

Conversational Health Agents: A Personalized LLM-Powered Agent Framework

Mahyar Abbasian, M.Sc.^{1*}, Iman Azimi, Ph.D.¹,
Amir M. Rahmani, Ph.D.¹, and Ramesh Jain, Ph.D.¹

¹University of California, Irvine

*Corresponding author, abbasiam@uci.edu

January 25, 2024

ABSTRACT

Conversational Health Agents (CHAs) are interactive systems that provide healthcare services, such as assistance and diagnosis. Current CHAs, especially those utilizing Large Language Models (LLMs), primarily focus on conversation aspects. However, they offer limited agent capabilities, specifically lacking multi-step problem-solving, personalized conversations, and multi-modal data analysis. Our aim is to overcome these limitations. We propose openCHA, an open-source LLM-powered framework, to empower conversational agents to generate a personalized response for users' healthcare queries. This framework enables developers to integrate external sources including data sources, knowledge bases, and analysis models, into their LLM-based solutions. openCHA includes an orchestrator to plan and execute actions for gathering information from external sources, essential for formulating responses to user inquiries. It facilitates knowledge acquisition, problem-solving capabilities, multilingual and multimodal conversations, and fosters interaction with various AI platforms. We illustrate the framework's proficiency in handling complex healthcare tasks via three demonstrations. Moreover, we release openCHA as open source available to the community

via GitHub^{◇,◇}.

INTRODUCTION

Conversational agents have the potential to play a crucial role in defining a complex problem incrementally, solving it, and providing an explanation of their problem-solving process [1]. This capability fosters trust and holds significant promise across a wide array of sensitive applications, particularly in the realm of healthcare. Large Language Models (LLMs) have consistently demonstrated their effectiveness within the conversational systems across diverse domains [2, 3, 4]. Our current exploration centers on the development of Conversational Health Agents (CHAs) using the latest technological developments in the field of Artificial Intelligence (AI), LLMs, and mHealth, where it has shown efficacy in the continuous collection of lifestyle and physiological data from users. These indispensable components stand poised to facilitate the creation of exceptionally efficient CHAs.

CHAs are interactive systems that provide healthcare services, such as assistance and diagnosis [5, 6, 7, 8, 9]. They aim to facilitate meaningful conversations, gather sufficient information, process it, and deliver reliable and trustworthy responses. Within these systems, conversations are pivotal, serving as the fundamental mode of human interaction. Throughout the ages, conversations have consistently served as the primary source of knowledge and the catalyst for societal actions. Recently, numerous studies have substantiated the efficacy, usability, and overall satisfaction associated with the conversational aspect of CHAs [10]. In healthcare settings, *empathy* [11, 12] and *companionship* [13, 14] necessitate personalized conversations.

Additionally, within CHAs, agents are furnished with conversational tools, interfaces, computational capabilities, and access to external resources to enhance the quality of healthcare delivery [7]. Given the intricacies of the healthcare domain [15, 16], agents should understand users' queries, decompose them into the components of knowledge possession, perform health data access and analysis, and apply reasoning to respond effectively to specific situations [16]. Their adaptability is essential, aligning their evolution with advancements in healthcare technology and literature [15]. Moreover, healthcare diagnoses often involve multiple modalities and steps, necessitating the

[◇]<https://github.com/Institute4FutureHealth/CHA>

[◇]<https://opencha.com>

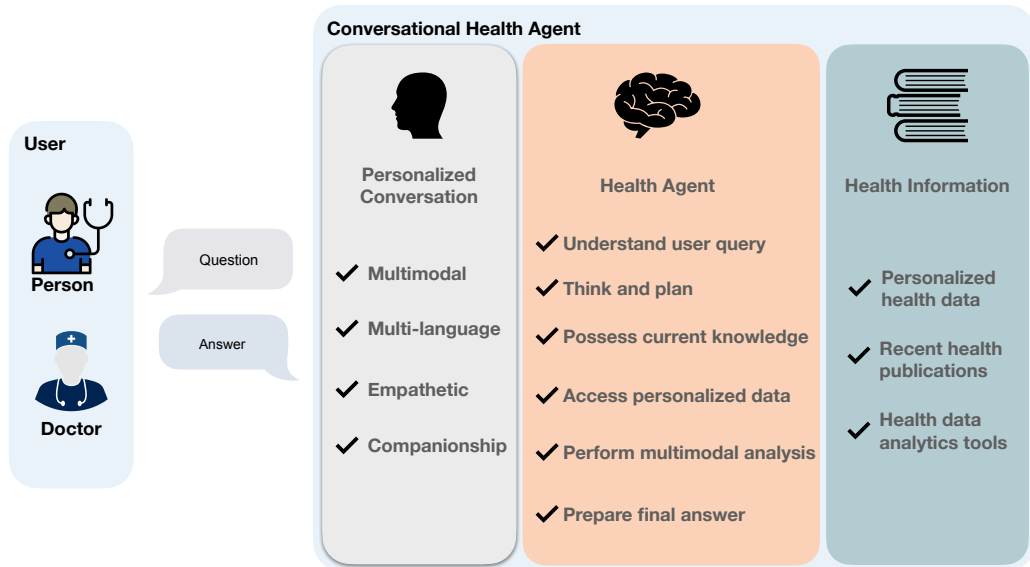


Figure 1: A conversational health agent including 1) a conversation component to enable user interaction and 2) a health agent for problem-solving and determining the optimal sequences of actions, leveraging health information.

consideration of numerous health parameters and potential sequential processing for well-informed decision-making [17]. Therefore, agents empower CHAs by providing them with the abilities for *personalization*, *multimodality*, and continuous *up-to-dateness* [12] through multi-step problem-solving while maintaining CHAs’ conversational capabilities to enhance usability and the quality of healthcare provision. Figure 1 shows an overview of the CHA main components.

Existing LLMs, such as ChatGPT [2], BioGPT [18], ChatDoctor [19], and Med-PaLM [4], are currently active in the medical knowledge domain. These LLMs can be served as CHAs. However, they merely focus on the conversational aspects, offering limited agent capabilities such as basic text-based chat interfaces and lacking multi-step problem-solving capabilities. They lack access to users’ personally collected longitudinal data and electronic health records (EHRs), which include crucial information like vital signs, biosignals (e.g., electrocardiogram), medical images, and demographic data. Consequently, their responses tend to be generic and may not address individual

health circumstances adequately. Moreover, they struggle to incorporate the latest health insights, leading to potentially outdated responses [20]. Furthermore, these chatbots do not seamlessly integrate with established and existing AI models and tools [21] for multimodal predictive modeling, rendering previous healthcare efforts obsolete.

In light of the significant advancements in technology and its paramount importance for both humanity and the environment, it becomes imperative that we synergize all available tools and harness knowledge from diverse sources to craft CHAs that offer a trustworthy, understandable, and actionable environment for a global audience. Presently, we stand on the threshold of crafting frameworks capable of delivering information in the most user-friendly and culturally attuned manner possible. This paper aims to introduce an initial iteration of such agents and lay the foundation for developing more sophisticated tools as our journey unfolds.

BACKGROUND AND SIGNIFICANCE

Related Work

Efforts in developing LLM-based CHAs can be categorized into three main groups: LLM Chatbots, Specialized Health LLMs, and Multimodal Health LLMs. LLM Chatbots employ and evaluate current chatbots (e.g., ChatGPT) in executing distinct healthcare functions [1, 22, 23, 24, 25]. For instance, Chen et al. [24] examined ChatGPT’s efficacy in furnishing dependable insights on cancer treatment-related inquiries.

Specialized Health LLMs delved deeper into the fundamental aspects of LLMs, aiming to enhance conversational models’ performance by creating entirely new LLMs pretrained specifically for healthcare or fine-tuning existing models. Notable examples include initiatives such as ChatDoctor [19], MedAlpaca [3], and BioGPT [18]. This category emerged in response to research indicating that general-domain LLMs often struggle with healthcare-specific tasks due to domain shift [26, 27], and relying solely on prompt engineering may not significantly improve their healthcare-specific performance [28, 29].

Multimodal Health LLMs involve a novel trajectory by integrating multimodality into LLMs for diagnostic functions. For instance, Tu et al. [4] investigated the potential of foundational transformer concepts in LLMs to amalgamate diverse modalities—videos, images, signals, and text—culminating

in a multimodal generative model. Xu et al. [30] introduced an LLM-aligned multimodal model, coupling chest X-ray images with radiology reports for X-ray-related tasks. Similarly, Belyaeva et al. [31] incorporated tabular health data into LLMs, yielding multimodal healthcare capabilities.

Existing Research Gaps and Challenges

Knowledge-groundedness and *personalization* in CHAs require tailored interactions that transcend basic dialogues, ensuring inclusivity through versatile, multimodal multilingual interfaces. The goal is to create CHAs that not only excel in conversational skills but also exhibit agent capabilities, enabling them to engage in critical thinking and strategic planning as proficient problem solvers. Despite the great efforts in developing CHAs, the existing services and models suffer from the following limitations:

- i) Insufficient support for comprehensive personalization, particularly in cases necessitating real-time access to individualized data. A substantial portion of users' healthcare data, primarily images, time-series, tabular data, and all other users' measured personal data streams is housed within healthcare platforms. Currently, CHAs have limited access to this data, primarily during the training and fine-tuning phases of LLM development, or they are completely severed from user data thereafter. The absence of accurate user healthcare information – including continuous data from wearable devices, mHealth applications, and similar sources – hampers the performance of these agents, confining their capabilities to furnish generic responses, offer general guidelines, or potentially provide inaccurate answers.
- ii) Limited capacity to access up-to-date knowledge and retrieve the most recent healthcare knowledge base. Conventional LLMs depend on limited data and Internet-derived knowledge during their training phase, leading to the emergence of three primary challenges. They tend to exhibit biases favoring populations with the most abundant online content, underscoring the importance of accessing the latest, relevant data. Recently introduced LLM-based services (e.g., ChatGPT4 [2]) offer Internet search but this is still insufficient for healthcare applications due to the large number of websites propagating false information. They lack updates on newly reliable Internet resources, a critical shortcoming

in healthcare where novel reliable and evaluated treatments and modifications to previous recommendations are frequently ignored. Lastly, their reliance on outdated or less pertinent data makes identifying instances of hallucination [32] problematic. Lack of up-to-date information reduces the trustworthiness and credibility of generated responses [20].

- iii) Lack of seamless integration with established, multimodal data analysis tools and predictive models that require external execution. Current agents often overestimate the computational capabilities of generative AI, leading to an under-utilization of well-established healthcare analysis tools, despite their proficiency in managing diverse data types [21].
- iv) Lack of multi-step problem solving capabilities. Existing LLM-based CHAs are typically specialized for specific tasks or deficient in robust data analysis capabilities. For example, Xu et al. [30] model performs X-ray image reporting relying solely on X-ray images, ignoring other modalities, such as vital signs recorded in time-series format. Additionally, the existing CHAs are unable to address intricate sequential tasks (i.e., act as problem solvers). Incorporating LLMs into CHAs requires integrating sequential reasoning, personalized health history analysis, and data fusion.

LLMs solely are insufficient to tackle the previously mentioned challenges. To make them practical for real-world applications, we need a comprehensive framework that harnesses LLMs while integrating various auxiliary components and external resources.

Key Contributions

In this article, we present a holistic LLM-powered framework for the development of CHA, aiming to rectify the above mentioned limitations. We delineate the components of our framework and proceed with a case study demonstrating our agent’s capacity. The framework acts as a problem solver to provide personalized responses by utilizing contemporary Internet resources and advanced multimodal healthcare analysis tools, including machine learning methods. Significant contributions are as follows.

1. We propose an LLM-powered Orchestrator, acting as a problem solver, to address healthcare-related queries by analyzing input queries, gath-

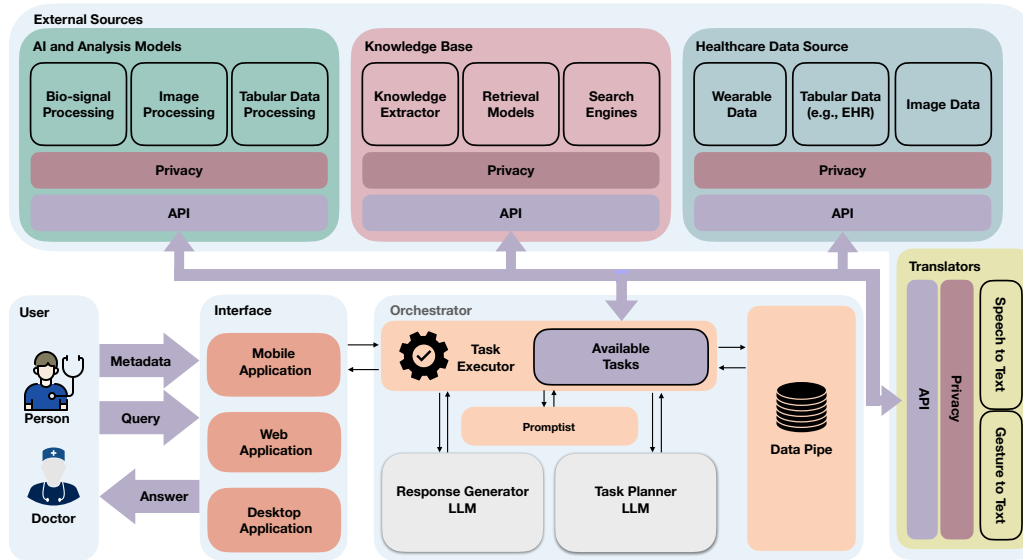


Figure 2: An overview of the proposed LLM-powered framework leveraging a service-based architecture

ering the required information, performing actions, and offering personalized responses.

2. We introduce external healthcare data sources, knowledge bases, and AI and Analysis models critical for enabling CHAs to offer reliable, trustworthy, and up-to-date responses.
3. We incorporate multimodal and multilingual capabilities into the framework, increasing usability.
4. We show the framework’s effectiveness using three demos.
5. We release the CHA framework as open source on GitHub[◊], inviting the community to leverage and integrate it into their solutions.

MATERIAL AND METHODS

We design an LLM-powered framework with a central agent that perceives and analyzes user queries, provides appropriate response, and manages access to external resources through Application Program Interfaces (APIs) or function calls. The user-framework interaction is bidirectional, ensuring a conversational tone for ongoing and follow-up conversations. Figure 2 shows an overview of the framework, including three major components: *Interface*, *Orchestrator*, and *External Sources*.

Interface

Interface acts as a bridge between the users and agents, including interactive tools accessible through mobile, desktop, or web applications. It integrates multimodal communication channels, such as text and audio. The Interface receives users’ queries and subsequently transmits them to the *Orchestrator* (see Figure 2).

Users can provide metadata (alongside their queries) within this framework, including images, audio, gestures, and more. For instance, a user could capture an image of their meal and inquire about its nutritional values or calorie content, with the image serving as metadata.

Orchestrator

The *Orchestrator* is the openCHA agent core, which is responsible for problem solving, planning, executing actions, and providing an appropriate response based on the user query. It incorporates the concept of the Perceptual Cycle Model [33] in openCHA, allowing it to perceive, transform, and analyze the world (i.e., input query and metadata) to generate appropriate responses. To this end, the input data are aggregated, transformed into structured data, and then analyzed to plan and execute actions. Through this process, the Orchestrator interacts with external sources to acquire the required information, perform data integration and analysis, and extract insights, among other functions. In the following, we outline five major components of the Orchestrator.

The *Task Planner* is the LLM-enabled decision-making, planning, and reasoning core of the Orcestrator. Its primary responsibility is to gather all

◊ <https://github.com/Institute4FutureHealth/CHA>

necessary information to answer users’ query. To achieve this, it interprets the user’s query along with metadata, identifying the necessary steps for task execution.

To transform a user query into a sequence of tasks, we incorporate the Tree of Thought [34] prompting methods into the Task Planner. Using this prompting method, the LLM is asked to 1) generate three unique strategies (i.e, sequences of tasks to be called with their inputs), 2) describe the proress and cons of each strategy, and 3) select one as the best strategy. An alternative prompting technique incorporated in openCHA is ReAct [35], which employs reasoning and action techniques to ascertain the essential tasks to be executed. openCHA offers the flexibility for users to choose the prompting method that best meets the needs of their application. Other prompting technique, such as Plan-and-Solve Prompting [36], could be also implemented and integrated to the *Task Planner*.

In the proposed Orchestrator, the planning part is performed in English, leveraging the superior capabilities of LLMs in this language. If the query is in a language other than English, the framework can employ one of two distinct approaches. In the first approach, it retrains the source language and utilizes the language model capabilities in the that language to generate responses. The second approach involves translating the query into English (e.g., using Google Translate), then planning and executing the process in English, followed by translating the final answer back into the source language.

The *Task Executor* carries out actuation within the Orchestrator by following the planning and tasks execution steps determined by the *Task Planner*. The Task Executor has two primary responsibilities. First, it acts as a data converter converting the input query and metadata and preparing it to be used by the *Task Planner*. For instance, if the question is in a language other than English, it will be translated into English using the Google Translate service [37]. Furthermore, if the metadata contains files or images, *Task Executor* send the details of the metadata to *Task Planner* for planning. Second, the *Task Executor* executes tasks generated by the *Task Planner* through interactions with external sources. The results are then relayed back to the *Task Planner* to continue planning if needed. In the end, the *Task Planner* signals the end of the planning.

It is crucial to emphasize that communication between the task planner and task executor is bidirectional. An iterative process continues between the Task Executor and Task Planner until the Task Planner accumulates

sufficient information to respond appropriately to the user’s inquiry. This two-way exchange proves indispensable because, in specific scenarios, the Task Planner may necessitate intermediate information to determine subsequent actions.

The *Data Pipe* is a repository of metadata and data acquired from *External Sources* through the execution of conversational sessions. This component is essential because numerous multimodal analysis involve intermediate stages, and their associated data must be retained for future retrieval. The intermediate data might be large, surpassing token limits, or challenging to comprehend and utilize by the *Task Planner’s* or *Response Generator’s* LLM. The *Data Pipe* is automatically managed by the *Task Executor*. It monitors the stored metadata and intermediate data.

The *Promptist* is responsible for transforming query text or outcomes from External Sources into suitable prompts that can be supplied to either the Task Planner or the Response Generator. Such a prompt generator service has been recently introduced in the literature. For example, Lyu et al. [38] shows techniques that can guide the model into more personalized answers. Hao et al. [39] also introduces a method to optimize the text-to-image prompt generation. Furthermore, OpenAI provided instructions on how to create more effective prompts [40]. There are available prompt generators which convert input prompt to prompts aligned with OpenAI’s instructions.

The *Response Generator* is an LLM-based module responsible for preparing the response. It refines the gathered information by the *Task Planner*, converting it into an understandable format and inferring the appropriate response. We separate the *Response Generator* and *Task Planner* to allow flexibility in choosing diverse LLM models and prompting techniques for these components. This division ensures that the *Task Planner* focuses solely on planning without providing responses to users, while the *Response Generator* utilizes gathered information to deliver conclusive responses. This segregation facilitates the *Response Generator* in addressing aspects of *empathy* and *companionship* in conversations, while the *Task Planner* primarily handles *personalization* and the *up-to-dateness* of conversations.

External Sources

External Sources play a pivotal role in obtaining essential information from the broader world. Typically, these External Sources furnish application

program interfaces (APIs) that the Orchestrator can use to retrieve required data, process them using AI or analysis tools, and extract meaningful health information. In openCHA, we integrate with four primary external sources, which we found critical for CHAs (see Figure 2).

Healthcare Data Source enables the collection, ingestion, and integration of data captured from a variety of sources, such as Electronic Health Record (EHR), smartphones, and smartwatches, for healthcare purposes [41]. Examples of data source are mHealth platforms and healthcare databases. mHealth platforms have garnered significant attention in the recent wave of healthcare digitalization, enabling ubiquitous health monitoring [42, 43]. The data encompass various modalities, including biosignals (e.g., PPG collected via a smartwatch), images (e.g., captured via user’s smartphone), videos, tabular data (e.g., demographic data gathered from EHR), and more. Notable examples of such healthcare platforms include ZotCare [44] and ilumivu [45], offering APIs for third-party integration. In our context, the Orchestrator functions as a third party, accessing user data with their consent.

Knowledge Base fetches the most current and pertinent data from healthcare sources, such as healthcare literature, reputable websites, or knowledge graphs using search engines or retrieval models [46, 47, 48]. Accessing this retrieved information equips CHAs with up-to-date, personalized knowledge, enhancing its trustworthiness while reducing hallucination and bias. OpenCHA allows integrating various knowledge base to be defined and configured as tasks.

AI and Analysis Models provide data analytics tools to extract information, associations, and insights from data [17, 21], playing a crucial role in the evolving landscape of LLM-healthcare integration, enhancing trustworthiness and personalization. They can perform various tasks, including data denoising, abstraction, classification, and event detection, to mention a few [17, 21]. As generative models, LLMs cannot effectively perform extensive computations or act as machine learning inferences on data. The AI platforms empower our framework to leverage existing health data analytic approaches.

Translators effectively convert various languages into widely spoken languages such as English, thereby enhancing the accessibility and inclusivity of CHAs. Existing agents face limitations that hinder their usability for large communities globally. Assuming universal text literacy for CHAs often narrows their reach and positioning them as a privilege [49, 50, 51]. Many underserved communities face obstacles while using CHAs due to their ed-

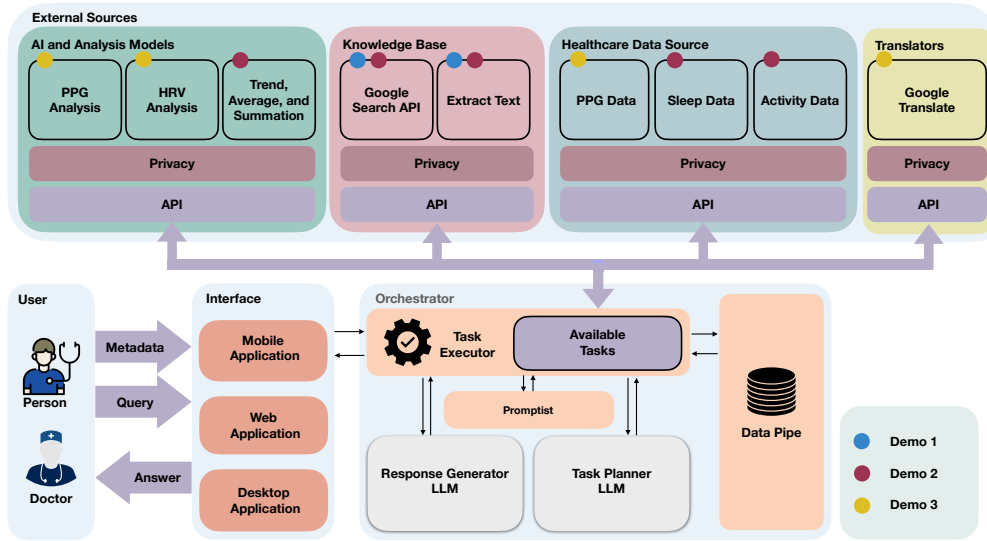


Figure 3: Overview of the implemented tasks and components and how they are used in the three demos.

educational disparities, financial constraints, and biases that favor developed nations within existing technological paradigms. Our framework, which integrates with Translator platforms, is designed to accommodate and support communication with diverse communities. This integration not only enhances the overall usability of CHAs but also ensures that they can effectively serve a broader range of users with varying linguistic and cultural backgrounds.

DEMONSTRATION

We demonstrate the capabilities of openCHA through three distinct demos. These demonstrations highlight how the planning and reasoning abilities of LLMs can effectively comprehend user queries and translate them into appropriate task executions. Each demonstration involves linking a set of implemented tasks to openCHA. Subsequently, we highlight openCHA’s planning proficiency in effectively sequencing tasks in the correct order with appropriate inputs and executing the tasks. Following the execution of all necessary tasks, the results are conveyed to the Response Generator to provide the final response. The overview of the implemented tasks and their utilization in each demo is depicted in Figure 3.

Table 1: The strategies suggested by Tree of Thought prompting technique for the first question.

Decision	<p>I recommend a more in-depth analysis and comparison of the information obtained from the separate searches. This approach ensures a comprehensive understanding of the key risk factors linked to diabetes and the measures that can be implemented to prevent it.</p> <p>Execution:</p> <ol style="list-style-type: none"> 1. Use the "serpapi" tool to search for "key risk factors linked to diabetes" and extract the text. 2. Use the "serpapi" tool to search for "preventive measures for diabetes" and extract the text.
----------	---

Demo 1: General healthcare question/answering

The aim is to demonstrate the openCHA’s capability to effectively engage with reliable online health sources (i.e., knowledge base) to access health-related information and provide responses to user inquiries. Examples of the inquiries could be "How to improve my sleep?", "What are the key risk factors linked to diabetes, and what measures can be implemented to prevent it? Provide references if available." To achieve this, we implemented two tasks (blue dots in Figure 3) to 1) perform health related Internet search using Google Search API (called SerpAPI [52]) and 2) extract textual information from retrieved websites.

Figure 4 illustrates sample queries and the corresponding responses from openCHA. The Task Planner initiates two different searches using Google Search API, then extracts the first returned pages’ content. Finally, it summarizes the gathered information. Table 1 indicates the strategy selected by the Task Planner using the Tree of Thought prompting technique. It is notable to mention that openCHA is able to decompose the question into sub-questions and search for each one individually. The references (i.e. retrieved websites) are also added to the final answer.

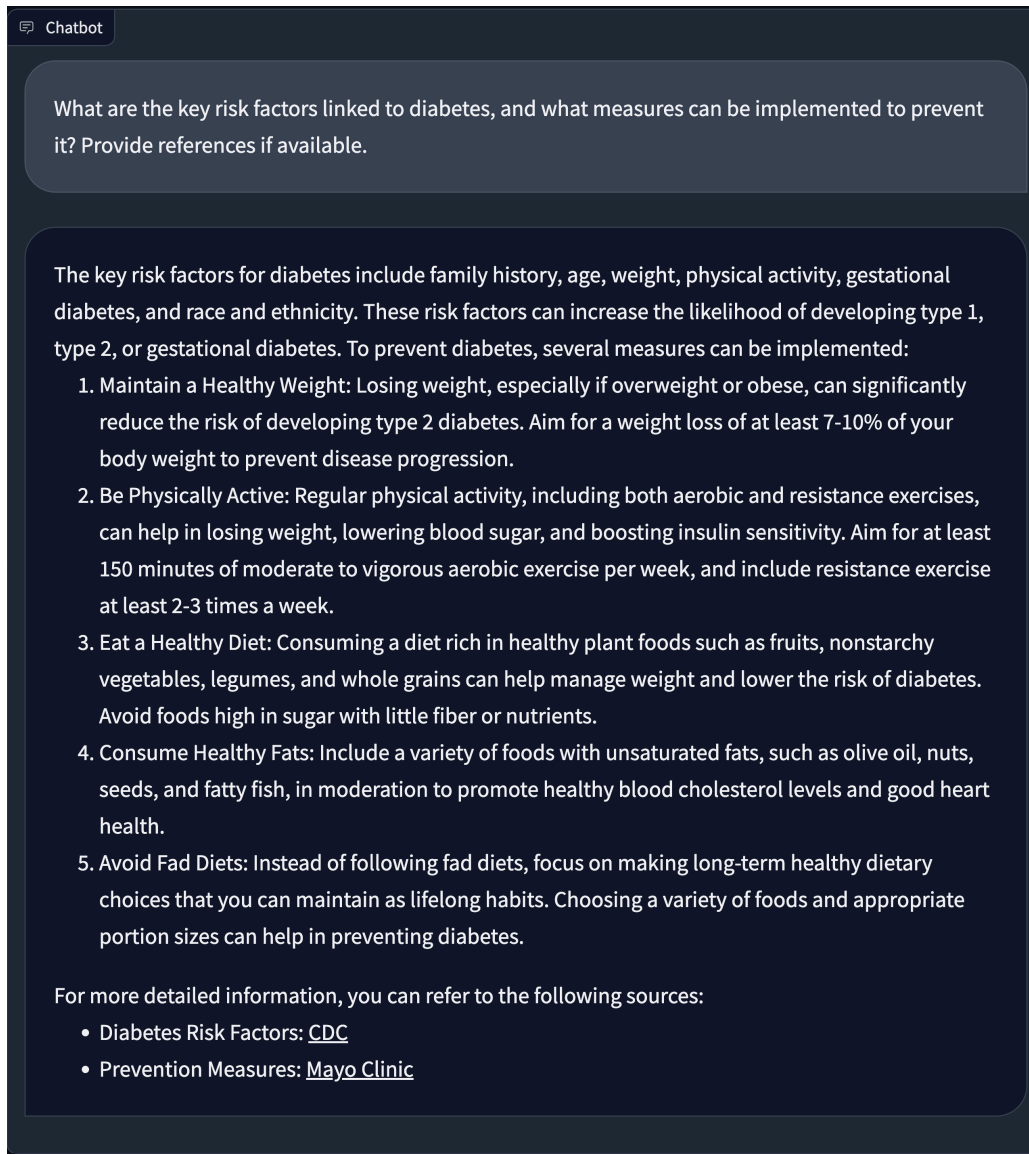


Figure 4: Demo 1. General healthcare question/answering.

Demo 2: Patient health record reporting

The second demo indicates how openCHA interacts with patient data stored in a database, conducts data analysis, generates health reports upon request, and asks follow up questions. Examples of the user's questions could be: "Provide a sleep summary of Patient 5 during August 2020", "Is Patient 5 REM sleep enough during August 2020?", "How much is the total step count of Patient 5 during August 2020?", or "Provide a activity summary

Table 2: The strategies suggested by Tree of Thought prompting technique for the first question.

Decision	<p>I will proceed to directly analyze the REM sleep data of Patient 5 for August 2020, providing a precise and specific conclusion.</p> <p>Execution:</p> <ol style="list-style-type: none"> 1. Use the sleep_get tool to obtain the REM sleep data for Patient 5 in August 2020. 2. Utilize the sleep_analysis tool to analyze the REM sleep duration and efficiency for August 2020.
----------	--

of Patient 5 during 2020". For this demo, we implement two tasks for the retrieval of sleep and physical activity from a health monitoring dataset [53]. The data utilize in this demo is a part of an extensive longitudinal study focusing on the mental health of college students, as documented in [53]. Moreover, we develop analytical tasks capable of executing basic statistical analysis (e.g., computing trends and averaging). Finally, we also add Google Search and Extract Text tasks so that the current setup of openCHA is capable of accessing internet information. The involved tasks in this demo are marked by red dots in Figure 3.

Figure 5 illustrates sample queries and the corresponding responses from openCHA. The Task Planner identifies the correct tasks, their order of execution, and the appropriate inputs to be used. Table 2 showcases the strategy chosen by the Task Planner using the Tree of Thought prompting technique.

Demo 3: Objective stress level estimation with multilanguage interaction

Demo 3 indicates the openCHA’s capability in conducting signal processing and objective stress level estimation. We also show that openCHA can answer the query in multiple languages. This is achieved by interacting with translator, health data sources, and AI models. Examples of interactions include inquiries such as "Retrieve the stress level of Patient 5 on August 29th, 2020" and "What is the average heart rate of Patient 5 during August 2020?" To fulfill our objective, we implemented three distinct tasks (yellow dots in Figure 3). The first task involved acquiring Photoplethysmogram (PPG)

Is REM sleep of Patient 5 sufficient during August 2020?

Based on the data collected from Patient 5 in August 2020, the REM sleep duration was 110.63 minutes. In order to determine if this is sufficient, we need to consider the individual's specific sleep needs and overall sleep patterns. It's important to note that the optimal amount of REM sleep can vary from person to person, but generally, adults need about 90-120 minutes of REM sleep each night.

In this case, the REM sleep duration of 110.63 minutes falls within the typical range for adults. However, it's important to assess the overall sleep quality and patterns as well. Factors such as sleep efficiency and total sleep time also play a role in determining if the REM sleep is sufficient for the individual's needs.

Give me reference on the REM sleep recommendation

According to the WHOOP, Rapid Eye Movement (REM) sleep is an essential stage of sleep that has important physiological and cognitive functions. It is known as the "mentally restorative" stage of sleep when the brain converts short-term memories into long-term ones. The average adult should aim to spend around 20-25% of their total sleep time in the REM stage, with around 90 minutes of REM sleep being recommended for individuals who get 7-8 hours of sleep. This means that the REM sleep duration of 110.63 minutes for Patient 5 in August 2020 falls within the typical range for adults.

However, REM sleep needs can vary from person to person, and other factors such as overall sleep patterns, sleep efficiency, and total sleep time also play a role in determining if the REM sleep is sufficient for an individual's needs. It's important to consider a more comprehensive view of the patient's sleep health by assessing other sleep metrics such as total sleep time, sleep efficiency, and sleep onset latency.

If you would like to learn more, you can visit the following link for additional information on REM sleep: [WHOOP - What is REM Sleep, Why it's Important, How Much You Need & How to Increase It.](#)

Figure 5: Demo 2. Patient health record reporting and follow up.

Table 3: The strategies suggested by Tree of Thought prompting technique for the first question.

Decision	<p>The best strategy provides both detailed PPG analysis and an estimation of the stress level, which offers a comprehensive view of the patient’s health status.</p> <p>Execution:</p> <ol style="list-style-type: none"> 1. Use <code>ppg_get</code> tool to retrieve the PPG data for Patient 5 during August 29th, 2020. 2. Analyze the PPG data with <code>ppg_analysis</code> tool to obtain the heart rate. 3. Use <code>stress_analysis</code> to estimate the stress level based on the obtained PPG data.
----------	--

data from the patients. PPG data were gathered using Samsung Gear Sport smartwatches [54], with a sampling frequency of 20 Hz, while participants were in free-living conditions. The data is part of the [53]. The second task performs PPG signal processing to extract heart rate variability (HRV) metrics. For this purpose, we utilize the Neurokit [55] Python library. In our case study, we extract a total of 32 HRV parameters, including metrics such as the root mean square of successive differences between normal heartbeats (RMSSD), low-frequency (LF), and high-frequency (HF) values [56, 57]. The third task estimates stress levels based on HRV using an AI model. Initially, we employ an autoencoder to reduce the dataset’s 32 HRV features to 12. Subsequently, a four-layer neural network categorizes the 12 features into five stress levels. The evaluation of the stress estimation model demonstrates an 86% accuracy rate on a test set.

Figure 6 depicts example queries and the corresponding responses from openCHA. The Task Planner’s approach involves initially retrieving the PPG data of Patient 5 on August 29th, 2020. Subsequently, the obtained result is forwarded to the PPG analysis task to extract HRV metrics. Lastly, the planner initiates the execution of stress analysis tasks, providing the HRV metrics to this task. Table 3 displays the chosen strategy by the Task Planner utilizing the Tree of Thought prompting technique. The ultimate estimated stress, along with an explanation, is then returned to the user.

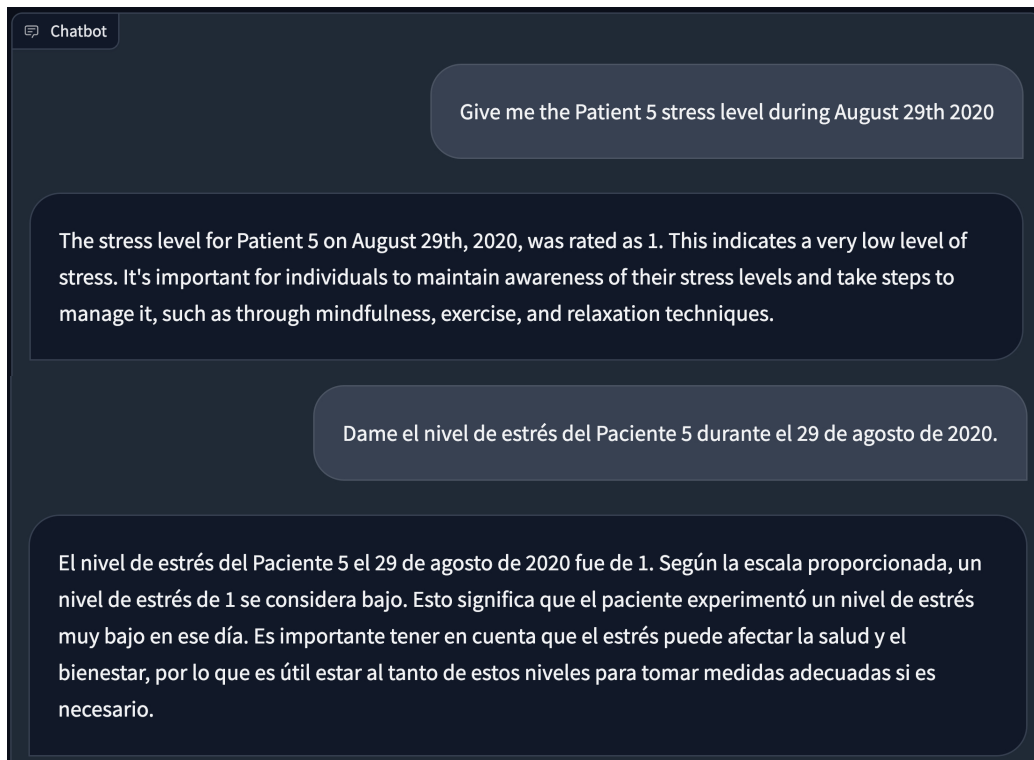


Figure 6: Demo 3. Objective stress level estimation. The question is asked in English and Spanish.

DISCUSSION

We briefly discuss our proposed framework’s advantages, potential, and limitations.

openCHA provides a high level of *flexibility* to integrate LLMs with external data sources, knowledge bases, and analytical tools. The proposed components can be replaced according to the requirements of the healthcare application in question. For instance, new external sources can be effortlessly integrated and introduced as new tasks into openCHA. The LLMs employed in openCHA can be readily swapped with fine-tuned or more healthcare-specific LLMs. Similarly, the Planner prompting technique and decision-making processes are modifiable. This flexibility facilitates collaboration among diverse research communities, enabling them to contribute to various aspects of CHAs.

openCHA also provides a high level of *explainability* for CHAs. It enables users to ask about the sequence of tools used and actions taken to generate a response. This attribute plays a crucial role in building trust between users and CHAs, as it improves transparency in obtaining a response, enabling the evaluation of CHAs in terms of trustworthiness and reliability. For example, in our Demo 3, if the user asks, 'How is my stress calculated?' the framework will provide an answer, explaining that the user's PPG and HRV are used, and the stress level is extracted using HRV.

Using multiple external sources has advantages, but it can impact model response time, potentially increasing CHA latency. As tasks and steps grow, the framework's response time may rise, reducing usability. Token limits in LLMs pose another challenge for Task Planner's tool accommodation, but recent progress [58] suggests improvements in LLM token limits, addressing this issue.

Privacy and security are crucial in this framework, particularly for healthcare applications dealing with user privacy concerns. Strong privacy measures are essential to prevent unauthorized access, data breaches, and identity theft, with potential severe consequences [59, 60]. To address privacy and security issues, external sources should provide data confidentiality. For example, this can be enabled by either granting limited access to CHAs, as third parties, with user permission or employing de-identification and anonymization techniques [61]. Another strategy is to prevent LLMs from using users' provided data for training and fine-tuning, ensuring that such data is not stored.

CONCLUSION AND FUTURE WORK

This paper presented an LLM-powered framework designed to empower CHAs in effectively addressing healthcare-related queries through the analysis of input questions, data collection, action execution, and the delivery of personalized responses. We demonstrated the framework's effectiveness using three different demos on general healthcare questions/answering, patient health record reporting, and objective stress level estimation. Our future work will consider developing prompt engineering and fine-tuning methods to enhance the Orchestrator's problem-solving capabilities. Additionally, we will carry out case studies to expand support for other multimodal data sources, including medical images and genomics, and their analysis platforms.

REFERENCES

- [1] Sallam M; MDPI. ChatGPT utility in healthcare education, research, and practice: systematic review on the promising perspectives and valid concerns. *Healthcare*. 2023;11(6):887.
- [2] OpenAI. ChatGPT: OpenAI's Conversational AI Model; Accessed: January 2024. <https://openai.com/chatgpt>.
- [3] Han T, Adams LC, Papaioannou JM, Grundmann P, Oberhauser T, Löser A, et al. MedAlpaca—An Open-Source Collection of Medical Conversational AI Models and Training Data. *arXiv preprint arXiv:230408247*. 2023.
- [4] Tu T, Azizi S, Driess D, Schaeckermann M, Amin M, Chang PC, et al. Towards Generalist Biomedical AI. *arXiv preprint arXiv:230714334*. 2023.
- [5] Meier P, Beinke JH, Fitte C, Behne A, Teuteberg F. FeelFit-Design and Evaluation of a Conversational Agent to Enhance Health Awareness. In: *ICIS*; 2019. .
- [6] Montenegro JLZ, da Costa CA, da Rosa Righi R. Survey of conversational agents in health. *Expert Systems with Applications*. 2019;129:56-67.
- [7] Denecke K, May R. Investigating conversational agents in healthcare: Application of a technical-oriented taxonomy. *Procedia Computer Science*. 2023;219:1289-96.
- [8] Tudor Car L, Dhinakaran DA, Kyaw BM, Kowatsch T, Joty S, Theng YL, et al. Conversational agents in health care: scoping review and conceptual analysis. *Journal of medical Internet research*. 2020;22(8):e17158.
- [9] Laranjo L, Dunn AG, Tong HL, Kocaballi AB, Chen J, Bashir R, et al. Conversational agents in healthcare: a systematic review. *Journal of the American Medical Informatics Association*. 2018;25(9):1248-58.
- [10] Milne-Ives M, de Cock C, Lim E, Shehadeh MH, de Pennington N, Mole G, et al. The effectiveness of artificial intelligence conversational agents in health care: systematic review. *Journal of medical Internet research*. 2020;22(10):e20346.
- [11] Moudatsou M, Stavropoulou A, Philalithis A, Koukouli S. The role of empathy in health and social care professionals. In: *Healthcare*. vol. 8. MDPI; 2020. p. 26.
- [12] Abbasian M, Khatibi E, Azimi I, Oniani D, Abad ZSH, Thieme A, et al. Foundation Metrics: Quantifying Effectiveness of Healthcare Conversations powered by Generative AI. *arXiv preprint arXiv:230912444*. 2023.
- [13] Moreira A, Quintas C, Guimarães T, Santos MF. Multichannel Mobile Companions for Personalized Healthcare Opportunities and Challenges. *Procedia Computer Science*. 2023;220:838-43.
- [14] Moore O. How Are Consumers Using Generative AI?; Accessed: January 2024. <https://a16z.com/how-are-consumers-using-generative-ai/>.
- [15] Plsek PE, Greenhalgh T. The challenge of complexity in health care. *Bmj*. 2001;323(7313):625-8.

- [16] Sturmberg JP, Martin CM. Complexity and health—yesterday’s traditions, tomorrow’s future. *J Eval Clin Pract.* 2009;15(3):543-8.
- [17] Topol EJ. As artificial intelligence goes multimodal, medical applications multiply. *Science.* 2023;381(6663).
- [18] Luo R, Sun L, Xia Y, Qin T, Zhang S, Poon H, et al. BioGPT: generative pre-trained transformer for biomedical text generation and mining. *Briefings in Bioinformatics.* 2022;23(6):bbac409.
- [19] Li Y, Li Z, Zhang K, Dan R, Jiang S, Zhang Y. ChatDoctor: A Medical Chat Model Fine-Tuned on a Large Language Model Meta-AI (LLaMA) Using Medical Domain Knowledge. *Cureus.* 2023;15(6).
- [20] Zhao WX, Zhou K, Li J, Tang T, Wang X, Hou Y, et al. A survey of large language models. *arXiv preprint arXiv:230318223.* 2023.
- [21] Han R, Acosta JN, Shakeri Z, Ioannidis J, Topol E, Rajpurkar P. Randomized Controlled Trials Evaluating AI in Clinical Practice: A Scoping Evaluation. *medRxiv.* 2023:2023-09.
- [22] Biswas S. ChatGPT and the future of medical writing. *Radiological Society of North America;* 2023.
- [23] Aydın Ö, Karaarslan E. OpenAI ChatGPT generated literature review: Digital twin in healthcare. Available at SSRN 4308687. 2022.
- [24] Chen S, Kann BH, Foote MB, Aerts HJ, Savova GK, Mak RH, et al. The utility of ChatGPT for cancer treatment information. *medRxiv.* 2023:2023-03.
- [25] Liu C, Ma Y, Kothur K, Nikpour A, Kavehei O. BioSignal Copilot: Leveraging the power of LLMs in drafting reports for biomedical signals. *medRxiv.* 2023:2023-06.
- [26] Lee J, Yoon W, Kim S, Kim D, Kim S, So CH, et al. BioBERT: a pre-trained biomedical language representation model for biomedical text mining. *Bioinformatics.* 2020;36(4):1234-40.
- [27] Gu Y, Tinn R, Cheng H, Lucas M, Usuyama N, Liu X, et al. Domain-specific language model pretraining for biomedical natural language processing. *ACM Transactions on Computing for Healthcare (HEALTH).* 2021;3(1):1-23.
- [28] Gutierrez BJ, McNeal N, Washington C, Chen Y, Li L, Sun H, et al. Thinking about gpt-3 in-context learning for biomedical ie? think again. *arXiv preprint arXiv:220308410.* 2022.
- [29] Moradi M, Blagec K, Haberl F, Samwald M. Gpt-3 models are poor few-shot learners in the biomedical domain. *arXiv preprint arXiv:210902555.* 2021.
- [30] Xu S, Yang L, Kelly C, Sieniek M, Kohlberger T, Ma M, et al. ELIXR: Towards a general purpose X-ray artificial intelligence system through alignment of large language models and radiology vision encoders. *arXiv preprint arXiv:230801317.* 2023.

- [31] Belyaeva A, Cosentino J, Hormozdiari F, McLean CY, Furlotte NA. Multimodal LLMs for health grounded in individual-specific data. arXiv preprint arXiv:230709018. 2023.
- [32] Guerreiro NM, Alves D, Waldendorf J, Haddow B, Birch A, Colombo P, et al. Hallucinations in large multilingual translation models. arXiv preprint arXiv:230316104. 2023.
- [33] Neisser U. Perceiving, anticipating, and imagining. In: Perception and Cognition: Issues in the Foundations of Psychology. University of Minnesota Press, Minneapolis; 1978. .
- [34] Yao S, Yu D, Zhao J, Shafran I, Griffiths TL, Cao Y, et al. Tree of thoughts: Deliberate problem solving with large language models. arXiv preprint arXiv:230510601. 2023.
- [35] Yao S, Zhao J, Yu D, Du N, Shafran I, Narasimhan K, et al. React: Synergizing reasoning and acting in language models. arXiv preprint arXiv:221003629. 2022.
- [36] Wang L, Xu W, Lan Y, Hu Z, Lan Y, Lee RKW, et al. Plan-and-solve prompting: Improving zero-shot chain-of-thought reasoning by large language models. arXiv preprint arXiv:230504091. 2023.
- [37] Google. Google Translate; Accessed: January 2024. <https://py-googletrans.readthedocs.io/en/latest/>.
- [38] Lyu H, Jiang S, Zeng H, Xia Y, Luo J. LLM-Rec: Personalized Recommendation via Prompting Large Language Models. arXiv preprint arXiv:230715780. 2023.
- [39] Hao Y, Chi Z, Dong L, Wei F. Optimizing prompts for text-to-image generation. arXiv preprint arXiv:221209611. 2022.
- [40] OpenAI. ChatGPT: Prompt engineering instructions.; Accessed: January 2024. <https://platform.openai.com/docs/guides/prompt-engineering/strategy-write-clear-instructions>.
- [41] Labbaf S, Abbasian M, Azimi I, Dutt N, Rahmani AM. ZotCare: a flexible, personalizable, and affordable mhealth service provider. *Frontiers in Digital Health*. 2023;5.
- [42] Jusoh S. A Survey on Trend, Opportunities and Challenges of mHealth Apps. *Int J Interact Mob Technol*. 2017;11(6):73-85.
- [43] Chiarini G, Ray P, Akter S, Masella C, Ganz A. mHealth technologies for chronic diseases and elders: a systematic review. *IEEE Journal on Selected Areas in Communications*. 2013;31(9):6-18.
- [44] Labbaf S, Abbasian M, Azimi I, Dutt N, Rahmani A. ZotCare: A Flexible, Personalizable, and Affordable mHealth Service Provider. *Frontiers in Digital Health*;5:1253087.
- [45] ilumivu. ilumivu; Accessed: January 2024. <https://ilumivu.com/>.
- [46] Nori H, Lee YT, Zhang S, Carignan D, Edgar R, Fusi N, et al. Can generalist foundation models outcompete special-purpose tuning? case study in medicine. arXiv preprint arXiv:231116452. 2023.

- [47] Hiemstra D. Information retrieval models. *Information Retrieval: searching in the 21st Century*. 2009:1-19.
- [48] Turtle HR, Croft WB. A comparison of text retrieval models. *The computer journal*. 1992;35(3):279-90.
- [49] Clarke MA, Moore JL, Steege LM, Koopman RJ, Belden JL, Canfield SM, et al. Health information needs, sources, and barriers of primary care patients to achieve patient-centered care: A literature review. *Health informatics journal*. 2016;22(4):992-1016.
- [50] Jain R. Folk computing. *Communications of the ACM*. 2003;46(4):27-9.
- [51] Borovoy RD. Folk computing: Designing technology to support face-to-face community building [Ph.D. thesis]. Massachusetts Institute of Technology; 2002.
- [52] SerpAPI. Google Search API; Accessed: January 2024. <https://serpapi.com>.
- [53] Labbaf S, Abbasian M, Nguyen B, Lucero M, Ahmed MS, Yunusova A, et al. Physiological and Emotional Assessment of College Students Using Wearable and Mobile Devices During the 2020 Covid-19 Lockdown: An Intensive, Longitudinal Dataset. *Longitudinal Dataset*. 2023.
- [54] Samsung. Samsung Gear Watch; Accessed: January 2024. <https://www.samsung.com/us/mobile/wearables/smartwatches/gear-sport-blue-sm-r600nzbaxar/>.
- [55] Makowski D, Pham T, Lau ZJ, Brammer JC, Lespinasse F, Pham H, et al. NeuroKit2: A Python toolbox for neurophysiological signal processing. *Behavior Research Methods*. 2021 feb;53(4):1689-96. Available from: <https://doi.org/10.3758%2Fs13428-020-01516-y>.
- [56] Shaffer F, Ginsberg JP. An overview of heart rate variability metrics and norms. *Frontiers in public health*. 2017:258.
- [57] Khatibi E, Abbasian M, Azimi I, Labbaf S, Feli M, Borelli J, et al. Impact of COVID-19 Pandemic on Sleep Including HRV and Physical Activity as Mediators: A Causal ML Approach. In: *2023 IEEE 19th International Conference on Body Sensor Networks (BSN)*. IEEE; 2023. p. 1-4.
- [58] Claude. Claude: A next-generation AI assistant for your tasks, no matter the scale; Accessed: January 2024. <https://www.anthropic.com/product>.
- [59] Hathaliya JJ, Tanwar S. An exhaustive survey on security and privacy issues in Healthcare 4.0. *Computer Communications*. 2020;153:311-35.
- [60] Price WN, Cohen IG. Privacy in the age of medical big data. *Nature medicine*. 2019;25(1):37-43.
- [61] Xu Y, Ma T, Tang M, Tian W. A survey of privacy preserving data publishing using generalization and suppression. *Applied Mathematics & Information Sciences*. 2014;8(3):1103.