

Secure and Effective Data Appraisal for Machine Learning

Xu Ouyang, Changhong Yang, Felix Xiaozhu Lin, Yangfeng Ji

University of Virginia

{ftp8nr, hmw4yz, felixlin, yangfeng}@virginia.edu

Abstract

Essential for an unfettered data market is the ability to discreetly select and evaluate training data before finalizing a transaction between the data owner and model owner. To safeguard the privacy of both data and model, this process involves scrutinizing the target model through Multi-Party Computation (MPC). While prior research has posited that the MPC-based evaluation of Transformer models is excessively resource-intensive, this paper introduces an innovative approach that renders data selection practical. The contributions of this study encompass three pivotal elements: (1) a groundbreaking pipeline for confidential data selection using MPC, (2) replicating intricate high-dimensional operations with simplified low-dimensional MLPs trained on a limited subset of pertinent data, and (3) implementing MPC in a concurrent, multi-phase manner. The proposed method is assessed across an array of Transformer models and NLP/CV benchmarks. In comparison to the direct MPC-based evaluation of the target model, our approach substantially reduces the time required, from thousands of hours to mere tens of hours, with only a nominal 0.20% dip in accuracy when training with the selected data.

1 Introduction

Data selection & appraisal In today’s ML ecosystem, data and models are often owned by separate parties. Examples include mobile users versus app providers, and small businesses versus marketing firms. As model owners are interested in acquiring data to train their models from data owners, data becomes a commodity to be valued and traded.

In a free data market, no purchase commitment should be required unless both parties reach an agreement, for which pre-purchase assessment is vital. It contains two steps: select the most valuable data; (optionally) appraise the selected data. To model owners, pre-purchase selection is key to cost-effectiveness. Extensive work already showed that datasets are often redundant and noisy [Settles, 2012; Katharopoulos and Fleuret, 2018; Mirzasoleiman *et al.*, 2020]; purchase budgets should be spent on data points that are most likely to

maximize model accuracy. To data owners, selection allows them to reveal less data in exchange for the same monetary reward, which retains their data ownership and reduces privacy exposure. The need for judicious data selection is further highlighted by that data candidates are often *unlabeled* [Hoi *et al.*, 2006; Smith *et al.*, 2018] and have *skewed label distributions* [Kaur *et al.*, 2019]. This paper targets this issue.

Challenge: private selection Data selection and appraisal should be private: they should not leak any data and model parameters; if a purchase agreement is eventually reached, the model owner should learn no more beyond the data she is paying for. To select and appraise data, a common algorithm is to run a model’s forward passes over data candidates and select based on the outcome (see Section 2 for details). It can be made private by building atop Multi-Party Computation (MPC) [Goldreich *et al.*, 1987; Shamir, 1979; Yao, 1986]: both parties (owners) jointly evaluate over the candidate data, learning only the indices of selected data and the quality measurement.

However, evaluating modern models, especially Transformer models, on MPC is expensive. A forward pass of BERT on a batch of 4 requires 3252 communication rounds and over 245 GB data exchanged, taking around 0.76 hours across commodity servers with GPUs. Most of the cost comes from executing nonlinear arithmetics such as softmax, which is pervasive in Transformers. To support Transformer inference over MPC, recent work approximates non-linearity with cheaper linear operations [Li *et al.*, 2022; Dong *et al.*, 2023]. For data selection, they are not only too slow (hundreds of GPU hours to select from tens of K data points) but also have poor results as this paper will show.

Goal & techniques Our goal is to accelerate private data selection for transformer-based models, e.g. BERT and ViT, while retaining the training performance. Our key insight is that the nonlinearity in Transformers can be fused and evaluated at low dimensions; fortunately, the resultant model evaluation outcomes will be acceptable for the purpose of data selection, which only depends on how the outcomes for individual data candidates compare to each other. We present a holistic selection pipeline with three key techniques.

Nonlinearity emulated by multi-layer perceptron (MLPs). While existing MPC frameworks treat individual nonlinear operations in isolation (e.g. Newton-Raphson iterations for

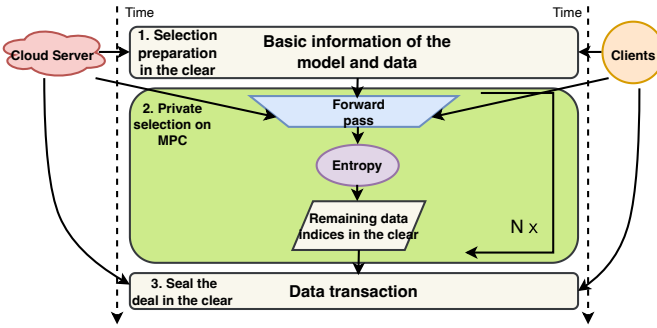


Figure 1: Three stages of our data selection workflow in chronological order.

reciprocal), we fuse adjacent non-linear operators and emulate them altogether with a small MLP. The benefits are twofold. (1) MLPs significantly reduce MPC costs because they not only serve as approximators (converting nonlinear to linear operations) but also dimension reducers, e.g. substituting a 512-dimensional softmax with 2-dimensional MLP. This sets us apart from prior work that approximates a single nonlinear operation (e.g. reciprocal) with an MLP [Chen *et al.*, 2022], which does not reduce dimensions and therefore executes much slower. (2) MLPs are data-driven. They are trained atop the distributions of the actual model activations, tailored to the datasets of interest. They only require a small amount of training data, as few as several hundred on average in our experiment.

Multi-phase selection. For efficiency, the data/model owners jointly select data in multiple phases. While early phases evaluate cheap selection models to filter most of the data, later phases run more expensive selection models to select from the data that survived from earlier phases. This reduces the total selection delay without compromising accuracy.

Parallel MPC executions. To further reduce the selection delay, the data/model owners batch network latency-bound MPC operations and execute them in parallel to network bandwidth-bound MPC operations; they further overlap the MPC communication and computation across different batches. No prior MPC systems exploit such parallelism, to the best of our knowledge.

Workflow There are three stages in our proposed workflow: two in the clear and one over MPC. As shown in Figure 1, in the beginning, the model owner and the data owner exchange some basic information in the clear. For instance, the total amount of data and the amount of data that the model owner plans to purchase. Next is the private multi-phase selection which is over MPC. Two parties secretly share encrypted proxy model parameters and data to do a forward pass and get the entropy value. We then rank them and select the top candidates based on their rank. The remaining data points’ indices will be reused in the next phase. The comparison outcomes will be revealed and the data indices are in the clear. Data will not be transferred among phases. The final transaction is in the clear. After private data selection, the model owner pays for the data it wants and the data owner sends out the data to seal the deal. More details in Section 4.

Results We test SelectFormer with four target models, seven NLP/vision benchmarks, and a variety of purchase budgets (20%–40%). We show that with commodity GPUs and typical Internet, our pipeline can select from 10K–100K data points within tens of hours, one order of magnitude faster than prior work. Using unmodified MPC protocol and framework, we provide a strong privacy guarantee. Our selected data only results in just 0.20% lower accuracy compared to directly evaluating the target model over MPC for selection, a gold method which is however 204× slower.

Contributions This work proposes a novel application of MPC – private data selection, and makes it practical on large Transformer models. It achieves so via three new techniques:

- A data-driven MLP approximation that is uniquely tailored for data selection, instead of generic inference.
- Multi-phase selection that progressively increases the selection models’ capability and reduces the amount of data candidates.
- Parallel MPC executions that hide the delays of computation and communication rounds behind that of communication data exchange.

2 Background

2.1 Assumptions on systems

Two parties The model owner possesses a pretrained Transformer model M_{target} and wants to finetune it. The data owner owns the dataset D for selection. The model owner is interested in buying B datapoints ($B < |D|$) from dataset D which will be used to finetune the model M_t . The model owner has a private, small validation set, on which she wants to maximize the test accuracy. The two parties agree on B and that they will use MPC for selection.

Datapoints We follow a common premise in prior work on data selection: [Coleman *et al.*, 2019; Mullapudi *et al.*, 2021; Mahmood *et al.*, 2022], the dataset D is unlabeled and might have an imbalanced class distribution, which warrants careful selection before training. This premise is motivated by real-world situations where data labels are scarce and data owners often lack the motivation, expertise, and authority to label their data [Hoi *et al.*, 2006; Smith *et al.*, 2018].

Threat model Without alternation, we follow a semi-honest model widely used in prior security research [Knott *et al.*, 2021; Dong *et al.*, 2023; Mohassel and Zhang, 2017]: both parties faithfully follow the MPC protocol but nevertheless attempt to learn each other’s private information (model weights and datapoints) through their interactions. Notably, we do not deviate from protocols implemented by well-known frameworks such as Crypten [Knott *et al.*, 2021]. As such, our privacy guarantee is as strong as the underlying framework.

2.2 Algorithm foundations

(1) Maximum entropy selection Active learning (AL) [Settles, 2012] selects from unlabeled data to maximize training performance. To appraise an example x for training model M , AL runs a forward pass of M over x (or query x with M)

and computes the prediction entropy: higher entropy implies lower model confidence, hence a higher learning value of x . **(2) Proxy models** Querying all examples in D with M_t can be slow. To this end, prior work uses a lightweight model M_p called “proxy” for selection before training M_t with the selected data [Coleman *et al.*, 2019]. To select valuable data, M_p ’s prediction should resemble that of M_t ; hence M_p is often created as a miniature version of M_t : examples include ResNet-18 as proxy for ResNet-50 [Coleman *et al.*, 2019]. We use simplified Transformers as proxy models with fewer layers and attention heads.

2.3 Transformers, MPC, and overhead analysis

Transformers We focus on transformer-based models [Vaswani *et al.*, 2017]. Each layer of these models features a Multihead Attention paired with FeedForward. Both are succeeded by layer normalization and a residual connection. Within the Multihead Attention, operations proceed sequentially from QKV linear operation to the attention mechanism, and finally to an attention output.

MPC setting: 2PC We assume the most common MPC setting: secret sharing under two-party computation (2PC) [Yang *et al.*, 2019]. The model owner randomly decomposes x into two shares, x_1 and x_2 (such that $x_1 + x_2 = x$), retains x_1 , and convey x_2 to the data owner. Analogously, the data owner fragments y into y_1 and y_2 and transfers y_2 to the model owner. These shares individually disclose no information about the original numbers, x and y . Reconstruction of a number is possible when both parties exchange their shares and sum them up. To compute $z = x + y$, each party add their shares of x and y , yielding $z_1 = x_1 + y_1$ and $z_2 = x_2 + y_2$. Both parties can retrieve z by adding z_1 and z_2 . For multiplication, The parties can offline generate a random triple called Beaver triple [Beaver, 1992], a , b , and c (such that $ab = c$). The elements of this triple are then partitioned and disseminated amongst the parties, akin to x and y . The model owner calculates $\epsilon_1 = x_1 - a_1$, $\delta_1 = y_1 - b_1$ while the data owner computes $\epsilon_2 = x_2 - a_2$, $\delta_2 = y_2 - b_2$. The parties jointly reconstruct ϵ and δ . Subsequently, the model owner computes $p_1 = c_1 + \epsilon y_1 + \delta x_1 + \epsilon \delta$ and the data owner calculates $p_2 = c_2 + \epsilon y_2 + \delta x_2$, enabling the retrieval of $p = xy$. Throughout this procedure, all intermediate computations, including ϵ_1 , ϵ_2 , δ_1 and δ_2 maintain the confidentiality of x , y and p , precluding any information leakage.

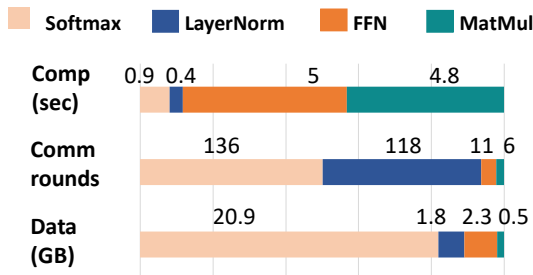


Figure 2: Transformers over MPC incurs high communication and computation overhead. Showing one forward pass of one layer (2 heads) over a batch of 5 (maximum allowable on our GPU). Hardware: Quadro RTX 4000. MPC framework: Crypten.

Major overheads comes from that MPC lacks native support for nonlinear operations, such as softmax, logarithmic, and exponential, which are pervasive in Transformers. In response, MPC frameworks provide corresponding linear approximations. Unfortunately, the overhead is still high. Figure 2 shows the cost of the operations for *one* transformer block. As shown in the table, the cost of nonlinear arithmetic dominates. Notably, softmax contributes 81.9% communication data and 142 communication rounds. The overheads become prohibitive for data selection, which needs to evaluate Transformers on tens of thousands of data points over MPC. We show this in Section 5.

3 Related work

Data selection and appraisal Our work builds on the idea of using a miniature version (proxy) of the target model as the selector [Coleman *et al.*, 2019]. Yet, proxies alone are still too expensive for MPC as we will show in Section 5. [Xu *et al.*, 2022] investigates data appraisal over MPC. Contrasting to us, they assume labeled data (a strong assumption in practice), which allows them to appraise data via forward influence functions. Unlike us focusing on Transformer models, they only demonstrated logistic regression tasks. [Mindermann *et al.*, 2022] introduces RHO loss that quantifies by how much data candidates would reduce the loss on a small holdout set if the model were to train the candidates. They then select data based on RHO loss. Their methods inspire our bootstrap dataset. However, they rely on that data candidates must be labeled, whereas we focus on a more challenging setting – selecting unlabeled data.

MPC inference of neural networks Existing research has developed discretized DNN training with a customized two-party protocol [Agrawal *et al.*, 2019] and MPC-friendly approximations to speed up CNN computation in MPC. [Chou *et al.*, 2018] develops an optimization framework that minimizes the approximation error of order 2 polynomial to ReLU. [Mishra *et al.*, 2020] alleviates this problem by using a set of carefully designed heuristics along with Neural Architecture Search (NAS). [Mohassel and Zhang, 2017] proposes a costly approximation of softmax by replacing exponential with ReLU functions on high-dimension inputs

MPCFORMER [Li *et al.*, 2022] and PUMA [Dong *et al.*, 2023] directly address efficient Transformer inference over MPC. MPCFORMER’s key idea is that approximate nonlinear operations in the student model and then distill it; PUMA proposes new approximations for faster secure inference in a three-party setting. Compared to us, they miss the key opportunities of reducing nonlinearity dimensions and using learned approximators (MLPs). Furthermore, Hence, MPCFORMER’s model distillation approach is ill-suited to data selection, where labeled data for distillation is lacking. As Section 5 will show, they perform poorly in data selection.

4 Method

4.1 High-level workflow

Pre-selection bootstrap: Prior to the selection, the two parties exchange meta-information *in the clear*: the purchase budget B , the secure computation framework, the tar-

get model architecture type, pre-processing methods, and the metadata about the S , which includes the number of data points.

The model owner purchases bootstrap data S_{boot} which constitutes a small fraction of the purchase budget B . The data owner randomly samples S_{boot} from S ; the purchase requires no selection and incurs no MPC overhead. The model owner will use S_{boot} to generate proxy models $\hat{M}_{1..N}$, as will be described below.

Multipass selection For efficiency, the selection process is a progressive sieve: earlier phases run smaller selector models for quickly filtering a majority of redundancy, whereas later phases run larger selector models for slower, more precise selection.

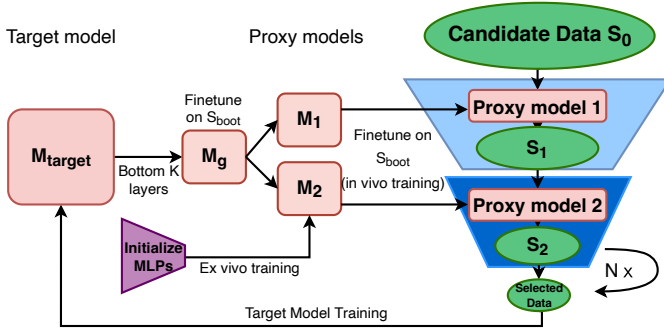


Figure 3: Our high-level workflow. Left: proxy model generation. Right: multi-phase selection.

Concretely, both parties jointly execute N selection phases over MPC. A phase i downselects dataset S_{i-1} to the set S_i with a selectivity $\alpha_i = S_i/S_{i-1}, \alpha_i < 1$.

In phase i , the model owner queries the dataset S_{i-1} with a proxy model \hat{M}_i . The query is executed as a forward pass of \hat{M}_i on S_{i-1} on MPC. The forward pass computes the prediction entropy values, which are encrypted. Next, both parties jointly find the *indices* of $|S_i|$ highest entropy values: execute the QuickSelect algorithm with $O(|S_{i-1}|)$ pairwise comparisons between entropy values; the comparison is over MPC, each taking 8 communication rounds and transferring 432 bytes. A comparison does not reveal its inputs (entropy values) but only the binary outcome. Finally, the indices of data points with the highest prediction entropy constitute the input S_i for the next phase. N phases result in the final dataset S_N . The model owner may offer to buy S_N , or request an appraisal of S_N before buying. For appraisal, both parties jointly compute an average entropy over S_N and reveal the average entropy. If the average entropy is sensitive, both parties can jointly compute if the (encrypted) average exceeds a pre-defined threshold and only reveals the one-bit outcome.

Privacy guarantees The following information is kept private: dataset S ; parameters of M_{target} and $\hat{M}_{1..N}$; the prediction outcome and entropy. The following is revealed: the *rank* of prediction entropy; the architecture (operations) of $\hat{M}_{1..N}$; the number of data points and budget.

4.2 Generating proxy models in detail

A proxy model \hat{M}_i is characterized by $\langle l_i, w_i, d_i \rangle$: L_i transformer layers with W_i attention heads each (width), in which the nonlinear modules are substituted by MLPs with hidden dimension d_i and the GeLU functions are substituted by ReLU functions. FFN is also removed from proxy models. As shown in Figure 3, the model owner generates proxy models $\hat{M}_{1..N}$ as follows:

- Extract a sub-model M_g from M_{target} . M_g comprises L bottom layers from M_{target} where $L = \max(l_{1..N})$, with all the weights copied over. M_g serves as the backbone for $\hat{M}_{1..N}$.
- Finetune M_g on the bootstrap data S_{boot} . This serves two purposes: (1) collecting sample input/output of M_g 's nonlinear modules, which will be used to train the MLPs that substitute these nonlinear modules; (2) roughly adapting M_g to a sample from the dataset S . Initialize $\hat{M}_{1..N}$ by pruning the width and depth of M_g .
- *Ex vivo* MLP training. For each transformer block in a proxy model, randomly initialize three MLPs. Train them separately on the input/output of nonlinear modules collected from the previous step. More training data following the same distribution as the input/output will be randomly generated as data augmentations. See subsection 4.3 for details.
- *In vivo* MLP training. Substitute the nonlinear modules in \hat{M}_i with the MLPs trained in the previous step. Further finetune the resultant model \hat{M}_i on S_{boot} end-to-end. This co-tunes MLPs (the approximate portion of \hat{M}_i) and the remaining exact portion.

The model owner schedules the selection by setting $\{\langle l_i, w_i, d_i \rangle\}_{i=1..N}$ for N phases. As described above, the principle of schedule is progressive: increasingly higher $l/w/d$ for later phases. Given a budget B , SelectFormer determines the schedule via offline grid search. See Section 5.

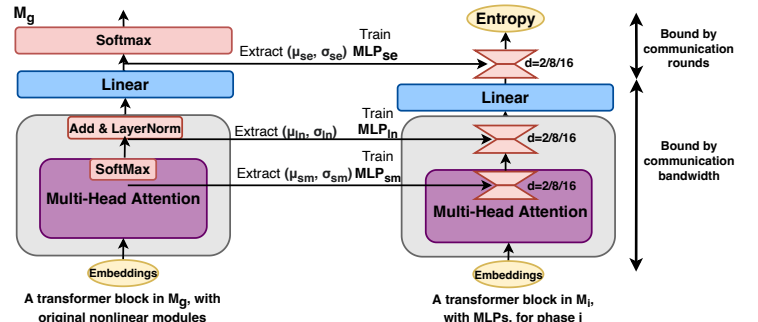


Figure 4: Training MLPs for substituting the non-linearity in Transformer models

4.3 Approximation MLPs for Non-linear Operations

Our theoretical foundation is [Hornik *et al.*, 1989]: MLPs are able to approximate any function at any desired degree of accuracy, as long as the function is continuous on a closed and bounded subset of R^n . A transformer's nonlinear modules

	DistilBERT					BERT					ViT-small		ViT-base	
	SST2	QNLI	QQP	AGNEWS	YELP	SST2	QNLI	QQP	AGNEWS	YELP	Cifar10	Cifar100	Cifar10	Cifar100
Ours	82.34±1.01	71.46±1.06	71.53±0.77	88.49±0.55	60.18±0.20	84.59±0.95	73.68±1.64	72.73±0.60	89.04±0.43	61.33±0.40	96.46±0.25	69.11±1.16	96.61±0.17	68.42±1.44
Random	79.08±1.65	70.34±1.74	66.18±3.54	86.43±0.66	58.09±0.60	79.58±1.83	73.56±1.35	68.84±0.74	87.85±0.54	59.16±0.43	94.69±0.37	43.99±0.93	95.63±0.50	63.21±1.78
(vs. Ours)	-3.26	-1.12	-5.35	-2.06	-2.09	-5.01	-0.12	-3.89	-1.19	-2.17	-1.71	-25.12	-0.98	-5.21
Oracle	82.32±0.68	71.44±1.35	71.51±1.51	89.19±0.27	59.93±0.16	86.06±0.79	74.62±1.39	73.08±1.86	89.74±0.38	60.80±1.33	96.87±0.17	68.40±1.71	96.94±0.23	67.85±1.35
(vs. Ours)	-0.02	-0.02	-0.02	+0.70	-0.25	+1.47	+0.94	+0.35	+0.70	-0.53	+0.41	-0.71	+0.33	-0.57

Table 1: *Ours* are consistently higher than *Random* across all models and benchmarks and are close to *Oracle* (gold accuracy). Accuracies and standard deviations are gotten by 5 runs.

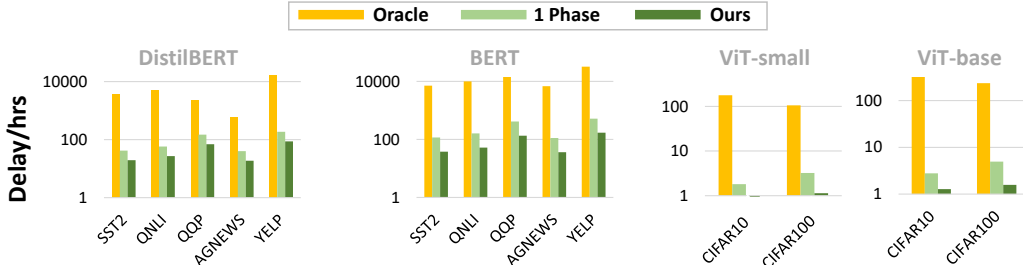


Figure 5: Our method reduces the end-to-end selection delays by two orders of magnitude. As in section 4, 1 phase selection selects data using a proxy model with a hidden dimension of 16.

satisfy this condition [Goodfellow *et al.*, 2016]. We use standard MLPs, each comprising one ReLU layer sandwiched between two linear layers. Of a proxy model, MLPs substitute the following nonlinear modules as shown in Figure 4:

- *Softmax in the attention module.* At each transformer layer, a substitute MLP maps along the last dimension of the input and has the same input/output shape as the original softmax operation.
- *LayerNorm in the attention module.* At each transformer layer, a substitute MLP emulates the reciprocal operation in LayerNorm. Of the LayerNorm, its learnable weights and bias in the affine functions are loaded from the original LayerNorm layers in M_g . Its numerator is computed directly on MPC because the total number is a constant and it needs just cheap summation and multiplication.
- *Softmax over logits and the subsequent entropy computation.* At the top of the model, a substitute MLP emulates the two modules combined. The MLP input shape is the same as that of softmax. The output will be the entropy itself.

A proxy model of layer l comprises $2l + 1$ MLPs in total; they have the identical hidden dimension albeit different weights. Different proxy models may have MLPs of different hidden dimensions, set as part of the schedule as described above.

Training MLPs MLPs need to be trained on the sample input/output of the nonlinear modules being substituted. While we can use such input/output observed in finetuning M_g over bootstrap data (S_{boot}), the data amount is inadequate: randomly sampled S_{boot} must be small (3521 datapoints on average in our experiments) in order to save the budget for private selection.

We address the problem with the empirical observation that inputs to a nonlinear module largely follow a parametric Gaussian distribution [Chen *et al.*, 2022]. As such, from the actually observed inputs, the model owner estimates the Gaussian distribution parameters $\langle \mu, \sigma \rangle$ and uses such parameters to synthesize training inputs and outputs. For a given nonlinear module in M_g , an instance of $\langle \mu, \sigma \rangle$ is estimated and one dataset (5.12 million data points) is synthesized once,

which is used to train the MLPs that substitute this particular nonlinear module in all proxy models $M_1 \dots N$. There are three synthesized datasets: S_{sm} , S_{ln} , and S_{se} . This is shown in Figure 4. Note that $M_1 \dots N$ with MLPs inserted will be further finetuned as described above. The MLP training is very cheap compared with the selection over MPC, which can be measured in minutes.

4.4 IO scheduling

Our proxy models perform a sequence of matrix multiplication and ReLU. When operating on high-dimensional inputs, they are bound by the network bandwidth; after being projected into lower dimensions, the operations succeeding the activation functions are bound by network latency. To this end, (1) SelectFormer stacks and coalesces the latency-bound modules from multiple batches, reducing the number of communication rounds and improving the computation throughput. (2) Furthermore, SelectFormer exploits computation and communication parallelism across batches, executing a module whenever its needed resources become available. For instance, while data exchange is occurring for one batch, computations for the subsequent batches can be performed concurrently. Such co-execution is only limited by data dependencies and the available memory of a party to hold operation inputs.

5 Evaluation

5.1 Experiment Setup

Models & datasets For NLP, we choose target models as BERT (12 layers) and DistilBERT (6 layers), with 12 attention heads and a hidden dimension of 768. For vision, we chose the target model as ViT, with the same architecture as BERT. We chose benchmarks with at least tens of thousands of data points which warrant selection. Following prior work [Xu *et al.*, 2022] to construct the training set with imbalanced labels, we remove some data points from the original benchmarks. Our imbalanced NLP benchmarks include binary classification from GLUE [Wang *et al.*, 2018]: SST2 (42K), QNLI (58K), and QQP (149K); and multilabel classification [Zhang *et al.*, 2015]: AG news (40K) and Yelp review

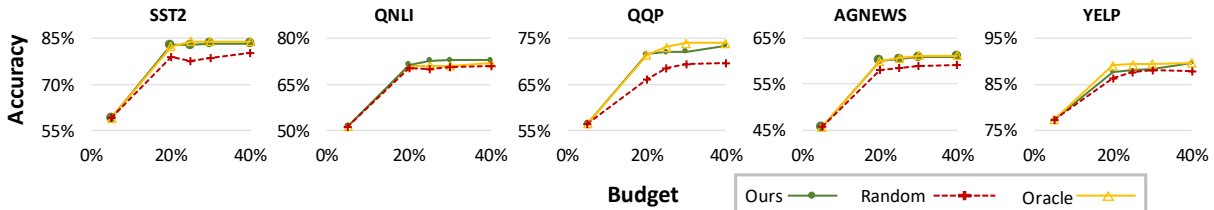


Figure 6: Across a variety of budgets, *Ours* consistently outperforms *Random* and are comparable with *Oracle* (gold accuracy). Target model: DistilBERT.

	Emulated w/ MLP?			DistilBERT Accuracy			BERT Accuracy		
	MLP _{sm}	MLP _{se}	MLP _{in}	SST2	QQP	AGNEWS	SST2	QQP	AGNEWS
Ours	✓	✓	✓	82.80±0.98	71.63±0.91	87.75±1.00	84.33±1.30	72.31±1.21	88.37±1.58
NoAttnSM				82.48±1.27 (-0.32)	71.85±1.11 (+0.22)	89.58±0.43 (+1.83)	85.14±0.46 (+0.81)	74.15±0.56 (+1.84)	89.55±0.66 (+1.18)
NoAttnLN	✓	✓		81.83±0.78 (-0.97)	71.68±0.44 (+0.05)	87.20±1.49 (-0.55)	83.95±0.73 (-0.38)	72.76±0.94 (+0.45)	89.08±0.47 (+0.71)
NoApprox				82.02±0.80 (-0.78)	70.42±1.00 (-1.21)	88.99±0.50 (+1.24)	84.79±1.00 (+0.46)	72.26±0.91 (-0.06)	89.30±0.45 (+0.93)

Table 2: Using MLPs to emulate Transformer nonlinearity results in minor accuracy degradation

full (188K). Our vision benchmarks are two multilabel benchmarks CAFAR-10 (10K) and CIFAR-100 (6K). Note that we do not change the test set.

We implement our scheme based on Crypten [Knott *et al.*, 2021], a popular MPC framework. We run data/model owners on separate GPUs (Nvidia Quadro RTX 4000) with Intel(R) Xeon(R) Silver 4210 CPU; we control the network bandwidth (100 MB/sec) and latency (100 ms) between them to emulate a wide-area network condition. We report: (1) the test accuracy of the target model, after being trained with the selected data; (2) the delay of the data selection process over MPC.

Baselines We evaluate our method against the following baselines.

1. *Random* selects data randomly from the data owner. It incurs zero MPC overhead.
2. *Oracle* queries data using the target model. Under our framework (Section 2), we consider that it leads to gold test accuracy. Yet, it incurs prohibitive MPC overhead as will be shown.
3. *MPCFORMER* [Li *et al.*, 2022] is a closely related project that minimizes the cost of evaluating transformers over MPC. We implement this baseline to adopt *MPCFORMER*'s key optimizations for evaluating proxy models: linear operators for approximating nonlinearity and model distillation for recovering accuracy. For a fair comparison, *MPCFORMER* uses the same proxy model architecture as ours, and initializes the proxy models in the same way; runs distillation on the same amount of bootstrap data. Note that we cannot directly compare to PUMA [Dong *et al.*, 2023], which is designed under 3 compute parties. and three computing parties.

5.2 End-to-End Results

Selection delays Our method significantly reduces the delays. Compared to *Oracle*, our method's delay is lower by two orders of magnitude as shown in Figure 5. For instance, to select 20% from 42K data points (SST2 benchmark, DistilBERT model), our experiment takes around 20 hours whereas *Oracle* would take 3740 hours.

Selection efficacy Our method effectively selects training data that best boosts the test accuracy. Table 1 zooms in on a typical purchase budget (20%). Compared to *Random*, our

test accuracy is consistently higher across all NLP and CV benchmarks. The benefit is particularly pronounced on challenging tasks such as CIFAR-100, on which our accuracy is higher by 25.11%/5.21% on ViT-small/base. Compared to *Oracle*, our test accuracy is comparable: only 0.08% – 0.58% lower for DistilBERT and BERT, and even 0.13% and 0.15% higher for ViT-base and ViT-small.

	BERT Accuracies/%			Delay/hrs		
	SST2	QNLI	QQP	SST2	QNLI	QQP
MPCFORMER	50.92	50.54	36.82	279	388	998
Ours	84.59 (+33.67)	73.68 (+23.14)	72.73 (+35.91)	37 (-242)	51 (-337)	131 (-867)

Table 3: Compared to MPCFORMER, our method results in much higher test accuracy and much lower delays. Focus on GLUE benchmarks which were also evaluated and reported by MPCFORMER. Target model: BERT. Proxy model: 1 transformer layer with 1 heads + 3 transformer layers with 12 heads.

Across different purchase budgets of 25%, 30%, and 40%, our method also leads to strong accuracy. Compared to *Random*, our accuracy is 2.23% higher on average, and up to 5.14%. Compared to *Oracle*, our average accuracy is only 0.91% lower on average, and as low as 0.01%. See Section Appendix for detailed results.

From a different angle to view our efficacy: to reach a given accuracy, our method demands a much lower budget. As shown in Figure 6, to be on par with our test accuracy on a budget of 20%, *Random* would need a budget of 70% (BERT on QNLI), a budget of 90% (DistilBERT on SST2), and a budget of 100% (DistilBERT on YELP and BERT on YELP/SST2).

5.3 Comparison with MPCFORMER

As shown in Table 3, our method simultaneously delivers much higher test accuracy (by 23%–36%) and much shorter (by 7×) selection delays. The reasons are twofold. (1) *MPCFORMER*'s longer delays come from that it approximates individual nonlinear operators with linear counterparts; it does not reduce model dimension as we do. (2) *MPCFORMER*'s lower accuracy comes from that its proxy models come from the distillation of the target model, a process requiring ample, representative training data. This is at odds with data selection: S_{boot} is the only data available for distillation; it has a small size and skewed labels. The skew-

ness propagates from S_{boot} to proxy models, to selected data, and to the target model. As a result, the trained target model is biased towards predicting the majority class in the training set. This results in poor accuracy if the test and train sets have different majority classes, sometimes even worse than random guess (e.g. QQP in Table 3)

5.4 Ablation Study

Crypten incurs minor accuracy loss We validate that our choice of the Crypten framework [Knott *et al.*, 2021], which executes ML on a finite ring, introduces minor accuracy loss. On SST2 with the default budget (5% for S_{boot} ; 20% total), private selection fully executed on Crypten results in test accuracy of 83.37%, which is even slightly (0.5%) higher than executing on PyTorch.

MLP for non-linearity (1) Delay. Our use of MLP reduces the selection delay by two orders of magnitude, e.g. from 3740 hours to around 20 hours for DistilBERT on SST2. This is shown in Figure 7, by the difference between P and PM . (2) Accuracy. The use of MLP incurs minor degradation in the test accuracy. The results are shown in Table 2, by the difference between *Ours* to *NoApprox*. On SST2, ours is 0.78% higher with DistilBERT and only 0.46% lower with BERT. On AGNEWS, ours are just 1.24% lower with DistilBERT and 0.93% lower with BERT. On QQP, it’s 1.21% and 0.05% higher respectively. Among the three MLPs, softmax in the attention module shows a higher impact on accuracy than the other two. As shown in Table 2 and across all the datasets, by the difference between *Ours* to *NoAttnSM*. Using softmax approximation MLP is just 0.75% lower with DistilBERT and 0.99% lower with BERT on average; by the difference between *Ours* to *NoAttnLN*, our approximations of LayerNorm only decreases the performance by 0.76% with DistilBERT and 0.16% higher with BERT on average. This is justified by the higher cost that our AttentionSM reduces data communication by $42\times$, while AttentionLN only reduces $8.25\times$.

Efficacy of multi-phase selection (MPS) We compare MPS to single-phase selection (SPS), in which the proxy model is the same as the one used in the last phase of MPS; it has all our other optimizations. (1) MPS reduces delays significantly. Compared to SPS, the two-phase selection reduces the total delay by 33%–61% across all the benchmarks. Because MPS runs a much smaller proxy model in phase 1 to filter most datapoints. The advantage is more pronounced for large models such as BERT, where the efficiency gap between the proxy models in phase 1 is even larger. (2) MPS improves accuracy moderately. We focus on two representative benchmarks SST2 and QQP (binary and multi-label classification). The results are in Table 4. Going from one phase to two/three phases results in tangible accuracy gain (around 1%); notably BERT sees accuracy gain as high as 1.72% (SST2) and 8.59% (QQP). We attribute the gain to MPS being more selective for the finally selected datapoints, which have been sieved through multiple proxy models, small and big.

Sizes of proxy models Multi-layer proxy models increase the selection delay while may improve the test accuracy. Our experiments show that: for small target models on challenging benchmarks (e.g. ViT-small on CIFAR-100), the test

accuracy from a three-layer proxy outperforms a one-layer proxy significantly (by 17.33%); on other benchmarks, 1+ layers only result in a minor increase in the test accuracy. On CIFAR-100, we find that the accuracy of a three-layer ViT-small proxy model is 17.33% higher than a one-layer and a three-layer ViT-base proxy model is 11.32% higher than a one-layer with 66.6% lower efficiency. Their accuracies are 0.26% higher than Oracle’s on average, but with $4\times$ higher efficiency. It is worth trading some extent of efficiency for much higher accuracy by a multi-layer proxy model, especially on difficult datasets like CIFAR-100.

MLP hidden dimensions To decide *d.i.*, we conduct a grid search to find the best values, which are included in our selection schedules shown in Table 4. A higher dimension like 16 has good accuracy on different datasets while not incurring much more latency. Multi-phase selection can reduce lots of latency, hence, we pick hidden dimension combinations that can bring more accuracy gain. For the 2 Phase, we choose (2, 16) which has the highest accuracy on larger datasets and target models, such as BERT on QQP. For the 3 Phase, we choose (2, 8, 16). It has the highest accuracy with DistilBERT on SST2, with BERT on QQP, and suboptimal accuracy on other experiments.

IO scheduling This optimization reduces the end-to-end selection delays by 1.3-1.4 \times , as shown in Figure 7, the difference between *Ours* and *PMT*. The reduction comes from overlapping the MPC computation and the communication rounds. their communication latency is hidden. The reduction depends on hardware: device computation bandwidth and the network latencies.

6 Concluding remarks

This paper addresses the private selection of imbalanced, unlabelled data. We propose data selection on MPC, preserving privacy while evaluating data. Overcoming computational challenges, we introduce a data-aware MLP approximation for non-linear modules, tailored to different datasets for reduced latency. Our multi-phase selection mechanism enhances proxy models’ efficiency across diverse benchmarks.

References

- [Agrawal *et al.*, 2019] Nitin Agrawal, Ali Shahin Shamsabadi, Matt J Kusner, and Adrià Gascón. Quotient: two-party secure neural network training and prediction. In *Proceedings of the 2019 ACM SIGSAC Conference on Computer and Communications Security*, pages 1231–1247, 2019.
- [Beaver, 1992] Donald Beaver. Efficient multiparty protocols using circuit randomization. In Joan Feigenbaum, editor, *Advances in Cryptology — CRYPTO ’91*, pages 420–432, Berlin, Heidelberg, 1992. Springer Berlin Heidelberg.
- [Chen *et al.*, 2022] Tianyu Chen, Hangbo Bao, Shaohan Huang, Li Dong, Binxing Jiao, Daxin Jiang, Haoyi Zhou, Jianxin Li, and Furu Wei. THE-X: Privacy-preserving transformer inference with homomorphic encryption. In *Findings of the Association for Computational Linguistics: ACL 2022*, pages 3510–3520, Dublin, Ireland, May 2022. Association for Computational Linguistics.

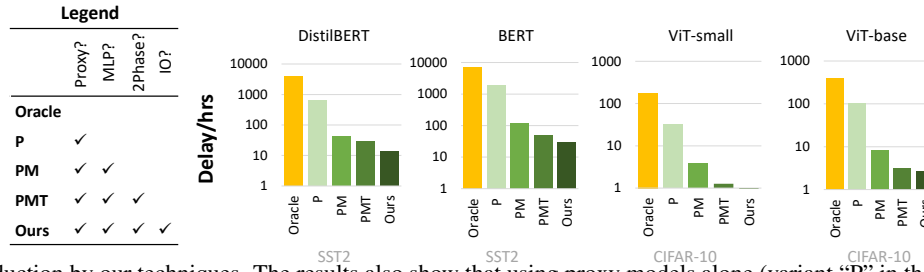


Figure 7: Delay reduction by our techniques. The results also show that using proxy models alone (variant “P” in the figure,) is not enough.

Totl Phs	MLP dims	# proxy layers		Selectivity	DistilBERT Accuracy		BERT Accuracy	
		DistilBT	BERT		SST2	QQP	SST2	QQP
1	16	1	1	100%*→20%	82.91	71.28	83.49	64.48
2	2→16	1→1	1→3	100%*→30%→20%	82.00 (-0.91)	71.62 (+0.34)	85.21 (+1.72)	73.07 (+8.59)
3	2→8→16	1→1→1	1→3→3	100%*→50%→30%→20%	83.37 (+0.46)	72.90 (+1.62)	84.52 (+1.03)	73.48 (+9.00)

*: include bootstrap data

Table 4: Our multi-phase selection improves accuracy in general. Three example schedules (with 1, 2, and 3 total phases, respectively) and their test accuracies are shown.

- [Chou *et al.*, 2018] Edward Chou, Josh Beal, Daniel Levy, Serena Yeung, Albert Haque, and Li Fei-Fei. Faster cryptonets: Leveraging sparsity for real-world encrypted inference. *arXiv preprint arXiv:1811.09953*, 2018.
- [Coleman *et al.*, 2019] Cody Coleman, Christopher Yeh, Stephen Mussmann, Baharan Mirzasoleiman, Peter Bailis, Percy Liang, Jure Leskovec, and Matei Zaharia. Selection via proxy: Efficient data selection for deep learning. *arXiv preprint arXiv:1906.11829*, 2019.
- [Dong *et al.*, 2023] Ye Dong, Wen-jie Lu, Yancheng Zheng, Haoqi Wu, Derun Zhao, Jin Tan, Zhicong Huang, Cheng Hong, Tao Wei, and Wenguang Cheng. Puma: Secure inference of llama-7b in five minutes. *arXiv preprint arXiv:2307.12533*, 2023.
- [Goldreich *et al.*, 1987] O. Goldreich, S. Micali, and A. Wigderson. How to play any mental game. In *Proceedings of the Nineteenth Annual ACM Symposium on Theory of Computing, STOC '87*, page 218–229, New York, NY, USA, 1987. Association for Computing Machinery.
- [Goodfellow *et al.*, 2016] Ian Goodfellow, Yoshua Bengio, and Aaron Courville. *Deep Learning*. MIT Press, 2016. <http://www.deeplearningbook.org>.
- [Hoi *et al.*, 2006] Steven C. H. Hoi, Rong Jin, Jianke Zhu, and Michael R. Lyu. Batch mode active learning and its application to medical image classification. In *Proceedings of the 23rd International Conference on Machine Learning, ICML '06*, page 417–424, New York, NY, USA, 2006. Association for Computing Machinery.
- [Hornik *et al.*, 1989] Kurt Hornik, Maxwell Stinchcombe, and Halbert White. Multilayer feedforward networks are universal approximators. *Neural networks*, 2(5):359–366, 1989.
- [Katharopoulos and Fleuret, 2018] Angelos Katharopoulos and François Fleuret. Not all samples are created equal: Deep learning with importance sampling. In *International conference on machine learning*, pages 2525–2534. PMLR, 2018.
- [Kaur *et al.*, 2019] Harsurinder Kaur, Husanbir Singh Pannu, and Avleen Kaur Malhi. A systematic review on imbalanced data challenges in machine learning: Applications and solutions. *ACM Computing Surveys (CSUR)*, 52(4):1–36, 2019.
- [Knott *et al.*, 2021] Brian Knott, Shobha Venkataraman, Awni Hannun, Shubho Sengupta, Mark Ibrahim, and Laurens van der Maaten. Crypten: Secure multi-party computation meets machine learning. *Advances in Neural Information Processing Systems*, 34:4961–4973, 2021.
- [Li *et al.*, 2022] Dacheng Li, Rulin Shao, Hongyi Wang, Han Guo, Eric P Xing, and Hao Zhang. Mpcformer: fast, performant and private transformer inference with mpc. *arXiv preprint arXiv:2211.01452*, 2022.
- [Mahmood *et al.*, 2022] Rafid Mahmood, James Lucas, Jose M. Alvarez, Sanja Fidler, and Marc Law. Optimizing data collection for machine learning. In S. Koyejo, S. Mohamed, A. Agarwal, D. Belgrave, K. Cho, and A. Oh, editors, *Advances in Neural Information Processing Systems*, volume 35, pages 29915–29928. Curran Associates, Inc., 2022.
- [Mindermann *et al.*, 2022] Sören Mindermann, Jan M Brauner, Muhammed T Razzak, Mrinank Sharma, Andreas Kirsch, Winnie Xu, Benedikt Höltingen, Aidan N Gomez, Adrien Morisot, Sebastian Farquhar, et al. Prioritized training on points that are learnable, worth learning, and not yet learnt. In *International Conference on Machine Learning*, pages 15630–15649. PMLR, 2022.
- [Mirzasoleiman *et al.*, 2020] Baharan Mirzasoleiman, Jeff Bilmes, and Jure Leskovec. Coresets for data-efficient training of machine learning models. In *International Conference on Machine Learning*, pages 6950–6960. PMLR, 2020.
- [Mishra *et al.*, 2020] Pratyush Mishra, Ryan Lehmkuhl, Akshayaram Srinivasan, Wenting Zheng, and Raluca Ada Popa. Delphi: A cryptographic inference service for neural networks. In *29th USENIX Security Symposium*

(*USENIX Security 20*), pages 2505–2522. USENIX Association, August 2020.

- [Mohassel and Zhang, 2017] Payman Mohassel and Yupeng Zhang. Secureml: A system for scalable privacy-preserving machine learning. In *2017 IEEE symposium on security and privacy (SP)*, pages 19–38. IEEE, 2017.
- [Mullapudi *et al.*, 2021] Ravi Teja Mullapudi, Fait Poms, William R. Mark, Deva Ramanan, and Kayvon Fatahalian. Learning rare category classifiers on a tight labeling budget. In *Proceedings of the IEEE/CVF International Conference on Computer Vision (ICCV)*, pages 8423–8432, October 2021.
- [Settles, 2012] Burr Settles. *Active Learning*. Synthesis Lectures on Artificial Intelligence and Machine Learning. Morgan & Claypool Publishers, 2012.
- [Shamir, 1979] Adi Shamir. How to share a secret. *Communications of the ACM*, 22(11):612–613, 1979.
- [Smith *et al.*, 2018] Justin S. Smith, Ben Nebgen, Nicholas Lubbers, Olexandr Isayev, and Adrian E. Roitberg. Less is more: Sampling chemical space with active learning. *The Journal of Chemical Physics*, 148(24):241733, 05 2018.
- [Vaswani *et al.*, 2017] Ashish Vaswani, Noam Shazeer, Niki Parmar, Jakob Uszkoreit, Llion Jones, Aidan N. Gomez, Lukasz Kaiser, and Illia Polosukhin. Attention is all you need. *CoRR*, abs/1706.03762, 2017.
- [Wang *et al.*, 2018] Alex Wang, Amanpreet Singh, Julian Michael, Felix Hill, Omer Levy, and Samuel R Bowman. Glue: A multi-task benchmark and analysis platform for natural language understanding. *arXiv preprint arXiv:1804.07461*, 2018.
- [Xu *et al.*, 2022] Xinlei Xu, Awni Hannun, and Laurens Van Der Maaten. Data appraisal without data sharing. In *International Conference on Artificial Intelligence and Statistics*, pages 11422–11437. PMLR, 2022.
- [Yang *et al.*, 2019] Qiang Yang, Yang Liu, Tianjian Chen, and Yongxin Tong. Federated machine learning: Concept and applications. *CoRR*, abs/1902.04885, 2019.
- [Yao, 1986] Andrew Chi-Chih Yao. How to generate and exchange secrets. In *27th annual symposium on foundations of computer science (Sfcs 1986)*, pages 162–167. IEEE, 1986.
- [Zhang *et al.*, 2015] Xiang Zhang, Junbo Jake Zhao, and Yann LeCun. Character-level convolutional networks for text classification. In *NIPS*, 2015.