

# Jury: A Comprehensive Evaluation Toolkit

Devrim Çavuşoğlu<sup>\*†</sup> and Seçil Şen<sup>\*‡</sup> and Ulaş Sert<sup>\*†</sup> and Sinan Onur Altınuç<sup>§†</sup>  
<sup>\*</sup> OBSS AI

<sup>†</sup> Middle East Technical University

<sup>‡</sup> Bogazici University

<first-name>.<last-name>@obss.tech

## Abstract

Evaluation plays a critical role in deep learning as a fundamental block of any prediction-based system. However, the vast number of Natural Language Processing (NLP) tasks and the development of various metrics have led to challenges in evaluating different systems with different metrics. To address these challenges, we introduce *jury*, a toolkit that provides a unified evaluation framework with standardized structures for performing evaluation across different tasks and metrics. The objective of *jury* is to standardize and improve metric evaluation for all systems and aid the community in overcoming the challenges in evaluation. Since its open-source release, *jury* has reached a wide audience and is available on GitHub at <https://github.com/obss/jury>.

## 1 Introduction

Metrics play a crucial role, particularly in deep learning-based approaches. They are not only used to evaluate a trained model but also to gauge the progress of training and assess the quality of generalization. The evaluation in Natural Language Generation (NLG) is more challenging compared to other deep learning tasks due to the fact that assigning a numerical score to a textual output is a non-trivial problem. Thus, a research problem on this topic gains attention from most NLG researchers.

Earlier machine learning-based NLG research relied mostly on human evaluation since it is found to be the most straightforward way to measure *human-likeness* (van der Lee et al., 2021). The recent advances in deep learning push the state of the art in NLG research and the latest models come to a point where human evaluation is time and cost-intensive. Experimenting in deep learning to perfect models, datasets in terms of performance and quality mostly cost even more than training a single experiment in

terms of time and resources. Most NLP research mainly relies on automatic evaluation metrics such as BLEU (Papineni et al., 2002), METEOR (Banerjee and Lavie, 2005) and ROUGE (Lin, 2004). Besides being fast, those metrics measure the linguistic and semantic quality of the generated textual output such as grammatical correctness, fluency, and diversity (Sai et al., 2020). The use of automatic metrics for the assessment of a system’s quality, on the other hand, is controversial and has been criticized for not correlating well with human evaluation (van der Lee et al., 2021). Most studies combine the strengths of two evaluation techniques; human evaluation outputs are assumed to be the gold standard whereas the automatic evaluation metric results are used to ensure fast iteration.

NLP tasks possess inherent complexity, requiring a comprehensive evaluation of model performance beyond a single metric comparison. Established benchmarks such as WMT (Barrault et al., 2020) and GLUE (Wang et al., 2018) rely on multiple metrics to evaluate models on standardized datasets. This practice promotes fair comparisons across different models and pushes advancements in the field. Embracing multiple metric evaluations provides valuable insights into a model’s generalization capabilities. By considering diverse metrics, such as accuracy, F1 score, BLEU, and ROUGE, researchers gain a holistic understanding of a model’s response to never-seen inputs and its ability to generalize effectively. Furthermore, task-specific NLP metrics enable the assessment of additional dimensions, such as readability, fluency, and coherence. The comprehensive evaluation facilitated by multiple metric analysis allows for trade-off studies and aids in assessing generalization for task-independent models. Given these numerous advantages, NLP specialists lean towards employing multiple metric evaluations.

Although employing multiple metric evaluation is common, there is a challenge in practical use

<sup>§</sup> Study is done while working at OBSS AI.

because widely-used metric libraries lack support for combined and/or concurrent metric computations. Consequently, researchers face the burden of evaluating their models per metric, a process exacerbated by the scale and complexity of recent models and limited hardware capabilities. This bottleneck impedes the efficient assessment of NLP models and highlights the need for enhanced tooling in the metric computation for convenient evaluation. In order for concurrency to be beneficial at a maximum level, the system may require hardware accordingly. Having said that, the availability of the hardware comes into question.

The extent of achievable concurrency in NLP research has traditionally relied upon the availability of hardware resources accessible to researchers. However, significant advancements have occurred in recent years, resulting in a notable reduction in the cost of high-end hardware, including multi-core CPUs and GPUs. This progress has transformed high-performance computing resources, which were once prohibitively expensive and predominantly confined to specific institutions or research labs, into more accessible and affordable assets. For instance, in BERT (Devlin et al., 2019) and XLNet (Yang et al., 2019), it is stated that they leveraged the training process by using powerful yet cost-effective hardware resources. Those advancements show that the previously constraining factor for hardware accessibility has been mitigated, allowing researchers to overcome the limitations associated with achieving concurrent processing capabilities in NLP research.

To ease the use of automatic metrics in NLG research, several hands-on libraries have been developed such as *nlg-eval* (Sharma et al., 2017) and *datasets/metrics* (Lhoest et al., 2021) (now as *evaluate*). Although those libraries cover widely-used NLG metrics, they don't allow using multiple metrics in one go (i.e. combined evaluation), or they provide a crude way of doing so if they do. Those libraries restrict their users to compute each metric sequentially if users want to evaluate their models with multiple metrics which is time-consuming. Aside from this, there are a few problems in the libraries that support combined evaluation such as individual metric construction and passing compute time arguments (e.g. n-gram for BLEU (Papineni et al., 2002)), etc. Our system provides an effective computation framework and overcomes the aforementioned challenges.

We designed a system that enables the creation of user-defined metrics with a unified structure and the usage of multiple metrics in the evaluation process. Our library also exploits *datasets* package to promote the open-source contribution; when users implement metrics, the implementation can be contributed to the *datasets* package. Any new metric released by *datasets* package will be readily available in our library as well.

We introduce a novel comprehensive evaluation system, *jury*, built on top of *evaluate*, and our claim is that our strength comes from our three main capabilities that differ from existing toolkits. Our contribution can be summarized as follows:

- Unified interface for metric computations.
- Combined metric evaluation.
- Evaluation of multiple predictions and/or multiple references. To the best of our knowledge, there is currently no software that supports this feature.
- Task mapping in metrics.

Along with these contributions we build upon a powerful framework that reduces additional work for evaluation. Furthermore, it lets the community focus on their experiments, where the evaluation part is easily handled by *jury*.

## 2 Related Work

In recent years, there has been a growing trend toward using automated evaluation methods for the assessment of NLP tasks. Several toolkits and libraries have been developed to provide easy-to-use and comprehensive solutions for evaluating NLP models.

*TorchMetrics* (Detlefsen et al., 2022) is a general-purpose metrics package that covers a wide variety of tasks and domains used in the machine learning community. The package provides standard classification and regression metrics, as well as domain-specific metrics for audio, computer vision, NLP, and information retrieval.

*nlg-eval* (Sharma et al., 2017) evaluation library that focuses on unsupervised automated metrics for NLG. This toolkit provides several metrics that can be used to evaluate the quality of NLG outputs, such as the BLEU score and the ROUGE score.

*datasets/metrics - evaluate* (Lhoest et al., 2021) is another library that provides a more standardized

and accessible method for evaluating and comparing models, as well as reporting their performance. The library offers dozens of popular metrics for a variety of tasks, including NLP and computer vision.

### 3 Jury/Library Overview

As a starting point, instead of completely constructing some fundamental blocks from scratch, we chose *datasets/metrics* (Lhoest et al., 2021) as a building block and built *jury* on top of it. The toolkit *datasets/metrics* are first released under the library *datasets*, and later in 2022 *datasets/metrics* is deprecated<sup>1</sup> in favor of *evaluate* which is an isolated library transferred from *datasets/metrics*. We refactored our codebase to make a transition from *datasets/metrics* to *evaluate* accordingly. There are a few critical reasons that guided us to choose *evaluate* to form the base structure and the skeleton of our system:

- Having a base `Metric` class that performs computations internally in a generic way which supports actions like appending, accumulating compute items over time.
- Utilizing arrow tables<sup>2</sup> and efficient compression techniques.
- Huge community adoption and support.
- Easily add metrics to a community hub<sup>3</sup> either public or private.

In light of these useful points, we formed our basis and internal architecture with *evaluate*. Starting from this skeleton, we added functionalities and structures to further improve and build a more generic tool with the purpose of standardizing evaluation frameworks.

#### 3.1 Design & Structures

The library is developed with two core concepts in mind; a unified interface and generic use of metrics on different tasks.

<sup>1</sup><https://github.com/huggingface/datasets/pull/4739>

<sup>2</sup>Initially intended for storage and efficient computations on datasets, but also utilized for metrics). The arrow tables are useful also for verifying data types according to a schema for a table and forcing users to feed the correct input data type in calculations.

<sup>3</sup>Share metrics through HF spaces, so that metrics to be added do not necessarily have to be included in the library, and reduces the friction for custom metrics. <https://huggingface.co/metrics>

The implemented metrics are facilitated with two main components `Metric` and `Jury` (high-level interface for all metric computations). `Metric` is a base class that provides utility for tasks such as compute, collate (include pre-process), post-process, reduce, etc. to all metrics in all tasks while `Jury` provides computing multiple metrics for the same input concurrently and creates a unified report after the computations.

#### 3.2 Metric

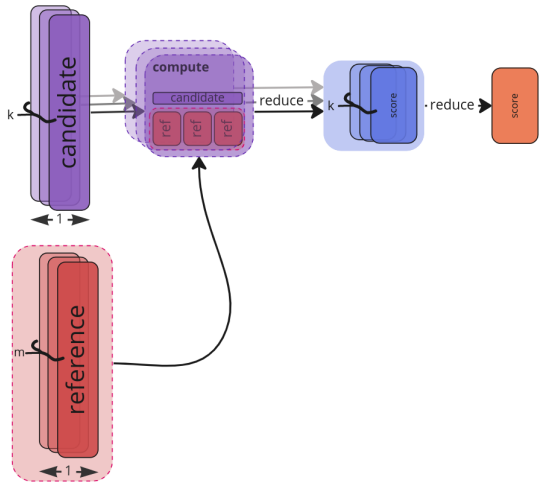
We adopted `evaluate.Metric` as a base class for our metric implementations to inherit the useful properties (e.g. efficient computations, caching, utilization of vectorization, etc.) and extended this to form our `Metric` class.

General computation scheme of metric computations is given in [Figure 1](#).

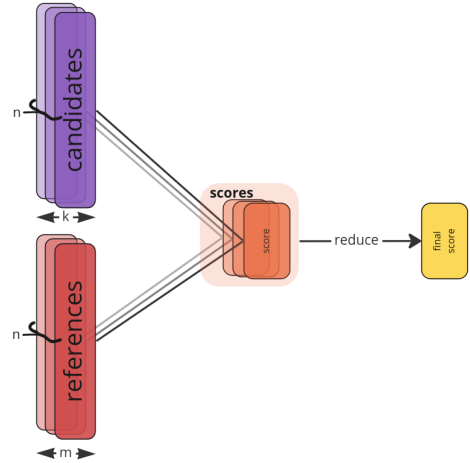
##### 3.2.1 Unified Interface

In NLG tasks we may want to evaluate the systems with multiple references per instance if resources are available. The most prominent practice of this is observed in machine translation tasks, where given input in a source language the system tries to give a corresponding output in a target language. While evaluating such a system, it is required that a source sentence instance is paired with a reference target sentence. In fact, a single source sentence could be paired with different target sentences that convey the same meaning and reflect the true structure of the source language in the target language as much as possible. The multiple references are useful as a single reference might not convey the true variability of true language variations, and there have been studies on the effect of multiple references (Thompson, 1991; Turian et al., 2003; Qin and Specia, 2015). For this reason, there are metric implementations and proposals that involves multiple references in a correspondence to a single prediction (a.k.a candidate or hypothesis) (Post, 2018; Zhang\* et al., 2020).

The practice of supporting multiple references, however, is not adopted in the implementations of all metrics in available libraries and frameworks. For example, in *evaluate* only some subset of metrics accept multiple references. We have introduced a unified interface for all metrics implemented under *jury* to support multiple references. For each metric, the `compute` method now takes a set of reference collections, allowing users to pass either a single collection or multiple collections of varying



(a) Multiple predictions vs. multiple references for a single *evaluation instance*.



(b) Computation of metrics for multiple *evaluation instances*.

Figure 1: General computation scheme of *jury*. (a) Generally (and by default) both reduce operations are *max*, optionally these can be determined separately. (b) The reduce is generally *arithmetic-mean* for most of the metrics.

lengths.

The importance of multiple predictions in evaluation phases has been recently studied (Fomicheva et al., 2020; Liu et al., 2021). The study of multi-hypothesis MT evaluation (Fomicheva et al., 2020) suggests that exploiting multi-hypothesis has achieved a higher correlation with human judgement. There are several methods for obtaining multiple predictions from a single input, such as perturbations, sampling techniques, and post-processing. These methods can create variations in model outputs that can be used for evaluation, quality assessment (e.g. for ranking predictions and refining system outputs), and other purposes. Hence, along with adding support for multiple references for all metrics implemented in *jury*, we also included the usage of multiple predictions in the metrics in the library, and established a unified metric computation interface for all metrics.

The computation for metrics is carried out in a generic framework that is illustrated in Figure 1. Basically, *jury* computes prediction instances against paired reference instances and uses reduce operations to obtain a single score for each evaluation instance. Then, it generally computes the arithmetic mean of those scores to obtain the final score at the evaluation collection/corpus level. The computation framework is detailed in Appendix A.

### 3.2.2 Task Assigned Metrics

The system’s outputs naturally vary among different tasks. The most apparent example to observe this difference is between Natural Language Gen-

eration (NLG) and Natural Language Inference (NLI). In NLG systems, such as machine translation, abstractive text summarization, and question generation, the final output is typically a string or a set of strings. However, in NLI systems the final output is an integer that corresponds to a label id. Apart from that, while NLI is inherently a single-label multi-class classification task, a generic text classification could very well be a multi-label multi-class classification task (Lewis et al., 2004). These differences between tasks dictate the type of outputs. Therefore, to handle different system outputs based on different tasks, we introduced a way of mapping the metric to the computation of that particular task (e.g. *accuracy-for-language-generation*, *accuracy-for-sequence-classification*).

The default task is determined as language generation (i.e. NLG) for all metrics where such metrics accept string data type. Though most of the metrics accept text string as input, some metrics (e.g. BLEU) accept tokenized input. To standardize the mapping of this input type, we included an optional tokenizer argument for BLEU which can also be included for other potential metrics requiring tokenized input.

With this task mapping management, the computations are less error-prone and much easier without user requiring to build a custom pre or post processing. Also, a new task mapping can be added easily to the library, or defined as a custom class for personal use by extending *MetricForTask*. Currently *jury* has four main task

classes; `MetricForLanguageGeneration`, `MetricForSequenceClassification`, `MetricForSequenceLabeling` and `MetricForCrossLingualEvaluation`. These metric classes can be extended and custom metrics can be created easily. Additionally, the `MetricForTask` class can be extended to support other tasks.

### 3.3 Scorer

We designed a high-level interface with a class named `Jury` which allows computing many metrics at once, either concurrently or sequentially. When the computations are over, it outputs a well-formed dictionary where each score is reported with additional information.

In addition, this component enhances the reliability of the evaluation by verifying that the metrics being computed are appropriate for the task at hand. It only allows metrics that belong to the same task used together, thereby reducing the potential risks (e.g. miscalculation, misinterpretation) are avoided.

## 4 Library Tour

Loading a single metric is a simple one-liner adopted from `evaluate` where the interface is the same except few additional keyword arguments.

```
bleu_2 = load_metric(
    "bleu",
    resulting_name="bleu_2",
    compute_kwargs={"max_order": 2},
    # **kwargs_passed_to_evaluate
)
```

Computation for a single metric is carried out by the `compute` method of a metric object.

```
bleu_2.compute(
    predictions=my_predictions,
    references=my_references
)
```

Obtaining scores through `Jury` class (scorer) allows combining multiple metrics and allows concurrent computation.

```
MY_METRICS = ["bleu", "meteor", "rouge"]
scorer = Jury(
    metrics=MY_METRICS, run_concurrent=True
)
scores = scorer(
    predictions=my_predictions,
    references=my_references
)
```

The usage examples provided above involve loading a single metric and computing via the `compute()` method, or using the `Jury` class and calling it with predictions and references. To minimize the risk of errors, users must pass keyword arguments with explicit names when using either of these methods.

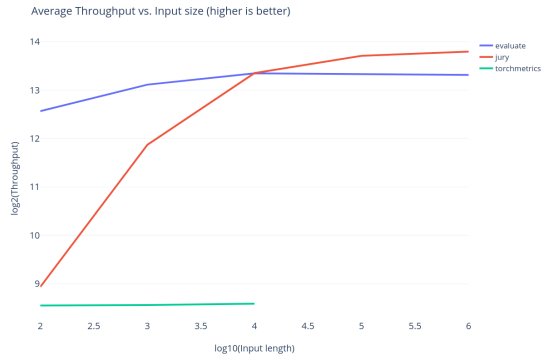
## 5 Discussion

We introduce and improved the base `evaluate` library by standardizing the interface with our unified interface design and task mapping for metrics. Additionally, we added support for combining multiple metrics to compute concurrently, which reduces the run time depending on the hardware for users. We conducted experiments on runtime of the computations for evaluations by taking two common open-source evaluation libraries; namely `torchmetrics` and `evaluate`. The results of the experiments are given in [Figure 2](#). The details corresponding to the experiments are given in [Appendix B](#). Also, feature-wise comparison is given in [Table 1](#).

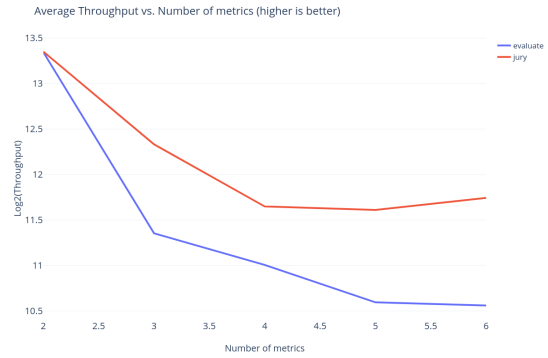
We also added a sanity-checking mechanism that checks the viability of the metrics passed to `Jury` scorer whether the given metrics are appropriate to the same task or not. In addition to these, `jury` seamlessly supports all metrics from `evaluate` as is as instructed in `evaluate`.

Unfortunately, however, if a metric is not implemented in `jury` with a unified structure, it cannot be used with the same interface as the `jury` metrics (e.g., passing multiple predictions). This is the most noticeable limitation of `jury` as of the time being. To encounter this problem, we put a good amount of effort to make the custom metric implementation easy as possible, so that it can be easily alleviated by users.

Lastly, the underlying type checking on arrow tables enforces a rigid expectation on metric input types and formats. This results in reduced flexibility for modifying metric inputs and a slightly increased learning curve for new users. However, in exchange, this feature contributes to code safety by ensuring error detection, which in turn improves the overall quality of the code. Additionally, the performance is also enhanced, with the type checking to facilitate more efficient processing and execution of the code. Thus, arrow tables' trade-offs are outweighed by their contribution to code safety, quality, and performance.



(a) Different evaluation tools scale against input size (number of instances). The x-axis is  $\log_{10}$  scaled.



(b) Different evaluation tools scale against number of metrics.

Figure 2: Experiments conducted against other open-source frameworks where (a) compares how well the tools scale in terms of input size and (b) compares how well the tools scale in terms of number of metrics. The evaluation is done on throughput (items/s) which is scaled by  $\log_2$  in both of the plots. The results shown in figures are average of 5 runs.

	Jury	Datasets	Evaluate	NLGEval	Torchmetrics
Metrics	$19 \cup \text{Datasets}$	22	22	8	13
Combined evaluation	✓	✗	✓	✗	✗
Concurrency	✓	✗	✗	✗	✗
Task mapping	✓	✗	✗	✗	✗
Unified I/O	✓	✗	✗	✗	✗

Table 1: Feature matrix comparing publicly available evaluation packages.

## 6 Conclusion

We introduced *jury* a comprehensive evaluation toolkit for NLP metrics, main focus in development is on being extensible and customizable. Evaluation in NLP, particularly in natural language generation tasks, is a challenging task due to a number of practical difficulties that can arise. These difficulties include but not limited to (i) long run-time in computation of multiple metrics sequentially, (ii) there is no standard in input type of metric computation (some take single prediction instance, some allows multiple references, etc.), (iii) there is no standard of task mapping in metrics (i.e. a metric can be used for different tasks with a different computation scheme). While *jury* addresses all of these issues, it also extends the usefulness of the library in the following ways:

- **(easy-to-use)** Providing easy access to already available and well-maintained metrics through a unified interface
- **(generic input type)** Providing support for predictions with multiple predictions and/or multiple references

- **(task mapping)** Utilizing metrics among different tasks
- **(accelerated run-time)** Providing faster and more efficient evaluations with concurrent metrics calculation and taking advantage of the arrow table structure

Our primary objective is to simplify, accelerate, and enhance the evaluation of NLP tasks by providing researchers with convenient access to a broad range of evaluation metrics. By automating the evaluation process, researchers can analyze and improve their models more efficiently, saving valuable time and resources.

## Acknowledgements

We would also like to express our appreciation to Cemil Cengiz for fruitful discussions.

## References

Satanjeev Banerjee and Alon Lavie. 2005. **METEOR: An automatic metric for MT evaluation with improved correlation with human judgments.** In *Pro-*

- ceedings of the ACL Workshop on Intrinsic and Extrinsic Evaluation Measures for Machine Translation and/or Summarization*, pages 65–72, Ann Arbor, Michigan. Association for Computational Linguistics.
- Loïc Barrault, Magdalena Biesialska, Ondřej Bojar, Marta R. Costa-jussà, Christian Federmann, Yvette Graham, Roman Grundkiewicz, Barry Haddow, Matthias Huck, Eric Joanis, Tom Kocmi, Philipp Koehn, Chi-kiu Lo, Nikola Ljubešić, Christof Monz, Makoto Morishita, Masaaki Nagata, Toshiaki Nakazawa, Santanu Pal, Matt Post, and Marcos Zampieri. 2020. [Findings of the 2020 conference on machine translation \(WMT20\)](#). In *Proceedings of the Fifth Conference on Machine Translation*, pages 1–55, Online. Association for Computational Linguistics.
- Nicki Skaftø Detlefsen, Jiri Borovec, Justus Schock, Ananya Harsh Jha, Teddy Koker, Luca Di Liello, Daniel Stancl, Changsheng Quan, Maxim Grechkin, and William Falcon. 2022. [Torchmetrics - measuring reproducibility in pytorch](#). *Journal of Open Source Software*, 7(70):4101.
- Jacob Devlin, Ming-Wei Chang, Kenton Lee, and Kristina Toutanova. 2019. [BERT: Pre-training of deep bidirectional transformers for language understanding](#). In *Proceedings of the 2019 Conference of the North American Chapter of the Association for Computational Linguistics: Human Language Technologies, Volume 1 (Long and Short Papers)*, pages 4171–4186, Minneapolis, Minnesota. Association for Computational Linguistics.
- Marina Fomicheva, Lucia Specia, and Francisco Guzmán. 2020. [Multi-hypothesis machine translation evaluation](#). In *Proceedings of the 58th Annual Meeting of the Association for Computational Linguistics*, pages 1218–1232, Online. Association for Computational Linguistics.
- David D Lewis, Yiming Yang, Tony Russell-Rose, and Fan Li. 2004. Rcv1: A new benchmark collection for text categorization research. *Journal of machine learning research*, 5(Apr):361–397.
- Quentin Lhoest, Albert Villanova del Moral, Yacine Jernite, Abhishek Thakur, Patrick von Platen, Suraj Patil, Julien Chaumond, Mariama Drame, Julien Plu, Lewis Tunstall, Joe Davison, Mario Šaško, Gunjan Chhablani, Bhavitvya Malik, Simon Brandeis, Teven Le Scao, Victor Sanh, Canwen Xu, Nicolas Patry, Angelina McMillan-Major, Philipp Schmid, Sylvain Gugger, Clément Delangue, Théo Matussière, Lysandre Debut, Stas Bekman, Pierric Cistac, Thibault Goehringer, Victor Mustar, François Lagunas, Alexander Rush, and Thomas Wolf. 2021. [Datasets: A community library for natural language processing](#). In *Proceedings of the 2021 Conference on Empirical Methods in Natural Language Processing: System Demonstrations*, pages 175–184, Online and Punta Cana, Dominican Republic. Association for Computational Linguistics.
- Chin-Yew Lin. 2004. [ROUGE: A package for automatic evaluation of summaries](#). In *Text Summarization Branches Out*, pages 74–81, Barcelona, Spain. Association for Computational Linguistics.
- Zhenghao Liu, Xiaoyuan Yi, Maosong Sun, Liner Yang, and Tat-Seng Chua. 2021. [Neural quality estimation with multiple hypotheses for grammatical error correction](#). In *Proceedings of the 2021 Conference of the North American Chapter of the Association for Computational Linguistics: Human Language Technologies*, pages 5441–5452, Online. Association for Computational Linguistics.
- Kishore Papineni, Salim Roukos, Todd Ward, and Wei-Jing Zhu. 2002. [Bleu: a method for automatic evaluation of machine translation](#). In *Proceedings of the 40th Annual Meeting of the Association for Computational Linguistics*, pages 311–318, Philadelphia, Pennsylvania, USA. Association for Computational Linguistics.
- Maja Popović. 2015. [chrF: character n-gram F-score for automatic MT evaluation](#). In *Proceedings of the Tenth Workshop on Statistical Machine Translation*, pages 392–395, Lisbon, Portugal. Association for Computational Linguistics.
- Matt Post. 2018. [A call for clarity in reporting BLEU scores](#). In *Proceedings of the Third Conference on Machine Translation: Research Papers*, pages 186–191, Brussels, Belgium. Association for Computational Linguistics.
- Ying Qin and Lucia Specia. 2015. [Truly exploring multiple references for machine translation evaluation](#). In *Proceedings of the 18th Annual Conference of the European Association for Machine Translation*, pages 113–120, Antalya, Turkey.
- Ananya B. Sai, Akash Kumar Mohankumar, and Mitesh M. Khapra. 2020. [A survey of evaluation metrics used for NLG systems](#). *CoRR*, abs/2008.12009.
- Shikhar Sharma, Layla El Asri, Hannes Schulz, and Jeremie Zumer. 2017. [Relevance of unsupervised metrics in task-oriented dialogue for evaluating natural language generation](#). *CoRR*, abs/1706.09799.
- Matthew Snover, Bonnie Dorr, Rich Schwartz, Linnea Micciulla, and John Makhoul. 2006. [A study of translation edit rate with targeted human annotation](#). In *Proceedings of the 7th Conference of the Association for Machine Translation in the Americas: Technical Papers*, pages 223–231, Cambridge, Massachusetts, USA. Association for Machine Translation in the Americas.
- Henry S Thompson. 1991. Automatic evaluation of translation quality: Outline of methodology and report on pilot experiment. In *Proceedings of the Evaluator’s Forum*, pages 215–223.
- Joseph P. Turian, Luke Shen, and I. Dan Melamed. 2003. [Evaluation of machine translation and its evaluation](#). In *Proceedings of Machine Translation Summit IX: Papers*, New Orleans, USA.

Chris van der Lee, Albert Gatt, Emiel van Miltenburg, and Emiel Kraemer. 2021. [Human evaluation of automatically generated text: Current trends and best practice guidelines](#). *Computer Speech & Language*, 67:101151.

Alex Wang, Amanpreet Singh, Julian Michael, Felix Hill, Omer Levy, and Samuel Bowman. 2018. [GLUE: A multi-task benchmark and analysis platform for natural language understanding](#). In *Proceedings of the 2018 EMNLP Workshop BlackboxNLP: Analyzing and Interpreting Neural Networks for NLP*, pages 353–355, Brussels, Belgium. Association for Computational Linguistics.

Yonghui Wu, Mike Schuster, Zhifeng Chen, Quoc V Le, Mohammad Norouzi, Wolfgang Macherey, Maxim Krikun, Yuan Cao, Qin Gao, Klaus Macherey, et al. 2016. Google’s neural machine translation system: Bridging the gap between human and machine translation. *arXiv preprint arXiv:1609.08144*.

Zhilin Yang, Zihang Dai, Yiming Yang, Jaime Carbonell, Russ R Salakhutdinov, and Quoc V Le. 2019. [Xlnet: Generalized autoregressive pretraining for language understanding](#). In *Advances in Neural Information Processing Systems*, volume 32. Curran Associates, Inc.

Tianyi Zhang\*, Varsha Kishore\*, Felix Wu\*, Kilian Q. Weinberger, and Yoav Artzi. 2020. [Bertscore: Evaluating text generation with bert](#). In *International Conference on Learning Representations*.

## A Computation Schema of Metrics

For convenience, we will call a single prediction-reference instance an *evaluation instance*,  $I_{eval}$ , which is composed of a paired collection of predictions obtained from the same input and a collection of references that corresponds to the same source for a single data point. Multiple references in a single instance collection will be referred to as a single *reference instance*,  $I_{ref}$ , and likewise, multiple predictions in a single instance collection will be referred to as a single *prediction instance*,  $I_{pred}$ , regardless of the length of the collection. The collection of evaluations instances which serves as the input to the metric computation is referred as *evaluation collection*,  $C_{eval}$ . The input for predictions is a set of *prediction instances*,  $C_{pred}$ , and references is a set of *reference instances*,  $C_{ref}$ , (e.g. sequence of sequence of string). The schema for the instances is given in [Equation 1](#).

$$\begin{aligned}
 I_{pred}^{(i)} &= \{p_1^{(i)}, p_2^{(i)}, \dots, p_k^{(i)}\} \quad k \in \mathbb{N} \\
 I_{ref}^{(i)} &= \{r_1^{(i)}, r_2^{(i)}, \dots, r_m^{(i)}\} \quad m \in \mathbb{N} \\
 I_{eval}^{(i)} &= (I_{pred}^{(i)}, I_{ref}^{(i)}) \quad \forall i = 0, 1, 2, \dots, n \\
 C_{pred} &= \{I_{pred}^{(1)}, I_{pred}^{(2)}, \dots, I_{pred}^{(n)}\} \\
 C_{ref} &= \{I_{ref}^{(1)}, I_{ref}^{(2)}, \dots, I_{ref}^{(n)}\} \\
 C_{eval} &= \{I_{eval}^{(1)}, I_{eval}^{(2)}, \dots, I_{eval}^{(n)}\} \quad n \in \mathbb{N}
 \end{aligned} \tag{1}$$

The generic framework for metric computations incorporating multiple predictions and multiple references is given in [Algorithm 1](#). The first phase of the computation is computing the metric for a single evaluation instance. For each prediction in a *prediction instance* (of length  $k$ ) is compared against corresponding *reference instance* (of length  $m$ ), where the length of *prediction instance* and *reference instance* do not have to be the same length. In the first phase of computation, the metric score for each prediction in the *prediction instance* is computed by comparing it against all references in the corresponding *reference instance*, resulting in a total of  $m$  scores, i.e. length of *reference instance*. These scores are then reduced to a single score where the default option is *max*. This operation is carried out for each prediction in the *prediction instance*, so in total, we get scores of length  $k$ , and we reduce this to a single score (default option is *max*) to obtain a score for that *evaluation instance*. This scheme is illustrated in [Figure 1a](#).

Assume that we have  $n$  *evaluation instances* in total, we apply the computations described above and get a single score per instance, and thus  $n$  scores in total, then we reduce it again to obtain the overall score. Although most of the metrics are reduced by *arithmetic-mean*, some metrics (e.g. BLEU) requires additional handle to fit the framework to multiple instances. For example, BLEU takes translation length and reference length into account while computing the score. The computation scheme for the second phase is given in [Figure 1b](#).

## B Experiments on Runtime

The experiments regarding the comparison of runtimes of the tools, i.e. *torchmetrics v0.11.4* and *evaluate v0.4.0*, against *jury v2.2.4* are conducted with the following setup:

- The experiments are conducted in a machine having a Linux operating system (Ubuntu



---

**Algorithm 1:** Generic computation framework for a single metric.  $[]$  represents an empty array.

---

**Data:**  $C_{eval}$   
**Result:** *metric score*  
 $N \leftarrow |C_{eval}|;$   
 $S_{all} \leftarrow [];$   
**for**  $n \leftarrow 1$  **to**  $N$  **do**  
     $(I_{pred}^{(n)}, I_{ref}^{(n)}) \leftarrow C_{eval}^{(n)};$   
     $K \leftarrow |I_{pred}^{(n)}|;$   
     $M \leftarrow |I_{ref}^{(n)}|;$   
     $S_{instance} \leftarrow [];$   
    **for**  $k \leftarrow 1$  **to**  $K$  **do**  
         $p \leftarrow I_{pred,k}^{(n)};$   
         $S_{pred} \leftarrow [];$   
        **for**  $m \leftarrow 1$  **to**  $M$  **do**  
             $r \leftarrow I_{ref,m}^{(n)};$   
             $S \leftarrow \text{metric}(p, r);$   
            add  $S$  to  $S_{pred};$   
        **end**  
         $S' \leftarrow \text{reduce}^{(1)}(S_{pred});$   
        add  $S'$  to  $S_{instance};$   
    **end**  
     $S'' \leftarrow \text{reduce}^{(2)}(S_{instance});$   
    add  $S''$  to  $S_{all};$   
**end**  
 $S_{final} \leftarrow \text{reduce}^{(3)}(S_{all});$   
**return**  $S_{final};$

//  $\text{reduce}^{(3)}$  is generally an arithmetic mean

---

22.04.1 LTS) and with 12 core processor "Intel(R) Core(TM) i7-10750H CPU @ 2.60GHz".

- Experiments are conducted with Python 3.9.16.
- The results reported in the plots are average of 5 runs. In both of the plots in Figure 2 the throughput (number of evaluation instances per second) is used for comparison, and it is  $\log_2$  scaled for better interpretability.

**Experiment I** For the results in Figure 2a, scorer with 2 metrics are used for all packages, the metrics are selected as *BLEU* (Papineni et al., 2002) and *SacreBLEU* (Post, 2018). The number of metrics for scorer is fixed at 2 for different input sizes. Since the difference for *torchmetrics* vs both *evaluate* and *jury* are significantly inferior, no further experiments are conducted after  $10^4$  input size for *torchmetrics*.

**Experiment II** For the results in Figure 2b, scorer has updated by adding a single metric each time from 2 to 6 metrics. The metric setup starting

from 2 metrics as in *Experiment I*, and *METEOR* (Banerjee and Lavie, 2005), *TER* (Snover et al., 2006), *CHRF* (Popović, 2015), *GoogleBLEU* (Wu et al., 2016) are added in order step-by-step. The input size is fixed at 10,000 evaluation instances. From the insight of *Experiment I*, *torchmetrics* is not included in this setup as its performance is not comparable in speed to jury and evaluate.