

# Constructing Image–Text Pair Dataset from Books

Yamato Okamoto

NAVER Cloud Corp.      WORKS MOBILE JAPAN Corp.  
Gyeonggi-do, South Korea      Tokyo, Japan

Haruto Toyonaga  
Doshisha University  
Kyoto, Japan

Yoshihisa Ijiri  
LINE Corporation.  
Tokyo, Japan

Hirokatsu Kataoka  
LINE Corporation.  
Tokyo, Japan

## Abstract

Digital archiving is becoming widespread owing to its effectiveness in protecting valuable books and providing knowledge to many people electronically. In this paper, we propose a novel approach to leverage digital archives for machine learning. If we can fully utilize such digitized data, machine learning has the potential to uncover unknown insights and ultimately acquire knowledge autonomously, just like humans read books. As a first step, we design a dataset construction pipeline comprising an optical character reader (OCR), an object detector, and a layout analyzer for the autonomous extraction of image–text pairs. In our experiments, we apply our pipeline on old photo books to construct an image–text pair dataset, showing its effectiveness in image–text retrieval and insight extraction.

## 1. Introduction

Paper media are one of the greatest inventions in human history and provide clues to ancient times. Meanwhile, by its very nature, paper can be lost or damaged over time. Therefore, digital archiving is progressing worldwide to preserve the wisdom of humans recorded in books. Such data are a record of the historical, cultural, and customary activities of the time, and it is essential to analyze and exploit digitized data as the next step of archiving.

Scanned images of books (subsequently referred to as book images) contain multimodal data, such as sentences, captions, and illustrations. By systematically linking them, we can build image-text pair datasets, allowing machine learning models to learn multimodal concepts (Fig. 1). This process provides a new way to exploit digitally archived data for machine learning to acquire human-comparable knowledge autonomously, just like humans read books to learn various concepts.




Figure 1: Book images can be considered multimodal data, enabling the acquisition of image-text pairs.

Compared to sourcing data from the Internet, building datasets from books offers advantages in accuracy and may reduce the risk of the trained model outputting incorrect information. This is because published books are often meticulously fact-checked and tend to be more accurate. Additionally, books generally include metadata, such as categories, publication year, region, and author, which can be used as labels for model training and dataset analysis.

In this paper, we propose a novel approach to leverage digital archives for machine learning. First, we develop a pipeline for building an image-text pair dataset from book images. This process involves extracting illustrations and their corresponding captions from book images using an optical character reader (OCR), an object detector, a layout analyzer, and a matching algorithm. It adds the metadata attached to books as supervised labels to each image and text. After developing the pipeline, we apply it to archived digital images to construct a dataset.

Next, we validate the effectiveness of training machine learning models on the dataset. In the image–text retrieval experiment, we build a retrieval system using CLIP[19]), and demonstrate that training with the dataset improves retrieval performance and provides new domain knowledge. Furthermore, in the insight extraction experiment,

we build classification models using images and metadata from books and obtain unique knowledge by analyzing the model’s behavior. The contributions of this paper are summarized as follows.

- We develop a unique pipeline for the construction of a labeled image–text pair dataset from book images.
- Using the proposed pipeline, we successfully construct a practical labeled image–text pair dataset.
- We demonstrate a novel way of leveraging digital archives to improve image retrieval performance.
- Additionally, we demonstrate the potential of digital archives in insight extraction tasks.

## 2. Related Works

**Image–Text Pair Datasets.** A variety of downstream tasks in the vision-and-language field require image–text pair datasets, such as image–text retrieval[15, 16], visual question answering[7, 6, 25], text-to-image generation[20], image captioning[27, 30], and text generation from a video[18]. As examples of large-scale image–text pair datasets, COCO Captions[12] includes over 1.5 million captions for more than 330,000 images. FashionIQ[28] includes relative text for more than 70,000 images. Flickr30k[31] contains 31,000 images with five referential sentences for each. The concern here is that if human annotators must assign text to images, this could become challenging and costly for larger future datasets.

**Dataset Construction.** Various methods have been proposed for efficiently constructing image–text pair datasets. Conceptual captions[23] and LAION–5B[21] contain 3.3 million and 5 billion image–text pairs, respectively. These pairs were obtained by crawling the Internet and matching images and their corresponding alt-texts. FooDI–ML[5], comprising more than 1.5 million images with more than 9.5 million texts related to food, was built by matching visual and text concepts via Glovo, a food delivery app. In WIT[24], Wikipedia was used as a data resource, and image–text pairs were extracted by using the structure of the website as clues. Our work is in the same family as theirs but is unique in utilizing digitally archived book images as information resources.

**Insight Extraction.** There are some works adopting machine learning to extract new insights from datasets. Doersch[13] used large-scale street images provided by Google Street View. Through analysis of the model’s behavior during inference cities, they discovered factors that shape Paris’ identity. Zhou[32] analyzed a large number of regionally labeled images and found the similarity of cities, and tried to utilize these analyses in urban planning. Like these works, we extract new knowledge from book images as described in Section 4.

## 3. Dataset Construction from Book Images

**(i) Creation of Book Images by Digital Archives.** Generally, the digital archiving procedure includes scanning and calibration. It should be noted that these images often have low resolution, can sometimes be in grayscale, and may exhibit mixed text directions, including left-to-right, right-to-left, and top-to-bottom. Therefore, directly applying publicly available trained machine learning models to these images without fine-tuning can present significant challenges.

**(ii) Extraction of Image–Text Pairs from Book Images.** Figure 2 shows the overview of the proposed pipeline. We use an object detection model and OCR[9, 8] to detect illustration areas and caption areas within book images, respectively. In extracting image–text pairs from book images, illustrations should be paired with text that directly describes them (i.e., the caption). But OCR detects all text in book images, including non-caption elements. So, we use a semantic segmentation model as a layout analyzer to filter and keep only caption elements from the OCR results.

To adapt these models to the domain of digital archive images, we prepare a dataset and fine-tune each model. The dataset is among those that can be provided by the National Diet Library (NDL)[3], including over 10,000 digitally archived images from various genres such as literature, science, photo book, and magazines. The dataset also has labels annotated manually, indicating the regions of illustrations, bounding boxes and string labels for text regions, as well as labels for eight layout classes of book elements<sup>1</sup>. In practice, we compared several popular methods in semantic segmentation[11, 17, 29] and object detection[10, 14, 33], and chose SegFormer[29] and Mask-RCNN[14] which showed slightly better performance.

We obtain image–text pairs by matching captions and illustration areas. Note that a single book image may contain multiple illustrations and captions. We, therefore, link each caption to its nearest-neighbor illustration area.

**(iii) Post Processing.** The object detector sometimes mistakenly detects graphs and tables as illustration areas due to their decorative elements. To rectify this, we exclude graphs and tables during post-processing. If the OCR detects an amount of text surpassing a predefined threshold within a detected illustration area, assuming it is likely to be graphs or tables, that area is excluded from further processes.

linking captions to the nearest-neighbor illustration might lead to several captions being associated with a single illustration. This can occur when the caption string includes line breaks or spaces, causing the OCR to split it into multiple caption areas and output multiple detection results as

---

<sup>1</sup>Namely, captions, headlines, main text, page numbers, text within figures, notes, headers, and “don’t care” background areas.

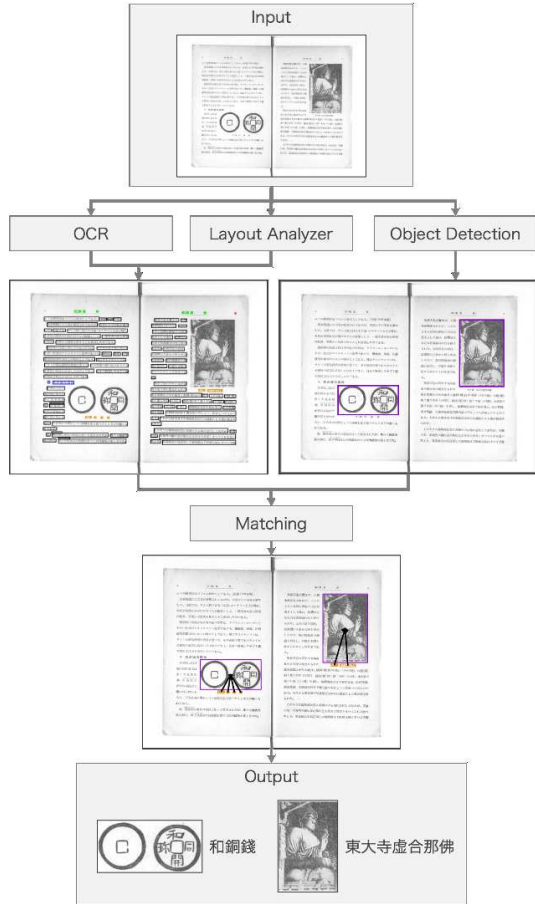


Figure 2: The overview of the proposed image-text pair dataset construction pipeline.




Figure 3: Examples of book images that we used and the results of matching illustration areas and captions.

shown in Figure 3. In this case, we combine the caption strings that are linked to the same illustration area in the order from top-left to bottom-right.

In some instances, there may be illustration areas without accompanying captions or captions that merely provide an illustration number rather than describing the content of the illustration. To prevent the creation of incomplete image-text pairs, if a caption is not associated with an illustration area or if the character count of the associated caption is below a certain threshold, it is discarded.

#### (iv) Evaluation of The Dataset Construction Pipeline.

The OCR and the illustration area detection showed good performance as detailed in Table 1. The layout analyzer also showed good mean accuracy, however, the accuracy for the caption class alone was relatively low. Notably, there were differences in accuracy depending on the book genres. It performed accurately for literature, science, and photo book. Especially for photo book where captions were usually located near illustrations like Fig 3, there were almost no errors. Conversely, for images with complex layouts, like magazines where captions and illustrations either overlap or are separated by a distance, there were more errors. Applying our pipelines to such complex layouts is one of the future challenges. Nevertheless, this limitation does not completely negate the utility of our pipeline.

Table 1: Evaluation results for each pipeline component.

Task	Metric	Score
OCR	F-score	0.96
Illustration Area Detection	mAP	0.85
Layout Analysis (mean of eight classes)	mACC	0.81
Layout Analysis (for the caption class)	ACC	0.57

#### (v) Automatic Assignment of Supervised Labels.

In most cases, digitally archived books have some kind of metadata. In our pipeline, metadata is automatically assigned as supervised labels to each extracted image and text.

## 4. Experiment

### 4.1. Dataset

We experimented with digital archives published by the National Diet Library. We used the photo books[4] published around 1868–1945 containing a large number of photographs and descriptions of landscape and historical buildings of almost all regions (called prefectures) in Japan.

Photo books can be considered suitable for validating the proposed approach to leverage digital archiving for machine learning, as our dataset construction pipeline demonstrated particularly accurate behavior for photo books. The details of these digital archives are described in [1]. We used 175 photo books containing 12,640 book images and obtained 9516 image-text pairs. Each photo book had prefecture metadata, and we assigned prefecture labels to each pair.

### 4.2. Experiment 1: Image-Text Retrieval

With the autonomously built image-text pair dataset, we conducted image-text retrieval experiments to show the effectiveness of training the dataset. We first constructed a cross-modal retrieval system using CLIP. This system extracts features from a text query and acquire images with relevant features from the dataset. We then split the image-text pair dataset into 8016 training data and 1500 testing



data and trained the CLIP with the training data for 20 epochs, using the ViT-B/32 publicly available backbone for initialization and the default values for all hyperparameters. We evaluated the CLIP performance 10 times and calculated the average recall, using 1,000 image-text pairs randomly selected from the test data.

Table 2 presents the evaluation results. Training the model on the dataset improved the retrieval performance. Moreover, there were instances where the model retrieved images of specific Japanese locations or buildings based on query texts with their names, as shown in Figure 4. These results imply that the dataset built from digital archives provides new domain knowledge to CLIP.

Table 2: Evaluation of retrieval performance with Recall@K (1k images and 1k texts).

	Image2Text Retrieval		Text2Image Retrieval	
	ViT-B/32	Ours	ViT-B/32	Ours
Recall@1	0.01	0.04	0.01	0.05
Recall@10	0.04	0.16	0.03	0.16
Recall@50	0.12	0.38	0.12	0.39
Recall@100	0.20	0.51	0.20	0.53



Figure 4: The top five images retrieved with text containing "KAMEIDO TENMANGU" which is the name of the shrine in Japan. In this way, the model trained with Japanese photo books could retrieve the images of a specific Japanese location or build through query text of their name (green bounding boxes indicate correct images).

### 4.3. Experiment 2: Insight Extraction

In this experiment, our objective was to extract insights from digital archives. First, we built a Japanese prefecture classification model by training images and prefecture labels. The model took images as input and simply consisted of convolution layers and a fully connected layer. We split the dataset at a ratio of 9:1 into training and testing data. After training for 20 epochs, the model's accuracy reached 0.76. By analyzing the behavior of the models, we extracted unique insights related to Japanese prefectures.

**(i) Analysis Based on the Distribution of Features.** Figure 5 shows the distribution of features, visualized by t-SNE. The distribution revealed unexpected similarities

and differences among prefectures, unrelated to geographical distance. For instance, geographically distant Nagano (classID=19) and Hiroshima (classID=33) clustered closely, while neighboring Toyama (ClassID=15) and Nagano clustered distantly. The distribution also showed reasonable tendencies. Kyoto (classID=25), a unique city with many historical buildings, formed one cluster without mixing with other prefectures.

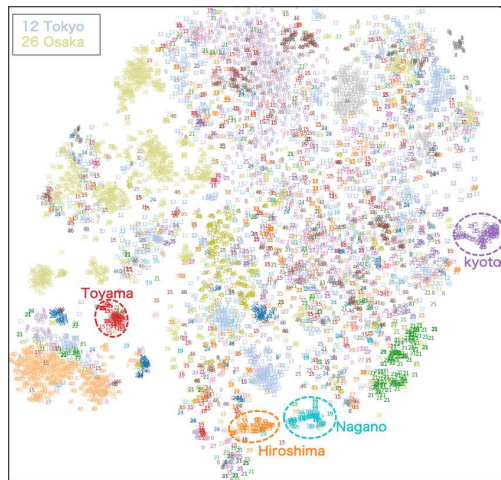


Figure 5: Visualization of the feature distribution by t-SNE. Only some classes are shown for better visualization.

**(ii) Analysis of Activation.** We used Grad-CAM[22] and visualized activated areas in images, likely reflecting prefecture identities. The analysis highlighted the building roof structures (Fig. 6). This is presumably because roof structures vary to accommodate regional climates.



Figure 6: Grad-CAM visualization.

## 5. Conclusion

In this paper, we proposed a new approach to utilize digital archives by creating an image-text pair dataset. We demonstrated the effectiveness of training on the dataset in terms of improving the retrieval performance in a specific domain and obtaining insight such as the similarities and uniqueness of the learned concept. This is the first step to realizing machine learning to acquire knowledge autonomously, just like humans read books.

## 6. Acknowledgments

We used a publicly-available digital archive and NDL-DocL Dataset 1.0[2] from the National Diet Library. We express our deepest gratitude for the use of the data.

## References

- [1] Guide to digitizing materials at the national diet library. <https://www.ndl.go.jp/jp/preservation/digitization/guide.html>. National Diet Library.
- [2] Ndl-docl dataset (material images layout dataset). <https://github.com/ndl-lab/layout-dataset>. National Diet Library.
- [3] Ndl lab. <https://lab.ndl.go.jp/>. National Diet Library.
- [4] Photo books published from meiji to early showa periods. <https://dl.ndl.go.jp/ja/photo>. National Diet Library.
- [5] David Amat Olóndriz, Ponç Palau Puigdevall, and Adrià Salvador Palau. Foodi-ml: a large multi-language dataset of food, drinks and groceries images and descriptions. In *arXiv*, 2021.
- [6] Peter Anderson, Xiaodong He, Chris Buehler, Damien Teney, Mark Johnson, Stephen Gould, and Lei Zhang. Bottom-up and top-down attention for image captioning and visual question answering. In *Proceedings of the IEEE Conference on Computer Vision and Pattern Recognition (CVPR)*, 2018.
- [7] Stanislaw Antol, Aishwarya Agrawal, Jiasen Lu, Margaret Mitchell, Dhruv Batra, C. Lawrence Zitnick, and Devi Parikh. Vqa: Visual question answering. In *Proceedings of the IEEE International Conference on Computer Vision (ICCV)*, 2015.
- [8] Jeonghun Baek, Geewook Kim, Junyeop Lee, Sungrae Park, Dongyoon Han, Sangdoon Yun, Seong Joon Oh, and Hwal-suk Lee. What is wrong with scene text recognition model comparisons? dataset and model analysis. In *Proceedings of the IEEE/CVF International Conference on Computer Vision (ICCV)*, 2019.
- [9] Y. Baek, B. Lee, D. Han, S. Yun, and H. Lee. Character region awareness for text detection. In *Proceedings of IEEE/CVF Conference on Computer Vision and Pattern Recognition (CVPR)*, pages 9357–9366, 2019.
- [10] Zhaowei Cai and Nuno Vasconcelos. Cascade r-cnn: Delving into high quality object detection. In *Proceedings of the IEEE Conference on Computer Vision and Pattern Recognition (CVPR)*, 2018.
- [11] Liang-Chieh Chen, Yukun Zhu, George Papandreou, Florian Schroff, and Hartwig Adam. Encoder-decoder with atrous separable convolution for semantic image segmentation. In *Proceedings of the European Conference on Computer Vision (ECCV)*, 2018.
- [12] Xinlei Chen, Hao Fang, Tsung-Yi Lin, Ramakrishna Vedantam, Saurabh Gupta, Piotr Dollar, and C. Lawrence Zitnick. Microsoft coco captions: Data collection and evaluation server. *arXiv*, 2015.
- [13] Carl Doersch, Saurabh Singh, Abhinav Gupta, Josef Sivic, and Alexei A. Efros. What makes paris look like paris? *ACM Transactions on Graphics (SIGGRAPH)*, 31(4):101:1–101:9, 2012.
- [14] Kaiming He, Georgia Gkioxari, Piotr Dollár, and Ross Girshick. Mask r-cnn. In *Proceedings of IEEE International Conference on Computer Vision (ICCV)*, pages 2980–2988, 2017.
- [15] Andrej Karpathy and Li Fei-Fei. Deep visual-semantic alignments for generating image descriptions. In *Proceedings of the IEEE conference on computer vision and pattern recognition*, pages 3128–3137, 2015.
- [16] Xiujun Li, Xi Yin, Chunyuan Li, Pengchuan Zhang, Xiaowei Hu, Lei Zhang, Lijuan Wang, Houdong Hu, Li Dong, Furu Wei, et al. Oscar: Object-semantics aligned pre-training for vision-language tasks. In *Proceedings of European Conference on Computer Vision (ECCV)*, pages 121–137, 2020.
- [17] Ze Liu, Yutong Lin, Yue Cao, Han Hu, Yixuan Wei, Zheng Zhang, Stephen Lin, and Baining Guo. Swin transformer: Hierarchical vision transformer using shifted windows. In *Proceedings of the IEEE/CVF International Conference on Computer Vision (ICCV)*, pages 10012–10022, 2021.
- [18] Taichi Nishimura, Atsushi Hashimoto, Yoshitaka Ushiku, Hirotaka Kameko, Yoko Yamakata, and Shinsuke Mori. Structure-aware procedural text generation from an image sequence. *IEEE Access*, 9:2125–2141, 2021.
- [19] Alec Radford, Jong Wook Kim, Chris Hallacy, Aditya Ramesh, Gabriel Goh, Sandhini Agarwal, Girish Sastry, Amanda Askell, Pamela Mishkin, Jack Clark, Gretchen Krueger, and Ilya Sutskever. Learning transferable visual models from natural language supervision. In *Proceedings of the 38th International Conference on Machine Learning (ICML)*, volume 139 of *Proceedings of Machine Learning Research*, pages 8748–8763, 18–24 Jul 2021.
- [20] Robin Rombach, Andreas Blattmann, Dominik Lorenz, Patrick Esser, and Björn Ommer. High-resolution image synthesis with latent diffusion models. In *Proceedings of the IEEE/CVF Conference on Computer Vision and Pattern Recognition (CVPR)*, pages 10684–10695, 2022.
- [21] Christoph Schuhmann, Romain Beaumont, Richard Vencu, Cade Gordon, Ross Wightman, Mehdi Cherti, Theo Coombes, Aarush Katta, Clayton Mullis, Mitchell Wortsman, Patrick Schramowski, Srivatsa Kundurthy, Katherine Crowson, Ludwig Schmidt, Robert Kaczmarczyk, and Jenia Jitsev. Laion-5b: An open large-scale dataset for training next generation image-text models. In *arXiv*, 2022.
- [22] Ramprasaath R. Selvaraju, Michael Cogswell, Abhishek Das, Ramakrishna Vedantam, Devi Parikh, and Dhruv Batra. Grad-cam: Visual explanations from deep networks via gradient-based localization. In *2017 IEEE International Conference on Computer Vision (ICCV)*, pages 618–626, 2017.
- [23] Piyush Sharma, Nan Ding, Sebastian Goodman, and Radu Soricut. Conceptual captions: A cleaned, hypernymed, image alt-text dataset for automatic image captioning. In *Proceedings of the 56th Annual Meeting of the Association for Computational Linguistics*, pages 2556–2565, 2018.
- [24] Krishna Srinivasan, Karthik Raman, Jiecao Chen, Michael Bendersky, and Marc Najork. Wit: Wikipedia-based image text dataset for multimodal multilingual machine learning. In *Proceedings of the 44th International ACM SIGIR Conference on Research and Development in Information Retrieval*, page 2443–2449, 2021.

- [25] Kohei Uehara, Nan Duan, and Tatsuya Harada. Learning to ask informative sub-questions for visual question answering. In *Proceedings of the IEEE/CVF Conference on Computer Vision and Pattern Recognition (CVPR) Workshops*, pages 4681–4690, 2022.
- [26] Laurens van der Maaten and Geoffrey Hinton. Visualizing data using t-sne. *Journal of Machine Learning Research*, 9(86):2579–2605, 2008.
- [27] Oriol Vinyals, Alexander Toshev, Samy Bengio, and Dumitru Erhan. Show and tell: A neural image caption generator. In *Proceedings of the IEEE conference on computer vision and pattern recognition (CVPR)*, pages 3156–3164, 2015.
- [28] Hui Wu, Yupeng Gao, Xiaoxiao Guo, Ziad Al-Halah, Steven Rennie, Kristen Grauman, and Rogerio Feris. Fashion iq: A new dataset towards retrieving images by natural language feedback. In *Proceedings of the IEEE/CVF Conference on Computer Vision and Pattern Recognition (CVPR)*, pages 11307–11317, 2021.
- [29] Enze Xie, Wenhai Wang, Zhiding Yu, Anima Anandkumar, Jose M. Alvarez, and Ping Luo. Segformer: Simple and efficient design for semantic segmentation with transformers. In *Advances in Neural Information Processing Systems (NeurIPS)*, pages 12077–12090, 2021.
- [30] Kelvin Xu, Jimmy Ba, Ryan Kiros, Kyunghyun Cho, Aaron Courville, Ruslan Salakhudinov, Rich Zemel, and Yoshua Bengio. Show, attend and tell: Neural image caption generation with visual attention. In *International conference on machine learning*, pages 2048–2057, 2015.
- [31] Peter Young, Alice Lai, Micah Hodosh, and Julia Hockenmaier. From image descriptions to visual denotations: New similarity metrics for semantic inference over event descriptions. *Transactions of the Association for Computational Linguistics*, 2:67–78, 2014.
- [32] Bolei Zhou, Liu Liu, Aude Oliva, and Antonio Torralba. Recognizing city identity via attribute analysis of geo-tagged images. In *Proceedings of European Conference on Computer Vision (ECCV)*, pages 519–534, 2014.
- [33] Xizhou Zhu, Weijie Su, Lewei Lu, Bin Li, Xiaogang Wang, and Jifeng Dai. Deformable {detr}: Deformable transformers for end-to-end object detection. In *International Conference on Learning Representations*, 2021.