

---

# HALL-SWITCH: CONTROLLING OBJECT HALLUCINATION IN LARGE VISION LANGUAGE MODELS

Bohan Zhai<sup>1\*</sup>Shijia Yang<sup>2\*</sup>Chenfeng Xu<sup>3</sup>Sheng Shen<sup>3</sup>Kurt Keutzer<sup>3</sup>Manling Li<sup>4</sup>ByteDance Inc.<sup>1</sup>, Stanford University<sup>2</sup>, UC Berkeley<sup>3</sup>, UIUC<sup>4</sup>

## ABSTRACT

Current large vision-language models (LVLMs) achieve remarkable progress, yet there remains significant uncertainty regarding their ability to accurately apprehend visual details, that is, in performing detailed captioning. To address this, we introduce *CCEval*, a GPT-4 assisted evaluation method tailored for detailed captioning. Interestingly, while LVLMs demonstrate minimal object existence hallucination in existing VQA benchmarks, our proposed evaluation reveals continued susceptibility to such hallucinations. In this paper, we make the first attempt to investigate such hallucination from different aspects, including image resolution, the language decoder size, and instruction data amount, quality, granularity. Our findings underscore the unwarranted inference when the language description includes details at a finer object granularity than what the vision module can ground or verify, thus inducing hallucination. To control such hallucinations, we further attribute the reliability of captioning to contextual knowledge (involving only contextually grounded objects) and parametric knowledge (containing inferred objects by the model). Thus, we introduce *HallE-Switch*, a controllable LVLM in terms of **H**allucination in object **E**xistence. *HALL-Switch* can condition the captioning to shift between (i) exclusively depicting contextual knowledge for grounded objects and (ii) blending it with parametric knowledge to imagine inferred objects. Our method reduces hallucination by 44% compared to LLaVA<sub>7B</sub> and maintains the same object coverage. Our code is publicly available at [https://github.com/bronyayang/HallE\\_Switch](https://github.com/bronyayang/HallE_Switch)

## 1 INTRODUCTION

In recent years, Large Vision-Language Models (LVLMs) (Liu et al., 2023d; Dai et al., 2023; Li et al., 2023b; Zhu et al., 2023) have achieved significant progress, advancing tasks such as detailed captioning, visual conversations, and vision question-answering (VQA) (Goyal et al., 2017; Liu et al., 2023e; Hudson & Manning, 2019; Fu et al., 2023). However, similar to Large Language Models (LLMs) (Touvron et al., 2023a; Team, 2023; OpenAI, 2022) in the NLP domain, LVLMs confront the issue of hallucination. This is particularly severe in detailed image captioning, which hinders the performance of downstream applications in robotics (Huang et al., 2023), visual search (Hu et al., 2023), etc. To better understand and address this challenge, we first outline three types of object hallucinations frequently observed in the detailed captions: (1) Object Existence Hallucination - The detailed image description references objects that are not present; (2) Object Attribute Hallucination - The detailed image description inaccurately characterizes objects, misrepresenting attributes such as color, shape, and size; (3) Object Relationship Hallucination - The detailed image description inaccurately depicts the relationships or interactions among objects, including erroneous relative positions, interaction states, and actions involving two or more objects. In this work, we mainly focus on defining the metric, analyzing the cause, and addressing the the problem of **object existence hallucination**.

---

\*Equal Contribution

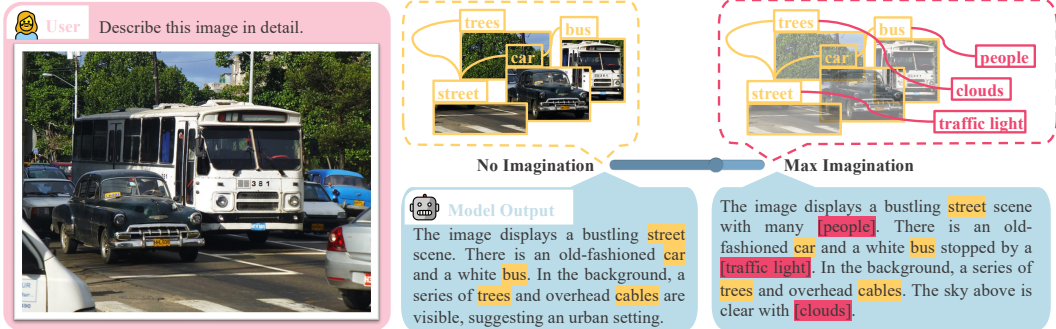


Figure 1: The figure shows that Halle-Switch uses a single continuous parameter during inference to control imagination in the outputted caption. A switch value of “-1” makes the model use solely contextual knowledge (visually grounded objects), such as trees, buses, cars, and streets. A switch value of “+1” makes the model incorporate parametric knowledge (inferred objects), such as people, clouds, and traffic lights, with the [object] marker labeling those inferred objects.

Evaluating detailed captions is inherently complex. Some of the efforts, including benchmarks like POPE (Li et al., 2023e), evaluate object hallucination using VQA. Such a bias towards VQA-based evaluations might result in an incomplete assessment of detailed captions, which requires obtaining a comprehensive view of visual details. To bridge this gap, we introduce *CCEval*, designed specifically for object existence hallucination in detailed captions. To avoid the model gaining an unfair advantage by favoring shorter descriptions, *CCEval* maintains consistency in metrics such as average sentence length and the number of objects. Notably, even models that well-performed on VQA-based object hallucination benchmarks showed substantial hallucinations when evaluated with *CCEval*.

In our exploration to uncover the underlying cause of object existence hallucination, we look into various factors including the size of the language decoder, the quantity, quality, and granularity of instruction data, and the input resolution to the vision encoder. We conclude the most crucial factor to be the alignment between objects mentioned in training caption and those vision encoder can perceive. During training of LVLMs, the goal is to establish a one-to-one correspondence between objects mentioned in the caption and those present in the image. Objects successfully grounded by the vision encoder form accurate associations, internalizing them as **contextual knowledge**. Conversely, objects in the language that the vision encoder fails to ground create word-word semantic associations, which can be attributed to the generalization from the **parametric knowledge** within the model’s parameters. During inference, when the model draws from such parametric knowledge, any misalignment can manifest as hallucination, as the model attempts to “guess” details not grounded by the vision module.

To address such hallucination, we are motivated by that *not all hallucination is bad, and it is more desirable to control the generalization rather than outright removal of all imagined objects*. Recognizing the significance of both contextual and parametric knowledge in ensuring generation reliability, we present *Halle-Switch*, a novel approach to control the extent of expressed hallucination or parametric knowledge. We curate a 33k dataset similar to LLaVA (Liu et al., 2023d), incorporating both pure contextual knowledge and a blend of contextual knowledge with marked parametric knowledge. Leveraging this dataset, we train a lightweight single linear layer to control over the frozen LLM. As demonstrated in Figure 1, a singular continuous parameter adjustment (e.g.  $-1 \rightarrow +1$ ) during inference enables the model to produce detailed captions with only contextual knowledge (e.g.,  $-1$ ) or blend with parametric knowledge (e.g.,  $+1$ ). Furthermore, the inferred objects from parametric knowledge are automatically highlighted with distinct tokens (e.g., [object]) for human reference. This method offers the advantage of preserving object count and coverage as well as sentence length, while effectively control object existence hallucination.

Overall, our contributions are:

- A novel evaluation method for detailed caption object existence hallucination, with metrics such as object count, coverage, and average sentence length, alongside hallucination assessment;

Table 1: We evaluate LLaVA Vicuna<sub>7B</sub>, LLaVA Vicuna<sub>13B</sub>, Shikra<sub>7B</sub>, InstructBLIP Vicuna<sub>7B</sub> public checkpoints on VQA-based benchmarks, including POPE and MME.

Benchmark	Model	Accuracy↑	Precision↑	Recall↑	F1↑	Yes (%)
POPE - Random	LLaVA <sub>7B</sub>	73.13	66.95	94.53	78.39	72.78
	LLaVA <sub>13B</sub>	78.49	73.57	90.93	81.34	63.71
	Shikra <sub>7B</sub>	86.99	94.77	79.13	86.25	43.04
	InstructBLIP <sub>7B</sub>	86.60	80.74	96.13	87.77	59.53
POPE - Popular	LLaVA <sub>7B</sub>	59.87	55.88	93.80	70.03	83.93
	LLaVA <sub>13B</sub>	70.80	64.73	91.40	75.79	70.60
	Shikra <sub>7B</sub>	84.35	88.10	79.43	83.54	45.08
	InstructBLIP <sub>7B</sub>	71.27	64.20	96.13	76.99	74.87
POPE - Adversarial	LLaVA <sub>7B</sub>	57.06	54.07	93.93	68.63	86.87
	LLaVA <sub>13B</sub>	63.93	59.03	91.07	71.63	77.13
	Shikra <sub>7B</sub>	82.88	85.32	79.43	82.27	46.55
	InstructBLIP <sub>7B</sub>	72.10	65.13	95.13	77.32	73.03
Benchmark	Model	Existence↑	Count↑	Position↑	Color↑	Total↑
MME	LLaVA <sub>7B</sub>	150.00	48.33	50.00	55.00	303.33
	LLaVA <sub>13B</sub>	180.00	113.33	55.00	95.00	443.33
	Shikra <sub>7B</sub>	185.00	118.33	75.00	155.00	533.33
	InstructBLIP <sub>7B</sub>	185.00	60.00	50.00	125.00	420.00

- A comprehensive analysis on LVLMM components that influence hallucination, with a specific focus on alignment issues in the vision encoder and instruction data;
- A first approach to control object existence hallucination within detailed captions.

## 2 HALLUCINATION ANALYSIS

Object existence hallucination can be influenced by several factors, including the language decoder, instruction data, and vision encoder. In our analysis, we address each factor individually. For a diverse methodological exploration, we select LLaVA, InstructBLIP (Dai et al., 2023), and Shikra (Chen et al., 2023): LLaVA and Shikra share the same model structure; Shikra and InstructBLIP use mixed-dataset and multi-task instruction data; InstructBLIP finetunes only Q-former, while the other finetune projector and LLM. More details about models can be found in Appendix.

### 2.1 BENCHMARKS

There are two primary approach, VQA-based and caption-based benchmarks, for evaluating object existence hallucination in LVLMMs.

**VQA-based benchmarks** pose questions about objects within images. For a model to be considered hallucination-free, it should address these visual questions accurately. Notably, a large proportion of questions are simply binary, typically asking about the presence or attributes of objects.

The POPE benchmark evaluates object existence hallucination by a polling-based query method, consisting of a series of yes/no questions on sampled objects from visual instructions. POPE contains three sets: random, popular, and adversarial. These subsets respectively focus on randomly selected objects, frequently occurring objects, and those objects that co-occur in training sets. We choose POPE evaluation on MSCOCO (Lin et al., 2014) dataset. MME (Fu et al., 2023) coarse-grained recognition construct yes/no questions similarly but selects objects at random. This benchmark has 30 images, with each image paired with two questions: one positive and one negative.

In Table 1, LLaVA<sub>7B</sub> exhibits the greatest degree of hallucination, whereas Shikra outperforms other models in both POPE and MME. Specifically, Shikra shows a significantly higher F1 score in both POPE-popular and POPE-adversarial categories, while LLaVA<sub>7B</sub> displays the lowest. Additionally, Shikra’s “Yes” ratio is closer to a balanced 50% compared to other models. However, in subsequent sections, we demonstrate that these observations from VQA-based benchmarks are not consistent with those from caption-based benchmarks.

**Caption-based benchmarks**, like CHAIR, begin by splitting the sentence and extracting nouns. Subsequently, it augments the ground truth objects by incorporating hard-coded synonyms and phrases, forming a ground truth set. The benchmark then identifies hallucinated objects by comparing the objects in the caption with this ground truth set. CHAIR computes CHAIR<sub>i</sub> and CHAIR<sub>s</sub>

Table 2: Comparison between CHAIR and our evaluation method, CCEval.

Model	CHAIR				CCEval (Ours)				
	$CHAIR_i \downarrow$	$CHAIR_s \downarrow$	Avg. Length $\uparrow$	Avg. Object $\uparrow$	$CHAIR_i \downarrow$	$CHAIR_s \downarrow$	Coverage $\uparrow$	Avg. Length $\uparrow$	Avg. Object $\uparrow$
LLaVA <sub>7B</sub>	24.1	9.1	42.5	3.7	72.00	19.7	32.74	92.27	9.19
LLaVA <sub>13B</sub>	60.6	18.4	90.2	7.6	79.00	23.80	33.56	108.02	9.28
Shikra <sub>7B</sub>	59.1	16.6	91.2	7.5	83.00	24.40	33.29	109.37	9.10
InstructBLIP <sub>7B</sub>	1.4	1.7	2.3	0.8	72.00	22.30	29.76	108.42	8.04

Table 3: Performance of LLaVA and InstructBLIP with different sizes of language decoder. LLaVA are trained on CC-595k for stage one and Instruction-150k for stage two.

Benchmark	Model	Accuracy $\uparrow$	Precision $\uparrow$	Recall $\uparrow$	F1 $\uparrow$	Yes (%)
POPE - Random	LLaVA <sub>7B</sub>	75.77	69.79	93.47	79.91	69.04
	LLaVA <sub>13B</sub>	78.49	73.57	90.93	81.34	63.71
	LLaVA <sub>33B</sub>	78.14	73.18	90.93	81.09	64.05
	InstructBLIP <sub>7B</sub>	86.60	80.74	96.13	87.77	59.53
	InstructBLIP <sub>13B</sub>	88.73	86.67	92.33	89.41	54.91
POPE - Popular	LLaVA <sub>7B</sub>	65.07	59.60	93.53	72.81	78.47
	LLaVA <sub>13B</sub>	70.80	64.73	91.40	75.79	70.60
	LLaVA <sub>33B</sub>	72.43	66.45	90.60	76.67	68.17
	InstructBLIP <sub>7B</sub>	71.27	64.20	96.13	76.99	74.87
	InstructBLIP <sub>13B</sub>	80.53	74.70	92.33	82.59	61.80
POPE - Adversarial	LLaVA <sub>7B</sub>	57.07	54.07	93.93	68.63	86.87
	LLaVA <sub>13B</sub>	63.93	59.03	91.07	71.63	77.13
	LLaVA <sub>33B</sub>	66.30	60.91	91.00	72.98	74.70
	InstructBLIP <sub>7B</sub>	72.10	65.13	95.13	77.32	73.03
	InstructBLIP <sub>13B</sub>	73.97	67.53	92.33	78.01	68.37
Benchmark	Model	$CHAIR_s \downarrow$	$CHAIR_i \downarrow$	Coverage $\uparrow$	Avg. Length $\uparrow$	Avg. Object $\uparrow$
CCEval (Ours)	LLaVA <sub>7B</sub>	82.00	25.30	33.58	109.89	9.31
	LLaVA <sub>13B</sub>	79.00	23.80	33.56	108.02	9.28
	LLaVA <sub>33B</sub>	82.00	21.80	31.26	106.85	9.07
	InstructBLIP <sub>7B</sub>	72.00	22.30	29.76	108.42	8.04
	InstructBLIP <sub>13B</sub>	64.00	16.70	33.60	101.63	8.06

as follows:

$$CHAIR_i = \frac{|\{\text{hallucinated objects}\}|}{|\{\text{all objects mentioned}\}|}$$

$$CHAIR_s = \frac{|\{\text{sentences with hallucinated object}\}|}{|\{\text{all sentences}\}|}$$

Table 2(left) reveals that while InstructBLIP exhibits minimal object existence hallucination, it averages a mere 0.8 objects per sentence. In contrast, LLaVA<sub>13B</sub> and Shikra manifest a higher degree of hallucination, but they also generate more detailed captions, outputting as many as 7.6 and 7.5 objects per sentence, respectively. We find comparing object hallucinations is impractical when there is a significant disparity in average sentence length and the number of objects.

Apart from these disparities, the use of a hard-coded ground truth set is another challenge. To counter these challenges, we introduce *CCEval*, a GPT-4 assisted evaluation for detailed captions. We first prompt LLMs to generate detailed captions on 100 randomly sampled images from Visual Genome (Krishna et al., 2017). Subsequently, utilizing GPT-4’s in-context learning capabilities, we extract individual objects from these captions and identify hallucinated ones by referencing the provided ground truth objects. On top of CHAIR Rohrbach et al. (2018), we introduce “coverage” metric to ensure that the captions are detailed enough. This metric computes the ratio of objects in the caption that match the ground truth to the total number of ground truth objects. We additionally record and balance the average number of objects as well as the average length of captions across all cases. More details on prompts of CCEval can be found in Appendix.

As reflected in Table 2(right), when subjected to consistent constraints—average sentence length approximately 100 words and around 9 objects per sentence—all models exhibit comparably sub-optimal results. Interestingly, while Shikra surpass other models in VQA-based benchmarks, especially in the POPE, it under-performs in CCEval. This suggests that object existence hallucination in detailed captions is not consistently captured by VQA-based evaluations.

Table 4: Performance of LLaVA<sub>7B</sub> with different sizes of data. 80K and 158K contains 80K and 158K data respectively, and SVIT contains 2.4M.

Benchmark	Finetune Data	Accuracy $\uparrow$	Precision $\uparrow$	Recall $\uparrow$	F1 $\uparrow$	Yes (%)
POPE - Random	80K	73.13	66.95	94.53	78.39	72.78
	158K	75.77	69.79	93.47	79.91	69.04
	SVIT	52.34	52.00	97.87	67.92	97.01
POPE - Popular	80K	59.87	55.88	93.80	70.03	83.93
	158K	65.07	59.60	93.53	72.81	78.47
	SVIT	50.77	50.43	90.47	64.76	89.70
POPE - Adversarial	80K	57.07	54.07	93.93	68.63	86.87
	158K	58.47	55.00	93.07	69.14	84.6
	SVIT	51.37	50.77	90.33	65.00	88.97
Benchmark	Finetune Data	CHAIR <sub>i</sub> $\downarrow$	CHAIR <sub>s</sub> $\downarrow$	Coverage $\uparrow$	Avg. Length $\uparrow$	Avg. Object $\uparrow$
CCEval (Ours)	80K	72.00	19.70	32.74	92.27	9.19
	158K	82.00	25.30	33.58	109.89	9.31
	SVIT	87.00	23.30	47.46	296.63	18.14

Table 5: Performance of LLaVA with Llama 2<sub>13B</sub> language decoder and CLIP-Large vision encoder with different input resolutions.

Benchmark	Vision Encoder	CHAIR <sub>s</sub> $\downarrow$	CHAIR <sub>i</sub> $\downarrow$	Coverage $\uparrow$	Avg. Length $\uparrow$	Avg. Object $\uparrow$
CCEval (Ours)	CLIP-L-112x	79.00	21.70	32.04	110.36	9.12
	CLIP-L-224x	74.00	19.30	32.83	113.03	9.18
	CLIP-L-336x	64.00	16.00	33.37	108.52	8.92

## 2.2 LANGUAGE DECODER

We investigate if expanding the size of the language backbone can mitigate object existence hallucination. As detailed in Table 3, the language decoder of LLaVA is increased from 7B to 33B, and for InstructBLIP, it is increased from 7B to 13B. The result shows that hallucination for LLaVA reduced for POPE but not for CCEval. For InstructBLIP, CHAIR<sub>i</sub> and CHAIR<sub>s</sub> is reduced by 8 and 5.6 on CCEval, respectively. However, although there is a gain for scaling up language backbone, it is not consistent or salient from the observation, suggesting language decoder is not a primary factor in reducing hallucination.

## 2.3 DATA

Similar to our approach with the language decoder, we begin by scaling up the volume of instruction finetuning data, ranging from 80K to 2.4M. As illustrated in Table 4, the LLaVA<sub>7B</sub> model, finetuned on 80K instruction data, exhibits fewer object existence hallucinations compared to the models finetuned on 150K and SVIT (Zhao et al., 2023a). The result suggests extra data without quality guarantee may increase hallucination for both VQA-based and caption-based evaluations. Given that all three datasets are generated by GPT-4, we question the quality of the data. LRV also raises this concern, suggesting that the training data itself might contain hallucinations. Some examples of training data are presented in the Appendix. Interestingly, our examination shows no object existence hallucination: the objects in the captions are contained the ground truth objects from MSCOCO. However, we identify certain ground truth objects are challenging for human observers to ground, due to factors like size, resolution, and occlusion. This led us to hypothesize that the vision encoder might also struggle to ground these objects effectively.

Table 6: Performance of LLaVA<sub>7B</sub> and with sliding window technique (SW).

Benchmark	Vision Encoder	CHAIR <sub>s</sub> $\downarrow$	CHAIR <sub>i</sub> $\downarrow$	Coverage $\uparrow$	Avg. Length $\uparrow$	Avg. Object $\uparrow$
CCEval (Ours)	CLIP-L-224x	79.00	21.70	32.04	110.36	9.12
	CLIP-L-336x	79.00	18.90	36.00	111.55	9.19
	CLIP-L-224x (SW)	72.00	18.70	36.89	110.43	8.65

## 2.4 VISION ENCODER

Intuitively, increasing image resolution enhances model’s perception of finer details, thus making the grounding of objects mentioned in the caption easier. To verify our hypothesis from the previous section, we increase the input image resolution for the vision encoder. Specifically, for our evaluation, the resolution for LLaVA<sub>7B</sub> was incremented from 224x to full resolution using a sliding window approach for efficiency, as detailed in the Appendix. Table 6 shows a constant decrease in hallucination and increase in object coverage. Additionally, we assess LLaVA with Llama 2<sub>13B</sub>, varying the resolution from 112x to 336x. For the 112x112 resolution, the original image was down-scaled to 112x and subsequently upscaled to 224x before being input to CLIP-Large-224x. Table 5 gives a consistent observation that larger input resolution can reduce hallucination.

**Conclusion.** Through our systematic analysis of object existence hallucination, we summarize several insights: (1) Enlarging the language decoder does mitigate hallucination, but improvements are not huge. (2) Expanding the volume of instruction data actually increases hallucination. Upon inspection of training data, we find certain objects described in the captions might not be grounded by the vision encoder. (3) To validate our hypothesis in (2), we show improving input image resolution significantly reduces hallucination by enhancing model grounding ability.

Reflecting on these findings, we attempt to provide an explanation for the reason of object existence hallucination in detailed captions. The process of image captioning in LVLMs can be perceived as a form of information mapping or translation. Ideally, the goal is to have a direct one-to-one correspondence between objects identified in the image and those mentioned in the captions. Objects successfully grounded by the vision encoder form accurate correspondence, making this as **contextual knowledge** in the model, following (Neeman et al., 2023). When objects in training caption fail to ground by the vision encoder, the model learns **parametric knowledge**, the knowledge encoded in the model’s parameter. This kind of knowledge is the association of objects in the language with other words instead of with corresponding image object feature. During inference, when the model draws from parametric knowledge, it attempts to “guess” details not grounded by the vision module and is perceived as object existence hallucination.

## 3 HALLUCINATION CONTROLLING

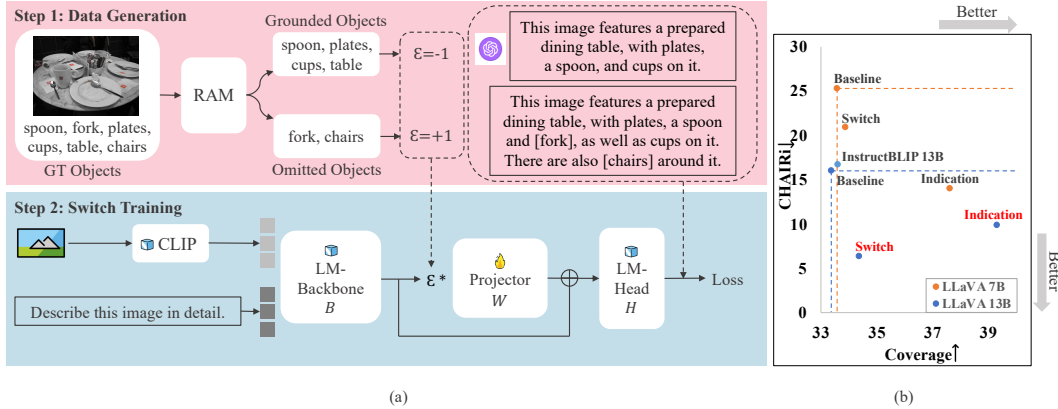


Figure 2: (a) shows the overall training pipeline of HALLE-Switch. When generating data, we use RAM to separate ground truth objects to visually grounded and omitted objects. Then, we utilize GPT-4 to convert this existing list of grounded objects into a caption as contextual data, and we assign  $\epsilon$  as  $-1$ . We put bracket around omitted objects in the original LLaVA caption as parametric joint data and assign  $\epsilon$  as  $+1$ . During training, we supervise using contextual only data and parametric joint data, pass in  $\epsilon$  as  $-1$  or  $+1$ , respectively.

(b) shows our methods consistently outperforms LLaVA baselines and InstructBLIP<sub>13B</sub>. Indication is w/ ind. in Table 7, and Switch is -1 in Table 8.

Following our previous explanation that parametric knowledge leads to hallucination, we can eliminate the parametric knowledge and refrain the resulting model from guessing related objects. However, such guessing is necessary depending the details required by the downstream task, as shown in

---

Appendix. Therefore, our approach work towards controlling and balancing parametric knowledge rather than eliminating.

We introduce *HallE-Switch*, a LVLM designed to control the extent of parametric knowledge within detailed captions. For this purpose, we developed two datasets: the first captures solely contextual knowledge, while the second merges both contextual and parametric knowledge. Using these datasets, we integrated a control projector into the model to control parametric knowledge.

### 3.1 DATA GENERATION

**Grouping using RAM.** We begin by passing MSCOCO’s ground truth objects to the open vocabulary detector RAM (Zhang et al., 2023b). RAM categorizes the objects into two groups: “grounded” (contextual group) and “omitted” (parametric group). This step aims to simulate the maximum visual granularity achievable by a vision encoder in LVLMs.

**Contextual Data Generation.** Our first dataset involves generating detailed captions using only objects from the contextual group. To do this, we feed MSCOCO source labels (including object classes, bounding boxes, and short captions) into GPT-4. We adhere to LLaVA’s caption creation pipeline and provide prompt in Appendix.

**Parametric Joint Data Generation.** The second dataset incorporates both contextual and parametric knowledge. Here, we begin with LLaVA’s original detailed captions and annotate objects from the parametric group with special tokens. Specifically, we enclose the “omitted” objects with brackets. Formally, if  $S$  denotes the original image caption sentence and  $X = \{x_1, \dots, x_n\}$  represents a set of undetected objects, our data processing can be represented as:

$$S_{new} = \text{replace}(S, x_i, [x_i])$$

The purpose of bracketing the parametric objects is twofold: it serves as an indicator during inference and provides a hint during training.

### 3.2 HALLUCINATION SWITCH

Inspired by LM-Switch (Han et al., 2023), we address hallucination by adding a control parameter  $\varepsilon$  that serves as a “switching value”, e.g.,  $+1$  for permitted imagination and  $-1$  for restricting imagination, as depicted in Figure 2(a). Let  $M$  represent the LLM with fixed parameters:  $M(x) = H(e_v)$  where  $H$  stands for LM-head and  $e_v = B(x)$  is the output word embedding from LM-backbone. We modify  $M' = M(\varepsilon W)$ , thus making output word embedding  $e'_v = e_v + \varepsilon W e_v$ , leading to the derived model  $M'$  as:

$$M'(x) = H(B(x) + \varepsilon W(B(x))).$$

The learned projector  $W$  can be regarded as the transformation from a generic word space to the object sensitive word space, where word-word semantic correspondence is optimized to object correspondence, and  $\varepsilon$  governs the intensity of imagining related objects.

**Training.** To train such a controlling parameter, we leverage the contrastive training data covering both contextual and parametric datasets in Sec 3.1. For data with only contextual knowledge, we assign  $\varepsilon = -1$  when inputting into the model. In contrast, for data with both contextual and parametric knowledge, we use  $\varepsilon = 1$ . Notably, only the linear layer  $W$  is fine-tuning throughout the training phase.

**Inference.** At the inference stage,  $\varepsilon$  can adopt any value within the interval  $[-1, 1]$ . Specifically, an  $\varepsilon$  value of  $-1$  corresponds to minimal reliance on parametric knowledge, whereas a value of  $1$  indicates a strong inclination towards such knowledge. Detailed theoretical explanation on why HallE-Switch works are elaborated upon in the Appendix.

## 4 EXPERIMENT

### 4.1 FINETUNE ON PARAMETRIC JOINT DATA

Before we present experiments on HallE-Switch, we show the upper-bound experiment results on how well the model can indicate parametric knowledge. We directly finetune the LLaVA model

Table 7: Comparison between baselines and the effect of indication on *CCEval*. ‘Only ind’ means evaluation only on indicated objects; ‘w/o ind’ means evaluation without indicated objects; ‘w/ ind’ means evaluation with indicated objects.

Setting	LLM	Resolution	$CHAIR_s \downarrow$	$CHAIR_i \downarrow$	Coverage $\uparrow$	Avg. Length $\uparrow$	Avg. Object $\uparrow$
158K baseline	LLaVA <sub>7B</sub>	224x	82.00	25.30	33.58	109.89	9.31
only ind.	LLaVA <sub>7B</sub>	224x	53.00	63.90	12.01	–	1.66
w/o ind.	LLaVA <sub>7B</sub>	224x	57.00	17.10	37.60	108.94	7.63
w/ ind.	LLaVA <sub>7B</sub>	224x	57.00	14.00	37.62	108.94	9.22
158K baseline	LLaVA Llama 2 <sub>13B</sub>	336x	64.00	16.00	33.37	108.52	8.92
only ind.	LLaVA Llama 2 <sub>13B</sub>	336x	52.00	62.31	19.90	–	1.3
w/o ind.	LLaVA Llama 2 <sub>13B</sub>	336x	52.00	11.62	34.70	106.94	7.23
w/ ind.	LLaVA Llama 2 <sub>13B</sub>	336x	52.00	9.86	39.31	106.94	8.52

Table 8: Performance of *Halle-Switch*.

Switch	LLM	Resolution	$CHAIR_s \downarrow$	$CHAIR_i \downarrow$	Coverage $\uparrow$	Avg. Length $\uparrow$	Avg. Object $\uparrow$
1	LLaVA <sub>7B</sub>	224x	89.00	26.60	32.80	108.54	9.72
0.5	LLaVA <sub>7B</sub>	224x	85.00	27.92	34.02	109.33	8.81
-0.5	LLaVA <sub>7B</sub>	224x	81.00	24.88	35.87	118.08	8.04
-1	LLaVA <sub>7B</sub>	224x	76.00	20.90	33.88	133.79	8.02
1	LLaVA Llama 2 <sub>13B</sub>	336x	65.00	14.58	36.14	102.18	8.37
0.5	LLaVA Llama 2 <sub>13B</sub>	336x	65.00	14.44	32.32	103.51	8.45
-0.5	LLaVA Llama 2 <sub>13B</sub>	336x	66.00	13.79	33.07	105.57	8.41
-1	LLaVA Llama 2 <sub>13B</sub>	336x	43.00	6.37	34.37	136.28	8.79

on parametric joint data. Intuitively, the model is trained on data indicating parametric knowledge. Its output should identify parametric knowledge accurately. Specifically, the model should put a bracket around every “guessed” objects for indication of hallucination.

Therefore, we evaluate the object hallucination in three different settings: 1. Evaluation only on indicated objects: We do CCEval only on objects inside the bracket. The result should reflect a high level of hallucination. 2. Evaluation without indicated objects: We disregard objects in bracket and calculate CCEval. The result should reflect a low level of hallucination. 3. Evaluation with indicated objects: We calculate CCEval on all objects. Due to modification of the settings, we slightly change definition of CHAIR scores in CCEval as detailed in Appendix.

**Evaluation only on indicated objects.** The hallucination level for indicated objects, denoted as  $CHAIR_i$ , is 63.90 for LLaVA<sub>7B</sub> and 62.31 for LLaVA<sub>13B</sub>. It is considerably higher than the baselines all other models. Concurrently, their coverage is 12.01 and 19.09 for LLaVA<sub>7B</sub> and LLaVA<sub>13B</sub>, respectively, which both of them significantly lower than the coverage of 33.58 for LLaVA<sub>7B</sub> baseline model. The experiment results show the object within special tokens has significantly higher hallucination rate and lower coverage rate which support our assumption that the object inside the indication tokens are objects from parametric knowledge.

**Evaluation without indicated objects.** For objects outside of the special token scope, we found that hallucination is markedly reduced,  $CHAIR_s$  decreased from 82 to 57 which is 30.5% percent improvement and  $CHAIR_i$  decrease 32.4%, from 25.3 to 17.10, compared to the baseline. This suggests that the model is less prone to make erroneous assumptions for objects not marked by brackets. This is interesting because the model perfectly capture the intention of marking parametric objects in training data and replicate the behavior during inference.

**Evaluation with indicated objects.:** We observe a significant decline in the hallucination without any reduce in object coverage. LLaVA<sub>7B</sub>  $CHAIR_i$  improved from 25.30 to 14.00 which has 44.66% improvements. For LLaVA<sub>13B</sub>  $CHAIR_i$  improved from 16 to 9.86 which also has 38.38% improvements.

#### 4.2 HALLUCINATION CONTROLLING

During model inference, we select 4 different  $\epsilon$ , ranging from  $-1$  to  $+1$ . As shown in Table 8, we evaluate Halle-Switch<sub>7B</sub> and Halle-Switch<sub>13B</sub> model, which use LLaVA as backbone. For the 7B model, we train it by removing the special token in parametric joint data, showing that indication is not a necessary condition for switch to work.  $\epsilon = -1$  means the switch trained purely on contextual only data, which try to minimize the hallucination, where  $\epsilon = +1$  switch to maximize parametric



---

knowledge output. The results show that as  $\varepsilon$  increase,  $\text{CHAIR}_i$  increase from 20.90 to 26.6, the coverage keeps at a similar level.

For the 13B model, we keep the indication inside the parametric joint data. The HallE-Switch<sub>13B</sub> achieves the best in object existence hallucination metric. With switch set to -1 and indication, we have  $\text{CHAIR}_s = 43$  versus baseline’s 64 and  $\text{CHAIR}_i = 6.37$  vs baseline’s 16, and the coverage of the model is not decreasing.

## 5 RELATED WORK

**Large Vision-Language Models (LVLMs).** The rapid advancements in Large Language Models (LLMs) (Touvron et al., 2023a; Chung et al., 2022; Touvron et al., 2023b; Anil et al., 2023; Driess et al., 2023; Scao et al., 2022; OpenAI, 2023) combined with a surge in open-source initiatives, have paved the way for the emergence of extensive vision-language models (Liu et al., 2023d; Goyal et al., 2017; Zhu et al., 2023; Sun et al., 2023; Ye et al., 2023; Bai et al., 2023; Chen et al., 2023; Peng et al., 2023). LLaVA introduced the concept of integrating a simple projector during LLM fine-tuning. Chatspot (Zhao et al., 2023b) follow LLaVA’s model structure, but embed region of interest into instruction data. GPT4RoI (Zhang et al., 2023a) and Shikra (Chen et al., 2023) add grounding tasks to LLaVA structure models, and achieve great performance on various tasks. Instead of using detector to provide region information to the model, we use detector to filter objects for alignment between vision and language information. Concurrently, BLIP2 (Li et al., 2023d) and InstructBLIP (Dai et al., 2023) presented Q-former-based LVLMs. Multimodal-GPT (Gong et al., 2023) and Otter (Li et al., 2023b) aims to improve OpenFlamingo’s (Alayrac et al.; Awadalla et al., 2023) directive adherence. mPLUG-Owl (Ye et al., 2023) suggests a two-step method: first train vision models, then refining the language model using techniques like LoRA. Our work utilize a linear layer to control object existence hallucination within LVLMs.

**Evaluation on LVLMs.** The evaluation of large vision-and-language models (LVLMs) (Yu et al., 2023; Liu et al., 2023b;c) is notably challenging due to the intricate nature of generation tasks they undertake. Some of the VQA-based benchmarks (Antol et al., 2015; Hudson & Manning, 2019; Gurari et al., 2018) require models to identify objects, colors, or quantities, while others (Liu et al., 2023e; Li et al., 2023c; Lu et al., 2022) offer multiple-choice questions. POPE (Li et al., 2023e) and MME (Fu et al., 2023) include object hallucination evaluation like paired yes/no questions on object existence, color, counting, OCR, and etc. While VQA-based benchmarks are cheap and straightforward, we find them cannot accurately reflect object hallucination for detailed captions. Besides VQA benchmarks, ROUGE (Lin, 2004; Elliott & Keller, 2014) use n-gram to evaluate similarity between ground truth and model inferences. CIDr (Vedantam et al., 2015) is a triplet-based method of collecting human annotations to measure consensus. CHAIR (Rohrbach et al., 2018) evaluate caption hallucination based on object concept. These methods are constraint by ground truth length or word variance and cannot clearly reflect hallucination with object coverage information. Wang et al. (2023) try use a language model to predict whether the caption exist hallucination, which is cheaper than GPT-4. Our work introduces CCEval, including CHAIR metrics, object coverage, average sentence length and number of objects to overcome limitations of previous evaluations.

**Hallucination** Hallucinations (Ji et al., 2023a; Shi et al., 2023; Lin et al., 2021) have been widely studied in traditional NLG (Ji et al., 2023b) tasks, including machine translation (Zhou et al., 2020; Lee et al., 2019), data-to-text (Rebuffel et al., 2021; Kasner & Dušek, 2022; Lee et al., 2022), summarization (Cao et al., 2022), dialogue (Dziri et al., 2022) and QA (Shuster et al., 2021). For LVLMs, previous studies have been mainly focusing on object hallucination (Marino et al., 2019; MacLeod et al., 2017; Li et al., 2023a;e). POPE (Li et al., 2023e) reveals object existence hallucination may related with label distributions, such as object co-occurrence. Earlier than POPE, Biten et al. (2022) balance object co-occurrence to decrease hallucination. LRV (Liu et al., 2023a) finds the cause of hallucination in VQA benchmarks, especially unbalanced answer distribution and lack of negation information. Our work raise another important cause: misalignment between the vision and language information captured by models. More interestingly, we can explain balancing labels in Biten et al. (2022) as trying to weaken the parametric knowledge caused by the misalignment.

---

## 6 CONCLUSION

In summary, this study delves deep into the object hallucination phenomena within the detailed captions of LVLMs, advancing understanding of the accuracy and unwarranted inference in describing visual details. We introduce a novel and comprehensive evaluation method for object existence hallucination in detailed captions. We conduct an in-depth and component-wise analysis of LVLMs, meticulously examining each element that might result in hallucination. We further identify an alignment issue between the vision encoder and the instruction data. To alleviate such hallucination, we introduce controlling parameters over LVLMs to condition the inference of objects.

## REFERENCES

- Jean-Baptiste Alayrac, Jeff Donahue, Pauline Luc, Antoine Miech, Iain Barr, Yana Hasson, Karel Lenc, Arthur Mensch, Katherine Millican, Malcolm Reynolds, et al. Flamingo: a visual language model for few-shot learning. In *Advances in Neural Information Processing Systems*.
- Rohan Anil, Andrew M Dai, Orhan Firat, Melvin Johnson, Dmitry Lepikhin, Alexandre Passos, Siamak Shakeri, Emanuel Taropa, Paige Bailey, Zhifeng Chen, et al. Palm 2 technical report. *arXiv preprint arXiv:2305.10403*, 2023.
- Stanislaw Antol, Aishwarya Agrawal, Jiasen Lu, Margaret Mitchell, Dhruv Batra, C. Lawrence Zitnick, and Devi Parikh. VQA: Visual Question Answering. In *International Conference on Computer Vision (ICCV)*, 2015.
- Anas Awadalla, Irena Gao, Josh Gardner, Jack Hessel, Yusuf Hanafy, Wanrong Zhu, Kalyani Marathe, Yonatan Bitton, Samir Gadre, Shiori Sagawa, et al. Openflamingo: An open-source framework for training large autoregressive vision-language models. *arXiv preprint arXiv:2308.01390*, 2023.
- Jinze Bai, Shuai Bai, Shusheng Yang, Shijie Wang, Sinan Tan, Peng Wang, Junyang Lin, Chang Zhou, and Jingren Zhou. Qwen-vl: A frontier large vision-language model with versatile abilities. *arXiv preprint arXiv:2308.12966*, 2023.
- Ali Furkan Biten, Lluís Gómez, and Dimosthenis Karatzas. Let there be a clock on the beach: Reducing object hallucination in image captioning. In *2022 IEEE/CVF Winter Conference on Applications of Computer Vision (WACV)*, pp. 2473–2482, 2022. doi: 10.1109/WACV51458.2022.00253.
- Meng Cao, Yue Dong, and Jackie Cheung. Hallucinated but factual! inspecting the factuality of hallucinations in abstractive summarization. In *Proceedings of the 60th Annual Meeting of the Association for Computational Linguistics (Volume 1: Long Papers)*, pp. 3340–3354, Dublin, Ireland, May 2022. Association for Computational Linguistics. doi: 10.18653/v1/2022.acl-long.236. URL <https://aclanthology.org/2022.acl-long.236>.
- Keqin Chen, Zhao Zhang, Weili Zeng, Richong Zhang, Feng Zhu, and Rui Zhao. Shikra: Unleashing multimodal llm’s referential dialogue magic. *arXiv preprint arXiv:2306.15195*, 2023.
- Hyung Won Chung, Le Hou, Shayne Longpre, Barret Zoph, Yi Tay, William Fedus, Eric Li, Xuezhi Wang, Mostafa Dehghani, Siddhartha Brahma, et al. Scaling instruction-finetuned language models. *arXiv preprint arXiv:2210.11416*, 2022.
- Wenliang Dai, Junnan Li, Dongxu Li, Anthony Meng Huat Tiong, Junqi Zhao, Weisheng Wang, Boyang Li, Pascale Fung, and Steven Hoi. Instructblip: Towards general-purpose vision-language models with instruction tuning, 2023.
- Danny Driess, Fei Xia, Mehdi SM Sajjadi, Corey Lynch, Aakanksha Chowdhery, Brian Ichter, Ayzan Wahid, Jonathan Tompson, Quan Vuong, Tianhe Yu, et al. Palm-e: An embodied multimodal language model. *arXiv preprint arXiv:2303.03378*, 2023.
- Nouha Dziri, Ehsan Kamalloo, Sivan Milton, Osmar Zaiane, Mo Yu, Edoardo M Ponti, and Siva Reddy. FaithDial: A Faithful Benchmark for Information-Seeking Dialogue. *Transactions of the Association for Computational Linguistics*, 10:1473–1490, 12 2022. doi: 10.1162/tacl.a.00529.

- 
- Desmond Elliott and Frank Keller. Comparing automatic evaluation measures for image description. In Kristina Toutanova and Hua Wu (eds.), *Proceedings of the 52nd Annual Meeting of the Association for Computational Linguistics (Volume 2: Short Papers)*, pp. 452–457, Baltimore, Maryland, June 2014. Association for Computational Linguistics. doi: 10.3115/v1/P14-2074. URL <https://aclanthology.org/P14-2074>.
- Chaoyou Fu, Peixian Chen, Yunhang Shen, Yulei Qin, Mengdan Zhang, Xu Lin, Zhenyu Qiu, Wei Lin, Jinrui Yang, Xiawu Zheng, et al. Mme: A comprehensive evaluation benchmark for multimodal large language models. *arXiv preprint arXiv:2306.13394*, 2023.
- Tao Gong, Chengqi Lyu, Shilong Zhang, Yudong Wang, Miao Zheng, Qian Zhao, Kuikun Liu, Wenwei Zhang, Ping Luo, and Kai Chen. Multimodal-gpt: A vision and language model for dialogue with humans, 2023.
- Yash Goyal, Tejas Khot, Douglas Summers-Stay, Dhruv Batra, and Devi Parikh. Making the V in VQA matter: Elevating the role of image understanding in Visual Question Answering. In *Conference on Computer Vision and Pattern Recognition (CVPR)*, 2017.
- Danna Gurari, Qing Li, Abigale J Stangl, Anhong Guo, Chi Lin, Kristen Grauman, Jiebo Luo, and Jeffrey P Bigham. Vizwiz grand challenge: Answering visual questions from blind people. *CVPR*, 2018.
- Chi Han, Jialiang Xu, Manling Li, Yi Fung, Chenkai Sun, Nan Jiang, Tarek Abdelzaher, and Heng Ji. Lm-switch: Lightweight language model conditioning in word embedding space. *arXiv preprint arXiv:2305.12798*, 2023.
- Ziniu Hu, Ahmet Iscen, Chen Sun, Kai-Wei Chang, Yizhou Sun, David A Ross, Cordelia Schmid, and Alireza Fathi. Avis: Autonomous visual information seeking with large language models. *arXiv preprint arXiv:2306.08129*, 2023.
- Wenlong Huang, Chen Wang, Ruohan Zhang, Yunzhu Li, Jiajun Wu, and Li Fei-Fei. Voxposer: Composable 3d value maps for robotic manipulation with language models. *arXiv preprint arXiv:2307.05973*, 2023.
- Drew A Hudson and Christopher D Manning. Gqa: A new dataset for real-world visual reasoning and compositional question answering. *Conference on Computer Vision and Pattern Recognition (CVPR)*, 2019.
- Ziwei Ji, Nayeon Lee, Rita Frieske, Tiezheng Yu, Dan Su, Yan Xu, Etsuko Ishii, Ye Jin Bang, Andrea Madotto, and Pascale Fung. Survey of hallucination in natural language generation. *ACM Comput. Surv.*, 55(12), mar 2023a. ISSN 0360-0300. doi: 10.1145/3571730. URL <https://doi.org/10.1145/3571730>.
- Ziwei Ji, Nayeon Lee, Rita Frieske, Tiezheng Yu, Dan Su, Yan Xu, Etsuko Ishii, Ye Jin Bang, Andrea Madotto, and Pascale Fung. Survey of hallucination in natural language generation. *ACM Computing Surveys*, 55(12):1–38, 2023b.
- Zdeněk Kasner and Ondřej Dušek. Neural pipeline for zero-shot data-to-text generation. *arXiv preprint arXiv:2203.16279*, 2022.
- Ranjay Krishna, Yuke Zhu, Oliver Groth, Justin Johnson, Kenji Hata, Joshua Kravitz, Stephanie Chen, Yannis Kalantidis, Li-Jia Li, David A Shamma, et al. Visual genome: Connecting language and vision using crowdsourced dense image annotations. *International journal of computer vision*, 123:32–73, 2017.
- Katherine Lee, Orhan Firat, Ashish Agarwal, Clara Fannjiang, and David Sussillo. Hallucinations in neural machine translation, 2019. URL <https://openreview.net/forum?id=SkxJ-309FQ>.
- Nayeon Lee, Wei Ping, Peng Xu, Mostofa Patwary, Pascale N Fung, Mohammad Shoeybi, and Bryan Catanzaro. Factuality enhanced language models for open-ended text generation. *Advances in Neural Information Processing Systems*, 35:34586–34599, 2022.

- 
- Bo Li, Yuanhan Zhang, Liangyu Chen, Jinghao Wang, Fanyi Pu, Jingkang Yang, Chunyuan Li, and Ziwei Liu. Mimic-it: Multi-modal in-context instruction tuning. *arXiv preprint arXiv:2306.05425*, 2023a.
- Bo Li, Yuanhan Zhang, Liangyu Chen, Jinghao Wang, Jingkang Yang, and Ziwei Liu. Otter: A multi-modal model with in-context instruction tuning. *arXiv preprint arXiv:2305.03726*, 2023b.
- Bohao Li, Rui Wang, Guangzhi Wang, Yuying Ge, Yixiao Ge, and Ying Shan. Seed-bench: Benchmarking multimodal llms with generative comprehension, 2023c.
- Junnan Li, Dongxu Li, Silvio Savarese, and Steven Hoi. Blip-2: Bootstrapping language-image pre-training with frozen image encoders and large language models. *arXiv preprint arXiv:2301.12597*, 2023d.
- Yifan Li, Yifan Du, Kun Zhou, Jinpeng Wang, Wayne Xin Zhao, and Ji-Rong Wen. Evaluating object hallucination in large vision-language models. 2023e. URL <https://arxiv.org/pdf/2305.10355>.
- Chin-Yew Lin. ROUGE: A package for automatic evaluation of summaries. In *Text Summarization Branches Out*, pp. 74–81, Barcelona, Spain, July 2004. Association for Computational Linguistics. URL <https://aclanthology.org/W04-1013>.
- Stephanie Lin, Jacob Hilton, and Owain Evans. Truthfulqa: Measuring how models mimic human falsehoods. *arXiv preprint arXiv:2109.07958*, 2021.
- Tsung-Yi Lin, Michael Maire, Serge Belongie, James Hays, Pietro Perona, Deva Ramanan, Piotr Dollár, and C Lawrence Zitnick. Microsoft coco: Common objects in context. In *Computer Vision—ECCV 2014: 13th European Conference, Zurich, Switzerland, September 6–12, 2014, Proceedings, Part V 13*, pp. 740–755. Springer, 2014.
- Fuxiao Liu, Kevin Lin, Linjie Li, Jianfeng Wang, Yaser Yacoob, and Lijuan Wang. Aligning large multi-modal model with robust instruction tuning. *arXiv preprint arXiv:2306.14565*, 2023a.
- Haotian Liu, Chunyuan Li, Yuheng Li, and Yong Jae Lee. Improved baselines with visual instruction tuning, 2023b.
- Haotian Liu, Chunyuan Li, Qingyang Wu, and Yong Jae Lee. Visual instruction tuning, 2023c.
- Haotian Liu, Chunyuan Li, Qingyang Wu, and Yong Jae Lee. Visual instruction tuning. *arXiv preprint arXiv:2304.08485*, 2023d.
- Yuan Liu, Haodong Duan, Yuanhan Zhang, Bo Li, Songyang Zhnag, Wangbo Zhao, Yike Yuan, Jiaqi Wang, Conghui He, Ziwei Liu, Kai Chen, and Dahua Lin. Mmbench: Is your multi-modal model an all-around player? *arXiv:2307.06281*, 2023e.
- Pan Lu, Swaroop Mishra, Tony Xia, Liang Qiu, Kai-Wei Chang, Song-Chun Zhu, Oyvind Tafjord, Peter Clark, and Ashwin Kalyan. Learn to explain: Multimodal reasoning via thought chains for science question answering. In *The 36th Conference on Neural Information Processing Systems (NeurIPS)*, 2022.
- Haley MacLeod, Cynthia L Bennett, Meredith Ringel Morris, and Edward Cutrell. Understanding blind people’s experiences with computer-generated captions of social media images. In *proceedings of the 2017 CHI conference on human factors in computing systems*, pp. 5988–5999, 2017.
- Kenneth Marino, Mohammad Rastegari, Ali Farhadi, and Roozbeh Mottaghi. Ok-vqa: A visual question answering benchmark requiring external knowledge. In *Proceedings of the IEEE/cvf conference on computer vision and pattern recognition*, pp. 3195–3204, 2019.
- Ella Neeman, Roei Aharoni, Or Honovich, Leshem Choshen, Idan Szpektor, and Omri Abend. DisentQA: Disentangling parametric and contextual knowledge with counterfactual question answering. In *Proceedings of the 61st Annual Meeting of the Association for Computational Linguistics (Volume 1: Long Papers)*, pp. 10056–10070, Toronto, Canada, July 2023. Association for Computational Linguistics. doi: 10.18653/v1/2023.acl-long.559. URL <https://aclanthology.org/2023.acl-long.559>.

- 
- OpenAI. OpenAI: Introducing ChatGPT, 2022. URL <https://openai.com/blog/chatgpt>.
- OpenAI. Gpt-4 technical report. *ArXiv*, abs/2303.08774, 2023.
- Vicente Ordonez, Girish Kulkarni, and Tamara L. Berg. Im2text: Describing images using 1 million captioned photographs. In *Neural Information Processing Systems (NIPS)*, 2011.
- Zhiliang Peng, Wenhui Wang, Li Dong, Yaru Hao, Shaohan Huang, Shuming Ma, and Furu Wei. Kosmos-2: Grounding multimodal large language models to the world. *arXiv preprint arXiv:2306.14824*, 2023.
- Clément Rebuffel, Marco Roberti, Laure Soulier, Geoffrey Scuttheeten, Rossella Cancelliere, and Patrick Gallinari. Controlling hallucinations at word level in data-to-text generation, 2021.
- Anna Rohrbach, Lisa Anne Hendricks, Kaylee Burns, Trevor Darrell, and Kate Saenko. Object hallucination in image captioning. In *Empirical Methods in Natural Language Processing (EMNLP)*, 2018.
- Tevan Le Scao, Angela Fan, Christopher Akiki, Ellie Pavlick, Suzana Ilić, Daniel Hesslow, Roman Castagné, Alexandra Sasha Luccioni, François Yvon, Matthias Gallé, et al. Bloom: A 176b-parameter open-access multilingual language model. *arXiv preprint arXiv:2211.05100*, 2022.
- Christoph Schuhmann, Richard Vencu, Romain Beaumont, Robert Kaczmarczyk, Clayton Mullis, Aarush Katta, Theo Coombes, Jenia Jitsev, and Aran Komatsuzaki. Laion-400m: Open dataset of clip-filtered 400 million image-text pairs. *arXiv preprint arXiv:2111.02114*, 2021.
- Piyush Sharma, Nan Ding, Sebastian Goodman, and Radu Soricut. Conceptual captions: A cleaned, hypernymed, image alt-text dataset for automatic image captioning. In *Proceedings of the 56th Annual Meeting of the Association for Computational Linguistics (Volume 1: Long Papers)*, pp. 2556–2565, Melbourne, Australia, July 2018. Association for Computational Linguistics. doi: 10.18653/v1/P18-1238. URL <https://aclanthology.org/P18-1238>.
- Weijia Shi, Sewon Min, Michihiro Yasunaga, Minjoon Seo, Rich James, Mike Lewis, Luke Zettlemoyer, and Wen-tau Yih. Replug: Retrieval-augmented black-box language models. *arXiv preprint arXiv:2301.12652*, 2023.
- Kurt Shuster, Spencer Poff, Moya Chen, Douwe Kiela, and Jason Weston. Retrieval augmentation reduces hallucination in conversation. In *Findings of the Association for Computational Linguistics: EMNLP 2021*, pp. 3784–3803, Punta Cana, Dominican Republic, November 2021. Association for Computational Linguistics. doi: 10.18653/v1/2021.findings-emnlp.320. URL <https://aclanthology.org/2021.findings-emnlp.320>.
- Zhiqing Sun, Sheng Shen, Shengcao Cao, Haotian Liu, Chunyuan Li, Yikang Shen, Chuang Gan, Liang-Yan Gui, Yu-Xiong Wang, Yiming Yang, Kurt Keutzer, and Trevor Darrell. Aligning large multimodal models with factually augmented rlhf. 2023.
- MosaicML NLP Team. Introducing mpt-30b: Raising the bar for open-source foundation models, 2023. URL [www.mosaicml.com/blog/mpt-30b](http://www.mosaicml.com/blog/mpt-30b). Accessed: 2023-06-22.
- Hugo Touvron, Thibaut Lavril, Gautier Izacard, Xavier Martinet, Marie-Anne Lachaux, Timothée Lacroix, Baptiste Rozière, Naman Goyal, Eric Hambro, Faisal Azhar, Aurelien Rodriguez, Armand Joulin, Edouard Grave, and Guillaume Lample. Llama: Open and efficient foundation language models, 2023a.
- Hugo Touvron, Louis Martin, Kevin Stone, Peter Albert, Amjad Almahairi, Yasmine Babaei, Nikolay Bashlykov, Soumya Batra, Prajjwal Bhargava, Shrutu Bhosale, et al. Llama 2: Open foundation and fine-tuned chat models. *arXiv preprint arXiv:2307.09288*, 2023b.
- Ramakrishna Vedantam, C. Lawrence Zitnick, and Devi Parikh. Cider: Consensus-based image description evaluation. In *2015 IEEE Conference on Computer Vision and Pattern Recognition (CVPR)*, pp. 4566–4575, 2015. doi: 10.1109/CVPR.2015.7299087.

- 
- Junyang Wang, Yiyang Zhou, Guohai Xu, Pengcheng Shi, Chenlin Zhao, Haiyang Xu, Qinghao Ye, Ming Yan, Ji Zhang, Jihua Zhu, Jitao Sang, and Haoyu Tang. Evaluation and analysis of hallucination in large vision-language models, 2023.
- Qinghao Ye, Haiyang Xu, Guohai Xu, Jiabo Ye, Ming Yan, Yiyang Zhou, Junyang Wang, Anwen Hu, Pengcheng Shi, Yaya Shi, et al. mplug-owl: Modularization empowers large language models with multimodality. *arXiv preprint arXiv:2304.14178*, 2023.
- Weihao Yu, Zhengyuan Yang, Linjie Li, Jianfeng Wang, Kevin Lin, Zicheng Liu, Xinchao Wang, and Lijuan Wang. Mm-vet: Evaluating large multimodal models for integrated capabilities, 2023.
- Shilong Zhang, Peize Sun, Shoufa Chen, Min Xiao, Wenqi Shao, Wenwei Zhang, Kai Chen, and Ping Luo. Gpt4roi: Instruction tuning large language model on region-of-interest, 2023a.
- Youcai Zhang, Xinyu Huang, Jinyu Ma, Zhaoyang Li, Zhaochuan Luo, Yanchun Xie, Yuzhuo Qin, Tong Luo, Yaqian Li, Shilong Liu, et al. Recognize anything: A strong image tagging model. *arXiv preprint arXiv:2306.03514*, 2023b.
- Bo Zhao, Boya Wu, and Tiejun Huang. Svit: Scaling up visual instruction tuning. *arXiv preprint arXiv:2307.04087*, 2023a.
- Liang Zhao, En Yu, Zheng Ge, Jinrong Yang, Haoran Wei, Hongyu Zhou, Jianjian Sun, Yuang Peng, Runpei Dong, Chunrui Han, and Xiangyu Zhang. Chatspot: Bootstrapping multimodal llms via precise referring instruction tuning, 2023b.
- Chunting Zhou, Jiatao Gu, Mona T. Diab, Paco Guzmán, Luke Zettlemoyer, and Marjan Ghazvininejad. Detecting hallucinated content in conditional neural sequence generation. *ArXiv*, abs/2011.02593, 2020. URL <https://api.semanticscholar.org/CorpusID:226254579>.
- Deyao Zhu, Jun Chen, Xiaoqian Shen, Xiang Li, and Mohamed Elhoseiny. Minigpt-4: Enhancing vision-language understanding with advanced large language models. *arXiv preprint arXiv:2304.10592*, 2023.

## A APPENDIX

### A.1 WHY NOT ALL HALLUCINATION BAD?

In our study, we define "object existence hallucination" to be a phenomenon where a description makes reference to objects that is not present in the image. However, such hallucinations, when properly harnessed, can be regarded as instances of imagination. Human beings frequently use imagination to successfully accomplish tasks, often without even realizing it. Here, we present several scenarios in Table 9, Table 10, and Table 11 in which imagination and judicious inference prove to be beneficial for various downstream applications, including robotic manipulation and content moderation, among others. Our work successfully exercise control over the extent of generalization rather than attempting to eliminate all instances of imagined objects. More importantly, our model can indicate imagined objects with `[object]` marker.

**First Case:** In the context of robotic applications, Large Vision-Language Models (LVLMs) encounter challenges when camera does not capture all objects needed. In such situations, it becomes crucial for a detailed caption to infer the surrounding objects. For instance, in this scenario, if the robot is ask for manipulating the chairs, it can successfully locate the chairs and notice people sitting on the chairs, even if they are not shown in the picture.

**Image:**




**Caption:**

The image depicts a group of people gathered around a dining table, preparing a meal together. The table is filled with various food items, including several bowls containing different dishes, and a few plates with different types of food. There are also multiple bottles and cups scattered across the table, likely containing beverages or condiments. Two **people** can be seen in the scene, one on the left side and another on the right side of the table. They are actively engaged in the cooking process, with one person stirring a pot of food on the stove. The table is surrounded by **chairs**, with one on the left side and another on the right side. In addition to the food and people, there are a few utensils on the table, such as a spoon and a **knife**. A **cell phone** can also be seen on the table, possibly being used to look up recipes or communicate with others.

Table 9: Beneficial hallucination in robotic applications. Caption is from LLaVA1.5. Imagined objects are **highlighted**.

**Second Case:** In the context of content moderation, Large Vision-Language Models (LVLMs) need to infer objects to recognize cases of violation. For instance, in this scenario, a man is not explicitly present in the image but can be correctly inferred to help moderation.

**Image:**



**Caption:**

The image features a **man** and a woman lying on a bed, with the woman sitting on top of the man. The woman is wearing black lingerie, and the man has his hands on her hips, possibly holding her in place. The couple appears to be enjoying a moment of intimacy together. The bed occupies most of the image, with the couple being the main focus. The woman's black lingerie is prominently visible, while the man's hands are placed on her hips, emphasizing the close and intimate nature of their interaction.

Table 10: Beneficial hallucination in content moderation. Caption is from LLaVA1.5. Imagined objects are **highlighted**.

**Third Case:** In the context of robotic applications, Large Vision-Language Models (LVLMs) encounter challenges when dealing with poorly captured images. These images often feature partially occluded or blurred objects. In such situations, it becomes crucial for a detailed caption to go beyond what is visible and accurately infer the presence of occluded objects. This capability is essential to address safety considerations. For instance, in this case, there is a cat behind the door reaching out its paw to play with the black ribbon, but the body of the cat is not explicitly shown. If the model can successfully recognize a cat, the robot should refrain from pushing the door, thus ensuring the safety of both the robot and the cat.

**Image:**



**Caption:**

The image features a black and white **cat** with pink paws, standing on a wooden floor and looking under a door. The cat appears to be curious about what is happening behind the door. The door is positioned on the left side of the image, taking up a significant portion of the background. The cat is located towards the right side of the image, with its paws visible as it peers under the door.

Table 11: Beneficial hallucination in robotic applications. Caption is from LLaVA1.5. Imagined objects are **highlighted**.

## A.2 MORE DETAILS ON ANALYZED MODELS

In Section 2, we conduct analysis on different LVLMs. Here, we provide more details of each model:

**LLaVA** uses a linear projector to map visual token as a soft-prompt into LLM input tokens. LLaVA has a two-stage training, where the initial stage focuses on simple caption pretraining solely for the linear projector, while the subsequent stage finetunes both the projector and LLM on instruction data. Instruction data leverages language-only GPT-4 by inputting visual ground truth from COCO dataset.

**InstructBLIP** adopts the BLIP-2 architecture, and is distinguished by its training of a Q-former, which bridges the frozen vision encoder and LLM. InstructBLIP’s instruction fine-tuning spans across 26 distinct datasets.

**Shikra** mirrors LLaVA’s model structure. It eliminates the pretrain stage, but introduce grounding task during finetuning. Shikra is trained on multiple datasets like InstructBLIP.

## A.3 TRAINING DATA QUALITY

We sampled three images from the MSCOCO dataset, as illustrated in Table 12. For each image, we present the visual content, a detailed caption generated by GPT-4 based on bounding boxes and regional captions, and the object ground truth labels derived from the MSCOCO dataset annotations.

**First Image.** This image showcases three remote controls, posing a unique challenge. The ambiguity lies in distinguishing the type of remote, be it for video games or televisions. Additionally, the remotes near the wall are relatively small, making them harder to see. A person is partially visible in the image, with only their knees being evident. There is also an incomplete bottle on the image’s left side.

**Second Image.** A significant issue with this image is the individuals visible behind a window. Not only detection models struggle to recognize them, even for human observers, counting the individuals inside the train is challenging. This particular issue is prevalent in many of MSCOCO’s traffic-related images.

**Third Image.** This image depicts a table around which two individuals are seated. Close observation is required to recognize both individuals. A clear indication of one person is a pair of hands, while the other individual is considerably harder to spot. Additionally, there seems to be an annotation



error in the ground truth labels: it indicates only one bowl, neglecting to include plates and other items. Upon closer inspection, there are four plates.



Image	Caption	GT Labels
	<p>The image depicts a cozy entertainment room featuring a flat screen TV situated against the wall. A dining table can be seen next to the TV, with some bottles and a cup placed on top of it. <b>Multiple video game controllers</b>, including <b>Wii remotes</b>, are also present on the dining table, suggesting that people are using the TV to play video games. To the far right of the scene, <b>another remote</b> is located close to the wall. <b>A person</b> appears to be sitting or standing behind the dining table, likely either watching the game or waiting for their turn to play. The assortment of bottles on the table suggests that the guests are enjoying drinks during their video game session.</p>	<p>tv: 1 cup: 1 remote: 3 bottle: 4 person: 1 dining table: 1</p>
	<p>In the image, an orange mass transit trolley is making its way through a city. A person is crossing the street in front of the trolley while holding a garbage bag, appearing to be cautious about the approaching vehicle. <b>Another person</b> is standing close to the person crossing the street, and there are <b>two more individuals</b> nearby.</p> <p>In the scene, various vehicles surround the trolley, including cars, buses, and trucks. One of the cars is parked right behind the trolley, while another is situated farther back. Two buses can be seen, with one staying behind the trolley and the other on the right side of it. A truck is also present at the far left side of the scene.</p> <p>A woman nearby is holding a handbag, completing the busy urban setting.</p>	<p>car: 3 bus: 2 truck: 1 train: 1 person: 5 handbag: 1</p>
	<p>The image shows a table in a restaurant, which appears to have been recently used for a meal. The table is set with four place settings, including white dishes. On the table, there are multiple cups, a bowl, and a mix of silverware like forks and spoons laid out. Some of the dishes look dirty, with used napkins and eating utensils scattered around.</p> <p>In the background, <b>two people</b> can be seen, one situated on the left side and another on the right side behind the table. There are also <b>chairs</b> located near the table, with one <b>chair</b> positioned close to the left side and another <b>chair</b> closer to the right side of the frame.</p>	<p>cup: 5 spoon: 3 fork: 2 person: 2 chair: 2 bowl: 1 dining table: 1</p>

Table 12: Quality of training data.

---

#### A.4 PROMPT

Table 13 is the prompt we use for caption object extraction.

Table 14 is the prompt we use for hallucination object matching.

Table 15 is the prompt we use for finding ground truth object coverage.

#### A.5 SLIDING WINDOW

We pad the original image to dimensions of  $672 \times 672$ . Then, we divide the image into a  $3 \times 3$  grid, where each cell measures  $224 \times 224$ . The encoder processes these cells sequentially, starting from the top-left and moving towards the bottom-right. The visual tokens from each cell are then concatenated.

#### A.6 EXPERIMENT SETTINGS

The LLaVA we used in all experiments is pretrained on on LCS-558k which is subset of LAION (Schuhmann et al., 2021), CC (Sharma et al., 2018) and SBU (Ordonez et al., 2011) data, and finetuned on Instruct-158K instruction data. We use Vicuna version 1.3 as initialized language decoder and CLIP-Large as vision encoder. The 158K finetuning data consists of detailed caption, complex reasoning, and conversation.

We employed the RAM detector, specifically the RAM-14M variant, which uses a Swin-Large backbone. In the data generation stage, we focused on the 'detailed caption 23K' file from the LLaVA Instruction set comprising 158K entries. This file was generated using a specific prompt provided by LLaVA repository<sup>1</sup>. Our preprocessing involved adding brackets '['] around objects filtered by the RAM detector to uniquely identify them in the captions.

Hallucination switch only involves only finetuning a linear layer added before *lm.head* layer. We freeze all other layers and only finetune switch layer with 3 epochs. The dataset is generated data with associated  $\epsilon$  value. We have 10K contextual only detailed caption data and 23K parametric joint detailed caption data.

#### A.7 MODIFIED CCEVAL OF SECTION 4.1

##### 1. Evaluation only on indicated objects

$$\text{CHAIR}_i = \frac{|\{\text{hallucinated objects w/ indication}\}|}{|\{\text{all objects w/ indication mentioned}\}|}$$

$$\text{CHAIR}_s = \frac{|\{\text{sentences with hallucinated object w/ indication}\}|}{|\{\text{all sentences w/ indication}\}|}$$

##### 2. Evaluation without indicated objects

$$\text{CHAIR}_i = \frac{|\{\text{hallucinated objects w/o indication}\}|}{|\{\text{all objects w/o indication mentioned}\}|}$$

$$\text{CHAIR}_s = \frac{|\{\text{sentences with hallucinated object w/o indication}\}|}{|\{\text{all sentences w/o indication}\}|}$$

##### 3. Evaluation with indicated objects

$$\text{CHAIR}_i = \frac{|\{\text{hallucinated objects w/o indication}\}|}{|\{\text{all objects mentioned}\}|}$$

$$\text{CHAIR}_s = \frac{|\{\text{sentences with hallucinated object w/o indication}\}|}{|\{\text{all sentences}\}|}$$

---

<sup>1</sup>[https://github.com/haotian-liu/LLaVA/tree/main/playground/data/prompts/detail\\_description](https://github.com/haotian-liu/LLaVA/tree/main/playground/data/prompts/detail_description)

---

## A.8 QUALITATIVE RESULTS OF HALLE-SWITCH

This section shows qualitative results for Halle-Switch in Table 16, Table 17, Table 18, Table 19, and Table 20.  $\varepsilon = -1$  means no imagination and  $\varepsilon = 1$  means max imagination. Both models can output indication.

## A.9 THEORETICAL EXPLANATIONS

### Halle-Switch Formulation

Halle-Switch follows LLaVA’s training strategy, which freezes vision encoder and language model, only finetune the projector for the first stage. The visual encoder  $g(\cdot)$  transfer image  $X_v$  to visual features:

$$Z_v = g(X_v)$$

The projector  $W$  connects image feature to the word embedding space:

$$H_v = W \cdot Z_v$$

In the second stage, both projector and language model is trained. The model is trained on two type of data: 1. Contextual only data. 2. Contextual and parametric combined data.

Language model trained on contextual only data has a distribution initiating from  $\pi$ . The other language model trained on combined data has a distribution initiating from  $\pi'$

With the Theorem 1 in LM-Switch (Han et al., 2023), under the same assumptions, there exists a matrix  $W$ , transforming a word embedding  $E$  to  $WE$ , which is equivalent to let a LM simulate the text distribution initiating from another distribution.

Inspired by the Theorem, we propose a linear transform in word embedding space for LVLM. Let  $M$  be the finetuned LLM, with switch layer/projector denoted as  $W$ , we replace each word embedding  $e_v$  with  $e_v + \varepsilon W e_v$ , making the new language model  $M' = M(\varepsilon W)$  as Halle-Switch’s language decoder.  $\varepsilon$  is adjustable from -1 to 1. We assign  $\varepsilon = -1$  and fit contextual only data; assign  $\varepsilon = 1$  with the contextual and parametric combined data. After finetuning the Halle-Switch, the user only needs to specify a switch value  $\varepsilon \in [-1, 1]$  and do normal vision language task like image captions. We use maximal likelihood as the training objective.

### Continuous Control

The design of LM-Switch maintains a linearity guarantee, with proof of the switch model’s distribution is close to a linear interpolation. Let  $\lambda_{max}$  be the maximum eigen-value of  $W$ . When varying  $\varepsilon$ ’s value,

$$\|P(\cdot|k\varepsilon, W) - (P(\cdot)(1 - k) + kP(\cdot|\varepsilon, W))\|_1 \leq 2|k(1 - k)|\varepsilon^2 L^2 \lambda_{max}(e^{\lambda_{max}} - 1)$$

distribution of the switch model is close a linear interpolation of  $M$  and  $M'$ , meaning that the model distribution changes linearly. Therefore, our method can take any  $\varepsilon$  between 1 and -1.

For Halle-Switch, the core idea is: Assuming LLM is good enough to represent an equivalent distribution with HMM; there exist an matrix  $W$ , so that after transferring word embedding  $E$  to  $WE$ , the LLM’s originally simulate the text distribution starting with initial state  $\pi$  will turn to be equivalent to a distribution starting with initial state  $\pi'$ .

According to experiments in Section 4.1, it reveals language models can distinguish inference object and observed objects by adding special tokens. Because, decoder based language models generate sequences in an auto-regressive way. We followed the proof in Han et al. (2023): if we assume  $\mathbf{O}$  as our observation space which means a set of  $m$  observations. We assume  $\mathbf{c}(o_1, \dots, o_{t-1})$  as a contextual vector,  $\mathbf{E} = (e_o, \dots) \in \mathbb{R}^{|\mathbf{O}|}$  as word embedding. We can represent word logits as  $\mathbf{I} = \mathbf{c}(o_1, \dots, o_{t-1})^\top \mathbf{E}$ . In attention mechanic, it will pass through a softmax operator to get the distribution over words, We use the same assumption in LM-Switch method to assume a linear formulation and let the conditional probability in language model  $P(o_t|o_1, \dots, o_{t-1}) = \mathbf{c}(o_1, \dots, o_{t-1})^\top e_{o_t}$ . We can get the full probability by using chain-rule:  $\prod_{t=1}^T P(o_t|o_1, \dots, o_{t-1}) = P(o_1, \dots, o_{t-1})$ . We

---

assume our LLMs are good enough to represent an equivalent distribution with HMM and full column-rank for  $\mathbf{E}$ ,  $\mathbf{p}(o)$ .

Our conclusion is: Applying a linear transformation on word embedding space is equivalent to a shift from one initial condition to another. This is the reason that we want to shift a language model with distribution produce higher inference imagination conditional probability to a lower one.

---

**Caption Object Extract Prompt:**

**User:**

I have a description of an image, and I want to get objects from this description and return these objects in a list the object should be a noun, and I don't want duplicated objects. I don't want the scene name to be included, such as some caption describing the image as a scene or depicting a position or a situation or place, this thing is not an object, and doesn't need to be included. Here some objects are inside [] which we want to ignore. Here are some examples:

**Example 1:**

**Input:**

caption = "The image features a bathroom sink situated under a large mirror. The sink is accompanied by a soap dispenser, and there are multiple toothbrushes placed around it. A few cups can be seen scattered around the sink area as well. \n \n In addition to the sink, there is a toilet visible to the left side of the bathroom. The overall scene gives an impression of a well-equipped and functional bathroom space. Also a [brush] can be seen."

**Answer:**

objects = ['sink', 'mirror', 'soap dispenser', 'toothbrush', 'cup', 'toilet']

Here we can see [brush] is ignored because its inside []. bathroom is the place not object, so not included.

**Example 2:**

**Input:**

caption = "The image depicts a cluttered dining room with a large kitchen table in the center. The table is covered with dirty dishes, including plates, bowls, cups, and utensils. There are several chairs around the table, with some placed closer to the center and others positioned at the edges. In addition to the dishes, there is an apple sitting on the table, likely left over from a meal or snack. A bottle of water can be seen on the table as well, and a [flower], adding to the messy atmosphere of the room."

**Answer:**

objects = ['table', 'dish', 'bowl', 'cup', 'utensil', 'chair', 'apple', 'water']

Here [flower] is in [], should be ignored. Here dining room and room are places, so ignored, not in objects.

**Example 3:**

**Input:**

caption = "The image depicts a busy city street with a pedestrian crossing in a sunny day. A man is walking across the street, carrying a backpack and wearing a jacket."

**Answer:**

objects = ['street', 'pedestrian crossing', 'man', 'backpack', 'jacket']

Here 'city' is a place, so not an object so not included in objects. 'The image depicts' is about the image caption task, so not an object in the scene. 'sunny' or 'sunny day' or 'day' are not objects in the image, this is a time situation so not an object, can't in objects.

**Example 4:**

**Input:**

caption = "The image depicts an office cubicle with a desk in the center. The desk is equipped with a computer, a keyboard, and a mouse."

**Answer:**

objects = ['desk', 'computer', 'keyboard', 'mouse']

Here the office is a place so not in objects. Here 'center' is not object, 'center' is position, not an object, same thing like 'left' or 'right' etc.

**Inputs:**

caption = cap

**Answer:**

objects =

Table 13: Caption object extract prompt

---

**Hallucination Prompt:****User:**

I have two lists of objects, list\_A, and list\_B, I want to return a list hallucination which finds items in list\_B don't appear in list\_A, sometimes same object can be expressed in different ways in list\_A and list\_B, we treat different expression but similar meaning objects as matched, not include in mismatch list.

**Example 1:****Input:**

list\_A = ['reflection of light', 'view of office building', 'street chair', 'white car', 'red car', 'dark hair', 'bagpack', 'black shoes', 'dark pants', 'bikes', 'street', 'street light']

list\_B = ['two cars', 'dark bagpack', 'yellow jacket', 'light', 'brick building', 'wood chair', 'chair', 'green car', 'dining room table', 'bike', 'city street', 'traffic light', 'sedan']

**Answer:**

In this example, 'two cars' is just object 'car', we don't care about the number of object. Although 'bikes' and 'bike' is not the same word, but we treat singular nouns and plural nouns as the same thing, so it's not mismatch. Here in list\_A's 'street' and list\_B's 'city street' are not exactly match but actually, city street can be seen as a kind of street, since city street is still a street, just in city, so they are similar meaning, we don't treat it as a mismatch, even 'city street' seems more specific, but we only still treat it as a match not hallucination. Although there is 'street light' in list\_A but 'traffic light' is a different object, 'light' and 'street light' are aiming for providing lights, but 'traffic light's purpose is providing signal, so they are different object. 'Sedan' is a different kind of car, so 'sedan' match 'car'.

hallucination = ['yellow jacket', 'dining room table', 'traffic light']

**Example 2:****Input:**

list\_A = ['bag', 'cloth', 'boy', 'Drinking glasses', 'table']

list\_B = ['backpack', 'jacket', 'young man', 'cup', 'kitchen table']

**Answer:**

In this example, 'bag' in list\_A and 'backpack' in list\_B have similar meaning, 'jacket' in list\_B can be seen as a kind of 'cloth' in list\_A still matching, and 'Drinking glasses' is kind of cup. In list\_B 'kitchen table' is a kind of table as 'table' in list\_A so there is no hallucination.

hallucination = []

**Example 3:**

**Input:** list\_A = ['keyboard', 'mouse', 'moniter', 'cpu']

list\_B = ['computer']

**Answer:**

Based on the objects, 'keyboard', 'mouse', 'moniter', 'cpu' they are all parts of a computer and they all appeared in list\_A, and list\_B's 'computer' is just a summary of all these objects, so there is no hallucination.

hallucination = []

**Inputs:**

list\_A = {gt}

list\_B = {cap\_obj}

**Answer:**

hallucination =

Table 14: Object hallucination matching prompt

---

**Coverage Prompt:**

**User:**

I have two list of objects, list\_A and list\_B, I want to return a list named uncover which find items in list\_B doesn't appear in list\_A, sometimes same object can be expressed in different ways in list\_A and list\_B, we treat different expression but similar meaning objects as matched, not include in mismatch list.

**Example 1:**

**Input:**

list\_A = ['two cars', 'dark backpack', 'yellow jacket', 'light', 'brick building', 'wood chair', 'chair', 'green car', 'dining room table', 'bike', 'city street', 'traffic light', 'sedan'] list\_B = ['reflection of light', 'view of office building', 'street chair', 'white car', 'red car', 'dark hair'] **Answer:**  
uncover = ['reflection of light', 'dark hair']

In this example

'reflection of light' cannot find matched object in list\_A, especially, 'light' is not equal to 'reflection of light'.

'view of office building' in list\_B can find matched object 'brick building' although they are not exactly same but they point to similar object.

'street chair' in list\_B can find 'chair', 'wood chair' in list\_A which is an alternate expression of 'chair'.

'white car' in list\_B can find 'two cars' in list\_A.

'red car' in list\_B can find 'two cars' in list\_A.

'dark hair' in list\_B cannot find anything similar in list\_A

**Example 2:**

**Input:**

list\_A = ['bag', 'cloth', 'boy', 'Drinking glasses', 'table']  
list\_B = ['backpack', 'jacket', 'young man', 'cup', 'kitchen table', 'plate', 'apple']

**Answer:**

uncover = ['plate', 'apple']

In this example,

'backpack' in list\_B can find 'bag' in list\_A has similar meaning, matched.

'jacket' in list\_B can be seen as a kind of 'cloth' in list\_A still matching;

'young man' in list\_B can match 'boy' in list\_A;

'cup' in list\_B is similar to 'Drinking glasses' in list\_A;

'kitchen table' is a kind of table as 'table' in list\_A so there is no uncovered items.

'plate' in list\_B but no object has same or similar meaning in list\_A.

'apple' in list\_B but no object has same or similar meaning in list\_A.

**Example 3:**

**Input:** list\_A = ['keyboard', 'mouse', 'monitor', 'cpu']  
list\_B = ['computer']

**Answer:**

uncover = [] 'computer' in list\_B can find 'keyboard', 'mouse', 'monitor', 'cpu' as whole thing in list\_A, matched.

**Inputs:**

list\_A = {cap\_obj}

list\_B = {gt}

**Answer:**

hallucination =

Table 15: Object coverage prompt

### First Case

#### Image:



#### Caption with $\varepsilon = -1$ :

The image features an office cubicle with a white desk and a computer setup. On the desk, there is a desktop computer with a monitor, keyboard, and mouse. A telephone is also present, indicating that this is a workstation with multiple functions. In addition to the main equipment, there are several books scattered around the workspace, suggesting that the user may be engaged in reading or research. A chair is positioned near the desk, ready for use, and a TV can be seen in the background, possibly for entertainment or information purposes during breaks.

#### Caption with $\varepsilon = 1$ :

The scene is set in an office environment, with a computer [mouse] and keyboard prominently placed on a desk. The keyboard is positioned towards the left side of the desk, while the [mouse] is located more towards the right. A computer monitor is situated on the desk, slightly behind the keyboard, indicating a typical workstation setup. A telephone is also present on the desk, located towards the right side, suggesting that the workspace is used for communication and computer-related tasks. In addition to these items, there are two [cups] on the desk, one slightly to the left of the keyboard and the other a bit further to the right. These [cups] might be used for holding beverages or storing stationery. The office is furnished with two chairs, one on the left side of the desk and the other on the right. Both chairs are positioned to face the desk, indicating that they are used for seating while working or engaging in phone conversations. The scene also features two [tv] screens, one on the left side of the room and the other on the right. These [tv] screens might be used for displaying relevant information or providing entertainment during work breaks.

Table 16: Example captions generated with HallE-Switch<sub>13B</sub>.



## Second Case

### Image:



### Caption with $\varepsilon = -1$ :

The image depicts a large, clean, and well-organized kitchen with wooden cabinets and white countertops. The kitchen features a center island with various items placed on top of it, such as a knife, a loaf of bread, and some vegetables. There are multiple [bottles] and cups scattered around the kitchen, as well as a vase on the counter. In addition to the island, the kitchen is equipped with a refrigerator, a microwave, and two ovens, ensuring that it is well-equipped for cooking and food preparation. The presence of several vases and potted plants adds a touch of greenery and decoration to the space, making it inviting and pleasant.

### Caption with $\varepsilon = 1$ :

The scene is a large, well-lit kitchen with a center island. The island is covered in various food items, including [oranges], [apples], [bottles], [cups], [spoons], [knives], [bowls], [bananas], [broccoli], [potted plants], [vases], [bread], [cake], [wine glasses], [potted herbs], [potted flowers], [books], a [clock], a [potted plant] on the counter, a [vase] on the counter, a [bottle] on the counter, a [spoon] on the counter, a [knife] on the counter, a [bowl] on the counter, a [banana] on the counter, a [broccoli] on the counter, a [wine glass] on the counter, a [cup] on the counter, a [potted herb] in the background, a [potted flower] in the background, a [book] in the background, a [clock] in the background, a [potted plant] in the background, a [vase] in the background, a [bottle] in the background, a [spoon] in the background, a [knife] in the background, a [bowl] in the background, a [banana] in the background, a [broccoli] in the background, a [wine glass] in the background, a [cup] in the background. The kitchen is well-equipped with various appliances, including a refrigerator, oven, toaster, and microwave. The refrigerator, oven, and toaster are located along the wall, while the microwave is positioned above the counter. The kitchen also features a [sink] and ample counter space, making it a functional and inviting space for meal preparation and social gatherings.

Table 17: Example captions generated with Halle-Switch<sub>13B</sub>.

---

### Third Case

#### Image:



#### Caption with $\varepsilon = -1$ :

The image features a kitchen counter with a few items on it. There is a bottle, an apple, and a bowl placed on the counter. The apple is situated near the middle of the counter, while the bottle is on the left side and the bowl is on the right side. In the background, there are two chairs, one near the bottom left corner and the other near the top right corner of the image. Additionally, two cups can be seen in the scene, with one placed near the bottom right corner and the other near the top center. A dining table is also visible, occupying the majority of the background.

#### Caption with $\varepsilon = 1$ :

The scene is set in a kitchen, where a granite countertop is cluttered with various items. There are two cups on the counter, one located towards the left side and the other towards the right. A bottle is also present on the counter, positioned towards the left side of the scene. A bowl is placed near the center of the countertop, slightly to the left. Interestingly, there is an apple and a fork on the counter as well, located towards the right side of the scene. Additionally, a stool is positioned in the background, slightly to the right of the countertop. The kitchen is equipped with two chairs, one on the far left and the other on the far right, suggesting a space for dining or socializing.

Table 18: Example captions generated with HALL-Switch<sub>13B</sub>.

#### Fourth Case

**Image:**



**Caption with  $\varepsilon = -1$ :**

The image features a computer desk with a desktop computer monitor placed on it. The monitor is surrounded by various items, including a keyboard positioned towards the front of the desk, a computer mouse located on the right side, and a [bottle] close to the monitor. There are also several cups placed on the desk, with one in the left corner, another in the middle, and the third one situated near the right side. Additionally, a pair of scissors can be found on the desk, lying horizontally between the monitor and the keyboard. The desk appears to be somewhat disorganized, giving the impression of a busy and active workspace.

**Caption with  $\varepsilon = 1$ :**

The scene is a cluttered desk with a desktop computer setup. The computer monitor is centrally located on the desk, with a keyboard placed directly in front of it. A mouse can be found to the right of the keyboard. Various objects are scattered across the desk, including a cup on the far left, a [spoon] slightly to the right of the cup, and a [potted plant] positioned towards the left side of the desk. There are also several books spread out on the desk, with one located towards the left, another towards the right, and two more towards the center. A [handbag] is placed on the desk, located towards the right side of the scene. Despite the clutter, the desk still has a functional workspace with all necessary computer peripherals and personal items.

Table 19: Example captions generated with HallE-Switch<sub>13B</sub>.

---

### Fifth Case

#### Image:



#### Caption with $\varepsilon = -1$ :

"The image depicts a bustling city street with people walking down the sidewalk and various vehicles on the road. There are multiple cars, including a prominent yellow taxi cab, driving along the street. Additionally, there is a bus and a truck contributing to the busy traffic. Many pedestrians are present, some carrying handbags and backpacks, walking both individually and in groups. The scene also features a few potted plants placed along the sidewalk, adding some greenery to the urban environment. Traffic lights are visible, controlling the flow of vehicles and ensuring the safety of pedestrians.

#### Caption with $\varepsilon = 1$ :

The scene unfolds on a bustling city street, teeming with people and vehicles. There are numerous individuals walking along the sidewalk, some closer to the foreground, while others are further away. The street is filled with a variety of vehicles, including cars, [trucks], and taxis. One car is positioned towards the left side of the scene, while another is located more towards the center. Two [trucks] are also present, one near the middle of the street and the other towards the right side. Taxis are a common sight on this busy street, with one taxi near the middle of the scene and another towards the right side of the street. The cityscape is further enhanced by the presence of a fire hydrant on the sidewalk, adding to the urban atmosphere. The scene captures the essence of a typical day in a bustling city, with people and vehicles navigating their way through the streets.

Table 20: Example captions generated with HallE-Switch<sub>13B</sub>.