

HALLE-SWITCH: RETHINKING AND CONTROLLING OBJECT EXISTENCE HALLUCINATIONS IN LARGE VISION LANGUAGE MODELS FOR DETAILED CAPTION

Bohan Zhai*¹ Shijia Yang*² Xiangchen Zhao¹ Chenfeng Xu³ Sheng Shen³

Dongdi Zhao¹ Kurt Keutzer³ Manling Li² Tan Yan¹

Xiangjun Fan¹

¹TIKTOK INC. ²STANFORD UNIVERSITY ³UC BERKELEY

{bohan.zhai, tan.yan, xiangjun.fan}@tiktok.com
{shijiay, manlingl}@stanford.edu

ABSTRACT

Current large vision-language models (LVLMs) achieve remarkable progress, yet there remains significant uncertainty regarding their ability to accurately apprehend visual details, that is, in performing detailed captioning. To address this, we introduce *CCEval*, a GPT-4 assisted evaluation method tailored for detailed captioning. Interestingly, while LVLMs demonstrate minimal object existence hallucination in existing VQA benchmarks, our proposed evaluation reveals continued susceptibility to such hallucinations. In this paper, we make the first attempt to investigate and attribute such hallucinations, including image resolution, the language decoder size, and instruction data amount, quality, granularity. Our findings underscore the unwarranted inference when the language description includes details at a finer object granularity than what the vision module can ground or verify, thus inducing hallucination. To control such hallucinations, we further attribute the reliability of captioning to contextual knowledge (involving only contextually grounded objects) and parametric knowledge (containing inferred objects by the model). Thus, we introduce *Halle-Switch*, a controllable LVLM in terms of **H**allucination in object **E**xistence. Halle-Switch can condition the captioning to shift between (i) exclusively depicting contextual knowledge for grounded objects and (ii) blending it with parametric knowledge to imagine inferred objects. Our method reduces hallucination by 44% compared to LLaVA_{7B} and maintains the same object coverage.

1 INTRODUCTION

In recent years, Large Vision-Language Models (LVLMs) (Liu et al., 2023a; Dai et al., 2023; Li et al., 2023b; Zhu et al., 2023) have achieved significant progress, advancing tasks such as detailed captioning, visual conversations, and vision question-answering (VQA) (Goyal et al., 2017; Liu et al., 2023b; Hudson & Manning, 2019; Fu et al., 2023). However, similar to Large Language Models (LLMs) (Touvron et al., 2023a; Team, 2023; OpenAI, 2022) in the NLP domain, LVLMs confront the issue of hallucination. This challenge is especially severe in detailed image captioning, crucial for accurately describing visual details and supporting applications in robotics (Huang et al., 2023), visual search (Hu et al., 2023), etc. To better understand and address this challenge, we first outline the various types of hallucinations frequently observed in the detailed captions:

- **OBJECT EXISTENCE HALLUCINATION:** The detailed image description references objects that are not present.




Figure 1: (a) illustrates a pair of image-language data used for LVLm instruction fine-tuning. In this scenario, the objective is to align each object in the language—*cars*, *a bus*, and *drivers*—with its corresponding visual feature. In fact, **objects grounded by the vision encoder**, such as *cars* and *a bus*, are successfully incorporated as **contextual knowledge**. Conversely, **objects that the vision encoder fails to ground**, such as people behind the windshield (*drivers*) are internalized as **parametric knowledge** within the language model. During inference, model “guessing wrong” based on parametric knowledge is perceived as hallucination. (b) Example output of Halle-Switch. It uses a singular continuous parameter during inference to transition from “-1” for expressing solely contextual knowledge (grounded objects) to “+1” for incorporating parametric knowledge (inferred objects), with [object] marker labeling those inferred objects.

- **OBJECT ATTRIBUTE HALLUCINATION**: The detailed image description inaccurately characterizes objects, misrepresenting attributes such as color, shape, and size.
- **OBJECT RELATIONSHIP HALLUCINATION**: The detailed image description inaccurately depicts the relationships or interactions among objects, including erroneous relative positions, interaction states, and actions involving two or more objects.

Evaluating detailed captions is inherently complex. Some of the efforts, including benchmarks like POPE (Li et al., 2023d), evaluate object hallucination using VQA. Such a bias towards VQA-based evaluations might result in an incomplete assessment of detailed captions, particularly in obtaining a comprehensive view of visual details. To bridge this gap, we introduce *CCEval*, designed specifically for object existence hallucination in detailed captions. To avoid the model gaining an unfair advantage by favoring shorter descriptions, *CCEval* maintains consistency in metrics such as average sentence length and the number of objects. Notably, even models that well-performed on VQA-based object hallucination benchmarks showed substantial hallucinations when evaluated with *CCEval*. Given the finding, we systematically tackle hallucinations, with an initial focus on object existence hallucination.

In our exploration to uncover the underlying causes of object existence hallucination, we find various factors including the size of the language decoder, the quantity, quality, and granularity of instruction data, and the input resolution to the vision encoder. We observe that increasing the language decoder size can reduce hallucination, but more crucially, vision encoder needs to ground the object accurately. As illustrated in Figure 1(a), during training of LVLms, the goal is to establish a one-to-one correspondence between objects mentioned in the caption and those present in the image. Objects successfully grounded by the vision encoder form accurate associations, internalizing them as **contextual knowledge**. Conversely, objects in the language that the vision encoder fails to ground create word-word semantic associations, which can be attributed to the generalization from the **parametric knowledge** within the model’s parameters. During inference, when the model draws from such parametric knowledge, any misalignment can manifest as hallucination, as the model attempts to “guess” details not grounded by the vision module.

Recognizing the significance of both contextual and parametric knowledge in ensuring generation reliability, we present *Halle-Switch*, a novel approach to control the extent of expressed hallucination or parametric knowledge. *The motivation is that not all hallucination is bad, and it is more desirable to control the generalization rather than outright removal of all imagined objects.* We curate a 33k dataset similar to LLaVA (Liu et al., 2023a), incorporating both pure contextual knowledge and a blend of contextual knowledge with marked parametric knowledge. Leveraging this dataset, we train a lightweight single linear layer to control over the frozen LVLm. As demonstrated in Figure 1(b),

a singular continuous parameter adjustment (e.g. $-1 \rightarrow +1$) during inference enables the model to produce detailed captions with only contextual knowledge (e.g., -1) or blend with parametric knowledge (e.g., $+1$). Furthermore, the inferred objects from parametric knowledge are automatically highlighted with distinct tokens (e.g., `[object]`) for human reference. This method offers the advantage of preserving object count and coverage as well as sentence length, while effectively control object existence hallucination.

Overall, our contributions are:

- A novel evaluation method for detailed caption object existence hallucination, with metrics such as object count, coverage, and average sentence length, alongside hallucination assessment;
- A comprehensive analysis on LVLm components that influence hallucination, with a specific focus on alignment issues in the vision encoder and instruction data;
- An approach to control object existence hallucination within detailed captions.

2 HALLUCINATION ANALYSIS

Object existence hallucination can be influenced by several factors, including the language decoder, instruction data, and vision encoder. In our analysis, we address each factor individually. For a diverse methodological exploration, we select LLaVA, InstructBLIP (Dai et al., 2023), and Shikra (Chen et al., 2023): LLaVA and Shikra share the same model structure; Shikra and InstructBLIP use mixed-dataset and multi-task instruction data; InstructBLIP finetunes only Q-former, while the other finetune projector and LLM.

LLaVA uses a linear projector to map visual token as a soft-prompt into LLM input tokens. LLaVA has a two-stage training, where the initial stage focuses on simple caption pretraining solely for the linear projector, while the subsequent stage finetunes both the projector and LLM on instruction data. Instruction data leverages language-only GPT-4 by inputting visual ground truth from COCO dataset.

InstructBLIP adopts the BLIP-2 architecture, and is distinguished by its training of a Q-former, which bridges the frozen vision encoder and LLM. InstructBLIP’s instruction fine-tuning spans across 26 distinct datasets.

Shikra mirrors LLaVA’s model structure. It eliminates the pretrain stage, but introduce grounding task during finetuning. Shikra is trained on multiple datasets like InstructBLIP.

2.1 BENCHMARKS

There are two primary approach, VQA-based and caption-based benchmarks, for evaluating object existence hallucination in LVLms.

VQA-based benchmarks pose questions about details of objects within images. For a model to be considered hallucination-free, it should address these visual questions accurately. Notably, a large proportion of these questions are simply binary, typically asking about the presence or attributes of objects.

The POPE benchmark evaluates object existence hallucination by a polling-based query method, consisting of a series of yes/no questions on sampled objects from visual instructions. POPE contains three sets: random, popular, and adversarial. These subsets respectively focus on randomly selected objects, frequently occurring objects, and those objects that co-occur in training sets. We choose POPE evaluation on MSCOCO (Lin et al., 2014) dataset. MME coarse-grained recognition construct yes/no questions similarly but selects objects at random. This benchmark has 30 images, with each image paired with two questions: one positive and one negative.

In Table 1, LLaVA_{7B} exhibits the greatest degree of hallucination, whereas Shikra outperforms other models in both POPE and MME. Specifically, Shikra shows a significantly higher F1 score in both POPE-popular and POPE-adversarial categories, while LLaVA_{7B} displays the lowest. Additionally, Shikra’s “Yes” ratio is closer to a balanced 50% compared to other models. However, in subsequent

Table 1: We evaluate LLaVA Vicuna_{7B}, LLaVA Vicuna_{13B}, Shikra_{7B}, InstructBLIP Vicuna_{7B} public checkpoints on VQA-based benchmarks, including POPE and MME.

Benchmark	Model	Accuracy↑	Precision↑	Recall↑	F1↑	Yes (%)
POPE - Random	LLaVA _{7B}	73.13	66.95	94.53	78.39	72.78
	LLaVA _{13B}	78.49	73.57	90.93	81.34	63.71
	Shikra _{7B}	86.99	94.77	79.13	86.25	43.04
	InstructBLIP _{7B}	86.60	80.74	96.13	87.77	59.53
POPE - Popular	LLaVA _{7B}	59.87	55.88	93.80	70.03	83.93
	LLaVA _{13B}	70.80	64.73	91.40	75.79	70.60
	Shikra _{7B}	84.35	88.10	79.43	83.54	45.08
	InstructBLIP _{7B}	71.27	64.20	96.13	76.99	74.87
POPE - Adversarial	LLaVA _{7B}	57.06	54.07	93.93	68.63	86.87
	LLaVA _{13B}	63.93	59.03	91.07	71.63	77.13
	Shikra _{7B}	82.88	85.32	79.43	82.27	46.55
	InstructBLIP _{7B}	72.10	65.13	95.13	77.32	73.03
Benchmark	Model	Existence↑	Count↑	Position↑	Color↑	Total↑
MME	LLaVA _{7B}	150.00	48.33	50.00	55.00	303.33
	LLaVA _{13B}	180.00	113.33	55.00	95.00	443.33
	Shikra _{7B}	185.00	118.33	75.00	155.00	533.33
	InstructBLIP _{7B}	185.00	60.00	50.00	125.00	420.00

Table 2: Comparison between CHAIR and our evaluation method, CCEval.

Model	CHAIR				CCEval (Ours)				
	CHAIR _i ↓	CHAIR _s ↓	Avg. Length↑	Avg. Object↑	CHAIR _i ↓	CHAIR _s ↓	Coverage↑	Avg. Length↑	Avg. Object↑
LLaVA _{7B}	24.1	9.1	42.5	3.7	72.00	19.7	32.74	92.27	9.19
LLaVA _{13B}	60.6	18.4	90.2	7.6	79.00	23.80	33.56	108.02	9.28
Shikra _{7B}	59.1	16.6	91.2	7.5	83.00	24.40	33.29	109.37	9.10
InstructBLIP _{7B}	1.4	1.7	2.3	0.8	72.00	22.30	29.76	108.42	8.04

sections, we demonstrate that these observations from VQA-based benchmarks are not consistent with those from caption-based benchmarks.

Caption-based benchmarks, like CHAIR, begin by splitting the sentence and extracting nouns. Subsequently, it augments the ground truth objects by incorporating hard-coded synonyms and phrases, forming a ground truth set. The benchmark then identifies hallucinated objects by comparing the objects in the caption with this ground truth set. CHAIR computes CHAIR_i and CHAIR_s as follows:

$$\text{CHAIR}_i = \frac{|\{\text{hallucinated objects}\}|}{|\{\text{all objects mentioned}\}|}$$

$$\text{CHAIR}_s = \frac{|\{\text{sentences with hallucinated object}\}|}{|\{\text{all sentences}\}|}$$

Table 2(left) reveals that while InstructBLIP exhibits minimal object existence hallucination, it averages a mere 0.8 objects per sentence. In contrast, LLaVA_{13B} and Shikra manifest a higher degree of hallucination, but they also generate more detailed captions, outputting as many as 7.6 and 7.5 objects per sentence, respectively. We find infeasible to comparing object hallucinations is impractical when there is a significant disparity in average sentence length and the number of objects.

Apart from the disparities in the average number of objects, the use of a hard-coded ground truth set is another challenge. To counter these challenges, we introduce *CCEval*, a GPT-4 assisted evaluation for detailed captions. We first prompt LLMs to generate detailed captions. Subsequently, utilizing GPT-4’s in-context learning capabilities, we extract individual objects from these captions and identify hallucinated ones by referencing the provided ground truth objects. On top of CHAIR, we introduce “coverage” metric to ensure that the captions are detailed enough. This metric computes the ratio of objects in the caption that match the ground truth to the total number of ground truth objects from Visual Genome (Krishna et al., 2017). We additionally record and balance the average number of objects and the average length of captions across all cases.

As reflected in Table 2(right), when subjected to consistent constraints—average sentence length approximately 100 words and around 9 objects per sentence—all models exhibit comparable results. Interestingly, while Shikra surpass other models in VQA-based benchmarks, especially in the POPE, it under-performed in CCEval. This suggests that object existence hallucination in detailed captions is consistently captured by VQA-based evaluations.

Table 3: Performance of LLaVA and InstructBLIP with different sizes of language decoder. LLaVA are trained on CC-595k for stage one and Instruction-150k for stage two.

Benchmark	Model	Accuracy \uparrow	Precision \uparrow	Recall \uparrow	F1 \uparrow	Yes (%)
POPE - Random	LLaVA _{7B}	75.77	69.79	93.47	79.91	69.04
	LLaVA _{13B}	78.49	73.57	90.93	81.34	63.71
	LLaVA _{33B}	78.14	73.18	90.93	81.09	64.05
	InstructBLIP _{7B}	86.60	80.74	96.13	87.77	59.53
	InstructBLIP _{13B}	88.73	86.67	92.33	89.41	54.91
POPE - Popular	LLaVA _{7B}	65.07	59.60	93.53	72.81	78.47
	LLaVA _{13B}	70.80	64.73	91.40	75.79	70.60
	LLaVA _{33B}	72.43	66.45	90.60	76.67	68.17
	InstructBLIP _{7B}	71.27	64.20	96.13	76.99	74.87
	InstructBLIP _{13B}	80.53	74.70	92.33	82.59	61.80
POPE - Adversarial	LLaVA _{7B}	57.07	54.07	93.93	68.63	86.87
	LLaVA _{13B}	63.93	59.03	91.07	71.63	77.13
	LLaVA _{33B}	66.30	60.91	91.00	72.98	74.70
	InstructBLIP _{7B}	72.10	65.13	95.13	77.32	73.03
	InstructBLIP _{13B}	73.97	67.53	92.33	78.01	68.37
Benchmark	Model	CHAIR _s \downarrow	CHAIR _i \downarrow	Coverage \uparrow	Avg. Length \uparrow	Avg. Object \uparrow
CCEval (Ours)	LLaVA _{7B}	82.00	25.30	33.58	109.89	9.31
	LLaVA _{13B}	79.00	23.80	33.56	108.02	9.28
	LLaVA _{33B}	82.00	21.80	31.26	106.85	9.07
	InstructBLIP _{7B}	72.00	22.30	29.76	108.42	8.04
	InstructBLIP _{13B}	64.00	16.70	33.60	101.63	8.06

2.2 LANGUAGE DECODER

We investigate if expanding the size of the language backbone can mitigate object existence hallucination. As detailed in Table 3, the language decoder of LLaVA is increased from 7B to 33B, and for InstructBLIP, it is increased from 7B to 13B. The result shows that hallucination for LLaVA reduced for POPE but not for CCEval. For InstructBLIP, CHAIR_i and CHAIR_s is reduced by 8 and 5.6 on CCEval, respectively. More importantly, although there is a gain for scaling up language backbone, the performance does not scale linearly, as the accuracy increased 5.73 from 7B to 13B and only 2.37 from 13B to 33B on POPE-adversarial.

2.3 DATA

Similar to our approach with the language decoder, we begin by scaling up the volume of instruction finetuning data, ranging from 80K to 2.4M. As illustrated in Table 4, the LLaVA_{7B} model, finetuned on 80K instruction data, exhibits fewer object existence hallucinations compared to the models finetuned on 150K and SVIT (Zhao et al., 2023). The result suggests extra data may increase hallucination for both VQA-based and caption-based evaluations. Given that all three datasets are generated by GPT-4, we question the quality of the data. LRV also raises this concern, suggesting that the training data itself might contain hallucinations. Some examples of training data are presented in the Appendix. Interestingly, our examination shows no object existence hallucination: the objects in the captions are contained the ground truth objects from MSCOCO. However, we identify certain ground truth objects are challenging for human observers to ground, due to factors like size, resolution, and occlusion. This led us to hypothesize that the vision encoder might also struggle to ground these objects effectively.

2.4 VISION ENCODER

Intuitively, increasing image resolution enhances model’s perception of finer details, thus making the grounding of objects mentioned in the caption easier. To verify our hypothesis from the previous section, we increase the input image resolution for the vision encoder. Specifically, for our evaluation, the resolution for LLaVA_{7B} was incremented from 224x to full resolution using a sliding window approach for efficiency, as detailed in the Appendix. Table 6 shows a constant decrease in hallucination and increase in object coverage. Additionally, we assess LLaVA with Llama 2_{13B}, varying the resolution from 112x to 336x. For the 112x112 resolution, the original image was down-scaled to 112x and subsequently upscalled to 224x before being input to CLIP-Large-224x. Table 5 gives a consistent observation that larger input resolution can reduce hallucination.

Table 4: Performance of LLaVA_{7B} with different sizes of data. 80K and 158K contains 80K and 158K data respectively, and SVIT contains 2.4M.

Benchmark	Finetune Data	Accuracy↑	Precision↑	Recall↑	F1↑	Yes (%)
POPE - Random	80K	73.13	66.95	94.53	78.39	72.78
	158K	75.77	69.79	93.47	79.91	69.04
	SVIT	52.34	52.00	97.87	67.92	97.01
POPE - Popular	80K	59.87	55.88	93.80	70.03	83.93
	158K	65.07	59.60	93.53	72.81	78.47
	SVIT	50.77	50.43	90.47	64.76	89.70
POPE - Adversarial	80K	57.07	54.07	93.93	68.63	86.87
	158K	58.47	55.00	93.07	69.14	84.6
	SVIT	51.37	50.77	90.33	65.00	88.97
Benchmark	Model	CHAIR _s ↓	CHAIR _i ↓	Coverage↑	Avg. Length↑	Avg. Object↑
CCEval (Ours)	80K	72.00	19.70	32.74	92.27	9.19
	158K	82.00	25.30	33.58	109.89	9.31
	SVIT	87.00	23.30	47.46	296.63	18.14

Table 5: Performance of LLaVA with Llama 2_{13B} language decoder and CLIP-Large vision encoder with different input resolutions.

Benchmark	Vision Encoder	CHAIR _s ↓	CHAIR _i ↓	Coverage↑	Avg. Length↑	Avg. Object↑
CCEval (Ours)	CLIP-L-112x	79.00	21.70	32.04	110.36	9.12
	CLIP-L-224x	74.00	19.30	32.83	113.03	9.18
	CLIP-L-336x	64.00	16.00	33.37	108.52	8.92

Conclusion. Through our systematic analysis of object existence hallucination, we summarize several insights: (1) Enlarging the language decoder does mitigate hallucination, but gains diminish while scaling up, indicating it is not the primary factor. (2) Expanding the volume of instruction data actually increases hallucination. Upon inspection of training data, we find certain objects described in the captions might not be grounded by the vision encoder. (3) Improving input image resolution significantly reduces hallucination by enhancing grounding, validating our hypothesis.

Reflecting on these findings, we attempt to provide an explanation for the reason of object existence hallucination in detailed captions. The process of image captioning in LVLMs can be perceived as a form of information mapping or translation. Ideally, the goal is to have a direct one-to-one correspondence between objects identified in the image and those mentioned in the captions. Objects successfully grounded by the vision encoder form accurate associations. We define this kind of knowledge as **contextual knowledge** in the model, following (Neeman et al., 2023). We define **parametric knowledge**, the knowledge is encoded in the model’s parameter, to be the association of objects in the language with other words instead of with corresponding image object feature, formed when they fails to ground by the vision encoder. During inference, when the model draws from this parametric knowledge, it attempts to “guess” details not grounded by the vision module and is perceived as object existence hallucination. However, such guessing is necessary depending the details required by the downstream task. Therefore, our approach work towards controlling and balancing parametric knowledge rather than eliminating.

3 HALLUCINATION CONTROLLING

We introduce *HallE-Switch*, a LVLm designed to control the extent of parametric knowledge within detailed captions. For this purpose, we developed two datasets: the first captures solely contextual knowledge, while the second merges both contextual and parametric knowledge. Using these datasets, we integrated a control projector into the model to control parametric knowledge.

Table 6: Performance of LLaVA_{7B} and with sliding window technique (SW).

Benchmark	Vision Encoder	CHAIR _s ↓	CHAIR _i ↓	Coverage↑	Avg. Length↑	Avg. Object↑
CCEval (Ours)	CLIP-L-224x	79.00	21.70	32.04	110.36	9.12
	CLIP-L-336x	79.00	18.90	36.00	111.55	9.19
	CLIP-L-224x (SW)	72.00	18.70	36.89	110.43	8.65

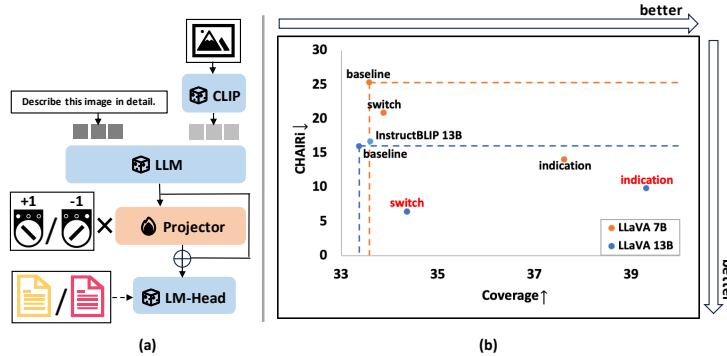


Figure 2: (a) shows the overall training pipeline of HallE-Switch. We input either contextual only data or contextual and parametric joint data and pass in ϵ as -1 or $+1$, respectively. (b) shows our methods consistently outperforms LLaVA baselines and InstructBLIP_{13B}. Indication is w/ ind. in Table 7 and switch is -1 in Table 8.

3.1 DATA GENERATION

We present an approach to generating new data on MSCOCO (Sharma et al., 2018) source labels using GPT-4, following LLaVA’s methodology.

Grouping using RAM. We begin by passing MSCOCO’s ground truth objects utilizing the open vocabulary detector RAM (Zhang et al., 2023). This step aims to simulate the maximum visual granularity achievable by a vision encoder. RAM categorizes the data into sets: “grounded” (contextual group) and “not grounded” (parametric group).

Contextual Data Generation. For our first dataset, we adhere to LLaVA’s original detailed caption creation pipeline. This involves generating detailed captions using only objects from the contextual group. To do this, we feed MSCOCO source labels (including object classes, bounding boxes, and short captions) into GPT-4.

Parametric Joint Data Generation. The second dataset incorporates both contextual and parametric knowledge. Here, we begin with LLaVA’s original detailed captions and annotate objects from the parametric group with special tokens. Specifically, we enclose the ‘undetected’ objects with brackets. Formally, if S denotes the original image caption sentence and $X = \{x_1, \dots, x_n\}$ represents a set of non-grounded objects, our data processing can be represented as:

$$S_{new} = \text{replace}(S, x_i, [x_i])$$

The purpose of bracketing the parametric objects is twofold: it serves as an indicator during inference and provides a hint during training.

3.2 HALLUCINATION SWITCH

Inspired by LM-Switch (Han et al., 2023), we propose to address hallucination by learning a control parameter ϵ that serves as a “switching value”, e.g., $+1$ for permitted imagination and -1 for restricting imagination, as depicted in Figure 2(a). Let M represent the LLM with fixed parameters. Its output word embedding e_v is modified as $e_v + \epsilon W e_v$, leading to the derived model M' as:

$$M' = M(\epsilon W).$$

The learned M can be regarded as the transformation from a generic word space to the object sensitive word space, where word-word semantic correspondence is optimized to object correspondence, and ϵ governs the intensity of imagining related objects.

Training. To train such a controlling parameter, we leverage the contrastive training data covering both contextual and parametric datasets in Sec 3.1. For data with only contextual knowledge, we assign $\epsilon = -1$ when inputting into the model. In contrast, for data with both contextual and parametric knowledge, we use $\epsilon = 1$. Notably, only the linear layer W is fine-tuning throughout the training phase.

Table 7: Comparison between baselines and the effect of indication on *CCEval*. ‘Only ind’ means evaluation only on indicated objects; ‘w/o ind’ means evaluation without indicated objects; ‘w/ ind’ means evaluation with indicated objects.

Setting	LLM	Resolution	$CHAIR_s \downarrow$	$CHAIR_i \downarrow$	Coverage \uparrow	Avg. Length \uparrow	Avg. Object \uparrow
158K baseline	LLaVA _{7B}	224x	82.00	25.30	33.58	109.89	9.31
only ind.	LLaVA _{7B}	224x	53.00	63.90	12.01	–	1.66
w/o ind.	LLaVA _{7B}	224x	57.00	17.10	37.60	108.94	7.63
w/ ind.	LLaVA _{7B}	224x	57.00	14.00	37.62	108.94	9.22
158K baseline	LLaVA Llama 2 _{13B}	336x	64.00	16.00	33.37	108.52	8.92
only ind.	LLaVA Llama 2 _{13B}	336x	52.00	62.31	19.90	–	1.3
w/o ind.	LLaVA Llama 2 _{13B}	336x	52.00	11.62	34.70	106.94	7.23
w/ ind.	LLaVA Llama 2 _{13B}	336x	52.00	9.86	39.31	106.94	8.52

Table 8: Performance of *Halle-Switch*.

Switch	LLM	Resolution	$CHAIR_s \downarrow$	$CHAIR_i \downarrow$	Coverage \uparrow	Avg. Length \uparrow	Avg. Object \uparrow
1	LLaVA _{7B}	224x	89.00	26.60	32.80	108.54	9.72
0.5	LLaVA _{7B}	224x	85.00	27.92	34.02	109.33	8.81
-0.5	LLaVA _{7B}	224x	81.00	24.88	35.87	118.08	8.04
-1	LLaVA _{7B}	224x	76.00	20.90	33.88	133.79	8.02
1	LLaVA Llama 2 _{13B}	336x	65.00	14.58	36.14	102.18	8.37
0.5	LLaVA Llama 2 _{13B}	336x	65.00	14.44	32.32	103.51	8.45
-0.5	LLaVA Llama 2 _{13B}	336x	66.00	13.79	33.07	105.57	8.41
-1	LLaVA Llama 2 _{13B}	336x	43.00	6.37	34.37	136.28	8.79

Inference. At the inference stage, ε can adopt any value within the interval $[-1, 1]$. Specifically, an ε value of -1 corresponds to minimal reliance on parametric knowledge, whereas a value of 1 indicates a strong inclination towards such knowledge. Detailed theoretical explanation are elaborated upon in the Appendix.

4 EXPERIMENT

4.1 FINETUNE ON PARAMETRIC JOINT DATA

Before we present experiments on Halle-Switch, we show the upper-bound experiment result on how well the model can indicate parametric knowledge. We directly finetune the LLaVA model on parametric joint data. Intuitively, the model is trained on data indicating parametric knowledge. Its output should identify parametric knowledge accurately. Specifically, the model should put a bracket around every “guessed” objects for indication of hallucination.

Therefore, we evaluate the object hallucination in three different settings: 1. Evaluation only on indicated objects: We do CCEval which evaluate $CHAIR_s$, $CHAIR_i$, and coverage on objects inside the bracket. The result should reflect a high level of hallucination. 2. Evaluation without indicated objects: We do CCEval which evaluate $CHAIR_s$, $CHAIR_i$, and coverage on objects not in the bracket. The result should reflect a low level of hallucination. 3. Evaluation with indicated objects. We do CCEval as following:

$$CHAIR_i = \frac{|\{\text{hallucinated objects_w/o_indication}\}|}{|\{\text{all objects mentioned}\}|}$$

$$CHAIR_s = \frac{|\{\text{sentences with hallucinated object_w/o_indication}\}|}{|\{\text{all sentences}\}|}$$

Evaluation only on indicated objects. The hallucination level for indicated objects, denoted as $CHAIR_i$, is 63.90 for LLaVA_{7B} and 62.31 for LLaVA_{13B}. It is considerably higher than the baselines all other models. Concurrently, their coverage is 12.01 and 19.09 for LLaVA_{7B} and LLaVA_{13B}, respectively, which both of them significantly lower than the coverage of 33.58 for LLaVA_{7B} baseline model. The experiment results indicate the object within special tokens has significantly higher hallucination rate and lower coverage rate which support our assumption that the object inside the indication tokens are objects indicated from parametric knowledge.

Evaluation without indicated objects. For objects outside of the special token scope, we found that hallucination is markedly reduced. CHAIR_s decreased from 82 to 57 which is 30.5% percent improvement and CHAIR_i decrease 32.4%, from 25.3 to 17.10, compared to the baseline. This suggests that the model is less prone to make erroneous assumptions for objects not marked by brackets.

Evaluation with indicated objects.: We observe a significant decline in the hallucination without any reduce in object coverage. LLaVA_{7B} CHAIR_i improved from 25.30 to 14.00 which has 44.66% improvements. For LLaVA_{13B} CHAIR_i improved from 16 to 9.86 which also has 38.38% improvements.

4.2 HALLUCINATION CONTROLLING

During model inference, we select 4 different ε , ranging from -1 to $+1$. As shown in Table 8, we evaluate Halle-Switch_{7B} and Halle-Switch_{13B} model, which use LLaVA as backbone. For the 7B model, we train it by removing the special token in parametric joint data, showing that indication is not a necessary condition for switch to work. $\varepsilon = -1$ means the switch trained purely on contextual only data, which try to minimize the hallucination, where $\varepsilon = +1$ switch to maximize parametric knowledge output. The results show that as ε increase, CHAIR_i increase from 20.90 to 26.6, the coverage keeps at a similar level.

For the 13B model, we keep the indication inside the parametric joint data. The Halle-Switch_{13B} achieves the best in object existence hallucination metric. With switch set to -1 and indication, we have $\text{CHAIR}_s = 43$ versus baseline’s 64 and $\text{CHAIR}_i = 6.37$ vs baseline’s 16, and the coverage of the model is not decreasing.

5 RELATED WORK

Large Vision-Language Models (LVLMs). The rapid advancements in Large Language Models (LLMs) (Touvron et al., 2023a; Chung et al., 2022; Touvron et al., 2023b; Anil et al., 2023; Driess et al., 2023; Scao et al., 2022) combined with a surge in open-source initiatives, such as GPTs, LLaMAs, MPT, and Vicuna, have paved the way for the emergence of extensive vision-language models Liu et al. (2023a); Goyal et al. (2017); Li et al. (2023b); Zhu et al. (2023); Sun et al. (2023); Ye et al. (2023); Bai et al. (2023); Chen et al. (2023); Peng et al. (2023) like GPT-4 OpenAI (2023). LLaVA introduced the concept of integrating a simple projector during LLM fine-tuning. Concurrently, BLIP2 (Li et al., 2023c) presented q-former-based LVLMs, with InstructBLIP (Dai et al., 2023) further refining the concept. Otter aims to improve OpenFlamingo’s Alayrac et al.; Awadalla et al. (2023) directive adherence. MiniGPT-4 Zhu et al. (2023) highlights the potential of sophisticated LLMs and advocates for a unified layer to synchronize visual and text models, offering GPT4-like capabilities but with reduced computational demands. mPLUG-Owl Ye et al. (2023) suggests a two-step method: first aligning visual aspects, then refining the language model using techniques like LoRA. QWen-VL Bai et al. (2023) scales up LMM pre-training significantly and showcases stellar performance on various benchmarks.

Hallucination Before the emergence of LLMs, the NLP community characterized “hallucination” as the generation of content that either lacked coherence or deviated from its original source (Ji et al., 2023a). Hallucinations have been widely studied in traditional NLG (Ji et al., 2023b) tasks, including machine translation (Zhou et al., 2020; Lee et al., 2019), data-to-text (Rebuffel et al., 2021; Kasner & Dušek, 2022; Lee et al., 2022), summarization (Cao et al., 2022), dialogue (Dziri et al., 2022) and QA (Shuster et al., 2021). After LLMs significantly bring model performance to next stage, several works bring new meaning to hallucination as the generation of text that is erroneous, nonsensical, or detached from reality (Shi et al., 2023; Lin et al., 2021). For LVLMs, previous studies have been mainly focusing on object hallucination (Marino et al., 2019; MacLeod et al., 2017; Li et al., 2023a;d).

6 CONCLUSION

In summary, this study delves deep into the object hallucination phenomena within the detailed captions of LVLMs, advancing understanding of the accuracy and unwarranted inference in describing visual details. We introduce a novel and comprehensive evaluation method for object existence hallucination in detailed captions. We conduct an in-depth and component-wise analysis of LVLMs, meticulously examining each element that might result in hallucination. We further identify an alignment issue between the vision encoder and the instruction data. To alleviate such hallucination, we introduce controlling parameters over LVLMs to condition the inference of objects.

REFERENCES

- Jean-Baptiste Alayrac, Jeff Donahue, Pauline Luc, Antoine Miech, Iain Barr, Yana Hasson, Karel Lenc, Arthur Mensch, Katherine Millican, Malcolm Reynolds, et al. Flamingo: a visual language model for few-shot learning. In *Advances in Neural Information Processing Systems*.
- Rohan Anil, Andrew M Dai, Orhan Firat, Melvin Johnson, Dmitry Lepikhin, Alexandre Passos, Siamak Shakeri, Emanuel Taropa, Paige Bailey, Zhifeng Chen, et al. Palm 2 technical report. *arXiv preprint arXiv:2305.10403*, 2023.
- Anas Awadalla, Irena Gao, Josh Gardner, Jack Hessel, Yusuf Hanafy, Wanrong Zhu, Kalyani Marathe, Yonatan Bitton, Samir Gadre, Shiori Sagawa, et al. Openflamingo: An open-source framework for training large autoregressive vision-language models. *arXiv preprint arXiv:2308.01390*, 2023.
- Jinze Bai, Shuai Bai, Shusheng Yang, Shijie Wang, Sinan Tan, Peng Wang, Junyang Lin, Chang Zhou, and Jingren Zhou. Qwen-vl: A frontier large vision-language model with versatile abilities. *arXiv preprint arXiv:2308.12966*, 2023.
- Meng Cao, Yue Dong, and Jackie Cheung. Hallucinated but factual! inspecting the factuality of hallucinations in abstractive summarization. In *Proceedings of the 60th Annual Meeting of the Association for Computational Linguistics (Volume 1: Long Papers)*, pp. 3340–3354, Dublin, Ireland, May 2022. Association for Computational Linguistics. doi: 10.18653/v1/2022.acl-long.236. URL <https://aclanthology.org/2022.acl-long.236>.
- Keqin Chen, Zhao Zhang, Weili Zeng, Richong Zhang, Feng Zhu, and Rui Zhao. Shikra: Unleashing multimodal llm’s referential dialogue magic. *arXiv preprint arXiv:2306.15195*, 2023.
- Hyung Won Chung, Le Hou, Shayne Longpre, Barret Zoph, Yi Tay, William Fedus, Eric Li, Xuezhi Wang, Mostafa Dehghani, Siddhartha Brahma, et al. Scaling instruction-finetuned language models. *arXiv preprint arXiv:2210.11416*, 2022.
- Wenliang Dai, Junnan Li, Dongxu Li, Anthony Meng Huat Tiong, Junqi Zhao, Weisheng Wang, Boyang Li, Pascale Fung, and Steven Hoi. Instructblip: Towards general-purpose vision-language models with instruction tuning, 2023.
- Danny Driess, Fei Xia, Mehdi SM Sajjadi, Corey Lynch, Aakanksha Chowdhery, Brian Ichter, Ayzaan Wahid, Jonathan Tompson, Quan Vuong, Tianhe Yu, et al. Palm-e: An embodied multimodal language model. *arXiv preprint arXiv:2303.03378*, 2023.
- Nouha Dziri, Ehsan Kamalloo, Sivan Milton, Osmar Zaiane, Mo Yu, Edoardo M Ponti, and Siva Reddy. FaithDial: A Faithful Benchmark for Information-Seeking Dialogue. *Transactions of the Association for Computational Linguistics*, 10:1473–1490, 12 2022. doi: 10.1162/tacl.a.00529.
- Chaoyou Fu, Peixian Chen, Yunhang Shen, Yulei Qin, Mengdan Zhang, Xu Lin, Zhenyu Qiu, Wei Lin, Jinrui Yang, Xiawu Zheng, et al. Mme: A comprehensive evaluation benchmark for multimodal large language models. *arXiv preprint arXiv:2306.13394*, 2023.
- Yash Goyal, Tejas Khot, Douglas Summers-Stay, Dhruv Batra, and Devi Parikh. Making the V in VQA matter: Elevating the role of image understanding in Visual Question Answering. In *Conference on Computer Vision and Pattern Recognition (CVPR)*, 2017.

-
- Chi Han, Jialiang Xu, Manling Li, Yi Fung, Chenkai Sun, Nan Jiang, Tarek Abdelzaher, and Heng Ji. Lm-switch: Lightweight language model conditioning in word embedding space. *arXiv preprint arXiv:2305.12798*, 2023.
- Ziniu Hu, Ahmet Iscen, Chen Sun, Kai-Wei Chang, Yizhou Sun, David A Ross, Cordelia Schmid, and Alireza Fathi. Avis: Autonomous visual information seeking with large language models. *arXiv preprint arXiv:2306.08129*, 2023.
- Wenlong Huang, Chen Wang, Ruohan Zhang, Yunzhu Li, Jiajun Wu, and Li Fei-Fei. Voxposer: Composable 3d value maps for robotic manipulation with language models. *arXiv preprint arXiv:2307.05973*, 2023.
- Drew A Hudson and Christopher D Manning. Gqa: A new dataset for real-world visual reasoning and compositional question answering. *Conference on Computer Vision and Pattern Recognition (CVPR)*, 2019.
- Ziwei Ji, Nayeon Lee, Rita Frieske, Tiezheng Yu, Dan Su, Yan Xu, Etsuko Ishii, Ye Jin Bang, Andrea Madotto, and Pascale Fung. Survey of hallucination in natural language generation. *ACM Comput. Surv.*, 55(12), mar 2023a. ISSN 0360-0300. doi: 10.1145/3571730. URL <https://doi.org/10.1145/3571730>.
- Ziwei Ji, Nayeon Lee, Rita Frieske, Tiezheng Yu, Dan Su, Yan Xu, Etsuko Ishii, Ye Jin Bang, Andrea Madotto, and Pascale Fung. Survey of hallucination in natural language generation. *ACM Computing Surveys*, 55(12):1–38, 2023b.
- Zdeněk Kasner and Ondřej Dušek. Neural pipeline for zero-shot data-to-text generation. *arXiv preprint arXiv:2203.16279*, 2022.
- Ranjay Krishna, Yuke Zhu, Oliver Groth, Justin Johnson, Kenji Hata, Joshua Kravitz, Stephanie Chen, Yannis Kalantidis, Li-Jia Li, David A Shamma, et al. Visual genome: Connecting language and vision using crowdsourced dense image annotations. *International journal of computer vision*, 123:32–73, 2017.
- Katherine Lee, Orhan Firat, Ashish Agarwal, Clara Fannjiang, and David Sussillo. Hallucinations in neural machine translation, 2019. URL <https://openreview.net/forum?id=SkxJ-309FQ>.
- Nayeon Lee, Wei Ping, Peng Xu, Mostofa Patwary, Pascale N Fung, Mohammad Shoeybi, and Bryan Catanzaro. Factuality enhanced language models for open-ended text generation. *Advances in Neural Information Processing Systems*, 35:34586–34599, 2022.
- Bo Li, Yuanhan Zhang, Liangyu Chen, Jinghao Wang, Fanyi Pu, Jingkang Yang, Chunyuan Li, and Ziwei Liu. Mimic-it: Multi-modal in-context instruction tuning. *arXiv preprint arXiv:2306.05425*, 2023a.
- Bo Li, Yuanhan Zhang, Liangyu Chen, Jinghao Wang, Jingkang Yang, and Ziwei Liu. Otter: A multi-modal model with in-context instruction tuning. *arXiv preprint arXiv:2305.03726*, 2023b.
- Junnan Li, Dongxu Li, Silvio Savarese, and Steven Hoi. Blip-2: Bootstrapping language-image pre-training with frozen image encoders and large language models. *arXiv preprint arXiv:2301.12597*, 2023c.
- Yifan Li, Yifan Du, Kun Zhou, Jinpeng Wang, Wayne Xin Zhao, and Ji-Rong Wen. Evaluating object hallucination in large vision-language models. 2023d. URL <https://arxiv.org/pdf/2305.10355>.
- Stephanie Lin, Jacob Hilton, and Owain Evans. Truthfulqa: Measuring how models mimic human falsehoods. *arXiv preprint arXiv:2109.07958*, 2021.
- Tsung-Yi Lin, Michael Maire, Serge Belongie, James Hays, Pietro Perona, Deva Ramanan, Piotr Dollár, and C Lawrence Zitnick. Microsoft coco: Common objects in context. In *Computer Vision—ECCV 2014: 13th European Conference, Zurich, Switzerland, September 6–12, 2014, Proceedings, Part V 13*, pp. 740–755. Springer, 2014.

-
- Haotian Liu, Chunyuan Li, Qingyang Wu, and Yong Jae Lee. Visual instruction tuning. *arXiv preprint arXiv:2304.08485*, 2023a.
- Yuan Liu, Haodong Duan, Yuanhan Zhang, Bo Li, Songyang Zhnag, Wangbo Zhao, Yike Yuan, Jiaqi Wang, Conghui He, Ziwei Liu, Kai Chen, and Dahua Lin. Mmbench: Is your multi-modal model an all-around player? *arXiv:2307.06281*, 2023b.
- Haley MacLeod, Cynthia L Bennett, Meredith Ringel Morris, and Edward Cutrell. Understanding blind people’s experiences with computer-generated captions of social media images. In *proceedings of the 2017 CHI conference on human factors in computing systems*, pp. 5988–5999, 2017.
- Kenneth Marino, Mohammad Rastegari, Ali Farhadi, and Roozbeh Mottaghi. Ok-vqa: A visual question answering benchmark requiring external knowledge. In *Proceedings of the IEEE/cvf conference on computer vision and pattern recognition*, pp. 3195–3204, 2019.
- Ella Neeman, Roei Aharoni, Or Honovich, Leshem Choshen, Idan Szpektor, and Omri Abend. DisentQA: Disentangling parametric and contextual knowledge with counterfactual question answering. In *Proceedings of the 61st Annual Meeting of the Association for Computational Linguistics (Volume 1: Long Papers)*, pp. 10056–10070, Toronto, Canada, July 2023. Association for Computational Linguistics. doi: 10.18653/v1/2023.acl-long.559. URL <https://aclanthology.org/2023.acl-long.559>.
- OpenAI. OpenAI: Introducing ChatGPT, 2022. URL <https://openai.com/blog/chatgpt>.
- OpenAI. Gpt-4 technical report. *ArXiv*, abs/2303.08774, 2023.
- Vicente Ordonez, Girish Kulkarni, and Tamara L. Berg. Im2text: Describing images using 1 million captioned photographs. In *Neural Information Processing Systems (NIPS)*, 2011.
- Zhiliang Peng, Wenhui Wang, Li Dong, Yaru Hao, Shaohan Huang, Shuming Ma, and Furu Wei. Kosmos-2: Grounding multimodal large language models to the world. *arXiv preprint arXiv:2306.14824*, 2023.
- Clément Rebuffel, Marco Roberti, Laure Soulier, Geoffrey Scouteeten, Rossella Cancelliere, and Patrick Gallinari. Controlling hallucinations at word level in data-to-text generation, 2021.
- Teven Le Scao, Angela Fan, Christopher Akiki, Ellie Pavlick, Suzana Ilić, Daniel Hesslow, Roman Castagné, Alexandra Sasha Luccioni, François Yvon, Matthias Gallé, et al. Bloom: A 176b-parameter open-access multilingual language model. *arXiv preprint arXiv:2211.05100*, 2022.
- Christoph Schuhmann, Richard Vencu, Romain Beaumont, Robert Kaczmarczyk, Clayton Mullis, Aarush Katta, Theo Coombes, Jenia Jitsev, and Aran Komatsuzaki. Laion-400m: Open dataset of clip-filtered 400 million image-text pairs. *arXiv preprint arXiv:2111.02114*, 2021.
- Piyush Sharma, Nan Ding, Sebastian Goodman, and Radu Soricut. Conceptual captions: A cleaned, hypernymed, image alt-text dataset for automatic image captioning. In *Proceedings of the 56th Annual Meeting of the Association for Computational Linguistics (Volume 1: Long Papers)*, pp. 2556–2565, Melbourne, Australia, July 2018. Association for Computational Linguistics. doi: 10.18653/v1/P18-1238. URL <https://aclanthology.org/P18-1238>.
- Weijia Shi, Sewon Min, Michihiro Yasunaga, Minjoon Seo, Rich James, Mike Lewis, Luke Zettlemoyer, and Wen-tau Yih. Replug: Retrieval-augmented black-box language models. *arXiv preprint arXiv:2301.12652*, 2023.
- Kurt Shuster, Spencer Poff, Moya Chen, Douwe Kiela, and Jason Weston. Retrieval augmentation reduces hallucination in conversation. In *Findings of the Association for Computational Linguistics: EMNLP 2021*, pp. 3784–3803, Punta Cana, Dominican Republic, November 2021. Association for Computational Linguistics. doi: 10.18653/v1/2021.findings-emnlp.320. URL <https://aclanthology.org/2021.findings-emnlp.320>.

-
- Zhiqing Sun, Sheng Shen, Shengcao Cao, Haotian Liu, Chunyuan Li, Yikang Shen, Chuang Gan, Liang-Yan Gui, Yu-Xiong Wang, Yiming Yang, Kurt Keutzer, and Trevor Darrell. Aligning large multimodal models with factually augmented rlhf. 2023.
- MosaicML NLP Team. Introducing mpt-30b: Raising the bar for open-source foundation models, 2023. URL www.mosaicml.com/blog/mpt-30b. Accessed: 2023-06-22.
- Hugo Touvron, Thibaut Lavril, Gautier Izacard, Xavier Martinet, Marie-Anne Lachaux, Timothée Lacroix, Baptiste Rozière, Naman Goyal, Eric Hambro, Faisal Azhar, Aurelien Rodriguez, Armand Joulin, Edouard Grave, and Guillaume Lample. Llama: Open and efficient foundation language models, 2023a.
- Hugo Touvron, Louis Martin, Kevin Stone, Peter Albert, Amjad Almahairi, Yasmine Babaei, Nikolay Bashlykov, Soumya Batra, Prajjwal Bhargava, Shruti Bhosale, et al. Llama 2: Open foundation and fine-tuned chat models. *arXiv preprint arXiv:2307.09288*, 2023b.
- Qinghao Ye, Haiyang Xu, Guohai Xu, Jiabo Ye, Ming Yan, Yiyang Zhou, Junyang Wang, Anwen Hu, Pengcheng Shi, Yaya Shi, et al. mplug-owl: Modularization empowers large language models with multimodality. *arXiv preprint arXiv:2304.14178*, 2023.
- Youcai Zhang, Xinyu Huang, Jinyu Ma, Zhaoyang Li, Zhaochuan Luo, Yanchun Xie, Yuzhuo Qin, Tong Luo, Yaqian Li, Shilong Liu, et al. Recognize anything: A strong image tagging model. *arXiv preprint arXiv:2306.03514*, 2023.
- Bo Zhao, Boya Wu, and Tiejun Huang. Svit: Scaling up visual instruction tuning. *arXiv preprint arXiv:2307.04087*, 2023.
- Chunting Zhou, Jiatao Gu, Mona T. Diab, Paco Guzmán, Luke Zettlemoyer, and Marjan Ghazvininejad. Detecting hallucinated content in conditional neural sequence generation. *ArXiv*, abs/2011.02593, 2020. URL <https://api.semanticscholar.org/CorpusID:226254579>.
- Deyao Zhu, Jun Chen, Xiaoqian Shen, Xiang Li, and Mohamed Elhoseiny. Minigpt-4: Enhancing vision-language understanding with advanced large language models. *arXiv preprint arXiv:2304.10592*, 2023.

A APPENDIX

A.1 TRAINING DATA QUALITY

We sampled three images from the MSCOCO dataset, as illustrated in Table 9. For each image, we present the visual content, a detailed caption generated by GPT-4 based on bounding boxes and regional captions, and the object ground truth labels derived from the MSCOCO dataset annotations.

First Image. This image showcases three remote controls, posing a unique challenge. The ambiguity lies in distinguishing the type of remote, be it for video games or televisions. Additionally, the remotes near the wall are relatively small, making them harder to see. A person is partially visible in the image, with only their knees being evident. There is also an incomplete bottle on the image’s left side.

Second Image. A significant issue with this image is the individuals visible behind a window. Not only detection models struggle to recognize them, even for human observers, counting the individuals inside the train is challenging. This particular issue is prevalent in many of MSCOCO’s traffic-related images.

Third Image. This image depicts a table around which two individuals are seated. Close observation is required to recognize both individuals. A clear indication of one person is a pair of hands, while the other individual is considerably harder to spot. Additionally, there seems to be an annotation error in the ground truth labels: it indicates only one bowl, neglecting to include plates and other items. Upon closer inspection, there are four plates.

A.2 PROMPT

Table 10 is the prompt we use for caption object extraction.

Table 11 is the prompt we use for hallucination object matching.

Table 12 is the prompt we use for finding ground truth object coverage.

A.3 SLIDING WINDOW

We pad the original image to dimensions of 672×672 . Then, we divide the image into a 3×3 grid, where each cell measures 224×224 . The encoder processes these cells sequentially, starting from the top-left and moving towards the bottom-right. The visual tokens from each cell are then concatenated.

A.4 EXPERIMENT SETTINGS

The LLaVA we used in all experiments is pretrained on on LCS-558k which is subset of LAION (Schuhmann et al., 2021), CC (Sharma et al., 2018) and SBU (Ordonez et al., 2011) data, and finetuned on Instruct-158K instruction data. We use Vicuna version 1.3 as initialized language decoder and CLIP-Large as vision encoder. The 158K finetuning data consists of detailed caption, complex reasoning, and conversation.

We employed the RAM detector, specifically the RAM-14M variant, which uses a Swin-Large backbone. In the data generation stage, we focused on the ‘detailed caption 23K’ file from the LLaVA Instruction set comprising 158K entries. This file was generated using a specific prompt provided by LLaVA repository¹. Our preprocessing involved adding brackets ‘[]’ around objects filtered by the RAM detector to uniquely identify them in the captions.

Hallucination switch only involves only finetuning a linear layer added before *lm_head* layer. We freeze all other layers and only finetune switch layer with 3 epochs. The dataset is generated data with associated ε value. We have 10K contextual only detailed caption data and 23K parametric joint detailed caption data.

¹https://github.com/haotian-liu/LLaVA/tree/main/playground/data/prompts/detail_description




Image	Caption	GT Labels
	<p>The image depicts a cozy entertainment room featuring a flat screen TV situated against the wall. A dining table can be seen next to the TV, with some bottles and a cup placed on top of it. Multiple video game controllers, including Wii remotes, are also present on the dining table, suggesting that people are using the TV to play video games. To the far right of the scene, another remote is located close to the wall. A person appears to be sitting or standing behind the dining table, likely either watching the game or waiting for their turn to play. The assortment of bottles on the table suggests that the guests are enjoying drinks during their video game session.</p>	<p>tv: 1 remote: 1 remote: 3 bottle: 4 person: 1 dining table: 1</p>
	<p>In the image, an orange mass transit trolley is making its way through a city. A person is crossing the street in front of the trolley while holding a garbage bag, appearing to be cautious about the approaching vehicle. Another person is standing close to the person crossing the street, and there are two more individuals nearby.</p> <p>In the scene, various vehicles surround the trolley, including cars, buses, and trucks. One of the cars is parked right behind the trolley, while another is situated farther back. Two buses can be seen, with one staying behind the trolley and the other on the right side of it. A truck is also present at the far left side of the scene.</p> <p>A woman nearby is holding a handbag, completing the busy urban setting.</p>	<p>car: 3 bus: 2 truck: 1 train: 1 person: 5 handbag: 1</p>
	<p>The image shows a table in a restaurant, which appears to have been recently used for a meal. The table is set with four place settings, including white dishes. On the table, there are multiple cups, a bowl, and a mix of silverware like forks and spoons laid out. Some of the dishes look dirty, with used napkins and eating utensils scattered around.</p> <p>In the background, two people can be seen, one situated on the left side and another on the right side behind the table. There are also chairs located near the table, with one chair positioned close to the left side and another chair closer to the right side of the frame.</p>	<p>cup: 5 spoon: 3 fork: 2 person: 2 chair: 2 bowl: 1 dining table: 1</p>

Table 9: Quality of training data.

A.5 THEORETICAL EXPLANATIONS

HALLIE-Switch Formulation

HALLIE-Switch follow LLaVA’s training strategy, which freezes vision encoder and language model, only finetune the projector for the first stage. The visual encoder $g(\cdot)$ transfer image X_v to visual features:

$$Z_v = g(X_v)$$

The projector W connects image feature to the word embedding space:

$$H_v = W \cdot Z_v$$

In the second stage, both projector and language model is trained. The model is trained on two type of data: 1. Contextual only data. 2. Contextual and parametric combined data.

Language model trained on contextual only data has a distribution initiating from π . The other language model trained on combined data has a distribution initiating from π'

With the Theorem 1 in LM-Switch (Han et al., 2023), under the same assumptions, there exists a matrix W , transforming a word embedding E to WE , which is equivalent to let a LM simulate the text distribution initiating from another distribution.

Inspired by the Theorem, we propose a linear transform in word embedding space for LVLM. Let M be the finetuned LLM, with switch layer/projector denoted as W , we replace each word embedding e_v with $e_v + \varepsilon W e_v$, making the new language model $M' = M(\varepsilon W)$ as HALLIE-Switch’s language decoder. ε is adjustable from -1 to 1. We assign $\varepsilon = -1$ and fit contextual only data; assign $\varepsilon = 1$ with the contextual and parametric combined data. After finetuning the HALLIE-Switch, the user only needs to specify a switch value $\varepsilon \in [-1, 1]$ and do normal vision language task like image captions. We use maximal likelihood as the training objective.

Continuous Control

The design of LM-Switch maintains a linearity guarantee, with proof of the switch model’s distribution is close to a linear interpolation. Let λ_{max} be the maximum eigen-value of W . When varying ε ’s value,

$$\|P(\cdot|k\varepsilon, W) - (P(\cdot)(1 - k) + kP(\cdot|\varepsilon, W))\|_1 \leq 2|k(1 - k)|\varepsilon^2 L^2 \lambda_{max}(e^{\lambda_{max}} - 1)$$

distribution of the switch model is close a linear interpolation of M and M' , meaning that the model distribution changes linearly. Therefore, our method can take any ε between 1 and -1.

Caption Object Extract Prompt:

User:

I have a description of an image, and I want to get objects from this description and return these objects in a list the object should be a noun, and I don't want duplicated objects. I don't want the scene name to be included, such as some caption describing the image as a scene or depicting a position or a situation or place, this thing is not an object, and doesn't need to be included. Here some objects are inside [] which we want to ignore. Here are some examples:

Example 1:

Input:

caption = "The image features a bathroom sink situated under a large mirror. The sink is accompanied by a soap dispenser, and there are multiple toothbrushes placed around it. A few cups can be seen scattered around the sink area as well. \n \n In addition to the sink, there is a toilet visible to the left side of the bathroom. The overall scene gives an impression of a well-equipped and functional bathroom space. Also a [brush] can be seen."

Answer:

objects = ['sink', 'mirror', 'soap dispenser', 'toothbrush', 'cup', 'toilet']

Here we can see [brush] is ignored because its inside []. bathroom is the place not object, so not included.

Example 2:

Input:

caption = "The image depicts a cluttered dining room with a large kitchen table in the center. The table is covered with dirty dishes, including plates, bowls, cups, and utensils. There are several chairs around the table, with some placed closer to the center and others positioned at the edges. In addition to the dishes, there is an apple sitting on the table, likely left over from a meal or snack. A bottle of water can be seen on the table as well, and a [flower], adding to the messy atmosphere of the room."

Answer:

objects = ['table', 'dish', 'bowl', 'cup', 'utensil', 'chair', 'apple', 'water']

Here [flower] is in [], should be ignored. Here dining room and room are places, so ignored, not in objects.

Example 3:

Input:

caption = "The image depicts a busy city street with a pedestrian crossing in a sunny day. A man is walking across the street, carrying a backpack and wearing a jacket."

Answer:

objects = ['street', 'pedestrian crossing', 'man', 'backpack', 'jacket']

Here 'city' is a place, so not an object so not included in objects. 'The image depicts' is about the image caption task, so not an object in the scene. 'sunny' or 'sunny day' or 'day' are not objects in the image, this is a time situation so not an object, can't in objects.

Example 4:

Input:

caption = "The image depicts an office cubicle with a desk in the center. The desk is equipped with a computer, a keyboard, and a mouse."

Answer:

objects = ['desk', 'computer', 'keyboard', 'mouse']

Here the office is a place so not in objects. Here 'center' is not object, 'center' is position, not an object, same thing like 'left' or 'right' etc.

Inputs:

caption = cap

Answer:

objects =

Table 10: Caption object extract prompt

Hallucination Prompt:**User:**

I have two lists of objects, list_A, and list_B, I want to return a list hallucination which finds items in list_B don't appear in list_A, sometimes same object can be expressed in different ways in list_A and list_B, we treat different expression but similar meaning objects as matched, not include in mismatch list.

Example 1:**Input:**

list_A = ['reflection of light', 'view of office building', 'street chair', 'white car', 'red car', 'dark hair', 'backpack', 'black shoes', 'dark pants', 'bikes', 'street', 'street light']

list_B = ['two cars', 'dark backpack', 'yellow jacket', 'light', 'brick building', 'wood chair', 'chair', 'green car', 'dining room table', 'bike', 'city street', 'traffic light', 'sedan']

Answer:

In this example, 'two cars' is just object 'car', we don't care about the number of object. Although 'bikes' and 'bike' is not the same word, but we treat singular nouns and plural nouns as the same thing, so it's not mismatch. Here in list_A's 'street' and list_B's 'city street' are not exactly match but actually, city street can be seen as a kind of street, since city street is still a street, just in city, so they are similar meaning, we don't treat it as a mismatch, even 'city street' seems more specific, but we only still treat it as a match not hallucination. Although there is 'street light' in list_A but 'traffic light' is a different object, 'light' and 'street light' are aiming for providing lights, but 'traffic light's purpose is providing signal, so they are different object. 'Sedan' is a different kind of car, so 'sedan' match 'car'.

hallucination = ['yellow jacket', 'dining room table', 'traffic light']

Example 2:**Input:**

list_A = ['bag', 'cloth', 'boy', 'Drinking glasses', 'table']

list_B = ['backpack', 'jacket', 'young man', 'cup', 'kitchen table']

Answer:

In this example, 'bag' in list_A and 'backpack' in list_B have similar meaning, 'jacket' in list_B can be seen as a kind of 'cloth' in list_A still matching, and 'Drinking glasses' is kind of cup. In list_B 'kitchen table' is a kind of table as 'table' in list_A so there is no hallucination.

hallucination = []

Example 3:

Input: list_A = ['keyboard', 'mouse', 'monitor', 'cpu']

list_B = ['computer']

Answer:

Based on the objects, 'keyboard', 'mouse', 'monitor', 'cpu' they are all parts of a computer and they all appeared in list_A, and list_B's 'computer' is just a summary of all these objects, so there is no hallucination.

hallucination = []

Inputs:

list_A = {gt}

list_B = {cap_obj}

Answer:

hallucination =

Table 11: Object hallucination matching prompt

Coverage Prompt:

User:

I have two list of objects, list_A and list_B, I want to return a list named uncover which find items in list_B doesn't appear in list_A, sometimes same object can be expressed in different ways in list_A and list_B, we treat different expression but similar meaning objects as matched, not include in mismatch list.

Example 1:

Input:

list_A = ['two cars', 'dark backpack', 'yellow jacket', 'light', 'brick building', 'wood chair', 'chair', 'green car', 'dining room table', 'bike', 'city street', 'traffic light', 'sedan'] list_B = ['reflection of light', 'view of office building', 'street chair', 'white car', 'red car', 'dark hair'] **Answer:**
uncover = ['reflection of light', 'dark hair']

In this example

'reflection of light' cannot find matched object in list_A, especially, 'light' is not equal to 'reflection of light'.

'view of office building' in list_B can find matched object 'brick building' although they are not exactly same but they point to similar object.

'street chair' in list_B can find 'chair', 'wood chair' in list_A which is an alternate expression of 'chair'.

'white car' in list_B can find 'two cars' in list_A.

'red car' in list_B can find 'two cars' in list_A.

'dark hair' in list_B cannot find anything similar in list_A

Example 2:

Input:

list_A = ['bag', 'cloth', 'boy', 'Drinking glasses', 'table']
list_B = ['backpack', 'jacket', 'young man', 'cup', 'kitchen table', 'plate', 'apple']

Answer:

uncover = ['plate', 'apple']

In this example,

'backpack' in list_B can find 'bag' in list_A has similar meaning, matched.

'jacket' in list_B can be seen as a kind of 'cloth' in list_A still matching;

'young man' in list_B can match 'boy' in list_A;

'cup' in list_B is similar to 'Drinking glasses' in list_A;

'kitchen table' is a kind of table as 'table' in list_A so there is no uncovered items.

'plate' in list_B but no object has same or similar meaning in list_A.

'apple' in list_B but no object has same or similar meaning in list_A.

Example 3:

Input: list_A = ['keyboard', 'mouse', 'moniter', 'cpu']

list_B = ['computer']

Answer:

uncover = [] 'computer' in list_B can find 'keyboard', 'mouse', 'moniter', 'cpu' as whole thing in list_A, matched.

Inputs:

list_A = {cap_obj}

list_B = {gt}

Answer:

hallucination =

Table 12: Object coverage prompt