
FOOL YOUR (VISION AND) LANGUAGE MODEL WITH EMBARRASSINGLY SIMPLE PERMUTATIONS

Yongshuo Zong

University of Edinburgh
yongshuo.zong@ed.ac.uk

Tingyang Yu

École Polytechnique Fédérale de Lausanne
tingyang.yu@epfl.ch

Bingchen Zhao

University of Edinburgh
bingchen.zhao@ed.ac.uk

Ruchika Chavhan

University of Edinburgh
ruchika.chavhan@ed.ac.uk

Timothy Hospedales

University of Edinburgh
t.hospedales@ed.ac.uk

ABSTRACT

Large language and vision-language models are rapidly being deployed in practice thanks to their impressive capabilities in instruction following, in-context learning, and so on. This raises an urgent need to carefully analyse their robustness so that stakeholders can understand if and when such models are trustworthy enough to be relied upon in any given application. In this paper, we highlight a specific vulnerability in popular models, namely permutation sensitivity in multiple-choice question answering (MCQA). Specifically, we show empirically that popular models are vulnerable to adversarial permutation in answer sets for multiple-choice prompting, which is surprising as models should ideally be as invariant to prompt permutation as humans are. These vulnerabilities persist across various model sizes, and exist in very recent language and vision-language models. Code is available at <https://github.com/ys-zong/FoolyourVLLMs>.

1 Introduction

Large language models (LLMs) (Brown et al., 2020; OpenAI, 2023a; Touvron et al., 2023a) and large vision-language models (VLLMs) (Alayrac et al., 2022; Li et al., 2023c) have made astonishing progress in recent years. They have attained strong capabilities across a diverse array of language tasks, enabling nuanced text generation, sophisticated instruction following, and natural dialogue with multimodal input and output. One task where they demonstrate particular prowess is multiple-choice question answering (MCQA) (Robinson and Wingate, 2023). This is an important capability with many real-world applications, from education to recruitment exams. Current LLMs and VLLMs have widely utilized the task format of MCQA for benchmarking and evaluation (Hendrycks et al., 2020; Lu et al., 2022; Zhong et al., 2023; Liang et al., 2022; Schwenk et al., 2022). This has built confidence that they can generate accurate and robust answers, underpinned claims of LLM competence at professional level human qualifications such as the bar exam (OpenAI, 2023b), and even led to reports of surpassing human-level performance on various tasks.

Surprisingly, contrary to the confidence instilled by high-performance metrics on established benchmarks, these models are surprisingly brittle when subjected to simple permutations in the answer choices, i.e., randomly changing the option positions. In this paper, we show that even a simple permutation of the answer sets, as illustrated in Figure 1, can lead to a dramatic decline in accuracy for both LLMs and VLLMs in a wide range of MCQA datasets, sometimes even below the random chance levels. For instance, Llama2-13B (Touvron et al., 2023a) experiences a 33.89% degradation in accuracy on the MMLU dataset (Hendrycks et al., 2020) following random permutation of option positions, with results falling below the random chance. A wide variety of popular LLMs and VLLMs, suffer significantly from this vulnerability, as summarised in Figure 2.

Furthermore, our investigations reveal an even more disconcerting aspect: the vulnerability to permutations persists in LLMs and VLLMs even when multiple distractor options are deliberately removed from the answer sets. Intuitively, one expects that by eliminating incorrect choices, the task should become simpler due to increasing chance performance,

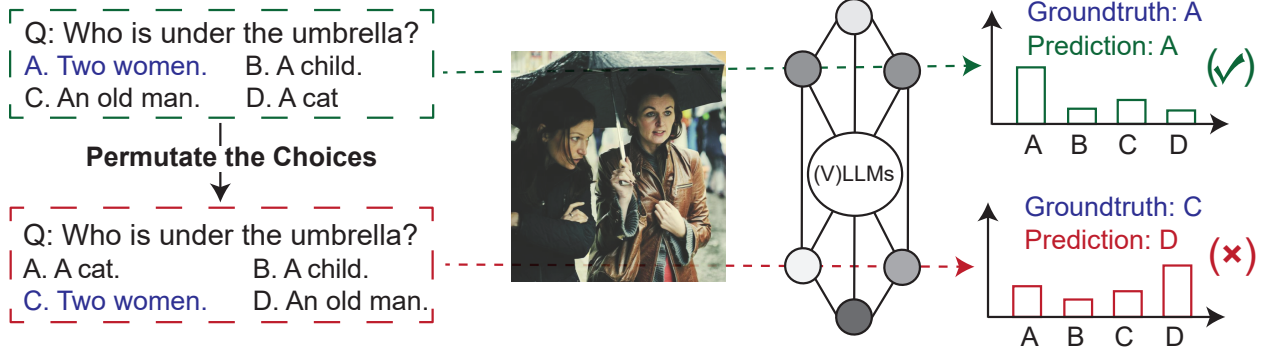


Figure 1: Schematic Illustration of a MCQA permutation attack.

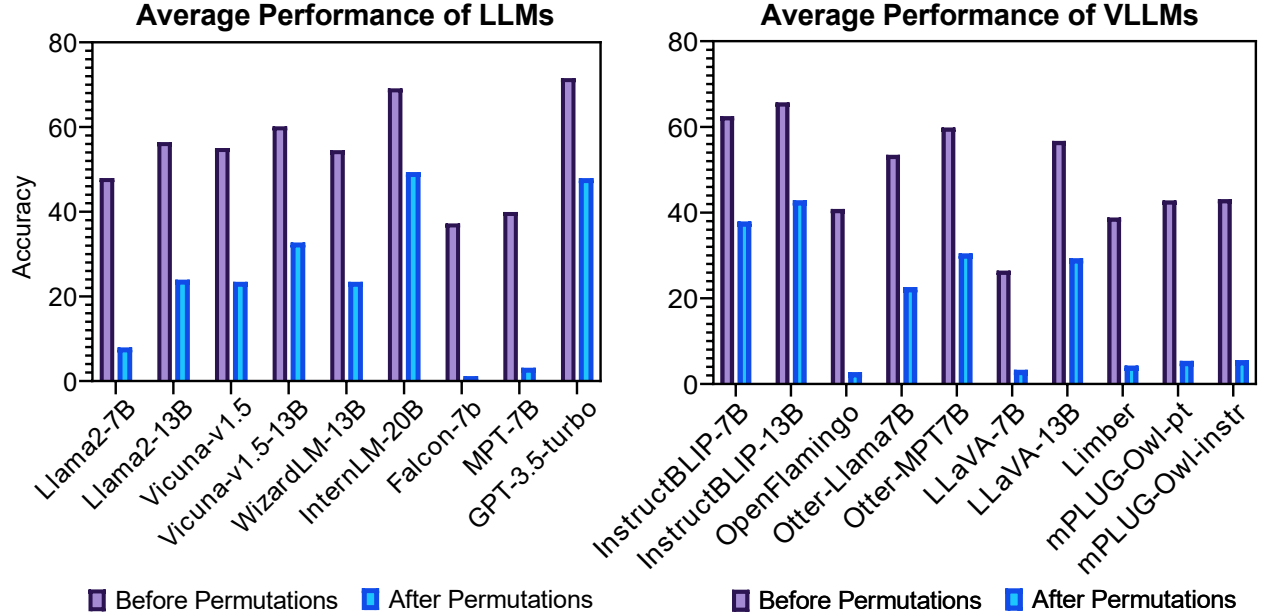


Figure 2: Summary of MCQA adversarial attack results for both LLMs and VLLMs. The values are average accuracy across all benchmarking datasets.

thereby enhancing the models’ performance. However, our empirical findings contradict this notion. Even with a reduced number of distractors, the performance of both LLMs and VLLMs remains susceptible to degradation, affirming the deeply ingrained nature of this vulnerability.

To further investigate the source of the brittleness, we demonstrate through our adversarial attack that it is not merely a selection bias towards/against certain positions, such as moving correct answers to a fixed position that a given model is biased against picking. While positional factors may moderately influence model performance, they do not explain the strength of our adversarial attack results, suggesting a more systemic issue that extends beyond simple position bias.

This issue should be of intrinsic concern to those seeking to understand and design trustworthy and reliable LLMs and VLLMs, or emulate human capabilities. However, one might speculate that the issue could be mitigated in practice through the engineering solution of majority voting across different permutations or by employing calibration strategies as suggested in previous work (Zhao et al., 2021). However, our findings indicate that while majority voting may offer some degree of improvement, the resulting performance still lags behind the original metrics, despite incurring a $k! \times$ computational cost of the original inference time. Additionally, calibration techniques such as calibrate-before-use (Zhao et al., 2021) fail to alleviate this problem effectively.

In summary, our research unveils a glaring yet often overlooked vulnerability in large language models and vision-language models, specifically within the domain of multiple-choice question answering (MCQA). Despite their impressive metrics on well-established benchmarks, these models reveal a disconcerting fragility when faced with

simple manipulations such as option permutations. Existing mitigation strategies fall short of effectively resolving this issue. Our observations not only raise pivotal questions about the models’ robustness but also accentuate the necessity for heightened scrutiny in assessing their MCQA capabilities. We argue that stakeholders should be vigilant in relying on such models until these vulnerabilities are adequately addressed.

2 Simple Adversarial Attack Breaks LLMs and VLLMs

In this section, we analyse the brittleness of a broad array of large language models and vision-language models to random adversarial attacks in MCQA. By simply shuffling answer choices, we find that these models fail to maintain their performance, revealing a critical vulnerability.

2.1 Experiment Setup

In an ideal scenario, robust models should offer consistent predictions that are *invariant* to permutations that have no semantic influence on the question being posed. To test this, we simply iterate through the possible permutations of MCQ options. A robust model should be correct in every case. While there are $k!$ possible combinations in total, we cease permutation once the model produces an incorrect prediction (succumbs to the permutation attack), which usually requires far less than $k!$ attempts¹.

Formally, Given a question q and an answer list $A = \{a_1, a_2, \dots, a_k\}$, the permutation adversarial attack can be described by the Equation 1. We maximize the loss function (\mathcal{L}) with respect to all possible permutations (Π) of the answer list. Here, $\text{prompt}(q, A)$ prompts the model with the given query and answer list, and the model’s response is then evaluated by the loss.

$$\begin{aligned} \text{Maximize: } & \mathcal{L}(\text{prompt}(q, A^*)) \\ \text{s.t. } & A^* \in \Pi(A) \end{aligned} \quad (1)$$

Table 1: Statistics of the language datasets evaluated.

	MMLU	ARC-c	BoolQ	SocialiQA	MedMCQ
# of choices	4	4	2	3	4
# QA pairs	14079	1165	3270	1954	2816
Task	Aggregated	Commonsense Reasoning	Reading Comprehension	Commonsense Reasoning	Out-of-domain

Models We evaluate a wide range of LLMs and VLLMs of diverse sizes, different pretrained backbones, and both auto-regressive pretrained and instruction-following fine-tuned models. Specifically, for LLMs, we have evaluated LLaMA-2 (7B/13B) (Touvron et al., 2023b), Vicuna (7B/13B) (Chiang et al., 2023), WizardLM-13B (Xu et al., 2023), InternLM-20B (Team, 2023a), Falcon-7B (Penedo et al. (2023), and MPT-7B (Team, 2023b). For VLLMs, InstructBLIP (Vicuna-based, 7B/13B) (Dai et al., 2023), Open-Flamingo (MPT-based, 9B) (Awadalla et al., 2023), Otter (Llama-based, MPT-based) (Li et al., 2023a), LLaVA (7B/13B) (Liu et al., 2023a), Limber (7B) (Merullo et al., 2023), and mPLUG-Owl (pretraining, instruction) (Ye et al., 2023) are used for evaluation.

Datasets We utilize a diverse array of language and vision-language MCQA datasets for comprehensive evaluation. These datasets cover multiple domains and require different aspects of the models to give correct answers, ensuring our findings are generalizable. Specifically, for LLMs, we utilize MMLU (Hendrycks et al., 2020), ARC challenge (ARC-c) (Clark et al., 2018), BoolQ (Clark et al., 2019), SocialiQA (Sap et al., 2019), and MedMCQA (Pal et al.). For VLLMs, we use ScienceQA (Lu et al., 2022), A-OKVQA (Schwenk et al., 2022), MMBench (Liu et al., 2023c),

Table 2: Statistics of the vision-language datasets evaluated.

	# of choices	# QA pairs
ScienceQA	2,3,4,5	2021
A-OKVQA	4	1145
MMBench	4	4377
SEED-Bench	4	14233

¹Since typical MCQA benchmarks use $k = 4$, the brute force algorithm is cheaper than a gradient-based solution. But gradient-based solutions could be used if the attack needs to scale to substantially larger k .

Table 3: Performance comparisons of LLMs before and after adversarial attack. Numbers in each represent original accuracy, accuracy after adversarial attack, and relative performance drop. Red shading indicates experiments where the permutation attack reduced performance below the chance level. All models suffer substantially with most experiments leading to below chance performance.

Method	MMLU	ARC-c	BoolQ	SocialiQA	MedMCQA
Llama2-7B	40.91/ 6.17 (34.74 ↓)	47.04/ 7.98 (39.06 ↓)	61.79/ 8.23 (53.56 ↓)	52.00/15.71 (36.29 ↓)	37.96/ 1.60 (36.36 ↓)
Llama2-13B	52.22/18.33 (33.89 ↓)	61.80/21.63 (40.17 ↓)	67.16/38.29 (28.87 ↓)	61.21/34.14 (27.07 ↓)	39.78/ 7.35 (32.43 ↓)
Vicuna-v1.5	48.57/18.09 (30.48 ↓)	58.37/23.43 (34.94 ↓)	64.04/29.60 (34.44 ↓)	64.99/38.33 (26.66 ↓)	39.28/ 7.67 (31.61 ↓)
Vicuna-v1.5-13B	54.68/26.27 (28.41 ↓)	69.27/38.80 (30.47 ↓)	68.96/42.14 (26.82 ↓)	66.07/44.42 (21.65 ↓)	41.80/11.90 (29.90 ↓)
WizardLM-13B	48.60/15.87 (32.73 ↓)	58.20/21.12 (37.08 ↓)	67.49/42.11 (25.38 ↓)	63.46/31.78 (31.68 ↓)	34.87/ 6.32 (28.55 ↓)
InternLM-20B	59.14/29.52 (29.62 ↓)	78.28/54.42 (23.86 ↓)	85.20/82.91 (2.29 ↓)	79.48/65.97 (13.51 ↓)	43.61/13.92 (29.69 ↓)
Falcon-7b	31.66/ 2.49 (29.17 ↓)	34.74/ 0.09 (34.65 ↓)	55.35/ 2.66 (52.69 ↓)	36.29/ 0.55 (35.74 ↓)	28.12/ 0.07 (28.05 ↓)
MPT-7B	35.60/ 3.52 (32.08 ↓)	37.76/ 1.06 (36.70 ↓)	58.46/ 7.03 (51.43 ↓)	41.61/ 2.53 (39.08 ↓)	26.31/ 1.60 (24.71 ↓)
GPT-3.5-turbo	64.81/40.39 (24.42 ↓)	82.23/61.55 (20.68 ↓)	87.92/81.35 (6.57 ↓)	70.62/56.29 (14.33 ↓)	52.22/32.07 (20.15 ↓)
Random Chance	25.0	25.0	50.0	33.33	25.0

and SEED-Bench (Li et al., 2023b). We use the questions in ScienceQA that have corresponding images, the MCQA subsets of MMBench, and the image-based MCQAs in SEED-Bench.

Evaluations We use accuracy as our primary metric. During testing, we prompt the model to generate the possible option symbols (e.g., A to D) and extract the probability assigned to each choice in the first position. The option with the highest probability is then selected as the model’s answer for that specific question. For both LLMs and VLLMs, we use greedy decoding and set the temperature to 1.

2.2 Results

We present the main results in Table 3 and 4 for language and vision-language models respectively.

Language Models In our experiments, large language models manifested a significant susceptibility to adversarial permutations, a finding consistent across various MCQA benchmarks. Our evaluation extended beyond the typical four-option MCQA datasets to include more diverse formats like the two-option BoolQ (Clark et al., 2019) and the three-option SocialiQA (Sap et al., 2019) that are naturally more resilient to the permutations. Intriguingly, the presence of only one or two distractor options did not mitigate the model’s vulnerability to permutations. For instance, Llama2-7B’s accuracy on BoolQ plummeted from 61.79% to a mere 8.23%, a performance even worse than random chance. Moreover, out of 45 experiments conducted with large language models, only six non-GPT-3.5-turbo models managed to perform better than random chance. And all of them, including GPT-3.5-turbo, suffer from significant performance decreases.

Vision-Language Models In the vision-language model evaluations, the susceptibility to adversarial permutations is also severe. Despite the presence of visual context, which may intuitively add a layer of resilience, the VLLMs were not spared from the adverse effects of our permutation attacks. For datasets other than ScienceQA, which has varying numbers of options, 36.66% of the models fell below random chance performance after the adversarial attack. While InstructBLIP (Dai et al., 2023) shows relatively strong robustness to the adversarial attack, all of the models experienced significant accuracy drops ranging from 20% to 40%.

Further Observations We note that within the same model family but with varying parameter sizes (e.g., InstructBLIP-7B v.s. InstructBLIP-13B), scaling up generally enhances both the baseline performance and resilience to adversarial attacks with relatively smaller declines in accuracy. We can also observe that models have different success rates over random chance in different datasets. For example, all of the LLMs failed the adversarial attack on MedMCQA dataset except GPT-3.5-turbo, which is also only slightly above the random chance. It shows the challenges of LLMs to generalize to out-of-domain data, and suggests caution about their use in unconstrained practical scenarios.

3 Answer Set Pruning

In this section, we examine the impact of a stricter test condition on MCQA, specifically by reducing the number of distractor options, while obviously retaining the true answer. This is expected to both improve baseline performance by increasing the random chance level, but also we expected it to reduce vulnerability to adversarial permutation by

Table 4: Performance comparisons of VLLMs before and after adversarial attack. Numbers in each cell represent original accuracy, accuracy after adversarial attack, and relative performance drop. Red shading indicates performance below the chance level after the permutation attack. All models suffer substantially with most experiments leading to below chance performance.

Method	ScienceQA	A-OKVQA	SEED-Bench	MMBench
InstructBLIP-7B	59.46/33.31 (26.15 ↓)	74.06/51.62 (22.44 ↓)	51.61/25.68 (25.93 ↓)	64.91/41.01 (23.90 ↓)
InstructBLIP-13B	64.15/41.84 (22.31 ↓)	77.90/55.38 (22.52 ↓)	53.65/28.79 (24.86 ↓)	67.12/45.49 (21.63 ↓)
OpenFlamingo	39.43/1.37 (38.06 ↓)	46.90/3.58 (43.32 ↓)	37.99/0.87 (37.12 ↓)	38.99/5.18 (33.81 ↓)
Otter-Llama7B	59.92/32.54 (27.38 ↓)	57.99/28.30 (29.69 ↓)	40.77/9.91 (30.86 ↓)	55.24/19.67 (35.57 ↓)
Otter-MPT7B	63.11/31.38 (31.73 ↓)	68.21/43.19 (25.02 ↓)	46.76/10.82 (35.94 ↓)	61.31/36.46 (24.85 ↓)
LLaVA-7B	45.20/2.28 (42.92 ↓)	52.91/ 0.09 (52.82 ↓)	38.36/5.67 (43.03 ↓)	46.03/5.07 (40.96 ↓)
LLaVA-13B	60.63/46.53 (14.10 ↓)	63.14/25.85 (37.29 ↓)	44.00/13.68 (30.32 ↓)	59.13/31.30 (27.83 ↓)
Limber	49.33/14.03 (35.30 ↓)	39.57/1.22 (38.35 ↓)	31.50/0.26 (31.24 ↓)	34.93/1.62 (33.31 ↓)
mPLUG-Owl-pt	53.24/10.20 (43.04 ↓)	39.91/1.83 (38.08 ↓)	35.57/0.91 (34.66 ↓)	42.57/8.54 (34.03 ↓)
mPLUG-Owl-instr	54.87/11.43 (43.44 ↓)	37.12/2.01 (35.11 ↓)	36.74/2.72 (34.02 ↓)	43.74/6.12 (37.62 ↓)
Random Chance	Min 20.0	25.0	25.0	25.0

Table 5: Performance of LLMs on the MMLU dataset under answer set pruning. Numbers in each cell represent original accuracy, accuracy after adversarial attack, and relative performance drop. Baseline performance improve as the number of distractors is reduced, but performance is reduced below chance after adversarial permutation.

Method	4 Choices	3 Choices	2 Choices
Llama2-7B	40.91	48.75/ 8.67 (39.08↓)	63.33/20.26 (43.07↓)
Llama2-13B	52.22	70.77/22.85 (47.92↓)	71.13/31.85 (39.28↓)
Vicuna-v1.5-7B	48.57	56.65/30.60 (26.97↓)	68.81/32.60 (36.21↓)
Vicuna-v1.5-13B	54.68	61.75/29.02 (32.66↓)	72.97/28.06 (44.91↓)
WizardLM-13B	48.60	56.57/17.74 (38.83↓)	69.09/28.96 (40.13↓)
InternLM-20B	59.14	65.25/30.48 (34.67↓)	76.09/43.51 (32.58↓)
Falcon-7b	31.66	52.88/ 5.92 (46.96↓)	58.31/11.41 (46.90↓)
MPT-7B	35.60	53.31/ 6.27 (47.03↓)	58.31/15.44 (42.87↓)
Random Chance	25.0	33.33	50.0

substantially reducing the degrees of freedom that the permutation attack can explore. However, we found that models remain highly susceptible to even the few permutations available in the reduced set of options.

Experiment Setup Specifically, we constrain the answer set by reducing the number of total choices from four to either three or two, inclusive of the ground-truth answer. We then compare the performance metrics between these pruned sets in both permuted and non-permuted conditions to assess the relative susceptibility of the models.

Results We present the results of answer set pruning of MMLU datasets in Table 5 and other datasets in the appendix. As can be seen from Table 5, reducing the number of options increases the base prediction accuracy as expected, but performing adversarial permutation on the reduced answer set still dramatically reduces the accuracy even in the 2-option cases. In most cases, the performance is below the chance level given the number of options. This means that, surprisingly, even in the simplest case of a binary choice, models are not robust to whether the true answer is presented as the first or second option.

Table 6: Comparison of positional bias and our adversarial permutation attack on MMLU dataset. While position bias exists, its impact is moderate. In contrast, our adversarial method severely degrades performance, usually below random chance level.

Method	Original	A	B	C	D	Adversarial Permutation
Llama2-7B	40.91	60.02	37.28	30.69	35.43	6.17
Llama2-13B	52.22	36.15	58.69	59.08	54.91	18.33
Vicuna-7B	48.57	49.83	63.22	45.46	37.85	18.09
Vicuna-13B	54.68	47.33	70.00	51.73	52.04	26.27
WizardLM-13B	48.60	34.75	56.38	45.86	57.56	15.87
InternLM-20B	59.14	51.05	68.75	53.47	62.35	29.52
Falcon-7B	31.66	70.86	3.77	10.52	14.85	2.49
MPT-7B	35.60	0.82	75.35	34.72	2.03	3.52

4 Further Analysis

4.1 Position Bias

A concurrent study to ours argued for the existence of *position bias* in language model MCQA (Zheng et al., 2023a). For example, in an A/B/C/D MCQ situation, a given model might have a predisposition to selecting a particular option such as “C” and an aversion to selecting some other option such as “A”, irrespective of the correctness of the answer associated with each label. Position bias could potentially explain adversarial permutation vulnerability if a model is so averse to selecting a particular option, that rotating the true answer into that slot would reliably cause it to fail.

To analyse whether position bias can explain our results, we compare our adversarial permutation results to the performance of each LLM under position bias analysis – always rotating the correct answer to a specific slot (A/B/C/D) in the answer list.

From the results in Table 6, we do see the position bias effect remarked upon by Zheng et al. (2023a). The models tested exhibit varying degrees of position bias, as results fluctuate with respect to original performance (left column). For example Vicuna suffers limited position bias, while Falcon-7B is highly position biased. Falcon-7B’s baseline accuracy of 31% rises to 70.9% when the true answer is placed in slot A – indicating a strong preference for choosing A; but drops to 3.7% when the true answer is placed in slot B, indicating a strong aversion to selecting B.

Comparing the observed position bias to the impact of our adversarial permutation, we can see that our adversarial permutation has a much stronger effect. The results after permutation (right column) are substantially worse than the position bias results. For example, Llama2 performs above chance level for answers in every possible position (A/B/C/D), but is reduced to below chance by our adversarial permutation. Thus we conclude that *the impact of our adversarial permutation is not explainable by position bias*. Evidently, models apparently rely on the relationships between choices, including the distractors, which the adversarial permutation manipulates to fool them. I.e., it is not just the true answer, and the location of the true answer (position bias), but also the pattern of the distractor answers around the true answer (as explored by adversarial permutations) that determine model success or failure. This reveals a complex and concerning form of vulnerability.

4.2 Majority Voting and Contextual Calibration

The previous analysis of adversarial permutation vulnerability should be concerning to stakeholders interested in trustworthy and reliable AI, and suggests a new focus for researchers in developing models with improved intrinsic permutation robustness. Nevertheless, one might ask whether there are any post-hoc engineering fixes that could alleviate this issue in practice for existing models. To this end, we explore two post-hoc strategies that have previously proven effective in improving model performance, namely, majority voting (Wang et al., 2023) and majority voting and contextual calibration (Zhao et al., 2021), and ask whether they can alleviate adversarial permutation vulnerability.

Setup Majority voting (Wang et al., 2023) has been shown highly successful in self-ensembling over stochastic predictions. In our context, we apply it by obtaining the predictions for all possible permutations and then selecting the most frequent prediction. If most permutations lead to a correct prediction and there are only one or two pathological

Table 7: Impact of majority vote and contextual calibration defenses against the permutation attack on the MMLU dataset. Contextual calibration fails completely. Majority vote ameliorates the attack, but does not completely restore performance. Red shading indicates below-chance results.

Method	Original	Adversarial Attack	Majority Vote	Contextual Calibration
Llama2-7B	40.91	6.17 (34.74 ↓)	33.64 (7.27 ↓)	5.24 (35.67 ↓)
Llama2-13B	52.22	18.33 (33.89 ↓)	48.53 (3.69 ↓)	20.02 (32.20 ↓)
Vicuna-v1.5-7B	48.57	18.09 (30.48 ↓)	44.10 (4.47 ↓)	11.33 (37.24 ↓)
Vicuna-v1.5-13B	54.68	26.27 (28.41 ↓)	52.03 (2.65 ↓)	18.10 (36.58 ↓)
WizardLM-13B	48.60	15.87 (32.73 ↓)	30.17 (18.43 ↓)	8.23 (40.37 ↓)
InternLM-20B	59.14	29.52 (29.62 ↓)	60.33 (1.19 ↑)	28.94 (30.20 ↓)
Falcon-7b	31.66	2.49 (29.17 ↓)	4.38 (27.28 ↓)	3.59 (28.07 ↓)
MPT-7B	35.60	3.52 (32.08 ↓)	13.80 (21.80 ↓)	6.24 (29.36 ↓)

permutations that lead to an incorrect prediction, then majority voting should provide complete robustness to adversarial permutation. Contextual calibration (Zhao et al., 2021) is designed to mitigate the prior bias introduced from the in-context examples by estimating the model’s bias toward each answer with a “content-free” query and fitting a calibration parameter. Here we consider the input question and options as the language prior bias. We first feed the model with content-free options (e.g., “N/A”) as the content-free input, and then calibrate the real prediction based on the calibration parameters calculated from the content-free input.

Results From the results in Table 7 we can see that neither defense proved effective at restoring the original performance levels. The majority voting certainly ameliorated the permutation attack as expected, but still fell short of the baseline accuracy. This is despite it being a highly impractical defense due to imposing a $k!$ -fold increase in inference cost. Contextual calibration, on the other hand, completely failed to make a meaningful impact on mitigating the adversarial attack. This re-confirms that the position bias is not the primary reason for models’ permutation vulnerability.

4.3 Analysis on Permutation Distribution

While our main focus has been on the permutation-robustness of LLMs and VLMs, we can also ask about the distribution of responses as a function of permutation. For example, is there only one specific pathological permutation among all $k!$ options, or are there many mistake-inducing permutations? To analyse this we report in Figure 3 a histogram over the questions in ARC-challenge where each bin represents the number of questions where the specified proportion of permutations led to the correct answer. For example, we see that Vicuna-13B has a large number of questions that succeed for almost all permutations, while several models have a substantial batch of questions that are only correctly answered for around 30% of the potential permutations. Interestingly, most models have a substantial minority of questions that are only correctly answered for a small fraction of the permutations (leftmost bin).

4.4 Qualitative Results

To illustrate the permutation attack, we present qualitative results for both LLMs in Table 8 and VLLMs in Figure 4.

Language Models In Table 8, we showcase an MCQA example from the ARC-challenge dataset (Clark et al., 2018), with the original answer order alongside two permutations. The ground-truth answer is underlined in each configuration. We use Llama-13B for this experiment. The model gives the correct prediction for the original option order. For permutation 1, if we only swap the position of options C and D, i.e., moving the ground-truth position to C, the model can still successfully give the prediction. However, for permutation 2, even if we do not move the ground-truth answer but only swap option A and B, the model incorrectly predicts A as the answer. This qualitative example underscores that the model’s vulnerability extends beyond mere positional bias and even minor changes in option ordering can result in completely different predictions.

Vision-Language Models In Figure 4, we present a visual MCQA example from the ScienceQA dataset using Otter-Llama model. In this example, we simply move the ground truth “Asia” from option A to option C. However, the

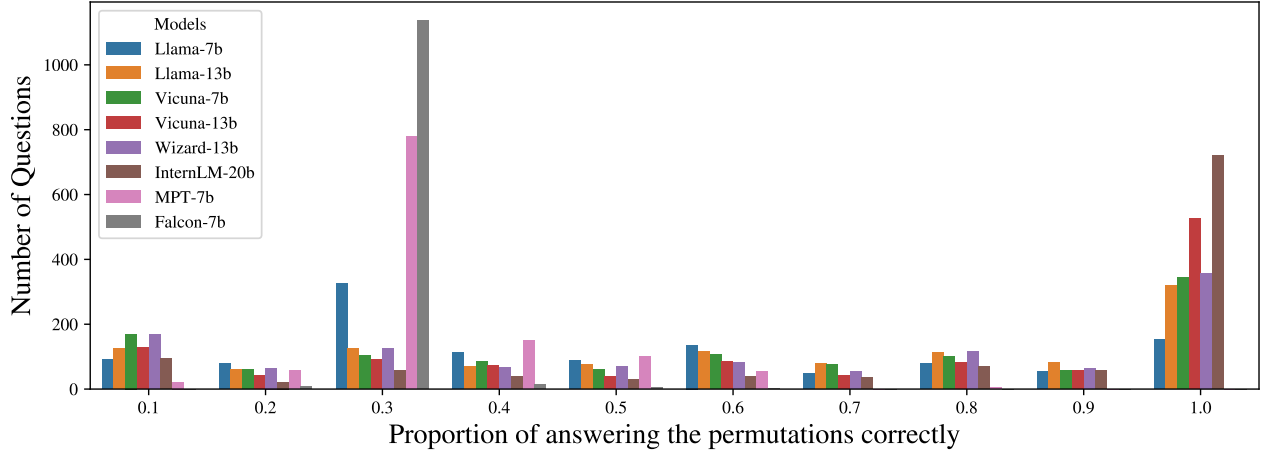


Figure 3: Analysis on permutation distribution. The histogram shows the number of questions for which the corresponding proportion of permutations lead to the correct answer (ideal is a full bar at the 100% bin, indicating that all permutations are correctly answered for all questions). The distribution of bins suggests that many questions have multiple adversarial permutations.

Table 8: Qualitative results of permutations of answer options and the corresponding model (Llama2-7B) predictions. The example is selected from the ARC-challenge dataset.

Question: A physicist wants to determine the speed a car must reach to jump over a ramp. The physicist conducts three trials. In trials two and three, the speed of the car is increased by 20 miles per hour. What is the physicist investigating when he changes the speed?	
True Answer: the independent (manipulated) variable.	
Original Answer Set: A. the control B. the hypothesis statement C. the dependent (responding) variable <u>D. the independent (manipulated) variable.</u>	
Model Prediction: <u>D.</u>	
Permutation 1: A. the control B. the hypothesis statement <u>C. the independent (manipulated) variable</u> D. the dependent (responding) variable	
Model Prediction: <u>C.</u>	
Permutation 2: A. the hypothesis statement B. the control C. the dependent (responding) variable <u>D. the independent (manipulated) variable.</u>	
Model Prediction: <u>A.</u>	

model still predicts the answer to be A and shows strong confidence in terms of the token probabilities (right part of the figure). This might show the model’s preference for the first option as a recency bias.

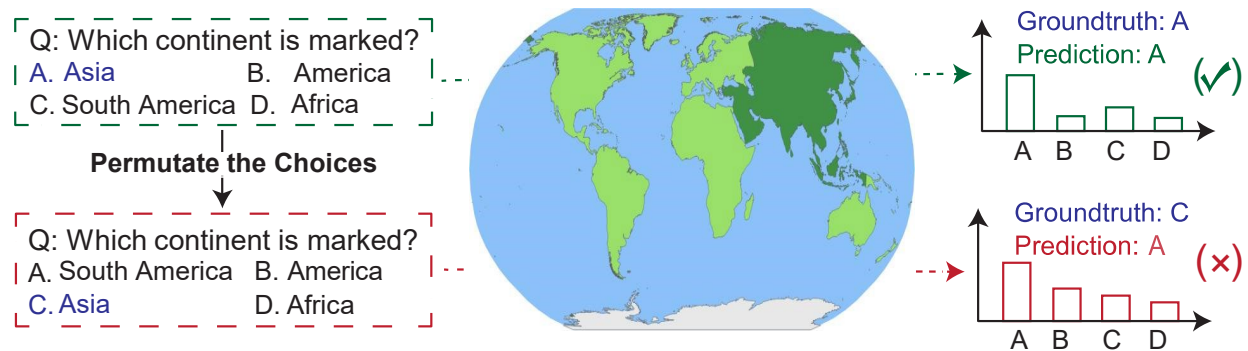


Figure 4: Qualitative results of permutations of answer options and the corresponding model (Otter-Llama) predictions. The example is selected from the ScienceQA dataset.

5 Related Work

Large Language Models and Vision-Language Models. In recent years, the natural language processing community has seen astonishing progress in large language models (LLMs) with billions of trained parameters, such as GPT-3 (Brown et al., 2020) and Llama (Touvron et al., 2023a;b), and become more intelligent after instruction-following fine-tuning (Ouyang et al., 2022; Zheng et al., 2023b). With the strong capabilities of LLMs, there is a growing interest in grounding vision with LLMs to enable the models to perceive multimodal information (Yin et al., 2023; Zong et al., 2023; Li et al., 2023c), usually by utilizing pretrained language and vision encoders with trainable alignment modules to connect them. Such models have shown strong capabilities across a diverse range of language tasks including multimodal generation, question-answering, dialogue, and more.

Multiple-Choice Question Answering (MCQA). Multiple-Choice Question Answering (MCQA) requires selecting the correct option from a set of choices and is prevalent in numerous real-world applications, making it a key performance metric for both LLMs and VLLMs. Various benchmarks such as MMLU (Hendrycks et al., 2020), AGI-Eval (Zhong et al., 2023), MedMCQA (Pal et al.), and SocialIQA (Sap et al., 2019) have been designed to assess MCQA proficiency across different domains. Different prompting approaches have been considered for MCQA with multiple-choice prompting being the currently recommended state-of-the-art (Robinson and Wingate, 2023). On these benchmarks, LLMs and VLLMs frequently achieve, or even surpass, human-level accuracy (Anil et al., 2023; OpenAI, 2023b), suggesting a high degree of reliability and robustness. However, we cast doubt on this presumed robustness, exposing the underlying fragility of these models in MCQA scenarios.

Robustness of LLMs and VLLMs. Despite their impressive capabilities, concerns remain about the robustness and reliability of LLMs and VLLMs (Liu et al., 2023b). Previous studies have revealed the sensitivity of LLMs to various factors including prompt (Zhu et al., 2023), in-context examples (Liu et al., 2021; Zhao et al., 2021), irrelevant context (Shi et al., 2023), etc. Despite its significance, the robustness of MCQA has been relatively unexamined, particularly for VLLMs. Our research addresses this gap by scrutinizing a specific, yet pervasive, vulnerability to answer choice permutations in MCQA across both model types. Concurrent work (Zheng et al., 2023a) discusses position-bias in MCQA. Our results show that adversarial permutation vulnerability is a much deeper problem than position bias.

6 Discussion

In this paper, we present a comprehensive empirical analysis that unveils a critical but often overlooked vulnerability in both large language models (LLMs) and large vision-language models (VLLMs) in the context of multiple-choice question answering (MCQA). Despite their seemingly robust performance on established MCQA benchmarks, these models are highly susceptible to simple manipulations like option permutations. Our findings raise concerns about the widespread practice of evaluating and deploying these models based on MCQA tasks, urging caution in interpreting high benchmark scores as evidence of robust capabilities.

We highlight the need for future work to develop training strategies and/or architectures that lead to intrinsic robustness to such adversarial attacks and develop parameter-efficient tuning approaches that can fine-tune or align existing pretrained LLMs and VLLMs to be invariant to permutations.

Acknowledgement

Yongshuo Zong was supported by the United Kingdom Research and Innovation (grant EP/S02431X/1), UKRI Centre for Doctoral Training in Biomedical AI at the University of Edinburgh, School of Informatics. For the purpose of open access, the author has applied a creative commons attribution (CC BY) licence to any author accepted manuscript version arising.

References

- Jean-Baptiste Alayrac, Jeff Donahue, Pauline Luc, Antoine Miech, Iain Barr, Yana Hasson, Karel Lenc, Arthur Mensch, Katherine Millican, Malcolm Reynolds, et al. Flamingo: a visual language model for few-shot learning. *NeurIPS*, 2022.
- Rohan Anil, Andrew M Dai, Orhan Firat, Melvin Johnson, Dmitry Lepikhin, Alexandre Passos, Siamak Shakeri, Emanuel Taropa, Paige Bailey, Zhifeng Chen, et al. Palm 2 technical report. *arXiv preprint arXiv:2305.10403*, 2023.

- Anas Awadalla, Irena Gao, Josh Gardner, Jack Hessel, Yusuf Hanafy, Wanrong Zhu, Kalyani Marathe, Yonatan Bitton, Samir Gadre, Shiori Sagawa, Jenia Jitsev, Simon Kornblith, Pang Wei Koh, Gabriel Ilharco, Mitchell Wortsman, and Ludwig Schmidt. Openflamingo: An open-source framework for training large autoregressive vision-language models. *arXiv preprint arXiv:2308.01390*, 2023.
- Tom Brown, Benjamin Mann, Nick Ryder, Melanie Subbiah, Jared D Kaplan, Prafulla Dhariwal, Arvind Neelakantan, Pranav Shyam, Girish Sastry, Amanda Askell, et al. Language models are few-shot learners. *NeurIPS*, 2020.
- Wei-Lin Chiang, Zhuohan Li, Zi Lin, Ying Sheng, Zhanghao Wu, Hao Zhang, Lianmin Zheng, Siyuan Zhuang, Yonghao Zhuang, Joseph E Gonzalez, et al. Vicuna: An open-source chatbot impressing gpt-4 with 90%* chatgpt quality. See <https://vicuna.lmsys.org> (accessed 14 April 2023), 2023.
- Christopher Clark, Kenton Lee, Ming-Wei Chang, Tom Kwiatkowski, Michael Collins, and Kristina Toutanova. BoolQ: Exploring the surprising difficulty of natural yes/no questions. In *NAACL*, 2019.
- Peter Clark, Isaac Cowhey, Oren Etzioni, Tushar Khot, Ashish Sabharwal, Carissa Schoenick, and Oyvind Tafjord. Think you have solved question answering? try arc, the ai2 reasoning challenge. *arXiv preprint arXiv:1803.05457*, 2018.
- Wenliang Dai, Junnan Li, Dongxu Li, Anthony Meng Huat Tiong, Junqi Zhao, Weisheng Wang, Boyang Li, Pascale Fung, and Steven Hoi. Instructblip: Towards general-purpose vision-language models with instruction tuning. In *NeurIPS*, 2023.
- Dan Hendrycks, Collin Burns, Steven Basart, Andy Zou, Mantas Mazeika, Dawn Song, and Jacob Steinhardt. Measuring massive multitask language understanding. *arXiv preprint arXiv:2009.03300*, 2020.
- Bo Li, Yuanhan Zhang, Liangyu Chen, Jinghao Wang, Jingkang Yang, and Ziwei Liu. Otter: A multi-modal model with in-context instruction tuning. *arXiv preprint arXiv:2305.03726*, 2023a.
- Bohao Li, Rui Wang, Guangzhi Wang, Yuying Ge, Yixiao Ge, and Ying Shan. Seed-bench: Benchmarking multimodal llms with generative comprehension. *arXiv preprint arXiv:2307.16125*, 2023b.
- Junnan Li, Dongxu Li, Silvio Savarese, and Steven Hoi. Blip-2: Bootstrapping language-image pre-training with frozen image encoders and large language models. *ICML*, 2023c.
- Percy Liang, Rishi Bommasani, Tony Lee, Dimitris Tsipras, Dilara Soylu, Michihiro Yasunaga, Yian Zhang, Deepak Narayanan, Yuhuai Wu, Ananya Kumar, et al. Holistic evaluation of language models. *arXiv preprint arXiv:2211.09110*, 2022.
- Haotian Liu, Chunyuan Li, Qingyang Wu, and Yong Jae Lee. Visual instruction tuning. *arXiv:2304.08485*, 2023a.
- Jiachang Liu, Dinghan Shen, Yizhe Zhang, Bill Dolan, Lawrence Carin, and Weizhu Chen. What makes good in-context examples for gpt-3? *arXiv preprint arXiv:2101.06804*, 2021.
- Yang Liu, Yuanshun Yao, Jean-Francois Ton, Xiaoying Zhang, Ruocheng Guo Hao Cheng, Yegor Klochkov, Muhammad Faaiz Taufiq, and Hang Li. Trustworthy llms: a survey and guideline for evaluating large language models’ alignment. *arXiv preprint arXiv:2308.05374*, 2023b.
- Yuan Liu, Haodong Duan, Yuanhan Zhang, Bo Li, Songyang Zhang, Wangbo Zhao, Yike Yuan, Jiaqi Wang, Conghui He, Ziwei Liu, et al. Mmbench: Is your multi-modal model an all-around player? *arXiv preprint arXiv:2307.06281*, 2023c.
- Pan Lu, Swaroop Mishra, Tanglin Xia, Liang Qiu, Kai-Wei Chang, Song-Chun Zhu, Oyvind Tafjord, Peter Clark, and Ashwin Kalyan. Learn to explain: Multimodal reasoning via thought chains for science question answering. *Advances in Neural Information Processing Systems*, 35:2507–2521, 2022.
- Jack Merullo, Louis Castricato, Carsten Eickhoff, and Ellie Pavlick. Linearly mapping from image to text space. *ICLR*, 2023.
- OpenAI. Introducing chatgpt. <https://openai.com/blog/chatgpt>, 2023a.
- R OpenAI. Gpt-4 technical report. *arXiv*, pages 2303–08774, 2023b.

- Long Ouyang, Jeffrey Wu, Xu Jiang, Diogo Almeida, Carroll Wainwright, Pamela Mishkin, Chong Zhang, Sandhini Agarwal, Katarina Slama, Alex Ray, et al. Training language models to follow instructions with human feedback. *Advances in Neural Information Processing Systems*, 2022.
- Ankit Pal, Logesh Kumar Umapathi, and Malaikannan Sankarasubbu. Medmcqa: A large-scale multi-subject multi-choice dataset for medical domain question answering. In *Conference on Health, Inference, and Learning*. PMLR.
- Guilherme Penedo, Quentin Malartic, Daniel Hesslow, Ruxandra Cojocaru, Alessandro Cappelli, Hamza Alobeidli, Baptiste Pannier, Ebtesam Almazrouei, and Julien Launay. The refinedweb dataset for falcon llm: outperforming curated corpora with web data, and web data only. *arXiv preprint arXiv:2306.01116*, 2023.
- Joshua Robinson and David Wingate. Leveraging large language models for multiple choice question answering. In *The Eleventh International Conference on Learning Representations*, 2023.
- Maarten Sap, Hannah Rashkin, Derek Chen, Ronan Le Bras, and Yejin Choi. Social IQa: Commonsense reasoning about social interactions. In *Proceedings of the 2019 Conference on Empirical Methods in Natural Language Processing and the 9th International Joint Conference on Natural Language Processing (EMNLP-IJCNLP)*, 2019.
- Dustin Schwenk, Apoorv Khandelwal, Christopher Clark, Kenneth Marino, and Roozbeh Mottaghi. A-okvqa: A benchmark for visual question answering using world knowledge. In *European Conference on Computer Vision*, pages 146–162. Springer, 2022.
- Freda Shi, Xinyun Chen, Kanishka Misra, Nathan Scales, David Dohan, Ed H Chi, Nathanael Schärli, and Denny Zhou. Large language models can be easily distracted by irrelevant context. In *International Conference on Machine Learning*, pages 31210–31227. PMLR, 2023.
- InternLM Team. Internlm: A multilingual language model with progressively enhanced capabilities. <https://github.com/InternLM/InternLM>, 2023a.
- MosaicML NLP Team. Introducing mpt-7b: A new standard for open-source, commercially usable llms, 2023b. URL www.mosaicml.com/blog/mpt-7b.
- Hugo Touvron, Thibaut Lavril, Gautier Izacard, Xavier Martinet, Marie-Anne Lachaux, Timothée Lacroix, Baptiste Rozière, Naman Goyal, Eric Hambro, Faisal Azhar, et al. Llama: Open and efficient foundation language models. *arXiv preprint arXiv:2302.13971*, 2023a.
- Hugo Touvron, Louis Martin, Kevin Stone, Peter Albert, Amjad Almahairi, Yasmine Babaei, Nikolay Bashlykov, Soumya Batra, Prajjwal Bhargava, Shruti Bhosale, et al. Llama 2: Open foundation and fine-tuned chat models. *arXiv preprint arXiv:2307.09288*, 2023b.
- Xuezhi Wang, Jason Wei, Dale Schuurmans, Quoc V Le, Ed H. Chi, Sharan Narang, Aakanksha Chowdhery, and Denny Zhou. Self-consistency improves chain of thought reasoning in language models. In *The Eleventh International Conference on Learning Representations*, 2023. URL <https://openreview.net/forum?id=1PL1NIMMrw>.
- Can Xu, Qingfeng Sun, Kai Zheng, Xiubo Geng, Pu Zhao, Jiazhan Feng, Chongyang Tao, and Daxin Jiang. Wizardlm: Empowering large language models to follow complex instructions. *arXiv preprint arXiv:2304.12244*, 2023.
- Qinghao Ye, Haiyang Xu, Guohai Xu, Jiabo Ye, Ming Yan, Yiyang Zhou, Junyang Wang, Anwen Hu, Pengcheng Shi, Yaya Shi, Chaoya Jiang, Chenliang Li, Yuanhong Xu, Hehong Chen, Junfeng Tian, Qian Qi, Ji Zhang, and Fei Huang. mplug-owl: Modularization empowers large language models with multimodality. *2304.14178*, 2023.
- Shukang Yin, Chaoyou Fu, Sirui Zhao, Ke Li, Xing Sun, Tong Xu, and Enhong Chen. A survey on multimodal large language models. *arXiv preprint arXiv:2306.13549*, 2023.
- Zihao Zhao, Eric Wallace, Shi Feng, Dan Klein, and Sameer Singh. Calibrate before use: Improving few-shot performance of language models. In *ICML*, 2021.
- Chujie Zheng, Hao Zhou, Fandong Meng, Jie Zhou, and Minlie Huang. On large language models’ selection bias in multi-choice questions. *arXiv preprint arXiv:2309.03882*, 2023a.
- Lianmin Zheng, Wei-Lin Chiang, Ying Sheng, Siyuan Zhuang, Zhanghao Wu, Yonghao Zhuang, Zi Lin, Zhuohan Li, Dacheng Li, Eric P Xing, Hao Zhang, Joseph E. Gonzalez, and Ion Stoica. Judging llm-as-a-judge with mt-bench and chatbot arena, 2023b.

Wanjun Zhong, Ruixiang Cui, Yiduo Guo, Yaobo Liang, Shuai Lu, Yanlin Wang, Amin Saied, Weizhu Chen, and Nan Duan. Agieval: A human-centric benchmark for evaluating foundation models. *arXiv preprint arXiv:2304.06364*, 2023.

Kaijie Zhu, Jindong Wang, Jiaheng Zhou, Zichen Wang, Hao Chen, Yidong Wang, Linyi Yang, Wei Ye, Neil Zhenqiang Gong, Yue Zhang, et al. Promptbench: Towards evaluating the robustness of large language models on adversarial prompts. *arXiv preprint arXiv:2306.04528*, 2023.

Yongshuo Zong, Oisin Mac Aodha, and Timothy Hospedales. Self-supervised multimodal learning: A survey. *arXiv*, 2023.

A Appendix

We present the additional results of the answer set pruning of all language and vision-language datasets in Table 9 to 14.

Table 9: Results of answer Set Pruning on ARC (challenge) Dataset.

Method	Original 4 Choices	3 Choices	2 Choices
Llama2-7B	47.04	52.13/25.67 (26.46↓)	69.44/27.04 (42.40↓)
Llama2-13B	61.80	68.07/27.55 (40.52↓)	77.08/39.57 (37.51↓)
Vicuna-v1.5-7B	58.37	68.07/29.70 (38.37↓)	78.11/42.66 (35.45↓)
Vicuna-v1.5-13B	69.27	74.85/42.32 (32.53↓)	83.18/56.14 (27.04↓)
WizardLM-13B	58.20	67.38/28.07 (39.31↓)	76.05/4.64 (71.41↓)
InternLM-20B	78.28	82.06/48.58 (33.48↓)	84.81/56.03 (28.78↓)
Falcon-7B	34.74	31.76/0 (31.76↓)	48.58/0.43 (48.15↓)
MPT-7B	37.76	40.43/12.15 (28.28↓)	50.47/0.09 (50.38↓)
Random Chance	25.0	33.33	50.0

Table 10: Results of answer set pruning on SocialiQA Dataset.

Method	Original 4 Choices	2 Choices
Llama2-7B	52.00	68.42/29.58 (38.84↓)
Llama2-13B	61.21	73.64/45.91 (27.73↓)
Vicuna-v1.5-7B	64.99	73.29/41.56 (31.73↓)
Vicuna-v1.5-13B	66.07	78.25/53.48 (24.77↓)
WizardLM-13B	79.48	69.75/30.91 (38.84↓)
InternLM-20B	36.29	86.8/72.82 (13.98↓)
Falcon-7B	41.61	55.83/0.85 (54.98↓)
MPT-7B	70.62	60.08/4.52 (55.56↓)
Random Chance	25.0	50.0

Table 11: Results of answer set Pruning on MedMCQ Dataset.

Method	Original 4 Choices	3 Choices	2 Choices
Llama2-7B	37.96	47.94/2.63 (45.31↓)	62.29/5.68 (56.61↓)
Llama2-13B	39.78	50.02/19.35 (30.67↓)	10.37/37.45 (-27.08↓)
Vicuna-v1.5-7B	39.28	46.27/10.55 (35.72↓)	59.62/22.13 (37.49↓)
Vicuna-v1.5-13B	41.80	50.33/24.72 (25.61↓)	61.23/28.70 (32.53↓)
WizardLM-13B	34.87	40.39/8.37 (32.02↓)	52.46/10.79 (41.67↓)
InternLM-20B	43.61	60.05/17.59 (42.46↓)	65.08/30.61 (34.47↓)
Falcon-7B	28.12	36.18/1.05 (35.13↓)	51.30/5.23 (46.07↓)
MPT-7B	26.31	38.33/3.07 (35.26↓)	53.50/9.71 (43.79↓)
Random Chance	25.0	33.33	50.0

Table 12: Results of answer set pruning on A-OKVQA dataset. Numbers in each cell represent original accuracy, accuracy after adversarial permutation attack, and relative performance drop.

Method	4 Choices	3 Choices	2 Choices
InstructBLIP7B	74.06	79.21/45.92 (33.29↓)	85.07/54.85 (30.22↓)
InstructBLIP13B	77.90	81.66/48.33 (33.33↓)	88.56/56.52 (32.04↓)
OpenFlamingo	46.90	54.18/4.88 (49.30↓)	66.90/5.09 (61.81↓)
Otter-Llama7B	57.99	64.98/33.10 (31.88↓)	75.02/39.74 (35.28↓)
Otter-MPT7B	68.21	76.16/46.11 (30.05↓)	81.48/51.44 (30.04↓)
Llava-7B	52.91	42.86/9.44 (33.42↓)	63.55/12.90 (50.65↓)
Llava-13B	63.14	71.09/33.37 (37.72↓)	76.24/41.22 (35.02↓)
Limber	39.91	49.69/4.54 (45.15↓)	65.68/18.08 (47.60↓)
mPLUG-Owl-pt	39.91	45.59/4.95 (40.64↓)	56.42/10.57 (45.85↓)
mPLUG-Owl-instr	37.12	47.86/5.15 (42.71↓)	58.92/16.77 (42.15↓)
Random Chance	25.0	33.33	50.0

Table 13: Results of answer set pruning on SEED-Bench dataset. Numbers in each cell represent original accuracy, accuracy after adversarial permutation attack, and relative performance drop.

Model	Original 4 Choices	3 Choices	2 Choices
InstructBLIP7B	51.61	59.83/38.12(21.71 ↓)	70.69/55.62(15.07 ↓)
InstructBLIP13B	53.65	61.22/42.97(18.25 ↓)	72.79/57.18(15.61 ↓)
OpenFlamingo	37.99	39.64/10.25(29.39 ↓)	55.31/28.35(26.96 ↓)
Otter-Llama7B	50.77	49.46/13.48(35.98 ↓)	63.57/18.86(44.71 ↓)
Otter-MPT7B	46.76	54.18/17.42(36.76 ↓)	66.43/28.35(38.08 ↓)
Llava-7B	38.36	43.30/6.11(37.19 ↓)	57.50/7.48(50.02 ↓)
Llava-13B	44.00	52.51/17.25(35.26 ↓)	63.37/25.24(38.13 ↓)
Limber	31.50	38.76/1.13(37.63 ↓)	55.58/0.06(55.52 ↓)
mPLUG-Owl-pt	35.57	42.08/1.79(40.29 ↓)	57.72/3.88(53.84 ↓)
mPLUG-Owl-instr	36.74	44.35/2.94(41.41 ↓)	56.61/7.53(49.08 ↓)
Random Chance	25.0	33.33	50.0

Table 14: Results of answer set pruning on MMBench dataset. Numbers in each represent original accuracy, accuracy after adversarial attack, and relative performance drop.

Method	Original 4 Choices	3 Choices	2 Choices
InstructBLIP7B	64.91	72.61/45.28(27.33 ↓)	79.62/51.15(28.47 ↓)
InstructBLIP13B	67.12	72.79/50.42(22.37 ↓)	81.27/57.30(23.97 ↓)
OpenFlamingo	38.99	46.58/3.81(42.77 ↓)	59.65/7.42(52.23 ↓)
Otter-Llama7B	55.24	61.73/25.11(36.62 ↓)	73.02/32.99(40.03 ↓)
Otter-MPT7B	61.31	66.71/28.53(38.18 ↓)	75.28/46.06(29.22 ↓)
Llava-7B	46.03	45.37/2.14(43.23 ↓)	59.42/3.66(55.76 ↓)
Llava-13B	59.13	65.20/35.66(29.54 ↓)	73.13/42.49(30.64 ↓)
Limber	34.93	44.23/2.56(41.67 ↓)	61.00/12.75(48.25 ↓)
mPLUG-Owl-pt	42.57	53.17/12.24(40.93 ↓)	56.42/16.90(39.52 ↓)
mPLUG-Owl-instr	43.74	50.17/11.15(39.02 ↓)	61.48/18.97(42.51 ↓)
Random Chance	25.0	33.33	50.0