

# A modern view of galaxies and their stellar populations

Pavel Kroupa

This text (minus the Abstract and the Conclusions) was published in 2016 in two chapters in the book “*From the Realm of the Nebulae to Populations of Galaxies - Dialogues from a Century of Research*”, edited by Mauro D’Onofrio, Roberto Rampazzo & Simone Zaggia, Springer

International Publishing Switzerland, ISBN 978-3-319-31004-6, DOI

10.1007/978-3-319-31006-0. Selected by CHOICE magazine in the list of the most “Outstanding Academic Books” of 2017.

**Abstract** A critical discourse is provided on the current status of the astrophysics of galaxies in view of open fundamental questions on the law of gravitation and the physics-driven variation of the galaxy-wide stellar initial mass function (GWIMF). The Einstein/Newtonian plus cold or warm dark-matter-based models face many significant but unresolved tensions (e.g. planes of satellites, the highly organised and symmetrical structure of the Local Group, the local Gpc-scale void). The accumulating nature of these indicates quite compellingly the need for a different theoretical framework. An example is the prediction, made in 1997, of the existence of satellite galaxies with near-exact properties to the Hercules dwarf spheroidal satellite galaxy discovered in 2007 *if* it is a tidal dwarf galaxy void of dark matter. Such results indicate that once the evidence is accepted that dark matter particles have no role in galaxies with gravitation being effectively Milgromian, then the resulting theoretical understanding of galaxies becomes much simpler and highly predictive with remarkable successes. Along with these scientific advancements, the recent observational data solidify the existence of one of the most important relations in star-formation theory, namely the  $m_{\text{max}} - M_{\text{ecl}}$  relation. The data rule out stochastic star formation and confirm that the IMF becomes increasingly top-heavy with increasing star-formation rate density. Galaxies and their embedded-star-cluster building blocks are therefore self-regulated dynamical systems which are computationally accessible. Finding a theory for the formation of galaxies involves the development of a new cosmological model, which may differ substantially from the dark-matter based one. Very significant new opportunities have thus emerged for inquisitive and daring researchers which may appear risky now but almost certainly lead to major breakthroughs.

---

Pavel Kroupa

Helmholtz-Institut für Strahlen- und Kernphysik, Universität Bonn, Nussallee 14–16, D-53121 Bonn, Germany,

Charles University, Astronomický ústav UK, V Holešovičkách 2, CZ-18000 Praha, Czech Republic  
e-mail: pkroupa@uni-bonn.de

## 1 The dark matter (DM) problem

### 1.1 DM Question 1

*You clearly speak in several of your recent works of a “Dark Matter Crisis”. May you summarize your point of view on this subject, with particular reference to the consequences of your ideas for the commonly accepted view of galaxies as DM dominated systems?*

#### 1.1.1 Answer

The recent publications meant here are [1, 2, 3, 4]. The argument is straight forward: In any realistic cosmological model there are two types of dwarf galaxies (the dual dwarf galaxy theorem). In the standard model of cosmology (SMoC), the dual dwarf galaxy theorem implies a bifurcation: the one type of (primordial) dwarf galaxy (PDG) resides in and is dominated by a dark matter halo, while the other type of dwarf galaxy (tidal dwarf galaxy, TDG) contains no significant amount of dark matter by the nature of their formation in tidal tails drawn out in galaxy–galaxy encounters. The dual dwarf galaxy theorem is falsified by the real universe in that no evidence published to date can be found to distinguish the dark matter content of these two different types of dwarf galaxies. The explicit tests made are on the baryonic Tully-Fisher relation and the radii of pressure supported dwarf galaxies. Therewith, given the presently available data, the SMoC is ruled out as a model of the real Universe:

$$\text{SMoC} \Rightarrow \text{PDGs} \neq \text{TDGs} \iff \text{PDGs} = \text{TDGs} \Rightarrow \text{SMoC}. \quad (1)$$

#### 1.1.2 Is this deduction correct?

Clearly, by deducing the SMoC to be invalid, I am arguing against the main stream scientist, where the majority of colleagues appear to be convinced that dark matter particles exist such that the SMoC is a physically relevant model of the Universe. The conviction that this is true is so powerful, that very major professorial chairs, directorships and vast amounts of money are being expended to fund a large number of research groups to work in the framework of this model and to search for the dark matter particle(s).<sup>1</sup> With a deduction such as the above (Eq. 1) I am putting

---

<sup>1</sup> Cases in point are found in footnote 8 in [4]: [5] writes “Due to a large number of astrophysical observations ... we know today that dark matter exists” (originally: “Aufgrund einer Vielzahl von astrophysikalischen Beobachtungen ... wissen wir heute, dass Dunkle Materie existiert”) and “The question is thus not: does dark matter exist? Rather, the issue is to find out: what does it consist of?” (originally: “Die Frage ist also längst nicht mehr: Existiert die Dunkle Materie? Vielmehr gilt es herauszufinden: Woraus besteht sie?”). A similar statement is found in chapter 25 of the Review

my reputation at stake, so I need to be completely convinced, without a shadow of a doubt, that my conclusion is true: *If the deduction (Eq. 1) is wrong, then there should be indications in the astronomical data which would imply it to be wrong.* Is this the case? Or, do independent data rather support the deduction?

In performing the consistency checking, it is useful to first reconsider the foundations of the SMOc. The SMOc is based on assuming that Albert Einstein's Theory of General Relativity (GR) [7] is valid everywhere. As discussed in the above mentioned papers of mine, this assumption is found to quickly fail multiply times leading to the discovery of new physics we refer to as inflation, dark matter and dark energy (Eq. 2 below). But is GR really correct? I had no reason to doubt this fundamental assumption, especially given the fundamental axioms such as the equivalence principle it rests upon and the very accurate and precise tests of it in the strong field regime (Solar System and stronger in terms of acceleration) [8]. But in 2010 I realized that Einstein had to work entirely with empirical constraints on gravitation as available within the Solar System only, and that tests performed many decades later of GR in the weak-field regime are not conclusive, because the requirement to introduce dark matter particles may merely be fixing a failure of GR. That is, Einstein had no other data at hand, apart from the precession of Mercury's orbit, than those already used in the 17th century by Isaac Newton who discovered his law of universal gravitation from such empirical data. Galaxies had been realized as to what they are only decades after GR was published, and the motion of matter within them was mapped even later, at the end of the 1970s and early 1980s by Vera Rubin and Albert Bosma. *Thus, assuming GR to be valid everywhere constitutes an extrapolation of an empirical law by many orders of magnitude beyond the experimental data range it was originally derived from.* This realisation led to a loss of confidence on my behalve in the SMOc, making it all the more plausible, in my eyes, that the above deduced falsification of the SMOc is correct, and that the "new physics" mentioned above merely constitute mathematical additions to reduce the tension between an extrapolation and the data. The SMOc is discussed critically from a mathematical point of view by e.g. [9].

### 1.1.3 Consistency of the above deduction Eq. 1

The consistency of the above deduction is tested using independent data in [1, 2, 3, 4]. Here a few of the arguments are listed again:

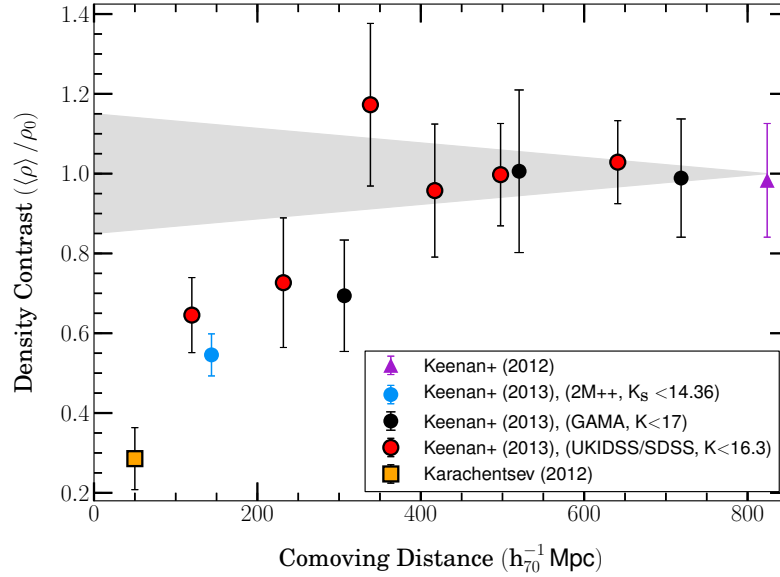
- The arrangement of dwarf satellite galaxies in a rotating disk-of-satellites (DoS) around Andromeda or in a vast-polar-structures (VPOS) in the case of the Milky Way (MW) and other host galaxies within distances of 100 to 250 kpc rule out their origin as dark-matter sub-structures [10, 11, 12, 13, 14, 15]. But the dwarf

---

of Particle Physics [6]: "The existence of Dark (i.e., non-luminous and non-absorbing) Matter (DM) is by now well established", although the correct statement should have been something like "The existence of Dark (i.e., non-luminous and non-absorbing) Matter (DM) is at present a favored hypothesis".

satellite galaxies within and outside of the DoSs have indistinguishable physical properties [4, 16] such that their apparent dark matter content cannot be due to the presence of dark matter.

- The lack of solutions with *Chandrasekhar dynamical friction* for dark-matter dominated dwarf galaxies orbiting in the putative dark matter halo of the Milky Way [17].
- The lack of evidence for the merger activity [18] in the galaxy population in that the vast number of galaxies brighter than about  $10^{10} L_{\odot}$  [19] are thin disk galaxies with radii extending to dozens of kpc and the majority of these not even having a classical bulge [20].
- Related to this is the lack of variation of galaxies (they are all too similar as pointed out by Mike Disney [21]).
- And, still concerning disk galaxies: the observed rotation curves are not matched by even the most advanced and the most recent hand-picked and fine-tuned modelling attempts within the SMOc framework [22].
- The downsizing problem.
- The Bullet cluster.
- The local highly significant matter under-density on scales of 10–300 Mpc (Fig. 1).



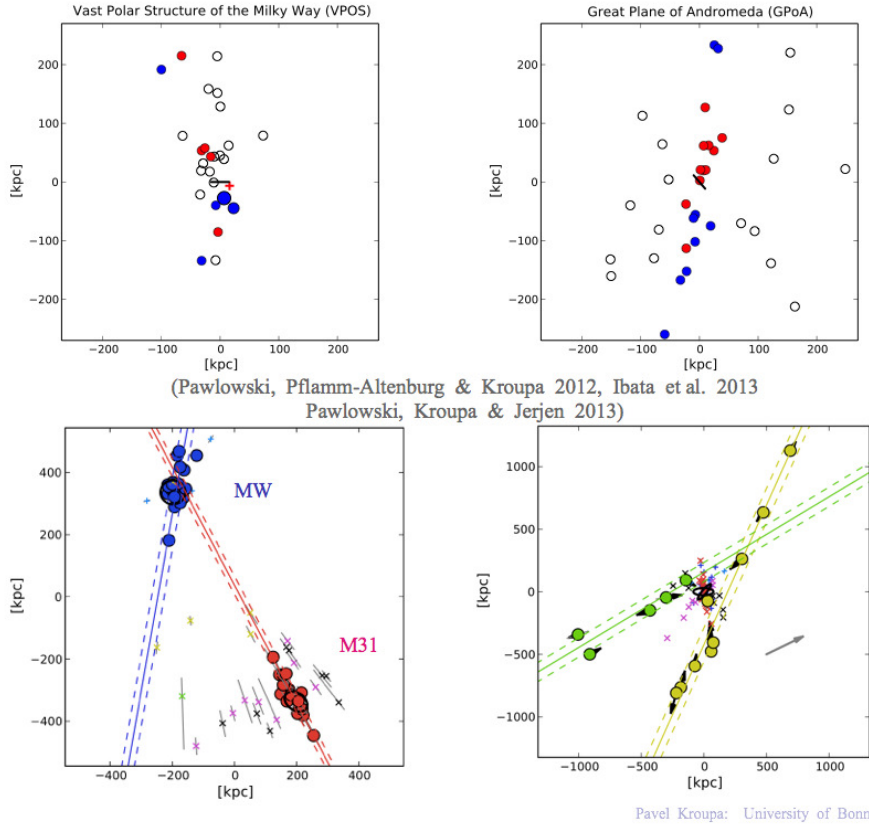
**Fig. 1** The observed significant underdensity of matter within about 300 Mpc of the Milky Way appears to be in extreme conflict with the SMOc which requires a value of one in the density contrast with fluctuations within the shaded region (for details see fig.1 in [4]).

- And many more.
- Not discussed in the above papers of mine is the additional evidence against extended heavy dark matter halos by the longness of tidal tails drawn out in galaxy–galaxy encounters [23, 24]. This is failure 23 (see the list of 22 failures in [2]).
- A particularly interesting and directly relevant very recent observational result, not mentioned in the above papers of mine, is that [25] have found that super-massive black holes (SMBHs) do not show the displacements they ought to show if merging were as common as is expected in the SMOc. Remember, in the absence of dark matter galaxies would not merge when they interact unless they have small, penetrating impact parameters [26]. This is failure 24.
- An additional new failure of the SMOc is the finding that within the local 10 Mpc volume there is a highly significant deficit of massive dwarf galaxies [27]. This is failure 25.
- A further additional new failure of the SMOc is the too-massive-to-fail problem for dwarf galaxies in voids [28]. This is failure 26.
- The highly symmetrical structure of the Local Group of galaxies (fig. 9 in Pawlowski et al. (2013, [29]) was also not known until 2013 and is well beyond being understood in any current theoretical framework, and is certainly entirely inconsistent with the Local Group being the result of a long history of mergers of dark matter halos. This is failure 27. The related extraordinarily symmetrical structure of the Local Group is shown in Fig. 2.

None of these problems have ever been solved convincingly. All tests performed are well consistent with the above conclusion (Eq. 1), such that dynamically relevant particle dark matter on galaxy scales cannot be present. That evidence for dynamical friction on the dark matter halos is absent nearly entirely in the data solidifies this conclusion, which is also consistent with the problem of observed tidal tails in interacting galaxies being much longer than what they ought to be if the extensive and massive dark matter halos were present. To my astonishment, virtually every *prediction* made within the framework of the SMOc seems to have been falsified by observation. This is visualized using the *Theory Confidence Graph* of [2] (which does not include a number of failures, such as the length-of-the tidal tails, the absence of evidence for dynamical friction, the lack of recoiling black holes). While I am fully aware of many of my colleagues portraying the converse of this, also in lectures to undergraduates, the blatantly obvious disagreement, time and again, between the SMOc results and predictions and the observational data I am finding stunning.

If each “problem” (more correctly: failed prediction) is associated with a loss of confidence of 50 (or 30) per cent that the SMOc is valid, then the overall remaining confidence becomes  $0.5^{22+5} = 1/10^{8.13}$  (or  $0.7^{27} = 10^{-4.18}$ ), i.e.  $7.5 \times 10^{-7}$  (or  $6.6 \times 10^{-3}$ ) per cent.

It follows that independently of the falsification of the SMOc through the dual dwarf galaxy theorem, all the 27 tests above lead to the SMOc being ruled



**Fig. 2** The Local group is highly organised: the satellite galaxies of the Milky Way are in a vast polar disk-like structure (blue ones are moving one way, red ones the other). Andromeda also has a great plane of satellites (blue satellites are moving in the same direction as the blue ones in the case of the Milky Way). The two satellite systems of the Milky Way and of Andromeda are aligned (lower left panel). All non-satellite galaxies in the Local Group are in two symmetric planes with near-equal properties (extension, thickness). For details see fig.2 in [30].

out with at least 4 sigma, taking a conservative loss of confidence per failed prediction of only 30 per cent.

#### 1.1.4 Reactions

Historically, an interesting sociological process began acting in two phases in repressing the notion that the SMOc may not be a valid model. The primary phase is understandable conceptually because GR has been found to be an excellent de-

scription of gravitational phenomena where precise tests have been possible in the strong-field regime. Big Bang cosmology based on GR is a convincing theory, and alternatives, such as the steady-state model of the Universe, have been ruled out by observation.

- The *primary phase* involves the additions of major new physics notions: The first failures emerged quickly but were considered to be evidence for new physics, which is a relevant scientific procedure. Thus, in 1980 and 1998, respectively, inflation and dark energy (DE) were introduced as similar mathematical extensions of GR. They are well motivated and solve a number of otherwise not understood observational problems. In 1981 the non- or at most weakly-interacting non-relativistic dark matter particles (DMPs) were introduced into the model in order to allow structures to grow in the diluted inflated model and to account for the observationally discovered mismatch between data and Newtonian gravitation on scales of galaxies and larger. Thus the current mathematical formulation of the SMOc can be summarized as

$$\text{SMoC} = \text{GR} + \text{inflation} + \text{DE} + \text{DMPs}. \quad (2)$$

The philosophically unattractive aspects of these three major extensions of the original model based on GR is that neither inflation nor dark energy are understood theoretically thereby also displaying important conceptual problems [31, 32, 33]. And, although the standard model of particle physics (SMoPP) has been found to be an excellent description of nature apart from gravity, dark matter particles are neither covered by it nor is there direct experimental evidence for these particles despite a few decade long and financially rather impressive effort.

- The *secondary phase* began as further failures were becoming evident after the late 1980s, in that the observed galaxy population was not emerging in the SMOc. Astronomers began to argue that the physics of the known baryonic matter is so uncertain such that the structures driven by the supposedly well known and dominant but undetected dark matter cannot be quantified properly. Thus, for example, that the computed galaxy population consisted of largely barely rotating spheroidal or compact rotational systems in disagreement with the more than 90 per cent of all galaxies brighter than about  $L > 10^{10} L_{\odot}$  being large thin disk galaxies [19] is being argued away by the baryons exerting an essentially unknown effect onto the dark matter particles such that they readjust in order to allow thin extended disk galaxies to grow. In truth it has only been possible to obtain models which roughly resemble real disk galaxies by hand-selecting individual dark matter halos without significant recent mergers [22]. That the galaxy population calculated in the SMOc has severe problems in representing the real galaxy population is evident in the most recent very major and also celebrated computational Illustris Project<sup>2</sup>, in which the feedback physics is modelled with the stellar wind speed being a few times the one-dimensional velocity dispersion of the dark matter halo within which they occur. This is unphysical (see also

---

<sup>2</sup> <http://www.illustris-project.org/>

[34], who apply a physically much more convincing feedback model), and such models are ruled out by the observation that TDGs do form and survive for Gyr [35] despite them not having dark matter halos [36, 37]. In the end, which physical principle that may be derivable from the SMOPP or from dark matter physics can arrange such a coupling between baryons and dark matter which do not couple apart through gravitation and perhaps weakly? And, this would imply that present work on stellar winds and supernova explosions would be wrong since their hosting dark matter halos are not included in stellar astrophysical modelling. As another example, the *satellite galaxy over-prediction failure* became the *missing satellite problem* which is now deemed to be solved with such a wide range of post-dictions that any observation would be consistent with the model. According to the models by [38], essentially any number of satellite galaxies will be consistent with the observed numbers, whatever they turn out to be. Any baryonic-physics processes introduced and fine-tuned to solve some particular problem is thereby typically not checked for its affect on other issues. For example, “solving” the satellite over-prediction problem may lead to incompatibilities with the properties of disk galaxies.

Related to this last issue and to how dark-matter computational astrophysics is applied to satellite galaxies and as an example of state-of-the art research, [39] address the problem of whether ultra-compact dwarf galaxies (UCDs, i.e. essentially extremely massive globular clusters) may be the stripped nuclei of PDGs falling towards the centre of a galaxy cluster. They model the dark matter halo of the host, but neglect the dark matter halos of the PDGs, finding that they can be destroyed leaving their nuclei as possible UCD satellites. This work is now being cited as evidence that UCDs may be stripped nuclei in the framework of the SMOc. But this is wrong because the result is obtained using a highly inconsistent method: (i) if the SMOc is assumed to be valid (this is perfectly in order as an assumption, although being unrealistic) then the dwarfs would have large and massive dark matter halos [4] such that dynamical friction would have them merge with the host within a few orbital times and stripping of the nuclei would become unlikely because first the dwarf galaxy halo needs to be removed before it’s stellar body is stripped. The authors have not shown this to be the case. (ii) If, on the other hand, the dark matter halo is neglected as the authors do (this is also an assumption which is admissible but with constraints) then the only physically relevant option the authors have is to switch to effectively non-Newtonian dynamics, because the rotation curves of galaxies need to be accounted for but without dark matter. But their integrations of the equations of motion are Newtonian. Thus, here too the authors have not shown that stripping works, since they computed the wrong problem. (iii) The computation the authors made and their assumption of neglecting the satellite galaxy dark matter halo might be argued to be correct within the SMOc if the satellite galaxy with its nucleus is a TDG, since TDGs do not have dark matter halos in the SMOc. However, this is a superficial view because this approach would also be fundamentally flawed by the dual dwarf galaxy theorem: if there are TDGs that play the role assumed in this problem, then their numbers would be so large (they’d be dE galaxies) that no



room remains for the expected large numbers of PDGs. The points (i)–(iii) exemplify the type of internally inconsistent (but technically correct) research passing the peer-review process in this field of study. It is not the only case, and a reader might ask the question: *What has actually been shown by this type of work such that it can be applied to understanding the observations?*

Individual members of the community develop amusing reactions to the failures of the SMoC. A prominent Cambridge member of the observational community searching for new satellite galaxies around the MW at the IoA simply said, after my colloquium in June 2013, that the VPOS (described in much detail by [40, 41, 42, 43]) simply does not exist. Here it is to be noted that the new discoveries (since 2012) of satellites beyond about 10 kpc distance achieved by non-Cambridge teams showed that each and every newly discovered system lies *in the VPOS* [12, 44]. Until now there is no evidence for any object beyond about 10 kpc from the centre of the MW which does not seem to be linked to the VPOS. Despite the research papers by Metz et al. and Pawlowski et al. being the foundational research papers on the properties of the VPOS and the amazingly organized and symmetrical structure of the Local Group (in contrast to the chaotic but spheroidal structure expected from the SMoC merger tree, see Fig. 2) [29], their papers are systematically not being cited by some of the prominent teams who explicitly work and publish on the Local Group, its structure and properties and on the spatial distribution of the satellite galaxies of the MW and of Andromeda (e.g. [38, 45, 46, 47])<sup>3</sup>. The point here is not that individual papers are not cited, but that there appears to be a systematic attempt by researchers at some prestigious institutions at possibly suppressing or ignoring some rather important research results.<sup>4</sup> Obviously this unscholarly behavior may have an effect on young researchers which may be susceptible to non-scientific influence.

The way in which it is being argued, perhaps too often, on the scientific platform may seem, at least to some, problematical: The VPOS can neither have been formed from the accretion of a group of dwarf galaxies [48] nor from the accretion of satellite galaxies onto the MW, which is a 10-11 Gyr old disk galaxy, along a cosmological filament [10]. There is therefore no solution for the DoS/VPOS in terms of dark-matter satellite galaxies, such that [49] suggest, “While the planarity of MW satellites is no longer deemed a threat to the standard model, its origin has eroded a definitive understanding.” At a topical meeting of the American Astronomical Society in 2013 a prominent astronomer declared that the Local Group cannot be used

---

<sup>3</sup> The titles of the research papers in question are [38]: “Too Many, Too Few, or Just Right? The Predicted Number and Distribution of Milky Way Dwarf Galaxies”; [45]: “Triaxial cosmological haloes and the disc of satellites”; [46]: “On Asymmetric Distributions of Satellite Galaxies”; [47]: “Balancing mass and momentum in the Local Group”.

<sup>4</sup> Citing from the A&A author’s guide - July 2013: “Papers published in A&A should cite previously published papers that are directly relevant to the results being presented. Improper attribution – i.e., the deliberate refusal to cite prior, corroborating, or contradicting results – represents an ethical breach comparable to plagiarism.”

to test the SMoC. In the end, perhaps the MW and even the Local Group may just be extreme outliers, exceptions as it were.<sup>5</sup>

But, meanwhile more trouble for the SMoC emerged: Andromeda also has an extreme version of a rotational DoS! This shocking result has been established by the seminal work of Ibata et al. [50, 13]. A brilliant idea of testing how often phase-space correlated satellite systems occur was conceived and applied by the same remarkable team [14]. They showed with very high statistical significance that satellites on opposite sides of their host galaxies and within projected distances of about 100–150 kpc, have anti-correlated line-of-sight velocities in contrast to no correlation expected if the satellites are dark-matter dominated PDGs, as explicitly tested using SMoC simulations and intuitively expected because PDGs merge with host dark matter halos more or less isotropically and stochastically, and most importantly, independently of each other. This is independently supported by the known satellite systems around a number of well observed host galaxies also having phase-space correlated satellite systems [12].

A major host galaxy thus appears to typically have its faint satellite galaxies arranged in disk-like rotating structures within distances of 100-150 kpc, at odds with the expectations from SMoC models. The conclusion by [51] “In review, in the few instances around nearby major galaxies where we have information, in every case there is evidence that gas poor companions lie in flattened distributions.” is noteworthy here.

Despite the observational evidence for rotational DoSs being so strong and the robustly obtained result using various statistical tests that such highly phase-space correlated satellite galaxy populations do not occur in the SMoC if these are composed of dark matter dominated PDGs (many research papers by Metz et al., Pawlowski et al., Ibata et al.), various teams nevertheless attempt at demonstrating that this is not so. Thus [52] (until now not published by a journal, but also not withdrawn) argue that such phase-space correlated structures arise naturally in the SMoC if satellite galaxies are accreted along thin baryonic streams. This argument has never been shown to actually work in any simulation, and is ruled out since dark matter satellites will not line-up like beads on a string as they fall into the major host halo [4]. [11] have ruled out this beads-on-the-string scenario. In another attempt, [39] retest the claims by [50] apparently discovering that, contrary to the deduction by [50], SMoC models do naturally yield DoSs as found around Andromeda. [13, 11] showed that their conclusions to be flawed because they did not apply the appropriate criteria (e.g., searching for disks using criteria that also allow spheres will yield

<sup>5</sup> This argument is invalid as long as properties are studied which are generic such as the wide (on scales of  $> 100$ s of kpc) distribution of matter and its correlation in phase-space, which is not sensitive to the details of sub-grid baryonic physical processes. Testing the SMoC against observational data becomes inconclusive if specific questions are raised such as where a particular satellite galaxy is, what the number of satellites is and which star formation history a particular galaxy may have had.

the wrong conclusion on the frequency of occurrence of disks). *Nevertheless, various teams cite these flawed papers (e.g. [46]) without citing the rebuttals nor the phase-space correlated DoSs.*

The most recent and amusing development in this arena is the rebuttal by Cautun et al. [53] of the Ibata et al. [14] result concerning the overabundance of anti-correlated satellite pairs when the real galaxies are compared to SMoC galaxies. [53] neither show that [14] have made an error nor do they demonstrate that the analysis of [14] is flawed, they merely argue that the significance of the result obtained by [14] weakens significantly when the selection criteria are changed, e.g. by using a larger search radius around the host galaxies. Ibata et al. [15] have already countered this. Essentially, phase-space correlated satellite galaxy systems, such as the DoSs of the MW and of Andromeda, do have physically relevant scales and these are similar for major host galaxies (100–200 kpc).

Thus, none of the attempts ([52, 39, 53]) to argue away that the DoSs are in highly significant disagreement with the expectations from the SMoC models, have added much to progress, but these attempts are cite-able research papers which make-believe that the original, rigorous discovery papers may not be as solid. The contents of the introductions to, e.g. [46, 53], are cases in point. Speaking to individual researchers, the sense seems to have arisen that *opinion* is what counts, rather than hard evidence: “Yes, but they are voicing a different opinion, so the situation is not clear.” Perhaps this is why such weak counter arguments, which are even partially flawed, get published at all; the authors are allowed to voice their opinion more than actually showing that another analysis is faulty. Thus, [53] might have rather written that their analysis agrees and supports the original paper by [14] on the anti-correlated satellites, which it does. They may then have shown with their analysis that the signal disappears beyond a certain radius scale, which would have been an interesting new result. Therewith they could have constructively pointed out the new valuable scientific result that phase-space-correlated satellite systems occur only within a limited radial scale about their host galaxies. Instead, the stance is taken to try to weaken the seminal results by [14]. Finally I would like to point out why I have the impression that the scientific method may indeed be already compromised: in 2009 Libeskind et al. [54] and in 2011 Deason et al. [55] make very specific, explicit and valuable statements on how likely DoSs are around MW like galaxies if the SMoC is assumed to be valid, given that  $N$  satellites have measured proper motions that make them co-orbit. From Pawlowski & Kroupa (2013, [43]) and as re-explained in the Introduction of [11], the current data robustly rule out the SMoC models, given the results of the SMoC teams [54, 55]:

At least 6 (and up to 8 within current uncertainties) out of the brightest 11 of the real satellites have orbital angular momenta aligned within 22 degrees of their average angular momentum direction which has a probability of 0 per cent according to fig.9 of [54]. With this test alone the SMoC is ruled out, given the data. *The perplexing issue however is that the community opinion*

*appears to be that this is not the case*, without having ever shown that the work of [54, 55, 11] may be wrong.

The community appears to have developed an unhealthy sense of simply ignoring or burying previously obtained results if these are highly inconsistent with the SMoC. The above failure is terminal, that is, no baryonic physics or other effects can change the results. Herewith the SMoC is ruled out as a viable theory of the Universe.<sup>6</sup>

In addition to a certain degree of perhaps dis-honestness of parts of the cosmological community alluded to above, the unhealthiness of the cosmology-relevant research environment is suggested with the following few instances: A close collaborator of mine, with whom I began the project which ultimately resulted in the publication [1], dropped authorship of this paper because of the fear that having his or her name on this paper would compromise his or her chances of obtaining a job in astrophysics. Two other very close collaborators of mine refuse to cite [2] and [4], despite being relevant for the arguments in their own papers, again, because citations to these two publications of mine may mire their own papers in the eyes of the community. I know of some authors being told by referees that citations to these two papers of mine should be dropped. I have spoken to fairly senior scientists who refuse to openly criticize the SMoC for fear of having their chances reduced for obtaining research grants. Especially in the USA this is problematical because the summer salary depends on obtaining grants in a highly competitive environment. A brave PhD student, on giving a presentation on MOND in Cambridge, was asked publicly by a highly senior astronomer how many angels are on a pin head. A PhD student of mine was told, again by someone from Cambridge, that he or she ought to stop following me, and I have also been told by a very senior astronomer that I should stop arguing that there can be no dark matter, and a German die-hard SMoC director walked out of one of my colloquia at his institution in northern Germany. Instances are documented where attempts are made in removing the research budget and secretarial support from “dissidents”, whereby other reasons than scientific ones need to be applied. Clearly, if legal action were to be taken on such instances, a scandal may ensue. Apart from hindering an advancement in understanding of data

---

<sup>6</sup> A particularly troubling case in point is the manuscript published on the archive by [56] in which they claim that by adding baryons to the structure formation simulations the “missing satellite” problem, the “too big to fail” problem and the “planes of satellites” problem are solved. I have been receiving e-mails from members of the community pointing this out. A detailed analysis of this manuscript reveals that their fig. 1 is made with a radiative transfer code which gets processed significantly before being made into the figure such that the faintest features in the figure are unknown. The manuscript thus contains material which cannot be quantified. Furthermore, the authors did not test the planarity of the 3D distribution, but use only two dimensions. They do not test for the clustering of orbital angular momentum poles of their model satellites and their data are in fact perfectly consistent with a purely random spheroidal dark-matter-only simulation. There are other flaws, e.g. concerning their test of the Andromeda system, and generally it can be stated that they re-phrase the known problems in a way such that they can pretend to have solved them using not very robust tests or no real tests.

(such as the above mentioned notion that the Local Group data cannot be used to test the SMOc), such incidences contribute to a general atmosphere of fear of criticizing the SMOc.

The above examples are uncomfortable but reveal that the research environment concerning cosmology has become unhealthy. Too many researchers are willing to write flawed manuscripts but are not willing to make significant conclusions when their results contradict or exclude the SMOc. This is fully consistent with the adverse behavior noted in other scientific disciplines [57, 58, 59, 60] and may be due to the “perish or publish” doctrine married to a strong bias towards seeing the SMOc as the only valid model which was established by the now highly influential senior scientists.

### 1.1.5 Implications and a comment on history

If dark matter particles do not exist then there are a number of implications. Some are listed here, whereas the more fundamental one is discussed in Sec. 1.2.

- The direct implication for the galaxy population is that *mergers between galaxies are very rare in reality*, because the dynamical friction on the expansive and massive dark matter halos does not occur, as already realized by Toomre in 1977 [26]. This is further evident in the ratio of the number of star-forming galaxies over elliptical galaxies ( $\approx$  a few percent) not changing within the uncertainties since redshift  $z \approx 6$  (fig. 7 in [61]).
- The large observed uniformity of the galaxy population with more than 90 per cent of all galaxies with luminosity  $L > 1.5 \times 10^{10} L_{\odot}$  [19] being disk galaxies which are on the main sequence [62] then becomes readily understandable. This is because the haphazard, stochastic and different merger histories which would lead to a large variation of galaxy properties [21], does not occur. Instead, galaxies are self-regulated [63] slowly growing, largely isolated structures which sometimes interact, such as the MW and Andromeda [64]. During encounters dwarf galaxies are formed as TDGs in DoSs.
- Understanding galaxies purely as baryonic, self-gravitating systems becomes simple and predictive with remarkable success: That one disk galaxy resembles another follows from self-regulation, as just noted above. Taking a dark-matter-free TDG, placing it on an orbit within the potential of a host galaxy, leads to surprising agreement with the observed satellite galaxies of the MW and of Andromeda. Before delving into this, I'd like to explain how I managed to stumble onto the result that the SMOc is not valid (Eq. 1):

I have had no reason to be against dark matter, and indeed in the history of physics there were incidences when hitherto unknown particles or bodies were postulated to be present which were also found. Famous examples are the neutrino and the planet Neptune. The brilliant work of Einstein and the discovery of redshifted galaxies were beautifully consistent, as was the discov-

ery of the cosmic microwave background radiation flux with its remarkable properties which support the notion of a hot Big Bang. And so, in order to make structure formation work in an inflated and thus diluted early universe and to account for the high dynamical mass-to-light ( $M/L$ ) ratios of some galaxies, the postulate that there must be cold or warm particle dark matter which is dynamically and gravitationally dominant on the scales of galaxies was to be taken very seriously indeed (Eq. 2). Because the equations of motion in the appropriate limits remained linear and Newtonian, it was easy to develop computer programs to calculate the emergence and the formation of structure in the SMO universe. With increasing computer power the calculations became relevant for studying the properties of the computer galaxies, and I remember how convincing the movies of disk galaxies with their satellite galaxies looked like in the mid-1990's, as shown for example in a brilliant colloquium held in Heidelberg by Simon White. I remember this very vividly indeed. A very strong, extremely well funded international community developed in many countries performing such computations. With the realisation that the computations did not yield the observed galaxies, the many world-wide active groups became entrenched in ever more conflicts concerning fine tuned and detailed considerations of sub-grid baryonic physics processes.

During the early 1990's I have been witnessing these developments as a spectator, as at that time I was much more concerned in understanding how populations of binary stars in star forming regions, which had been observed for the first time with the new infrared observing platforms, could be made consistent with the significantly lower binary fraction in the Milky Way field population. This is where I learned stellar dynamics, essentially by reading and from Sverre Aarseth in Cambridge. Sverre is perhaps the most remarkable and stimulating scientist I have come to know, and he influenced me tremendously, probably more than any other person. Only decades later in 2011 did I learn that Sverre had actually done, in 1979, the very first and pioneering cosmological structure formation simulation [65], but he had left this too-speculative field [2]. In the early 1990s I lived in Heidelberg but, still being a Rouse Ball Scholar, visited him often, bringing with me a good supply of German white wine, in expectation of receiving driving lessons with his Nbody codes. At that time he refused to do sacrilegious experiments with young star clusters containing 100 % binaries, since at that time it was thought that only a few percent of binaries are in clusters. I had to do these computations myself, and for that the array structures in his codes had to be updated. In any case, then the binary-star problem was a hobby, as at that time I was employed in Heidelberg by Roland Wielen to work on satellite galaxies and their dynamical and possibly disruptive influence on the thin disks of major spiral galaxies. I had no reason to consider that dark matter did not exist, and I began this work by first learning to set up spherical satellite galaxies and computing their evolution in the dark matter halo of the Milky Way. I used the programme SUPERBOX developed by Reinhold Bien [66, 67, 68] in Heidelberg, a particle-mesh code with nested sub grids. After some adjustments and modernisations of this code I obtained my first solutions which had me raise my eyebrows. What I found did not fit into the general picture as portrayed by the community that the properties of the satellite galaxies of the Milky Way can only be understood if they had their own substantial dark matter halos. They were observed to have very large dynamical mass to light ratios, larger than ten, and in some cases a few hundred. My own computations yielded hitherto unknown solutions to this finding [69].

My satellite models assumed that mass-follows-light, they were set-up as TDGs, and I calculated their evolution in very high resolution for that time for a Hubble time and on eccentric orbits within the massive and extended dark matter halo of the Milky Way. I found the satellites to loose particles at every periastron, until, after only about 10–1 per cent particles remained in them, a sudden change in their properties occurred. They catastrophically lost even more particles, but a remnant always remained for many more orbits. These remnants, containing about 1 per cent of their original particles, were quasi stable and clearly identifiable condensations of particles in phase space and in orbit about the Milky Way model. Observing them in the computer as a real observer does real satellites, by removing velocity outliers, I found these remnants to have tremendously high dynamical (apparent, i.e. not true)  $M/L$  ratios and velocity dispersion and spatial extensions comparable to the real satellite galaxies. I published these results in a paper with the title “*Dwarf spheroidal satellite galaxies without dark matter*” [69].<sup>7</sup> This work demonstrated to me that what we are observing as real satellite galaxies may not be dark-matter dominated objects after all. Further work confirmed these results using an entirely different computer code [70] (see also [71] for a parameter survey). With PhD student Manuel Metz we reconsidered the observational properties of these systems, finding them to be surprisingly similar to the real satellite galaxies (Fig. 3).

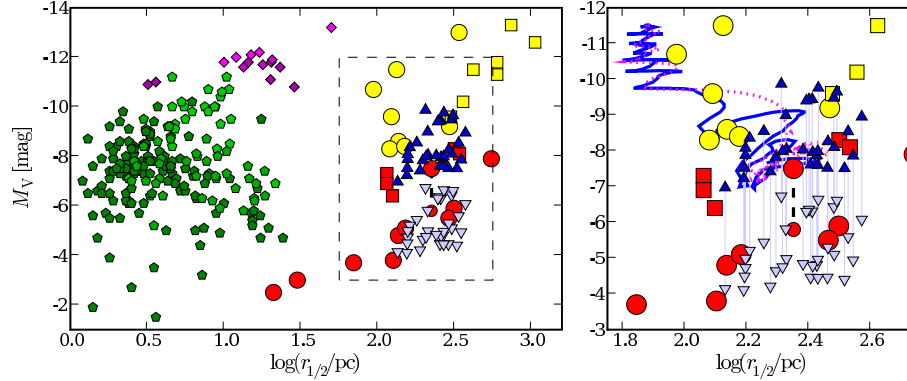
Particularly stunning, in retrospective, was the accidental prediction of a Hercules-type satellite galaxy I made in the 1997 paper: model RS1-5 of [69], shown in that paper as a snapshot (and here in Fig. 4), is an essentially perfect match to the dSph satellite Hercules (see fig. 2 in [73]) discovered 10 years later by [74]. The half-light radius is 180 pc in the model and 168 pc for Hercules, RS1-5 has a velocity dispersion of about  $2.8 \text{ km s}^{-1}$  (table 2 in [69]), while Hercules has a measured velocity dispersion of  $3.72 \pm 0.91 \text{ km s}^{-1}$  [75], and the inferred mass-to-light ratio that one would deduce from velocity dispersion measurements based on the assumption of equilibrium is about 200 in both cases. Both RS1-5 and Hercules have luminosities agreeing within one order of magnitude (the model being the brighter one), yet RS1-5 has no DM.

I am not aware of any other (dark matter based) models having been able to *predict* with such accuracy a really found satellite galaxy (Fig. 4). I am also not aware of any other models which, without fine-tuning of parameters, so naturally account for the observed properties of the MW and Andromeda satellites (Fig. 3).<sup>8</sup>

---

<sup>7</sup> This paper, by the way, drew interesting comments by a few well-established senior scientists. Once, in a train going back from Switzerland from a conference, I was told that writing a paper with such a title is suicidal. At a dinner in 2003 a very senior professor told me in Bonn that I am un-hirable by having written such a paper.

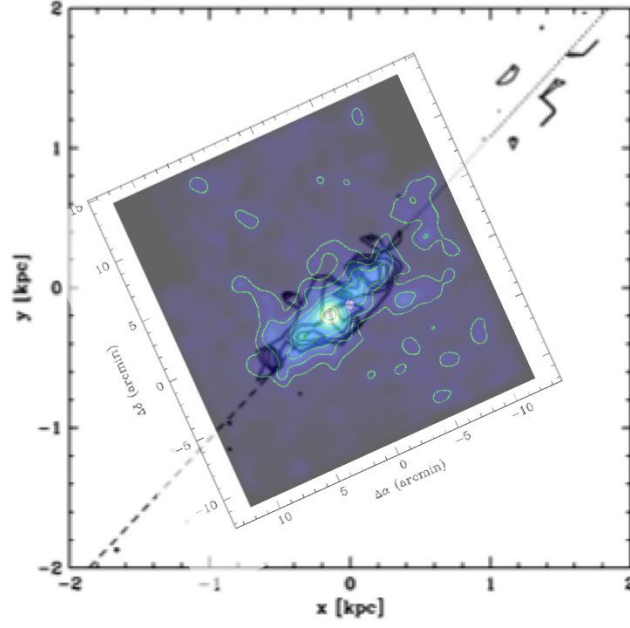
<sup>8</sup> I should emphasize that today I do not consider these solutions to be valid in their entirety: If there is no dark matter in galaxies, then the flat rotation curves of disk galaxies force us to use effective scale-invariant dynamics (SID, or Milgromian dynamics). The computations I published in 1997 [69] thus need to be redone in this gravitational framework. More on this in Sec. 1.2.



**Fig. 3** Absolute magnitude versus half-light radius for Globular Clusters (pentagrams), ultra compact dwarf galaxies (diamonds), Milky Way (circles) and Andromeda (squares) dSph satellite galaxies, and simulated ancient satellite TDGs (triangles). For the observational data of the MW and Andromeda, the dark green symbols mark the ultra-faint dwarf (UFD) additions until 2007 to the known list of companions from the SDSS, while light yellow symbols mark the longer-known (“classical”) dSph’s. For the MW dSph galaxy in Boötes two values for the absolute magnitude are given (see [72]), the values are connected by a thick, dashed line. For the simulated data by [72] absolute magnitudes derived within a fixed projected distance  $r_{\text{bin}} = 1.5 \text{ kpc}$  (dark triangles) and within the variable half-mass radius  $r_{1/2}$  (light triangles) are shown. No parameter adjustments are applied; mass-follows light and the adopted V-band mass-to-light ratio of each particle is  $(M/L)_{\text{true}} = 3$ . In the right panel, the region in the left panel marked by the dashed rectangle is enlarged. Corresponding absolute magnitude values for the simulated satellites are connected by light solid lines. The evolutionary tracks of the models RS1-5 (solid curve) and RS1-113 (dotted curve) are shown. Adapted from [72], their fig. 2. The models have observed, dynamical  $M/L > 100$  for most cases (fig. 3 in [72]).

At this time (late 90s) I could have left this field, but I sensed that this issue of the satellites may well be central to uncovering a fundamental property of the Milky Way, and more importantly, may impinge on the issue of the existence of dark matter. Thus I began to seek other clues, and the spatial distribution of satellite galaxies around the Milky Way was such a clue. It was well known from the much earlier work in the 1970s by Donald Lynden-Bell [76, 77] and Kunkel & Demers [78] that the satellite galaxies and the distant globular clusters were in streams. But their work was either ignored or forgotten by the cosmological community which needed the satellite galaxies to be part of the dark-matter dominated sub-halo population. Indeed, the





**Fig. 4** Model RS1-5 from [69] (on the kpc grid) is plotted over the surface brightness contours of Hercules by [73] (celestial coordinate grid). The dashed and dotted curve are, respectively, the past and future orbit of RS1-5.

satellite galaxies do have very large dynamical  $M/L$  ratios (if the analysis is done assuming Newtonian dynamics), so this was a logically correct association. However, my solutions published in 1997 [69] suggested that this interpretation with dark matter may not be needed. So the highly anisotropic distribution of the then known satellite galaxies became interesting and telling. My own tests in 2005 with Christian Boily and Christian Theis of the real distribution against that expected from the haphazard merging of sub-halos due to the cosmological merger tree showed that the latter was inconsistent with the real spatial distribution with a high significance [79]. With my PhD students Manuel Metz and Marcel Pawlowski we continued this work using actual SMOc simulation data as the null hypothesis and more sophisticated statistical tests, some of which were ported from the mathematical literature, and we followed the new discoveries: initially we were excited with each new satellite galaxy, and even more thrilled when it turned out that every new discovery up until now strengthened the DoS (more generally the vast polar structure, VPOS) [40, 42, 12, 44], that it is rotational [41, 43] and that it is an extremely robust structure defying an explanation within the SMOc [48, 10, 11, 13, 15], that

its explanation as mapping out fossil tidal arms is consistent with them being TDGs [72, 80], and that the entire Local Group appears to be highly structured and symmetric [29]. Other such systems have begun appearing too [51, 12, 14].

In this context, since 2007 the work of Gerhard Hensler and his group in Vienna on theoretically understanding the formation and evolution of dark-matter free TDGs is impressive and ground-breaking: Recchi et al. in 2007 [81] and Plöckinger et al. in 2014 & 2015 [82, 83] are significantly contributing to our understanding of self-regulated star-forming TDGs showing them to follow a mass–metallicity relation and to survive for many Gyr despite star-formation and baryonic feedback processes. That TDGs emerge very naturally in gas-rich galaxy–galaxy encounters has already been demonstrated by the pioneering work [84, 85, 86, 87]. This enhances the missing satellites problem of the SMoC because TDGs without dark matter ought to be abundant according to these simulations, all of which were made within the SMoC framework. That the number of TDGs produced within the SMoC is as large as the observed number of dE and other satellite galaxies has been pointed out by Okazaki & Taniguchi [88].

- The existence of the main sequence of galaxies at various redshifts [62, 89] is remarkable and has not been predicted within the SMoC. Indeed, the apparently highly self-similar behavior of galaxies of different masses in terms of their star formation rates being simple functions of their stellar masses remains unexplained, and intuitively unexplainable by any stochastic haphazard merger-driven galaxy evolution theory [21]. The notion that the main sequence is a consequence of smooth accretion onto the galaxies may be correct, but how is it to be arranged given the cosmological merger tree? Instead, the main sequence of galaxies appears to be more consistent with galaxies which are largely isolated and self-regulated objects such that the mergers driven by dynamical friction on the expansive and massive dark matter halos do not play a role.
- Another, more fundamentally important implication is that the standard model of particle physics (SMoPP) therewith remains valid for all matter in the universe; an extension of it to accommodate additional (exotic) dark matter particles is unnecessary and in fact there is no room for such particles given the astronomical evidence, subject to the caveat in Sec. 1.2.

In summary: Without particle dark matter theoretical galactic astrophysics becomes simple and predictive with remarkable success. Galaxies merge rarely and typically evolve as self-regulated systems and most satellite galaxies are TDGs.

## 1.2 DM Question 2

*If, as you say, the DM paradigm is wrong, what changes are necessary to reconcile observations with theoretical models?*

### 1.2.1 Answer:

The implications of Eq. 1 are manifold, and some of the more obvious astrophysical ones are discussed in Sec. 1.1.5.

If there is no cold or warm dark matter particle, then particle physics is in a very good shape. But then, effective gravitation needs to be non-Newtonian.

“Effective” gravity means that either Einstein’s field equation needs to be extended (e.g. [90], see also[91]), or it remains valid but processes in the vacuum may change the equations of motion [92].

A promising avenue for further research is, to my mind, the implications of the following scaling of Minkowski space-time:  $(\mathbf{r}, t) \longrightarrow \lambda(\mathbf{r}, t)$ , where  $\mathbf{r}$  is a Cartesian vector and  $t$  the time and  $\lambda$  a number. Demanding that the gravitational acceleration scales as  $a_g \longrightarrow \lambda^{-1} a_g$ , just as the kinematical acceleration does, immediately leads to basically all observed laws of galactic dynamics in the weak gravitational regime. The essence here is that this last requirement yields (for spherical systems)  $a_g = (a_0 a_N)^{1/2}$ , where  $a_N$  is the Newtonian gravitational acceleration and  $a_0$  is Milgrom’s constant which needs to be introduced simply on dimensionality grounds. A single galaxy rotation curve yields  $a_0 \approx 3.8 \text{ pc/Myr}^2$ , and realms within which the acceleration  $a < a_0$  are the weak-field regime. This was pointed out by Milgrom in 2009 [93] and discussed didactically by [4] and [22].

These latter discussions clarify how a Newtonian observer will misinterpret the motions of satellite galaxies or of matter in disk galaxies as being due to an isothermal dark matter halo. This halo is not real, it is merely a mathematical formulation when the gravitation being used is Newtonian. In Milgromian, or scale-invariant dynamics (SID), there is no particle dark matter halo. Galaxies effectively exert a stronger gravitational force on their neighbours, because  $(a_0 a_N)^{1/2} > a_N$  for  $a_N < a_0$ , such that the equivalence principle is broken.

That is, a galaxy subject to an external force will accelerate according to its baryonic mass only, but it will pull at other galaxies with an effective larger force, as if it were heavier through a phantom dark matter halo.

The phantom halos are effectively truncated through external fields, and this leads to a new gravitational phenomenon unknown to Newtonian dynamics. The *external field effect* (EFE) makes Milgromian gravitation richer and may well explain a few hitherto unaccounted for observations [4, 22]. A transition into the Newtonian regime when the acceleration is larger than Milgrom’s constant,  $a_N > a_0$ , can be deduced from processes in the vacuum, as suggested by Milgrom [92], or simply by designing a transition function  $\mu$ . This is an equivalent process to how Max Planck originally introduce Planck’s constant prior to understanding its role in quantum mechanics. The whole mathematical description incorporating the Newtonian regime

and the SID regime, is known as Modified Newtonian Dynamics, or MOND, and has been extensively discussed and originally introduced by Milgrom in 1983 [94].

MOND is a classical effective but non-linear theory of gravitation with a generalized Poisson equation (eq. 3 in [95]). Attempts have been made in developing general relativistic formulations (for the break-through paper see Bekenstein’s 2004 [90], see also [96]). Reviews of this entire subject are available in Famaey & McGaugh (2012, [97]) and Tripe (2014, [98]), see also the references provided in [4].

Without dark matter the SMOc is ruled out as a relevant model for the Universe.

This means that the redshift-distance, redshift-age relations are likely to be different, thus much of what we know about the Universe from observations may need perhaps major revision.

First steps towards developing cosmological models which are consistent with SID have been undertaken by the seminal work of Claudio Llinares [99] and Garry Angus (e.g. [100]). But such simulations still need to rely on an assumed Einsteinian expansion history of the Universe which is the same as that of the SMOc, the simulations treat the baryons as non-dissipative non-star-forming particles which thus essentially behave just like the dark matter particles of the SMOc, and a hot dark matter component in the form of, for example, 11 eV sterile neutrinos, needs to be postulated (e.g. [101]). This hot dark matter component may be less of a problem than the exotic cold or warm dark matter particles required in the SMOc, because it may be added to the SMOpp naturally in accounting for the masses of the active neutrinos.<sup>9</sup>

Thus, a very conservative cosmological model appears to be emerging [4]: it is based on GR, has inflation and dark energy, and the exotic cold or warm dark matter particles of the SMOc are naturally avoided by vacuum effects yielding SID with sterile neutrinos entering as a hot dark matter component. This model has been introduced by Garry Angus, who constraints the mass of the sterile neutrino to be about 11 eV [101, 102, 103, 100]. As of a few months ago full-scale purely hydrodynamic simulations of structure formation in MOND have become possible with the code *Phantom of Ramses* (PoR) developed by Fabian Lüghausen in collaboration with Benoît Famaey and myself as a patch to Romain Teyssier’s RAMSES [104].

*A few final comments:* Given that the SMOc is ruled out, new models are being studied which naturally account for the observed gravitational and dynamical properties of galaxies without dark matter. However, given the pressure in the community against non-SMOc research, progress is very slow and even haltering. The widely-held interpretation that the population of galaxies we observed today is a result of mergers is certainly wrong; mergers play a minor role only (Sec. 1.1.5). *Galaxies, as they are observed, cannot be reproduced in the SMOc.* Observational cosmology is providing important new constraints, but applications of the redshift-distance and redshift-age relations from the SMOc to interpret these data is almost

<sup>9</sup> Note that the often invoked limits on neutrino masses using standard-cosmological arguments become invalid by discarding the SMOc.

certainly wrong in that *the true nature of the physical systems at high redshift is likely to be distorted when interpreted within the framework of the SMOc*.

## 2 The stellar initial mass function (IMF)

The Initial Mass Function (IMF,  $\xi(m)$ ) is one of the most important theoretical ingredients of any theory of galaxy formation and evolution. The concept of the IMF was first introduced by [105]. The IMF is defined to be the differential number of stars,  $dN$ , in the stellar mass interval  $m$  to  $m + dm$ ,  $dN = \xi(m)dm$ . It is the distribution function of all stars formed together in one “event”, and the Salpeter IMF [105] is  $\xi(m) \propto m^{-\alpha}$ ,  $\alpha \approx 2.3$ ,  $0.4 < m/M_{\odot} < 10$ . It provides a convenient way of parametrization of the relative number of stars as a function of their mass. The IMF has been one of the most debated issues in galaxy studies.

Modern measurements obtained from young clusters and associations, and old globular clusters suggested that the vast majority of their stars were drawn from a universal or canonical IMF: a power law of Salpeter index ( $\Gamma_2 = 1.3, \alpha_2 = 2.3$ ) above half a solar mass, and a log normal or a shallower power law ( $\Gamma_1 \approx 0.3, \alpha_1 \approx 1.3$ ) for lower mass stars (fig. 4-24 in the recent review [106] which covers much of this material).

### 2.1 IMF Question 1

*The shape and the universality of the IMF is still under investigation. Could you explain why?*

#### 2.1.1 Answer:

Before continuing one needs to establish some precise vocabulary: The stellar IMF is the distribution of stellar masses formed together in one star-formation event (see Sec. 2.1.2). It is constrained by star counts in a given star-formation event. Such a population of stars is *simple* (one age, one metallicity). The IMF of a whole galaxy (see Sec. 2.2.2) is a different issue, as it is deduced from the field population of stars in a galaxy, and this field population has many different ages and metallicities, it is *complex*.

Rigorous work on the IMF needs to differentiate between the true IMF of a simple population and the IMF of a complex population. Are the two the same?

The reason why the question of whether the IMF is universal or not is still being studied and debated is that the IMF is indeed such a fundamentally important distribution function, and because constraining the IMF observationally is very hard indeed and mistakes in the analysis can easily occur if the work is not highly rigorous in every respect. Any scientist attempting this task requires intimate knowledge of all aspects of astrophysics, such as pre-main sequence and post-main sequence stellar evolution, stellar birth-rate functions, the structures in which stars typically form and their dynamical evolution including gas expulsion processes, the properties and evolution of binary systems and the corrections of star counts for various biases and uncertainties. One bias, for example, often not appreciated in dealing with Galactic-field star counts, is that by the nature of the systematically changing mass-ratio of binary stars with primary mass, the photometric distance estimates suffer a systematic bias in dependence of the primary star mass [107]. It is comparatively easy to make a survey, count the “stars”, and to construct a “mass” distribution. Following such a straight forward procedure, typically one obtains different mass functions for different populations (e.g. the Orion Nebula Cluster versus the Taurus-Auriga populations vs the Galactic field “IMF”). But the difficult and salient aspect of deriving the IMF is to correct the star counts for all biases and extracting the physically relevant information. And this is where some teams have progressed far, while others have not, and therefore significant discussion continues.

Essentially, the problem is so hard, but appears so easy, that mistakes are made readily leading to debates and argumentations which might not be necessary.

Any young researcher without very detailed knowledge of all the previous results and analyses, is likely to do avoidable and out-of-date errors therewith setting back progress unnecessarily.

Two cases in point exemplify this: some researchers keep insisting up until today that the IMF obtained from the Taurus-Auriga groups of very young stars is substantially different from the normal or canonical IMF or the IMF constrained for the Orion Nebula Cluster. But, taking into account the very major uncertainty in estimating stellar masses for <few Myr old stars (see p. 24) and the known fact that most stars in Taurus are in binary systems while only about 50 per cent of systems in the Orion Nebula Cluster are binaries, leads to the underlying parent distribution function of individual stellar masses being consistent with the same function within the uncertainties. This has been shown a long time ago (see the review [106]), but, for some unclear reason, this is being ignored by others. Another example is the recent claim by [108] that brown dwarfs constitute a continuous extension of the stellar IMF based on the recently constrained field-star IMF by [109]. But the au-

thors of the field-star IMF explicitly warn, in their abstract, that the functional form of the IMF they derive is only valid for a restricted mass range which excludes brown dwarfs. Ignoring this and using the functional form as a model including brown dwarfs yields wrong results. The observationally established existence of the brown dwarf desert according to which stars rarely have brown dwarfs as companions [110] is a primary issue where [108] err. All of this discussion has been occurring in the past years, although models addressing all of these issues carefully had been published many years ago (see the review [106]). It has already been shown in 2003 [111] that, treating brown dwarfs as stars in constructing binaries, leads to far too many star–brown and far too few star–star binaries, in comparison to all known populations. Brown dwarfs therefore absolutely must be treated with their own, separate, IMF, as also planets have their own IMF which is not a continuous extension of the stellar IMF.

Thus, a discussion is kept going which may not be entirely useful, rather than building upon the robust observational findings,

such as the verification of the brown dwarf desert by the excellent work of Dieterich et al. [110] in combination with the known stellar and brown dwarf binary properties.

### 2.1.2 The universal but systematically varying IMF of simple populations

The holy grail of IMF research is extracting the expected systematic variation of the IMF with physical conditions of star formation.

A star-formation event yields a stellar population whose mass distribution is describable by the stellar IMF of a simple population (see p. 21). Such a star-formation event occurs in a molecular cloud core typically on a sub-pc-scale and on a Myr time-scale and can be referred to as an embedded cluster. The stars belonging to such an “event” can neither be counted accurately nor precisely, but such a population is mono-metallic and coeval to within a few to ten times  $10^5$  yr, which is the time-scale over which an embedded cluster forms. This time scale is typically a few to ten times longer than the time ( $\approx 10^5$  yr) it takes for an individual star to assemble about 90 per cent of its final mass [112]. This is seen nicely even in supposedly “distributed” or “isolated” star formation in the Taurus-Auriga clouds [113, 114, 115] and in the southern part of the L1641 Orion cloud [116, 117, 118]. In these clouds the stars and proto-stars with ages younger than about 1 Myr are distributed non-uniformly in many groups of stars clustered on  $\lesssim 1$  pc scales.

Thus, the direct imaging of all very young stellar and sub-stellar objects disprove the concept that there is a distributed mode of star formation below some threshold. Star formation is organized into sub-pc-scale events, which

for all practical purposes can be described as embedded clusters. Direct observations suggest that the least massive embedded cluster consists of about a dozen binaries [115].

Denser, richer embedded clusters are dynamically active and expel stars from their cores as soon as these form (Oh, Kroupa & Pflamm-Altenburg 2015: [119]). Extremely massive star clusters with stellar masses  $\gtrsim 10^6 M_\odot$  may retain gas for long such that their stellar populations may be complex [120]. Even modest clusters may re-accrete gas well after their formation [121] also leading to non-simple population mixtures. Observations of the gas content of young and intermediate-age clusters constrain such theories [122].

According to the IMF un-measurability theorem [106] *the IMF can never be measured*. It can be stated that the IMF does not have physical reality: there is never any instant in time where  $\xi(m)$  is fully assembled.  $\xi(m)$  is therefore a theoretical and mathematical concept or entity.

As new binary stars form, others are ejected or broken up into their binary companions, at any instant low-mass stars have not yet reached the main sequence while massive ones have already left it and/or have been ejected from their rich embedded clusters. Thus, what an observer deduces, given an available particular survey data set, is merely a part of  $\xi(m)$ .

The art in the game of deducing a complete mathematical form of  $\xi(m)$  and the mass range over which it is valid (assuming such a form exists as a theoretical construction) is putting together the observational clues and pieces to one functional form which can be used in theoretical work on stellar populations. Indeed, a particular stellar population constitutes merely a snapshot which is but fleeting, and the same population may appear to be described by a different mass function (MF) when viewed with a different survey at a different (astrophysical) time. Apart from the highly significant uncertainties (factors of two) in mass and age determinations of individual rapidly evolving very young stars given their photometric properties when they are younger than a few Myr, as demonstrated by the seminal work of Günther Wuchterl & Werner Tscharnuter in 2003 [112], there is patchy obscuration by dust and, very fundamentally, a time-varying population of unresolved binary stars.

Star formation typically yields binary stars, because the contracting pre-stellar molecular cloud core needs to shed and deposit its angular momentum while the formation of three- or higher-order multiple systems can only be a rare outcome [123].



Rich clusters, which partially survive the violent birth involving expulsion of their residual gas with the associated violent revirialisation (e.g. [124, 125]), will, after these events, contain a stellar mass function which has been damaged by loss of stars and this may be stellar-mass dependent if the clusters were mass segregated [126]. Star clusters evolve by evaporation preferentially of their least-massive stars and dissolve in about 20 present-day two-body relaxation times. While the initial or primordial binary population is broken up early [127], the binary fraction may increase with time as hard binaries<sup>10</sup> remain preferentially in a cluster because they have, on average, higher system masses than single stars.<sup>11</sup> Binary systems are typically unresolvable with observations. *At any time, a cluster thus has an observable stellar (system) mass function which deviates substantially from the original IMF of all its stars it was born with.* Direct star-formation simulations which are already approaching sufficient realism to reflect the real population can be used to study the time-variation of the observable MF of stars and binary systems such as demonstrated by the seminal work of Matthew Bate [130].

Therefore, the proper procedure for constraining  $\xi(m)$  is to pose the hypothesis that there is a parent  $\xi(m)$  from which the various observed snapshots (e.g. the individual groups in Taurus-Auriga, or a particular young or old star cluster) are drawn, thereby it being essential to take into account in the analysis *all* biases and evolution effects [106]. The mere counting-up of observed “stars” (many of which are typically unresolved binary systems) to create a histogram of masses, i.e. to obtain an estimate of the stellar mass function, suggests such mass functions to have different shapes.

But careful analysis has always yielded the result that the hypothesis that there is one invariant parent distribution cannot, in most cases, be rejected, given all the uncertainties and biases.

This statement is true for star-formation that is and has been occurring in the MW disk, including the Taurus-Auriga clouds and most globular clusters, the Galactic field and bulge and dwarf spheroidal satellite galaxies [106].

Unless the job is done extremely carefully and thoughtfully, the various outcomes of the star formation process will appear like a mess, such that somewhat careless work may imply the result “what you see is what you get”, an *opinion* subscribed to by some workers. But in this light the seminal 2007 paper by de Marchi, Paresce & Pulone [131] reporting that low-concentration globular clusters have present-day stellar mass functions which are depleted in low-mass stars (i.e. they have bottom-light mass functions) came as a shock. The dynamical clock ticks slower in low-

<sup>10</sup> Hard binaries have an absolute binding energy,  $E_{\text{bin}} > 0$ , which is significantly larger than the mean kinetic energy of the cluster stars,  $E_{\text{kin}}$ . Soft binaries have  $E_{\text{bin}} \ll E_{\text{kin}}$ .

<sup>11</sup> The issue of IMF invariance is related to the important issue of whether the initial binary-star distribution functions are invariant as well. Observational evidence, analysed carefully and taking into account the dynamical evolution properly, suggests this to be the case in present-day star-forming regions [127, 128] and in major star burst clusters a Hubble time ago [129].

concentration clusters, such that the expectation was that these ought to, if anything, retain the IMF at the low stellar-mass end. This is nicely shown by the international collaboration led by Nathan Leigh ([132], their fig. 4). This surprising observational result can be explained if globular clusters were formed highly compact with radii smaller than about 1 pc, more massive than today and with an IMF which systematically becomes top-heavy with increasing birth density and decreasing metallicity of the cluster with significant expansion through the expulsion of residual gas [133]. The remarkable finding by this study, led by Michael Marks, is that it is consistent with the results obtained entirely independently from two studies led by Jörg Dabringhausen concerning the dynamical  $M/L$  ratios of and the X-ray sources in ultra-compact dwarf galaxies (UCDs) [134, 135, 136]. The dependency of the IMF on star-forming cloud density and metallicity is shown in fig. 3 and 4 in [133]. Furthermore, the first-ever integration of globular clusters on a star-by-star basis over a full Hubble time by Akram Zonoozi et al. furthermore significantly supports these results by uncovering the initial conditions for the two clusters Pal 4 and Pal 14 after violent revirialisation through gas expulsion [137, 138]. The remaining challenge will be to see if the phase prior to violent revirialisation is consistent with the above statements. The recent constraints on the canonical shape of the low-mass stellar IMF in the Arches star-burst cluster by Shin & Kim [139] again supports these results nicely. Further independent evidence for top-heavy IMFs in extreme star-burst environments on scales of less than 100 pc is seen in the high rate of type II supernovae in e.g. Abell 220 and 299 [140, 136, 106].

Indeed, the concept of an invariant, universally valid parent IMF stands in contradiction to all predictions star-formation theory has been making over the past decades. According to even robust and fundamental arguments in star formation theory, the IMF ought to become top-heavy with decreasing metallicity and increasing gas density and temperature.<sup>12</sup> Cases in point of theoretical IMF work investigating possible variations with physical conditions are [146, 145, 149, 150, 151, 152, 153, 154, 130, 155].

According to the above results gleaned largely from resolved stellar populations, the following may be stated on the IMF:

---

<sup>12</sup> The recent much noted and important suggestion that the IMF becomes very bottom heavy with increasing mass of elliptical galaxies has been shown to be untenable (see [141, 142, 143], with a possible solution to the spectroscopic evidence being proposed by [144]). Also, no theory of the IMF has ever *predicted* such a bottom-heavy IMF, while *predictions* were always such that the IMF becomes top-heavy under extreme conditions (e.g. Larson [145] as based on the Jeans-mass argument and Adams & Fatuzzo [146] as based on a self-regulated star formation theory). No physical conditions are known which can generate such a bottom-heavy distribution of stellar masses (although [147] now suggest this may be possible, at least partially in highly turbulent high-Mach-number gas). Weidner et al. [148] point out the problems associated with such an IMF for the metal enrichment required to account for the observed abundances. Also, the relics of the most intense pc-scale star-burst systems known in the Local Group, the globular clusters, show bottom-light MFs [131, 132] which can be accounted for only with significant dynamical evolution as noted above. The bottom-heavy IMF case will therefore not be discussed further here.

The stellar IMF can be described as an invariant canonical distribution function (see also Sec. 2.3) when the star-formation rate density (SFRD) in an embedded cluster is  $\lesssim 0.1 M_{\odot}/(\text{pc}^3 \text{yr})$ , while it becomes progressively top-heavy with increasing SFRD [133].

## 2.2 IMF Question 2

*Why it is so difficult to deduce the IMF of a galaxy?*

### 2.2.1 Answer:

Measuring the IMF of a simple resolved population is very challenging (Sec. 2.1.2), but deducing the IMF of a whole star-forming galaxy is a very different problem. In a star cluster the IMF can be constrained from the count of individual stellar systems (single stars and unresolved binaries). For a galaxy this is not possible, last not least because there are far too many stars to count, if stars can be resolved at all. Estimating the IMF of a whole galaxy, the galaxy-wide IMF (GWIMF) or the IMF of a complex population, must therefore rely on the integrated light properties of the galaxy, or on spectroscopic analysis. *The former* can yield constraints on the relative number of massive and less massive stars, since a population with a top-heavy GWIMF will be blue, while a galaxy with a top-light GWIMF will be redder. But there are degeneracies, such as younger more-metal-rich populations being as red as old metal-poor populations or populations with more bottom-heavy IMFs. *The latter* constrains the stellar population mixture more precisely from its spectral energy distribution but relies on a template library of stellar spectra which need to be combined in the correct proportions to fit the observed SED. Ideally, all different methods would be used in unison to enhance the constraints, but the workload is formidable and subject to problems such as the spectral library not being complete (if a type of star is not part of the library, other stars in the library need to compensate its contribution which can bias the result – see footnote 12 on p. 26 for a possible example of this). Also, in deriving the GWIMF it needs to be taken into account that low-mass stars have been adding up over the star formation history of a galaxy, while the massive star content is only visible as established during a time corresponding to the life time of the massive star being considered [156, 157, 106]. Normalisation issues between the low-mass end and the high-mass end thus arise, as well as systematically different spatial distributions between low-mass and massive stars. Low mass stars come in ages extending to the birth of the galaxy and have thus had many Gyr to diffuse in phase space away from their original location (e.g. the ancient thick disk), while those massive stars that were not dynamically ejected from their birth clusters occupy the phase-space region they were born in (e.g. the

young thin disk). Similar issues are dealt with in extreme detail by the seminal work on the IMF by John Scalo [157] and Bruce Elmegreen & John Scalo [158].

### 2.2.2 The Galactic field IMF

The IMF of the MW disk can be constrained by carefully analyzing direct star-counts. This is a difficult endeavor prone to biases which, if not recognized, may affect the result to disadvantage. The conversion of the stellar luminosity function to the stellar mass function is proportional to the derivative of the stellar mass–luminosity relation which has substantial uncertainties [159]. One can count the stars in dependence of their absolute luminosity to construct the stellar luminosity function within a small region around the Sun for which trigonometric parallax is available. This ensemble of stars is so close by, within 5 to 20 pc depending on the brightness of the star, that all multiple systems are resolved such that an estimate of the individual stellar luminosity function becomes possible. An alternative, in order to increase the number of stars and thus the statistical significance of the stellar count per luminosity bin, is to perform thin pencil beam surveys to reach the stellar population along the line of sight out to 100 or more pc pioneered by Neill Reid and Gerry Gilmore. Many such pencil beam surveys can be done, and distance measurements rely on the photometric parallax method. Multiple systems remain unresolved. The biases associated with the two methods need to be understood very well, and the structure of the Galactic disk needs to be modelled, as well as the age and metallicity distribution of the stars of different masses. Thus the Lutz-Kelker bias needs to be accounted for through measurements errors in trigonometric parallax, cosmic scatter needs to be modelled to account for Malmquist bias. The break-through seminal paper on this problem has been contributed by Stobie, Ishida & Peacock in 1989 [160]. A multi-dimensional minimisation procedure, solving simultaneously for both types of star counts, has been performed only once so far, in 1993 [107]. The resulting estimate of the IMF for main sequence stars with masses below about  $1 M_{\odot}$  for the Galactic field population turned out to be nicely consistent with Salpeter’s work [105]<sup>13</sup>, and to be remarkably robust over time and to be a good model for the parent IMF which is consistent with the resolved stellar populations seen in current star forming regions and in star clusters (see gray box on p. 21). This result by [107] deviates from the previous seminal work of Miller & Scalo in 1979 [156] and Scalo in 1986 [157] in that the mass–luminosity relation of low mass stars was modelled physically properly for the first time [159], multiple systems were taken into account for the first time [161], and both, the nearby and the pencil-beam surveys were combined consistently for the first and until now for the last time [162]. The constraints of the field-star IMF by [157] remained valid for stars more massive than  $1 M_{\odot}$ , but this regime is very hard to treat because a time-evolving star-formation history introduces structure into the observationally derived IMF, as shown for the first time by Elmegreen & Scalo in 2006 [158].

---

<sup>13</sup> Salpeter constrained the IMF for stellar masses in the range 0.4 to  $10 M_{\odot}$ .

Nevertheless, the overall slope of the field-star IMF above about  $1 M_{\odot}$ , derived by Scalo's analysis [157], turned out to be steeper with  $\alpha \approx 2.7$  [107] than the massive-star IMF deduced in individual very young populations, notably by the ground-breaking work of Phil Massey (see his review [163] and fig. 2 therein),  $\alpha \approx 2.3$ , independently of metallicity and density for current star-forming regions [106].

This difference between the field-star IMF and the IMF deduced in star-forming regions remained unexplained for decades, and I simply thought that the Scalo index may not be correct. In Sec. 2.2.3 this discrepancy will be resolved.

### 2.2.3 Answer: the IMF in other galaxies

Deducing constraints on the GWIMF in external galaxies is hard because one deals with integrated flux in various spectral pass bands, and non-uniform extinction by dust, loss of photons, scattering of photons, all play a role. Reducing the observations to a usable result is a nightmare. But a few teams in the USA and in Australia have managed break-throughs on this problem with rather dramatic results, as will be touched upon further below in this section.

Observational evidence for a systematically top-heavy IMF in star-bursting galaxies and regions therein and at larger redshift has been suggested since decades (notably by Francesca Matteucci [164], see also [106] and references therein). *But an underlying systematically varying and computable IMF model, which accounts for this observational evidence and at the same time also for the universality of the IMF in local star formation, was not available.* And, the observational evidence was based on indirect arguments, such as the dynamical  $M/L$  ratios of a region, the available gas mass and its luminosity and the metallicity distribution. A computational approach did not exist at all, except to make somewhat ad-hoc assumptions as to how the IMF may change with redshift, for example, based on a Jeans-mass argument and ambient temperature. The shape of the IMF remained unpredicted.

In any case, why should the IMF of a whole galaxy or of a large region within it differ from the IMF in actual star-forming places which are observed, wherever resolution is sufficient, to occur in pc-sized cloud cores which may not know in which type of galaxy they condense in out of a molecular cloud through self gravity?

One possible argument for a similarity between the IMF and the GWIMF would be if one assumes the IMF is a probability density distribution function. That is, in small pc-sized star-forming pockets  $N_p$  stars are drawn randomly from the same IMF as also describes the random drawing process to form  $N_g \gg N_p$  stars in a whole galaxy. Then, statistically, IMF=GWIMF.

This (naive) ansatz was favored by most researchers, including me (e.g. [149, 150, 165, 166], see also the discussion in [106]). But the computational approach has changed dramatically through the discovery of the IGIMF Theory in 2003 [167]. The generic prediction of the IGIMF theory that the GWIMF steepens at high stellar masses with decreasing galaxy-wide SFR, has been confirmed by observations of thousands of star forming galaxies [168, 169, 170, 171].

As a result, neither the IMF nor the GWIMF are scale-invariant probability density distribution functions.

But before briefly explaining this computational approach it is useful to address the perhaps most important observational evidence which unambiguously indicates a systematic change of the GWIMF from top-light at very low star formation rates (SFRs) to top-heavy at high SFRs. Surveys of hundreds and thousands of star-forming galaxies have used various photometric tracers such as  $H\alpha$  flux to test for the high-mass end of the GWIMF, UV flux to test for the intermediate mass stellar population and red broadband colors to test for the intermediate and lower-mass end of the GWIMF [168, 169, 170, 171]. The data analysis and the investigations of various biases such as from dust attenuation, loss of photons and others, is highly involved and reported in these works in much detail.

The result in all of these surveys has been consistent in that the GWIMF flattens progressively with increasing SFR. Modelling the GWIMF as a canonical IMF which has  $\alpha_1 = 1.3$  for stellar masses  $m < 0.5, M_\odot$  and  $\alpha_2 = 2.3$  for  $0.5 < m/M_\odot \lesssim 1$  with  $\alpha_3$  being the index above  $\approx 1 M_\odot$ , the dependency of  $\alpha_3$  on the SFR as deduced from the data is shown in Fig. 5.

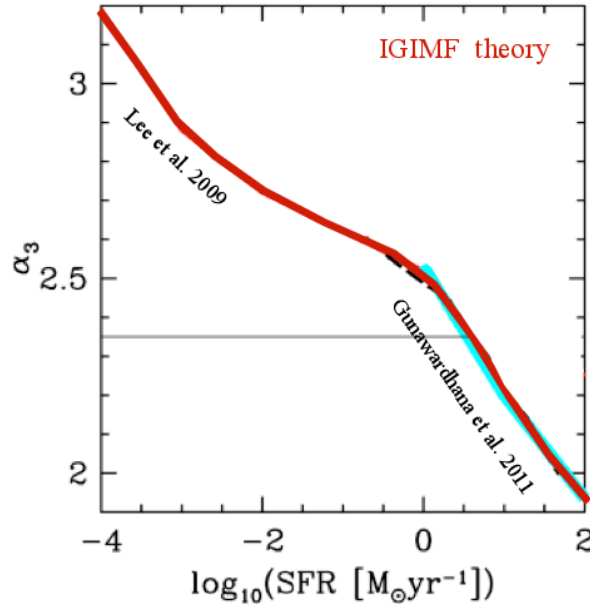
How can this result of a systematically varying GWIMF with SFR be understood in terms of the largely invariant stellar IMF deduced from individual simple stellar populations (Sec. 2.1.2)?

The clue comes from realizing that the GWIMF is but the result of the addition of all simple populations in a galaxy to build-up the complex population of the galaxy. Thus, in simplified notation (SP=simple population = embedded cluster = star-formation event),

$$\text{GWIMF}(m) = \sum_{\text{SP}} \xi_i(m), \quad (3)$$

where  $\xi_i(m)$  is the stellar IMF contributed by the  $i$ th star-formation event.

How was this ansatz discovered? In 2002 I was reconsidering my old problem (p. 14 above) of how thin galactic disks might thicken with time, and since I was working as a hobby on Nbody models of embedded star clusters which expel their unused gas through the action of their massive stellar content, I realized that such “popping” clusters may lead to hot kinematical components in the disk of a galaxy. Assuming all stars form in a distribution of embedded clusters,



**Fig. 5** The power-law index  $\alpha_3$  of the galaxy-wide IMF (GWIMF) for stars more massive than  $\approx 1 M_\odot$  as a function of the galaxy-wide SFR is shown as the thick (red) solid line, as constrained by [169] for dwarf galaxies and by [171] for more massive galaxies, comparable and more massive than the MW. The solid curve coincides with the systematic variation of the IGIMF with SFR, as computed with the IGIMF Theory (adapted from fig. 1 in [172]. See also fig. 1 in Gargiulo et al. [173]. The horizontal line marks the canonical Salpeter/Massey index  $\alpha = 2.35$ ).

i.e. *that embedded clusters are the fundamental building blocks of galaxies* [79], I calculated the integrals and found that it was readily possible to account for the thick disk and the subsequent thinning of the MW disk as time progressed if the SFR of the MW decreased with time until the present value of a few  $M_\odot/\text{yr}$  [174]. This work done in 2002 constituted, without me knowing, the prediction that the MW would have been resembling a chain galaxy discovered in 2004 by Bruce Elmegreen et al. [175].

With this ansatz, a similar integral over all star formation events or all embedded clusters yielded the integrated galactic IMF (IGIMF). Together with my then PhD student Carsten Weidner we did this in 2003, finding that the Galactic-field IMF had to be steeper than the IMF [167]. This, of course, explained the result which Scalo [157] had already obtained (see Sec. 2.2.2). A generalization of this result to other galaxies became possible by realizing that the most-massive cluster which is forming in a galaxy depends on the SFR of the galaxy ([176], note the extension to high SFRs by [177]). This allowed us to make the fundamental prediction that the IGIMF will flatten with increasing SFR [178]. This *predicted* behavior was confirmed *later* by the observational teams mentioned above. A particular success was

the prediction of the  $H\alpha$  flux deficit over what is expected for an invariant IMF for dwarf galaxies [179], as confirmed by [169].

One shortcoming of the IGIMF Theory as known then was that it could not predict a top-heavy GWIMF, because the IGIMF could at most only become as flat as the canonical stellar IMF (i.e. Salpeter index) above  $\approx 1 M_{\odot}$  in the “minimal scenario” of Weidner & Kroupa [178]. The knowledge of the top-heavy IMF in extreme star-burst clusters discussed in Sec. 2.1.2 was not known then. However, including that knowledge, which was obtained entirely independently of the IGIMF Theory, into the RHS of eq. 3, yielded agreement with the observed GWIMF as a function of SFR as shown in Fig. 5. This was published by Weidner et al. in 2013 [172]. The implication of this work is that the mass function of embedded clusters (ECMF), i.e. of star formation events, needs to also become somewhat top-heavy with an increasing galaxy-wide SFR. Galaxies with high SFRs  $> 10 M_{\odot}$  thus also have slightly top-heavy ECMFs.

### 2.3 IMF Question 3

*Is the IMF really a universal function?*

#### 2.3.1 Answer: Rules there are

This question can be answered readily today: *yes and no*:

The IMF within a star formation event (i.e. embedded cluster) can be taken to be a mathematically defined parent distribution function,  $\xi(m)$ , which follows universal rules that make it dependent on the physical boundary conditions which determine the distribution function of star formation events that are physically accessible for a galaxy.

The parent distribution function of stellar masses formed in one event (i.e. in an embedded cluster) is subject to conditions which are axioms derived empirically (for a full list see [172]):

- For a star-formation rate density on a pc-scale  $\text{SFRD} \lesssim 0.1 M_{\odot}/(\text{pc}^3 \text{ yr})$  the IMF is just the canonical form which can, for mathematical convenience, be written as a two-part power law form, or less conveniently as a log-normal part in the approximate range  $0.08 - 1 M_{\odot}$  (see gray box on p. 21).



- Based on independently obtained evidence from globular clusters and UCDs, the IMF becomes top-heavy when  $\text{SFRD} \gtrsim 0.1 M_{\odot}/(\text{yr pc}^3)$  (Sec. 2.1.2).
- The IMF is truncated at the canonical maximal stellar mass  $m_{\text{max}*} \approx 150 M_{\odot}$ , as deduced by different independently working groups (for the occurrence of *super-canonical stars* see [180]).
- The IMF, interpreted as an optimally sampled density distribution function [106], has a most massive star which depends on the stellar mass of the star-formation event or embedded cluster,  $m_{\text{max}} = \mathcal{K}_1(M_{\text{ecl}}) \leq m_{\text{max}*}$  (the  $m_{\text{max}} - M_{\text{ecl}}$  relation). The function  $\mathcal{K}_1(M_{\text{ecl}})$  can be either fitted to the data or it may be derived independently from solving an integral equation (e.g. eq. 4-66 in [106]) and therefore directly follows from the shape of the IMF.
- The most massive embedded star cluster forming in a galaxy depends on the SFR of the galaxy,  $M_{\text{ecl,max}} = \mathcal{K}_2(\text{SFR})$ . Similarly to the function  $\mathcal{K}_1$  above, this function  $\mathcal{K}_2(\text{SFR})$  can be fitted to data [176, 177] or it may be derived independently from solving an integral equation which expresses the stellar mass forming in embedded clusters on the time-scale,  $\delta t \approx 10 \text{ Myr}$ , within which the inter stellar medium collapses to molecular clouds which then spawn the new population of stars (eq. 4.69 and 4.70 in [106]).
- The mass function of star formation events or embedded clusters (the ECMF) becomes slightly top heavy when the galaxy-wide  $\text{SFR} > 1 M_{\odot}/\text{yr}$  (eq. 3 in [172]).

The *galaxy-wide IMF* then follows from the above axioms by summing together all the IMFs contributed by each star formation event over all star-formation events in a galaxy up to the most massive such event which is sustained in the galaxy, given its SFR (eq. 3). This is the *IGIMF Theory*. It is a theory because it is based on one principle, namely that star formation always occurs in phase-space correlated star formation events<sup>14</sup> and a small set of axioms derived from independent observations, and because it is predictive. That is, with the IGIMF Theory it is possible to calculate, from a few first principles deduced from observation, how galaxies evolve, enrich with metals and buildup their stellar masses (e.g. [181, 179, 82, 182, 173]).

Self-similar [21, 62, 89] star-forming disk galaxies are the by far dominant galaxy type [19] above a luminosity of  $L \approx 10^{10} L_{\odot}$ . The pronounced similarity of galaxies is not expected in the SMoC (Standard Model of Cosmology) [21] but is a manifestation of star formation being largely self-regulated [63], and this fundamental aspect of galactic astrophysics is captured by the IGIMF Theory. The top-heaviness of the IGIMF at very high SFRs (fig. 3 in [172], Fig. 5 above) immediately implies

<sup>14</sup> These are the maxima in the density fluctuations in a turbulent molecular cloud, also called embedded clusters. The least-massive examples of “embedded clusters” with a mass of about  $5 M_{\odot}$  are what some refer to as “distributed star formation”, see the individual groups or clusters in Taurus-Auriga or in the southern part of the Orion L1641 cloud discussed above.

that elliptical galaxies formed with top-heavy IMFs, in nice agreement with the constraints on the IMF from the metal abundances brilliantly deduced by Francesca Matteucci already in 1994 [164, 183]).

*But why can the IMF not be a probability distribution function? Purely randomly sampling from a canonical IMF violates the too small spread in the IMF power-law indices deduced from many different simple populations by direct star counts (fig. 4-27 in [106]) and also the too small spread in the  $m_{\text{max}} - M_{\text{ec1}}$  data, the spread in these data being consistent with measurement uncertainties [184]. The physical spread thus seems to be small, such that the physical constraints required to ensure the small spread implies that even a probabilistically sampled IMF becomes indistinguishable from an optimally sampled IMF. The physical interpretation of this result is that star-formation appears to be highly self-regulated, in agreement with an attractive model of star formation by Adams & Fatuzzo [146]. Interpreting the IMF as an optimally sampled distribution function makes it mathematically convenient with the physical content of perfect self-regulation.*

Concerning the philosophical basis of the IGIMF Theory, there is a nice little episode that occurred recently involving one of the greatest minds in computational dynamics: in September 2014 I was attending the workshop held in honor of Sverre Aarseth's 80th birthday at an exclusive place in Sexten in the Dolomites. One day I was walking with Seppo Mikkola and I mentioned to him "*Nature must be surprisingly self-regulated*". He replied unhesitatingly, "*Yes, otherwise there would be complete chaos.*" Indeed a direct falsification of stochastic star formation has been achieved by an investigation of the very young cluster distribution in the galaxy M33 by Pflamm-Altenburg et al. (2013, [185]).

### 2.3.2 Stochastic community reactions

Despite the rather impressive quality of the IGIMF Theory, it seems to have implications which are unpalatable to parts of the community. One is that the seminal Kennicutt relation [186, 187] for calculating the SFR of a galaxy given its  $\text{H}\alpha$  flux needs to be corrected [188]. This centrally important relation for extragalactic studies assumed the IMF to be invariant amongst galaxies. But according to the IGIMF Theory, galaxies with a lower SFR have a comparative deficit in their massive star content while the Kennicutt relation was derived assuming an invariant ratio of massive stars to low mass stars. This has deep implications for the gas-depletion time scales and the stellar-mass buildup times of dwarf galaxies [189], which consequently do not fit the present-day models tailored within the SMOc framework. With the IGIMF Theory, a most remarkable prediction became possible, namely that dwarf galaxies must have a smaller  $\text{H}\alpha/\text{UV}$  flux ratio than more massive galaxies [179]. The IGIMF Theory also predicts a short radial cutoff of galactic disks in the

H $\alpha$  flux, the disks being much more extended in the UV [181]. Both *predictions* are confirmed by observations [169, 190].

While we now have, for the first time, a computable IMF model which encompasses universal star formation within the local smallest-groups or “distributed mode” reaching up to major starbursts, it is amusing but also frustrating to observe how parts of the community appear to invest a very major effort to show that the IGIMF Theory is not applicable. There is nothing to be written against critical tests. But too many, and it seems all published work which claims to rule out the IGIMF Theory I am aware of, has been shown to be flawed, either because newer data made the original counter argument redundant, or because the calculations are wrong. It is worth considering these reactions, since they imply that the community is now essentially largely ignoring the IGIMF Theory for interpreting extragalactic observations, rather than using the IGIMF Theory *as one possibility* to interpret the observations. For example, although [191] essentially find evidence for the IGIMF Theory by studying the stellar population in the outer region of a dwarf galaxy, the IGIMF Theory is not even mentioned, and instead stochastic star formation is used as the favored model. This is done despite the evidence that stochastic and unclustered star formation is not the appropriate description of star formation in low-density regions (see [192, 115, 193, 194], fig. 1 in [117]), and the explicit result that stochastic star formation is ruled out given data [185, 106].

A few cases in point which are fielded as arguments against the IGIMF Theory:

- In studying if a physical most-massive-star–star-cluster-mass ( $m_{\max} - M_{\text{ecl}}$ ) relation exists, [195] write in their abstract “Although we do not consider our compilation to be either complete or unbiased, we discuss the method by which such data should be statistically analysed. Our very provisional conclusion is that the data are not indicating any striking deviation from the expectations of random drawing.” This one last sentence, *which only expresses an opinion*, does all the damage, as this paper is being cited as evidence against the existence of a physical  $m_{\max} - M_{\text{ecl}}$  relation. But [195] culled their original data multiply times until they obtained a remnant distribution consistent with random selection of the most massive star from a model IMF, given  $N$  stars in a model. That is, their modelling did not demonstrate that stochastic sampling from the IMF is a preferred model. Further, they did not test the hypothesis whether the  $m_{\max} - M_{\text{ecl}}$  relation is ruled out by their data, and their analysis is made redundant in any case by the new data obtained by Kirk & Myers [194] which show a very small spread at the low-mass end ruling out stochastic sampling [184].
- Analyzing the spatial distribution of massive stars, [196] argue that 4 per cent of O stars which have been interpreted to have formed in isolation are consistent with stochastic/random sampling from the stellar IMF and therewith they argue against the existence of a physical  $m_{\max} - M_{\text{ecl}}$  relation. However, this exercise has become redundant because Gvaramadze et al. [197] have gathered data which show that virtually all of the previously thought 4 per cent “isolated” O stars are most likely runaways. The remaining fraction of O stars that cannot be identified as such is so small that it is not significant, but [197] demonstrate that it is consistent with the expected fraction of O stars which cannot be traced back to

their birth cluster due to the *two-step ejection mechanism* [198]. This mechanism operates by a massive binary being dynamically ejected from its birth cluster, and when the primary explodes as a supernova, the secondary is launched on a random trajectory depending on the phase of its orbit. Thus again, this “evidence against a physical  $m_{\max} - M_{\text{ecl}}$  relation” does not stand up to scrutiny.

- Notwithstanding the above rebuttals of the claims based on resolved populations fielded against the existence of a physical  $m_{\max} - M_{\text{ecl}}$  relation, [199] deduce, from their observations of unresolved very young clusters in a distant dwarf galaxy, that the relation is not evident and that the IMF is randomly sampled. The problems their analysis suffers from are pointed out by [200], who show that once the analysis is done correctly, the same data in actuality are consistent with the physical  $m_{\max} - M_{\text{ecl}}$  relation. Not wavering in their quest to argue that the relation does not exist, they repeat their analysis in [201] for another galaxy publishing a paper with significant text overlap with the previous one.
- There are other claims, none of which stand up to closer scrutiny, such as sometimes unwarranted criticism of the selection by Weidner et al of the  $m_{\max} - M_{\text{ecl}}$  data: the selection is based on two criteria only, namely the very young cluster has to be of age smaller than 4 Myr and must not have evidence for a supernova explosion, and the partially very large uncertainties are carried through properly into the analysis [184]. Or, claims are put forward for cases of isolated massive star formation in nearby galaxies (such as in 2012, [202]) as an argument for stochastic star formation based on oversimplified O-star propagation times, ignoring, for the sake of the argument it seems, that a major star-forming region contains many compact embedded clusters and that the two-step ejection mechanism pointed out in 2010 [198] leads to O stars that cannot be traced back to their birth cluster. One of the authors of that study just said “Who cares?” when I pointed out that this mechanism most probably explains all their “isolated” O stars.

It is true that mistakes may happen, but these cases are mentioned here as a documentation of possible evidence as to how the scientific publications are sometimes designed in order to portray an opinion rather than from evidence. Indeed, that the natural sciences have a crisis is well known (see the gray box on p. 13 and Sec. 3), and the above suggests that astronomy is not an exception.

Isolated massive star formation and the  $m_{\max} - M_{\text{ecl}}$  relation are central issues in the IGIMF Theory, because massive stars can, according to this theory, only form in embedded clusters. It is this relation which leads to galaxies with a low SFR, and which therefore form low-mass embedded clusters only, to have a deficit of massive stars compared to a statistically under-sampled IMF. Thus, if it could have been shown that the  $m_{\max} - M_{\text{ecl}}$  relation does not exist, then the IGIMF Theory with all its implications for galactic astrophysics and cosmological star formation would not be valid in the way it has been applied.<sup>15</sup> It is amusing to see how, as the evidence

<sup>15</sup> A weaker form of the IGIMF Theory persists nevertheless if it is assumed that all stars are formed in clusters which follow a cluster mass function. Only in the trivial and unphysical case that star formation is modelled as purely stochastic drawing of stars from an invariant IMF throughout a

mounts which demonstrates that the relation is physical, a few teams are attempting to move their criticisms to ever more distant galaxies. For example the attempts to prove that isolated massive star formation does occur (which would violate the  $m_{\max} - M_{\text{ecl}}$  relation here) in external galaxies where such opinions (rather than robust calculations) can be barely disproven, given the extreme distances involved, are heraldic. Or, publishing opinions in the abstracts of peer-reviewed journal papers that unresolved very young (but partially shrouded) clusters in distant galaxies disprove the existence of the  $m_{\max} - M_{\text{ecl}}$  relation are comic at best. Most researchers do not have the time to analyse research papers in much detail, and all too often the contents of an abstract are adopted without careful perusal of the solidity of the contents. Thus opinions may be propagated which lack a firm scientific foundation to, with time, solidify a wrong but *majority view*.

At the end of the day, this situation is becoming as unsolvable as someone claiming that Newton's law of universal gravitation is falsified because in some distant apple trees there is evidence that some apples did not actually drop down, thereby ignoring that unseen animals devour the vanished apples. In this case the claim may not be falsifiable if the animals are unobservable (too small, too quick).

## 2.4 IMF Question 4

*Does the IMF get heavier with galaxy mass,  $M$ , galaxy velocity dispersion,  $\sigma$ , and metallicity  $Z$ ?*

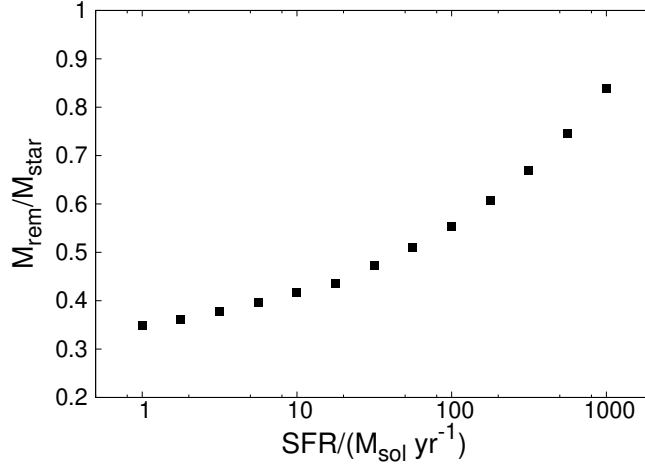
### 2.4.1 Answer:

Yes, it does. There is strong evidence suggesting that the IMF in individual star formation events, i.e. in embedded clusters, becomes top-heavy with increasing density and decreasing metallicity (Sec. 2.1.2; see footnote 12 concerning the bottom-heavy IMF). The mathematical dependency on density is stronger though, such that in extreme galaxy-wide star bursts in which self-enrichment with metals from type II supernovae proceeds rapidly, the galaxy-wide IMF (GWIMF, eq. 3) becomes top-heavy in galaxies with  $SFR > 1 M_{\odot}/\text{yr}$ . Massive elliptical (E) galaxies are understood to have formed with very high SFRs ( $> 10^3 M_{\odot}/\text{yr}$ ) on a short ( $< 1$  Gyr) time scale, while lower-mass E galaxies took longer to form [204, 173].

Thus, based on the IGIMF Theory it is expected that very massive galaxies have a particularly heavy stellar population per unit light, which consists of a substantial fraction of white dwarfs, neutron stars and stellar mass black holes [173, 172]. Fig. 6 shows the results of an IGIMF model in which the metallicity is assumed to be solar. Thus, a  $10^{11}$  yr old massive E galaxy weighing  $10^{12} M_{\odot}$  in stellar mass which

---

galaxy without further constraints would the IGIMF Theory imply  $\text{IMF}=\text{IGIMF}$  [203] therewith violating the observational evidence that galaxies with a higher SFR have a systematically top-heavy IMF.



**Fig. 6** The fraction of mass in stellar remnants (white dwarfs, neutron stars, stellar black holes),  $M_{\text{rem}}$  divided by the total mass in shining stars with masses smaller than  $0.8 M_{\odot}$ , as a function of the SFR of a galaxy. The IGIMF is calculated according to [172] assuming the mildly variable mass function of star formation events (i.e. of embedded clusters) and solar metallicity (see Fig. 5). The production of stellar remnants is treated as in Dabringhausen et al. ([134]). Kindly provided by Jan Pflamm-Altenburg.

formed within 0.5 Gyr [204, 173] would contain about as much mass in dark stellar remnants as in shining stars, while a low-mass E galaxy ( $10^8 M_{\odot}$ ) which formed with a SFR of  $< 1 M_{\odot}/\text{yr}$  would only have 35 per cent mass in dark remnants in addition to its stellar mass. Detailed IGIMF results on the dynamical  $M/L$  ratios of E galaxies in comparison to observational constraints are available in Gargiulo et al. [173]. Because the mass,  $M$ , metallicity,  $Z$  and velocity dispersion,  $\sigma$  of E galaxies are correlated positively [205, 206], a heavier IMF per unit light correlates with larger  $M, Z, \sigma$ . Note that the previous result reported by Cappellari [206] that more massive E galaxies need a Salpeter IMF which has more faint (essentially dark) M dwarfs rather than a canonical IMF which has fewer M dwarf stars is degenerate with the alternative IGIMF Theory, namely a top-heavy GWIMF with more dark remnants in more massive E galaxies and a GWIMF which is closer to the canonical IMF for low-mass E galaxies.

A pioneering study in which the formation and evolution of E galaxies in a SMOc Universe is studied self-consistently by employing the IGIMF Theory has been made by Gargiulo et al. (2014) [173]. Their conclusions are rather remarkable, namely that E galaxies appear to be better described by the IGIMF theory rather than the customary invariant Salpeter IMF. They emphasize in their Discussion “In general, when the argument of a variable IMF is considered to explain the  $[\alpha/\text{Fe}]$ -stellar mass relation, the proposed IMF is treated as a free parameter . . . , or is varied with exploratory aims . . . , following no particular theory and leaving unexplored a vast region of the corresponding parameter space. In this work, we test the well

defined theory regarding the integrated initial mass function of stars in galaxies with top heavy IMFs in star clusters during starbursts”.

Concerning disk galaxies, the IGIMF Theory has been shown to reproduce the observational constraints on how the GWIMF varies with SFR, as discussed in Sec. 2.2.3.

## 2.5 IMF Question 5

*Why is the problem of the IMF related to the DM problem?*

### 2.5.1 Answer:

The IMF is related to the dark matter problem because a top-heavy IMF yields dark stellar remnants which behave dynamically like cold dark matter. Thus, as Fig. 6 demonstrates, a massive E galaxy which formed with a high  $\text{SFR} > 1000 M_{\odot}/\text{yr}$  would contain as much mass in dark stellar remnants as in shining stars. An astronomer analyzing the dynamical  $M/L$  ratio assuming a universal invariant IMF would wrongly conclude that the massive galaxy contains dark matter. Further, the same hypothetical astronomer may also make wrong deductions on the validity of Milgromian dynamics (Sec. 1.2.1).

How the galaxy-wide IMF affects fundamental physics is influenced subtly in star-forming dwarf disk galaxies (i.e. dIrrs). These are supposed to be dark matter dominated within their inner region. The large cores of their putative dark matter halos are, however, naturally and self-consistently explained in Milgromian dynamics without dark matter [97]. Now, in order to calculate the contribution by stars to the potential, a galaxy-wide IMF is required. If an invariant IMF is used for an ensemble of dIrr galaxies which have different SFRs, the contribution by dark stellar remnants would be calculated to be wrong, if instead the IGIMF Theory were the correct description. Thus, a dIrr galaxy with an extremely low SFR (say  $\text{SFR} = 10^{-4} M_{\odot}/\text{yr}$ ) would appear to have a redder stellar population compared to a model with a canonical IMF, because the IGIMF contains fewer massive stars at this SFR (Sec. 2.2.3, Fig. 5). This may lead to errors in the age and/or metallicity deduction, but will also affect the calculation of the potential. If this is not taken into account, it may be concluded that Milgromian dynamics does not work well in dIrr galaxies unless Milgrom’s constant  $a_0$  is adjusted systematically with the mass of dIrrs. This has indeed been found to be the case [207], but it is unclear at this stage whether using the IGIMF Theory would alleviate this possible tension of Milgromian dynamics with the data. Detailed modelling will be required to study this issue thoroughly.

This highlights how the stellar IMF in galaxies affects our ability of constraining fundamental physics.

### 3 Conclusions

With this text two interrelated topics of galactic astrophysics, namely the nature of gravitation and of stellar populations, have been discussed critically. It has been argued that the most recent research has unequivocally been showing that cold or warm dark matter particles cannot be present. In the SMOc galaxies simply do not acquire the observed properties. In reality galaxy–galaxy mergers are rare and the motions of the satellite galaxies about the Milky Way cannot be reproduced with dynamical friction on the expansive and massive dark matter halos. In reality the vast number of galaxies are rotationally-supported self-regulated systems in which baryonic physics does not need to “fight” against the structures which particle dark matter creates gravitationally. Feedback processes are complex in detail, but readily computable. Some of the galaxies interact, an example being the possible Milky-Way–Andromeda encounter about 11 Gyr ago which defined the present-day structure of the Local Group. Only a few percent of the major galaxies are elliptical galaxies which formed rapidly early on. Most dwarf satellite galaxies appear to be tidal dwarf galaxies, the greatest fraction of which formed early on. The empirical laws of galaxies are excellently captured by two unifying principles, assuming the Standard Model of Particle Physics (SMoPP) to be fully valid: the one is Milgrom’s scale-invariant dynamics in the weak field regime which is pointing towards an advanced understanding of effective gravity, and the other is the IGIMF Theory which follows from unifying principles derived from well-observed local star formation processes. The following two challenges may be useful for young researchers as a guideline for deciding which type of research they would like to pursue:

- Consider the observed distribution of light in an isolated disk galaxy: *predict* the rotation curve given only these data.
- Consider a dwarf disk galaxy with a baryonic mass of  $M_b = 10^8 M_\odot$  and a massive disk galaxy with  $M_b = 10^{11} M_\odot$  assuming they are isolated: *predict* their  $H\alpha$  and their UV luminosities as well as their optical broad-band colors and magnitudes.

The reactions of parts of the cosmologically-relevant community (a) to the evidence presented against the existence of particle dark matter and (b) to the IGIMF Theory has been sketched. While it is crucial to test any theory critically, these reactions are not entirely positive nor productive, from a scientific point of view. Too much dogmatism and peer-bullying appears to be evident, helping to keep younger researchers away from following promising new but also somewhat risky ideas; after all, we are trying to find out how the Universe functions, and without trying all physical possibilities, how can we know? Particularly alarming is that even unphysical models are propagated as major advances as long as these are encoded into the SMOc framework. Perhaps even more alarming are the documented poor arguments fielded against, for example the relevance of phase-space correlated satellite galaxy



systems for testing the SMOc. This hurts scientific progress, last not least because funding for establishing even small groups to study and test alternatives is hard to obtain.

A noteworthy schizophrene reaction of the scientific establishment to new ideas seems to emerge: On the one hand side there is a generally accepted model (the SMOc) which is based on a few empirically derived axioms and which has a disastrous history of failed predictions. Here parts of the community are putting an incredible amount of resources in trying to fiddle some way out of the disfunctionality, whereby none of the long list of failures on galactic scales and beyond have until now ever been solved convincingly. On the other hand side there is a highly successful predictive theory based on a few empirically derived axioms to calculate the properties of stellar populations. But here parts of the community are putting an incredible amount of energy in trying to argue that this theory is not applicable, probably because long-lived culture would need to be revised. Many of the arguments invented for this purpose are weak, as shown by close scrutiny, and do not serve to propagate an overly impressive quality of astronomical research. Here, too, non-scientific methods appear to be employed in attempting to suppress citations and use of the relevant research literature.

But why should the scientific establishment act in this way? If I can get a new insight into how nature functions I tend to be thrilled and excited, even more so if my previous understandings or beliefs are ruptured. But it seems that preserving the known order is also an important driving force, and in some it may be more pronounced. The organisation of funding systems plays a major role here: In the USA the extreme competition for grants tied together with PI salary levels discourages risky new ideas, while in Germany the strong hierarchy in which virtually all institutional resources including secretarial are the property of very few individuals for the time of their permanent employment leaves little room for new groups to emerge following new ideas. A discussion of directly related points on cosmology are provided by Corrediora [57], and The Economist has recently rung alarm bells concerning the quality of research in the Natural Sciences in general [58] and [59, 60], hereby not forgetting to mention “The trouble with physics” raised by Lee Smolin [208].

Astronomical and in particular cosmological research needs some improvement in attitude to count as a rigorous science. Opinions and beliefs appear to count too much. The notion that an abstract of a research paper is to portray an opinion of the authors seems to place such written record outside the realm of rigorous science. These statements appear to be relevant for all of the natural sciences, such that the notion that fundamental research is in a deep crisis cannot be negated with conviction. This has implications for the long-term sustainment of our technological civilisation.

On the positive side, the above discourse on the failures of the SMOc, the successes of Milgromian dynamics, the weaknesses of stochastic star formation mod-

els, and the success of self-regulated star formation including the IGIMF Theory, are opening great chances for young researchers. There is an incredible opportunity to do fundamentally important innovative research. The methods are available. For example, using the Milgromian dynamics code “Phantom of Ramses” (POR) developed by Fabian Lügghausen in Bonn as a patch to RAMSES [209] (see also the similar release RAYMOND by Candlish et al. [210]), and encoding into it the self-consistent star-formation recipes as pioneered by Sylvia Plöckinger in Vienna as a computational method of how the IGIMF Theory self-consistently and naturally emerges in star-formation simulations on galactic scales, it is now possible to compute the formation and evolution of galaxies in an entirely different cosmological framework and using much more realistic baryonic processes than has ever been possible.

More specifically: *What are the opportunities?* Here three are mentioned (but please keep opinion out of the way):

- Test whether galaxies can form, be stable and look like the real things in a Milgromian dynamics universe without cold or warm dark matter. The simulation code POR has been developed for this purpose.
- Develop a cosmological structure formation model which incorporates Milgromian dynamics and treats baryonic sub-grid processes self-consistently with the IGIMF Theory. A first step into this direction (but still in the Newtonian framework) have been taken by the work of Sylvia Plöckinger et al. [82] and by Gargiulo et al. [173].
- Test the IGIMF Theory, by further investigating the  $m_{\max} - M_{\text{ecl}}$  relation and its physical contents, through direct counts of massive stars in nearby dwarf galaxies with very low SFRs, by applying it to study the SFR behavior of galaxies of all masses on a statistical basis, and by observing how the mass function of embedded clusters differs in galaxies with different SFRs and whether it is consistent with the IGIMF Theory.

It should be evident that the first person(s) providing full models of galaxy formation and evolution in Milgromian dynamics are likely to achieve significant breakthroughs, if these models turn out to represent reality. After all, doing pure research is nothing else but attempting to explore the unknown in order to understand and to predict natural phenomena. It is risky, but also rewarding.

## References

1. P. Kroupa, B. Famaey, K. S. de Boer, J. Dabringhausen, M. S. Pawlowski, C. M. Boily, H. Jerjen, D. Forbes, G. Hensler, and M. Metz. Local-Group tests of dark-matter concordance cosmology . Towards a new paradigm for structure formation. *A&A*, 523:A32, November 2010.
2. P. Kroupa. The Dark Matter Crisis: Falsification of the Current Standard Model of Cosmology. *Publications of the Astronomical Society of Australia*, 29:395–433, June 2012.

3. P. Kroupa, M. Pawlowski, and M. Milgrom. The Failures of the Standard Model of Cosmology Require a New Paradigm. *International Journal of Modern Physics D*, 21:30003, December 2012.
4. P. Kroupa. Galaxies as simple dynamical systems: observational data disfavor dark matter and stochastic star formation. *Canadian Journal of Physics*, 93:169–202, February 2015.
5. R. Lang. Dunkle Materie bleibt im Dunklen. *Physik Journal, March*, 13:18, 2014.
6. K. A. Olive and Particle Data Group. Review of Particle Physics. *Chinese Physics C*, 38(9):090001, August 2014.
7. A. Einstein. Die Grundlage der allgemeinen Relativitätstheorie. *Annalen der Physik*, 354:769–822, 1916.
8. G. Byrd, A. Chernin, P. Teerikorpi, and M. Valtonen. Observations of General Relativity at strong and weak limits. *ArXiv e-prints*, November 2014.
9. M. Krizek and L. Somer. A critique of the standard model of cosmology. *Neural Network World*, 24:435, 2014.
10. M. S. Pawlowski, P. Kroupa, G. Angus, K. S. de Boer, B. Famaey, and G. Hensler. Filamentary accretion cannot explain the orbital poles of the Milky Way satellites. *MNRAS*, 424:80–92, July 2012.
11. M. S. Pawlowski, B. Famaey, H. Jerjen, D. Merritt, P. Kroupa, J. Dabringhausen, F. Lüghausen, D. A. Forbes, G. Hensler, F. Hammer, M. Puech, S. Fouquet, H. Flores, and Y. Yang. Co-orbiting satellite galaxy structures are still in conflict with the distribution of primordial dwarf galaxies. *MNRAS*, 442:2362–2380, August 2014.
12. M. S. Pawlowski and P. Kroupa. The Vast Polar Structure of the Milky Way Attains New Members. *ApJ*, 790:74, July 2014.
13. R. A. Ibata, N. G. Ibata, G. F. Lewis, N. F. Martin, A. Conn, P. Elahi, V. Arias, and N. Fernando. A Thousand Shadows of Andromeda: Rotating Planes of Satellites in the Millennium-II Cosmological Simulation. *ApJL*, 784:L6, March 2014.
14. N. G. Ibata, R. A. Ibata, B. Famaey, and G. F. Lewis. Velocity anti-correlation of diametrically opposed galaxy satellites in the low-redshift Universe. *Nature*, 511:563–566, July 2014.
15. R. A. Ibata, B. Famaey, G. F. Lewis, N. G. Ibata, and N. Martin. Eppure si muove: Positional and kinematic correlations of satellite pairs in the low Z universe. *ArXiv e-prints*, November 2014.
16. M. L. M. Collins, N. F. Martin, R. M. Rich, R. A. Ibata, S. C. Chapman, A. W. McConnachie, A. M. Ferguson, M. J. Irwin, and G. F. Lewis. Comparing the observable properties of dwarf galaxies on and off the Andromeda plane. *ArXiv e-prints*, November 2014.
17. G. W. Angus, A. Diaferio, and P. Kroupa. Using dwarf satellite proper motions to determine their origin. *MNRAS*, 416:1401–1409, September 2011.
18. F. Shankar, S. Mei, M. Huertas-Company, J. Moreno, F. Fontanot, P. Monaco, M. Bernardi, A. Cattaneo, R. Sheth, R. Licitra, L. Delaye, and A. Raichoor. Environmental dependence of bulge-dominated galaxy sizes in hierarchical models of galaxy formation. Comparison with the local Universe. *MNRAS*, 439:3189–3212, February 2014.
19. R. Delgado-Serrano, F. Hammer, Y. B. Yang, M. Puech, H. Flores, and M. Rodrigues. How was the Hubble sequence 6 Gyr ago? *A&A*, 509:A78, January 2010.
20. J. Kormendy, N. Drory, R. Bender, and M. E. Cornell. Bulgeless Giant Galaxies Challenge Our Picture of Galaxy Formation by Hierarchical Clustering. *ApJ*, 723:54–80, November 2010.
21. M. J. Disney, J. D. Romano, D. A. Garcia-Appadoo, A. A. West, J. J. Dalcanton, and L. Cortese. Galaxies appear simpler than expected. *Nature*, 455:1082–1084, October 2008.
22. X. Wu and P. Kroupa. Galactic rotation curves, the baryon-to-dark-halo-mass relation and space-time scale invariance. *MNRAS*, 446:330–344, January 2015.
23. J. Dubinski, J. C. Mihos, and L. Hernquist. Using Tidal Tails to Probe Dark Matter Halos. *ApJ*, 462:576, May 1996.
24. J. Dubinski, J. C. Mihos, and L. Hernquist. Constraining Dark Halo Potentials with Tidal Tails. *ApJ*, 526:607–622, December 1999.

25. D. Lena, A. Robinson, A. Marconi, D. J. Axon, A. Capetti, D. Merritt, and D. Batcheldor. Recoiling Supermassive Black Holes: A Search in the Nearby Universe. *ApJ*, 795:146, November 2014.
26. A. Toomre. Mergers and Some Consequences. In B. M. Tinsley and R. B. G. Larson, D. Campbell, editors, *Evolution of Galaxies and Stellar Populations*, page 401, 1977.
27. A. Klypin, I. Karachentsev, D. Makarov, and O. Nasonova. Abundance of Field Galaxies. *ArXiv e-prints*, May 2014.
28. E. Papastergis, R. Giovanelli, M. P. Haynes, and F. Shankar. Is there a "too big to fail" problem in the field? *ArXiv e-prints*, July 2014.
29. M. S. Pawlowski, P. Kroupa, and H. Jerjen. Dwarf galaxy planes: the discovery of symmetric structures in the Local Group. *MNRAS*, 435:1928–1957, November 2013.
30. P. Kroupa. Lessons from the Local Group (and beyond) on dark matter. *ArXiv e-prints*, September 2014.
31. Y. Baryshev. Conceptual Problems of the Standard Cosmological Model. In E. J. Lerner and J. B. Almeida, editors, *First Crisis in Cosmology Conference*, volume 822 of *American Institute of Physics Conference Series*, pages 23–33, March 2006.
32. R. H. Brandenberger. Conceptual Problems of Inflationary Cosmology and a New Approach to Cosmological Structure Formation. In M. Lemoine, J. Martin, and P. Peter, editors, *Inflationary Cosmology*, volume 738 of *Lecture Notes in Physics*, Berlin Springer Verlag, page 393, 2008.
33. P. J. Steinhardt and D. Wesley. Dark energy, inflation, and extra dimensions. *Phys. Rev. D*, 79(10):104026, May 2009.
34. J. Schaye, R. A. Crain, R. G. Bower, M. Furlong, M. Schaller, T. Theuns, C. Dalla Vecchia, C. S. Frenk, I. G. McCarthy, J. C. Helly, A. Jenkins, Y. M. Rosas-Guevara, S. D. M. White, M. Baes, C. M. Booth, P. Camps, J. F. Navarro, Y. Qu, A. Rahmati, T. Sawala, P. A. Thomas, and J. Trayford. The EAGLE project: simulating the evolution and assembly of galaxies and their environments. *MNRAS*, 446:521–554, January 2015.
35. P.-A. Duc, S. Paudel, R. M. McDermid, J.-C. Cuillandre, P. Serra, F. Bournaud, M. Cappellari, and E. Emsellem. Identification of old tidal dwarfs near early-type galaxies from deep imaging and H I observations. *MNRAS*, 440:1458–1469, March 2014.
36. J. E. Barnes and L. Hernquist. Formation of dwarf galaxies in tidal tails. *Nature*, 360:715–717, December 1992.
37. F. Bournaud. Tidal Dwarf Galaxies and Missing Baryons. *Advances in Astronomy*, 2010, 2010.
38. J. R. Hargis, B. Willman, and A. H. G. Peter. Too Many, Too Few, or Just Right? The Predicted Number and Distribution of Milky Way Dwarf Galaxies. *ApJL*, 795:L13, November 2014.
39. H. Bahl and H. Baumgardt. A comparison of the distribution of satellite galaxies around Andromeda and the results of  $\Lambda$ CDM simulations. *MNRAS*, 438:2916–2923, March 2014.
40. M. Metz, P. Kroupa, and H. Jerjen. The spatial distribution of the Milky Way and Andromeda satellite galaxies. *MNRAS*, 374:1125–1145, January 2007.
41. M. Metz, P. Kroupa, and N. I. Libeskind. The Orbital Poles of Milky Way Satellite Galaxies: A Rotationally Supported Disk of Satellites. *ApJ*, 680:287–294, June 2008.
42. M. S. Pawlowski, J. Pflamm-Altenburg, and P. Kroupa. The VPOS: a vast polar structure of satellite galaxies, globular clusters and streams around the Milky Way. *MNRAS*, 423:1109–1126, June 2012.
43. M. S. Pawlowski and P. Kroupa. The rotationally stabilized VPOS and predicted proper motions of the Milky Way satellite galaxies. *MNRAS*, 435:2116–2131, November 2013.
44. D. Kim and H. Jerjen. A hero's little horse: discovery of a dissolving star cluster in Pegasus. *ArXiv e-prints*, November 2014.
45. A. Bowden, N. W. Evans, and V. Belokurov. Triaxial cosmological haloes and the disc of satellites. *MNRAS*, 435:928–933, October 2013.
46. A. Bowden, N. W. Evans, and V. Belokurov. On Asymmetric Distributions of Satellite Galaxies. *ApJL*, 793:L42, October 2014.

47. J. D. Diaz, S. E. Koposov, M. Irwin, V. Belokurov, and N. W. Evans. Balancing mass and momentum in the Local Group. *MNRAS*, 443:1688–1703, September 2014.
48. M. Metz, P. Kroupa, C. Theis, G. Hensler, and H. Jerjen. Did the Milky Way Dwarf Satellites Enter The Halo as a Group? *ApJ*, 697:269–274, May 2009.
49. N. I. Libeskind, A. Knebe, Y. Hoffman, S. Gottlöber, G. Yepes, and M. Steinmetz. The preferred direction of infalling satellite galaxies in the Local Group. *MNRAS*, 411:1525–1535, March 2011.
50. R. A. Ibata, G. F. Lewis, A. R. Conn, M. J. Irwin, A. W. McConnachie, S. C. Chapman, M. L. Collins, M. Fardal, A. M. N. Ferguson, N. G. Ibata, A. D. Mackey, N. F. Martin, J. Navarro, R. M. Rich, D. Valls-Gabaud, and L. M. Widrow. A vast, thin plane of corotating dwarf galaxies orbiting the Andromeda galaxy. *Nature*, 493:62–65, January 2013.
51. K. Chiboucas, B. A. Jacobs, R. B. Tully, and I. D. Karachentsev. Confirmation of Faint Dwarf Galaxies in the M81 Group. *AJ*, 146:126, November 2013.
52. T. Goerdt and A. Burkert. The co-planarity of satellite galaxies delivered by randomly aligned cold mode accretion streams. *submitted, ArXiv e-prints*, July 2013.
53. M. Cautun, W. Wang, C. S. Frenk, and T. Sawala. A new spin on disks of satellite galaxies. *ArXiv:1410.7778v1*, October 2014.
54. N. I. Libeskind, C. S. Frenk, S. Cole, A. Jenkins, and J. C. Helly. How common is the Milky Way-satellite system alignment? *MNRAS*, 399:550–558, October 2009.
55. A. J. Deason, I. G. McCarthy, A. S. Font, N. W. Evans, C. S. Frenk, V. Belokurov, N. I. Libeskind, R. A. Crain, and T. Theuns. Mismatch and misalignment: dark haloes and satellites of disc galaxies. *MNRAS*, 415:2607–2625, August 2011.
56. T. Sawala, C. S. Frenk, A. Fattahi, J. F. Navarro, R. G. Bower, R. A. Crain, C. Dalla Vecchia, M. Furlong, J. C. Helly, A. Jenkins, K. A. Oman, M. Schaller, J. Schaye, T. Theuns, J. Trayford, and S. D. M. White. Local Group galaxies emerge from the dark. *ArXiv:1412.2748v1*, December 2014.
57. M. López-Corredoira. Sociology of Modern Cosmology. In J. Rubiño-Martín, J. Belmonte, F. Prada, and A. Alberdi, editors, *Cosmology Across Cultures*, volume 409 of *Astronomical Society of the Pacific Conference Series*, page 66, August 2009.
58. D Fanelli. Do Pressures to Publish Increase Scientists’ Bias? An Empirical Support from US States Data. *PLoS ONE*, 5:305–326, 2010.
59. The Economist. How science goes wrong. *The Economist*, 19th, October 2013.
60. The Economist. Trouble at the lab. *The Economist*, 19th, October 2013.
61. C. J. Conselice. Galaxy Formation: Where Do We Stand? *arXiv:1212.5641*, December 2012.
62. J. S. Speagle, C. L. Steinhardt, P. L. Capak, and J. D. Silverman. A Highly Consistent Framework for the Evolution of the Star-Forming “Main Sequence” from  $z^0$ -6. *ArXiv e-prints*, May 2014.
63. J. Koeppen, C. Theis, and G. Hensler. Self-regulated star-formation in chemodynamical models of galaxies. *A&A*, 296:99, April 1995.
64. H. Zhao, B. Famaey, F. Lüghausen, and P. Kroupa. Local Group timing in Milgromian dynamics. A past Milky Way-Andromeda encounter at  $z > 0.8$ . *A&A*, 557:L3, September 2013.
65. S. J. Aarseth, E. L. Turner, and J. R. Gott, III. N-body simulations of galaxy clustering. I - Initial conditions and galaxy collapse times. *ApJ*, 228:664–683, March 1979.
66. R. Bien, B. Fuchs, and R. Wielen. High spatial resolution using the conventional particle-mesh technique. *International Journal of Modern Physics C*, 2:3–13, 1991.
67. R. Madejsky and R. Bien. The high-velocity encounter of NGC 4782/4783: Comparison of numerical experiments and observations. *A&A*, 280:383–399, December 1993.
68. M. Fellhauer, P. Kroupa, H. Baumgardt, R. Bien, C. M. Boily, R. Spurzem, and N. Wassmer. SUPERBOX - an efficient code for collisionless galactic dynamics. *NA*, 5:305–326, September 2000.
69. P. Kroupa. Dwarf spheroidal satellite galaxies without dark matter. *New Astronomy*, 2:139–164, July 1997.
70. R. S. Klessen and P. Kroupa. Dwarf Spheroidal Satellite Galaxies without Dark Matter: Results from Two Different Numerical Techniques. *ApJ*, 498:143, May 1998.

71. R. A. Casas, V. Arias, K. Peña Ramírez, and P. Kroupa. Dwarf spheroidal satellites of the Milky Way from dark matter free tidal dwarf galaxy progenitors: maps of orbits. *MNRAS*, 424:1941–1951, August 2012.
72. M. Metz and P. Kroupa. Dwarf spheroidal satellites: are they of tidal origin? *MNRAS*, 376:387–392, March 2007.
73. M. G. Coleman, J. T. A. de Jong, N. F. Martin, H.-W. Rix, D. J. Sand, E. F. Bell, R. W. Pogge, D. J. Thompson, H. Hippelein, E. Giallongo, R. Ragazzoni, A. DiPaola, J. Farinato, R. Smareglia, V. Testa, J. Bechtold, J. M. Hill, P. M. Garnavich, and R. F. Green. The Elongated Structure of the Hercules Dwarf Spheroidal Galaxy from Deep Large Binocular Telescope Imaging. *ApJL*, 668:L43–L46, October 2007.
74. V. Belokurov, D. B. Zucker, N. W. Evans, J. T. Kleyna, S. Koposov, S. T. Hodgkin, M. J. Irwin, G. Gilmore, M. I. Wilkinson, M. Fellhauer, D. M. Bramich, P. C. Hewett, S. Vidrih, J. T. A. De Jong, J. A. Smith, H.-W. Rix, E. F. Bell, R. F. G. Wyse, H. J. Newberg, P. A. Mayeur, B. Yanny, C. M. Rockosi, O. Y. Gnedin, D. P. Schneider, T. C. Beers, J. C. Barentine, H. Brewington, J. Brinkmann, M. Harvanek, S. J. Kleinman, J. Krzesinski, D. Long, A. Nitta, and S. A. Snedden. Cats and Dogs, Hair and a Hero: A Quintet of New Milky Way Companions. *ApJ*, 654:897–906, January 2007.
75. D. Adén, S. Feltzing, A. Koch, M. I. Wilkinson, E. K. Grebel, I. Lundström, G. F. Gilmore, D. B. Zucker, V. Belokurov, N. W. Evans, and D. Faria. A photometric and spectroscopic study of the new dwarf spheroidal galaxy in Hercules. Metallicity, velocities, and a clean list of RGB members. *A&A*, 506:1147–1168, November 2009.
76. D. Lynden-Bell. Dwarf galaxies and globular clusters in high velocity hydrogen streams. *MNRAS*, 174:695–710, March 1976.
77. D. Lynden-Bell. The Fornax-Leo-Sculptor system. *The Observatory*, 102:202–208, October 1982.
78. W. E. Kunkel and S. Demers. The Magellanic Plane. In R. J. Dickens, J. E. Perry, F. G. Smith, and I. R. King, editors, *The Galaxy and the Local Group*, volume 182 of *Royal Greenwich Observatory Bulletins*, page 241, 1976.
79. P. Kroupa. The Fundamental Building Blocks of Galaxies. In C. Turon, K. S. O’Flaherty, and M. A. C. Perryman, editors, *The Three-Dimensional Universe with Gaia*, volume 576 of *ESA Special Publication*, page 629, January 2005.
80. M. S. Pawlowski, P. Kroupa, and K. S. de Boer. Making counter-orbiting tidal debris. The origin of the Milky Way disc of satellites? *A&A*, 532:A118, August 2011.
81. S. Recchi, C. Theis, P. Kroupa, and G. Hensler. The early evolution of tidal dwarf galaxies. *A&A*, 470:L5–L8, July 2007.
82. S. Ploekinger, G. Hensler, S. Recchi, N. Mitchell, and P. Kroupa. Chemo-dynamical evolution of tidal dwarf galaxies. I. Method and IMF dependence. *MNRAS*, 437:3980–3993, February 2014.
83. S. Ploekinger, S. Recchi, G. Hensler, and P. Kroupa. Chemo-dynamical evolution of tidal dwarf galaxies. II. The long-term evolution and influence of a tidal field. *submitted*, 2015.
84. M. Wetzstein, T. Naab, and A. Burkert. Do dwarf galaxies form in tidal tails? *MNRAS*, 375:805–820, March 2007.
85. F. Hammer, Y. B. Yang, J. L. Wang, M. Puech, H. Flores, and S. Fouquet. Does M31 Result from an Ancient Major Merger? *ApJ*, 725:542–555, December 2010.
86. S. Fouquet, F. Hammer, Y. Yang, M. Puech, and H. Flores. Does the dwarf galaxy system of the Milky Way originate from Andromeda? *MNRAS*, 427:1769–1783, December 2012.
87. Y. Yang, F. Hammer, S. Fouquet, H. Flores, M. Puech, M. S. Pawlowski, and P. Kroupa. Reproducing properties of MW dSphs as descendants of DM-free TDGs. *MNRAS*, 442:2419–2433, August 2014.
88. T. Okazaki and Y. Taniguchi. Dwarf Galaxy Formation Induced by Galaxy Interactions. *ApJ*, 543:149–152, November 2000.
89. L. A. M. Tasca, O. Le Fevre, N. P. Hathi, D. Schaerer, O. Ilbert, G. Zamorani, B. C. Lemaux, P. Cassata, B. Garilli, V. Le Brun, D. Maccagni, L. Pentericci, R. Thomas, E. Vanzella, E. Zucca, R. Amorin, S. Bardelli, L. P. Cassara, M. Castellano, A. Cimatti, O. Cucciati,

- A. Durkalec, A. Fontana, M. Giavalisco, A. Grazian, S. Paltani, B. Ribeiro, M. Scodeggio, V. Sommariva, M. Talia, L. Tresse, D. Vergani, P. Capak, S. Charlot, T. Contini, J. G. Cuby, S. de la Torre, J. Dunlop, S. Fotopoulou, A. Koekemoer, C. Lopez-Sanjuan, Y. Mellier, J. Pforr, M. Salvato, N. Scoville, Y. Taniguchi, and P. W. Wang. The evolving SFR-Mstar relation and sSFR since  $z \approx 5$  from the VUDS spectroscopic survey. *ArXiv e-prints*, November 2014.
90. J. D. Bekenstein. Relativistic gravitation theory for the modified Newtonian dynamics paradigm. *Phys. Rev. D*, 70(8):083509, October 2004.
  91. J. W. Moffat. Scalar tensor vector gravity theory. *Journal of Cosmology and Astroparticle Physics*, 3:4, March 2006.
  92. M. Milgrom. The modified dynamics as a vacuum effect. *Physics Letters A*, 253:273–279, March 1999.
  93. M. Milgrom. The Mond Limit from Spacetime Scale Invariance. *ApJ*, 698:1630–1638, June 2009.
  94. M. Milgrom. A modification of the Newtonian dynamics as a possible alternative to the hidden mass hypothesis. *ApJ*, 270:365–370, July 1983.
  95. J. Bekenstein and M. Milgrom. Does the missing mass problem signal the breakdown of Newtonian gravity? *ApJ*, 286:7–14, November 1984.
  96. J. D. Bekenstein. Tensor-vector-scalar-modified gravity: from small scale to cosmology. *Royal Society of London Philosophical Transactions Series A*, 369:5003–5017, December 2011.
  97. B. Famaey and S. S. McGaugh. Modified Newtonian Dynamics (MOND): Observational Phenomenology and Relativistic Extensions. *Living Reviews in Relativity*, 15:10, September 2012.
  98. S. Trippe. The “Missing Mass Problem” in Astronomy and the Need for a Modified Law of Gravity. *Zeitschrift Naturforschung Teil A*, 69:173–187, March 2014.
  99. C. Llinares, A. Knebe, and H. Zhao. Cosmological structure formation under MOND: a new numerical solver for Poisson’s equation. *MNRAS*, 391:1778–1790, December 2008.
  100. G. W. Angus, A. Diaferio, B. Famaey, and K. J. van der Heyden. Cosmological simulations in MOND: the cluster scale halo mass function with light sterile neutrinos. *MNRAS*, 436:202–211, November 2013.
  101. G. W. Angus. Is an 11eV sterile neutrino consistent with clusters, the cosmic microwave background and modified Newtonian dynamics? *MNRAS*, 394:527–532, March 2009.
  102. G. W. Angus, B. Famaey, and A. Diaferio. Equilibrium configurations of 11 eV sterile neutrinos in MONDian galaxy clusters. *MNRAS*, 402:395–408, February 2010.
  103. G. W. Angus and A. Diaferio. The abundance of galaxy clusters in modified Newtonian dynamics: cosmological simulations with massive neutrinos. *MNRAS*, 417:941–949, October 2011.
  104. F. Lüghausen, B. Famaey, and P. Kroupa. Phantom of RAMSES (POR): A new Milgromian dynamics N-body code. *Canadian Journal of Physics*, 93:232–241, February 2015.
  105. E. E. Salpeter. The Luminosity Function and Stellar Evolution. *ApJ*, 121:161, January 1955.
  106. P. Kroupa, C. Weidner, J. Pflamm-Altenburg, I. Thies, J. Dabringhausen, M. Marks, and T. Maschberger. *The stellar and sub-stellar initial mass function of simple and composite populations*, page 115. 2013.
  107. P. Kroupa, C. A. Tout, and G. Gilmore. The distribution of low-mass stars in the Galactic disc. *MNRAS*, 262:545–587, June 1993.
  108. M. Reggiani and M. R. Meyer. Universality of the companion mass-ratio distribution. *A&A*, 553:A124, May 2013.
  109. J. J. Bochanski, S. L. Hawley, K. R. Covey, A. A. West, I. N. Reid, D. A. Golimowski, and Ž. Ivezić. The Luminosity and Mass Functions of Low-mass Stars in the Galactic Disk. II. The Field. *AJ*, 139:2679–2699, June 2010.
  110. S. B. Dieterich, T. J. Henry, D. A. Golimowski, J. E. Krist, and A. M. Tanner. The Solar Neighborhood. XXVIII. The Multiplicity Fraction of Nearby Stars from 5 to 70 AU and the Brown Dwarf Desert around M Dwarfs. *AJ*, 144:64, August 2012.

111. P. Kroupa, J. Bouvier, G. Duchêne, and E. Moraux. On the universal outcome of star formation: is there a link between stars and brown dwarfs? *MNRAS*, 346:354–368, December 2003.
112. G. Wuchterl and W. M. Tscharnuter. From clouds to stars. Protostellar collapse and the evolution to the pre-main sequence I. Equations and evolution in the Hertzsprung-Russell diagram. *A&A*, 398:1081–1090, February 2003.
113. M. Gomez, L. Hartmann, S. J. Kenyon, and R. Hewett. On the spatial distribution of pre-main-sequence stars in Taurus. *AJ*, 105:1927–1937, May 1993.
114. C. Briceño, L. Hartmann, J. Stauffer, and E. Martín. A Search for Very Low Mass Pre-Main-Sequence Stars in Taurus. *AJ*, 115:2074–2091, May 1998.
115. P. Kroupa and J. Bouvier. The dynamical evolution of Taurus-Auriga-type aggregates. *MNRAS*, 346:343–353, December 2003.
116. S. T. Megeath, R. Gutermuth, J. Muzerolle, E. Kryukova, K. Flaherty, J. L. Hora, L. E. Allen, L. Hartmann, P. C. Myers, J. L. Pipher, J. Stauffer, E. T. Young, and G. G. Fazio. The Spitzer Space Telescope Survey of the Orion A and B Molecular Clouds. I. A Census of Dusty Young Stellar Objects and a Study of Their Mid-infrared Variability. *AJ*, 144:192, December 2012.
117. W.-H. Hsu, L. Hartmann, L. Allen, J. Hernández, S. T. Megeath, G. Mosby, J. J. Tobin, and C. Espaillat. The Low-mass Stellar Population in L1641: Evidence for Environmental Dependence of the Stellar Initial Mass Function. *ApJ*, 752:59, June 2012.
118. W.-H. Hsu, L. Hartmann, L. Allen, J. Hernández, S. T. Megeath, J. J. Tobin, and L. Ingleby. Evidence for Environmental Dependence of the Upper Stellar Initial Mass Function in Orion A. *ApJ*, 764:114, February 2013.
119. S. Oh, P. Kroupa, and J. Pflamm-Altenburg. Dependency of Dynamical Ejections of O Stars on the Masses of Very Young Star Clusters. *ApJ*, 805:92, June 2015.
120. R. Wünsch, S. Silich, J. Palouš, G. Tenorio-Tagle, and C. Muñoz-Tuñón. Evolution of Super Star Cluster Winds with Strong Cooling. *ApJ*, 740:75, October 2011.
121. J. Pflamm-Altenburg and P. Kroupa. Recurrent gas accretion by massive star clusters, multiple stellar populations and mass thresholds for spheroidal stellar systems. *MNRAS*, 397:488–494, July 2009.
122. N. Bastian and J. Strader. Constraining globular cluster formation through studies of young massive clusters - III. A lack of gas and dust in massive stellar clusters in the LMC and SMC. *MNRAS*, 443:3594–3600, October 2014.
123. S. P. Goodwin and P. Kroupa. Limits on the primordial stellar multiplicity. *A&A*, 439:565–569, August 2005.
124. S. Banerjee and P. Kroupa. Did the Infant R136 and NGC 3603 Clusters Undergo Residual Gas Expulsion? *ApJ*, 764:29, February 2013.
125. S. Banerjee and P. Kroupa. A perfect starburst cluster made in one go: the NGC 3603 young cluster. *ArXiv e-prints*, March 2014.
126. M. Marks, P. Kroupa, and H. Baumgardt. The influence of gas expulsion and initial mass segregation on the stellar mass function of globular star clusters. *MNRAS*, 386:2047–2054, June 2008.
127. M. Marks, P. Kroupa, and S. Oh. An analytical description of the evolution of binary orbital-parameter distributions in N-body computations of star clusters. *MNRAS*, 417:1684–1701, November 2011.
128. M. Marks and P. Kroupa. Inverse dynamical population synthesis. Constraining the initial conditions of young stellar clusters by studying their binary populations. *A&A*, 543:A8, July 2012.
129. N. W. C. Leigh, M. Giersz, M. Marks, J. J. Webb, A. Hypki, C. O. Heinke, P. Kroupa, and A. Sills. The state of globular clusters at birth - II. Primordial binaries. *MNRAS*, 446:226–239, January 2015.
130. M. R. Bate. The statistical properties of stars and their dependence on metallicity: the effects of opacity. *MNRAS*, 442:285–313, July 2014.
131. G. De Marchi, F. Paresce, and L. Pulone. Why Haven't Loose Globular Clusters Collapsed Yet? *ApJL*, 656:L65–L68, February 2007.



132. N. Leigh, M. Giersz, J. J. Webb, A. Hypki, G. De Marchi, P. Kroupa, and A. Sills. The state of globular clusters at birth: emergence from the gas-embedded phase. *MNRAS*, 436:3399–3412, December 2013.
133. M. Marks, P. Kroupa, J. Dabringhausen, and M. S. Pawlowski. Evidence for top-heavy stellar initial mass functions with increasing density and decreasing metallicity. *MNRAS*, 422:2246–2254, May 2012.
134. J. Dabringhausen, P. Kroupa, and H. Baumgardt. A top-heavy stellar initial mass function in starbursts as an explanation for the high mass-to-light ratios of ultra-compact dwarf galaxies. *MNRAS*, 394:1529–1543, April 2009.
135. J. Dabringhausen, M. Fellhauer, and P. Kroupa. Mass loss and expansion of ultra compact dwarf galaxies through gas expulsion and stellar evolution for top-heavy stellar initial mass functions. *MNRAS*, 403:1054–1071, April 2010.
136. J. Dabringhausen, P. Kroupa, J. Pflamm-Altenburg, and S. Mieske. Low-mass X-Ray Binaries Indicate a Top-heavy Stellar Initial Mass Function in Ultracompact Dwarf Galaxies. *ApJ*, 747:72, March 2012.
137. A. H. Zonoozi, A. H. W. Küpper, H. Baumgardt, H. Haghi, P. Kroupa, and M. Hilker. Direct N-body simulations of globular clusters - I. Palomar 14. *MNRAS*, 411:1989–2001, March 2011.
138. A. H. Zonoozi, H. Haghi, A. H. W. Küpper, H. Baumgardt, M. J. Frank, and P. Kroupa. Direct N-body simulations of globular clusters - II. Palomar 4. *MNRAS*, 440:3172–3183, June 2014.
139. J. Shin and S. S. Kim. Low-End Mass Function of the Arches Cluster. *ArXiv e-prints*, November 2014.
140. M. A. Pérez-Torres, C. Romero-Cañizales, A. Alberdi, and A. Polatidis. An extremely prolific supernova factory in the buried nucleus of the starburst galaxy IC 694. *A&A*, 507:L17–L20, November 2009.
141. R. J. Smith and J. R. Lucey. A giant elliptical galaxy with a lightweight initial mass function. *MNRAS*, 434:1964–1977, September 2013.
142. R. J. Smith. Variations in the initial mass function in early-type galaxies: a critical comparison between dynamical and spectroscopic results. *MNRAS*, 443:L69–L73, September 2014.
143. M. B. Peacock, S. E. Zepf, T. J. Maccarone, A. Kundu, A. H. Gonzalez, B. D. Lehmer, and C. Maraston. Evidence for a Constant Initial Mass Function in Early-type Galaxies Based on Their X-Ray Binary Populations. *ApJ*, 784:162, April 2014.
144. T. J. Maccarone. Destruction of wide binary stars in low-mass elliptical galaxies: implications for initial mass function estimates. *MNRAS*, April 2014.
145. R. B. Larson. Early star formation and the evolution of the stellar initial mass function in galaxies. *MNRAS*, 301:569–581, December 1998.
146. F. C. Adams and M. Fatuzzo. A Theory of the Initial Mass Function for Star Formation in Molecular Clouds. *ApJ*, 464:256, June 1996.
147. G. Chabrier, P. Hennebelle, and S. Charlot. Variations of the Stellar Initial Mass Function in the Progenitors of Massive Early-type Galaxies and in Extreme Starburst Environments. *ApJ*, 796:75, December 2014.
148. C. Weidner, I. Ferreras, A. Vazdekis, and F. La Barbera. The (galaxy-wide) IMF in giant elliptical galaxies: from top to bottom. *MNRAS*, 435:2274–2280, November 2013.
149. B. G. Elmegreen. The Stellar Initial Mass Function from Random Sampling in Hierarchical Clouds. II. Statistical Fluctuations and a Mass Dependence for Starbirth Positions and Times. *ApJ*, 515:323–336, April 1999.
150. B. G. Elmegreen. Two stellar mass functions combined into one by the random sampling model of the initial mass function. *MNRAS*, 311:L5–L8, January 2000.
151. P. Padoan and Å. Nordlund. The Stellar Initial Mass Function from Turbulent Fragmentation. *ApJ*, 576:870–879, September 2002.
152. M. R. Bate. The dependence of the initial mass function on metallicity and the opacity limit for fragmentation. *MNRAS*, 363:363–378, October 2005.

153. R. S. Klessen, M. Spaans, and A.-K. Jappsen. The stellar mass spectrum in warm and dusty gas: deviations from Salpeter in the Galactic centre and in circumnuclear starburst regions. *MNRAS*, 374:L29–L33, January 2007.
154. I. A. Bonnell, R. B. Larson, and H. Zinnecker. The Origin of the Initial Mass Function. *Protostars and Planets V*, pages 149–164, 2007.
155. P. Hennebelle and G. Chabrier. Analytical Theory for the Initial Mass Function. III. Time Dependence and Star Formation Rate. *ApJ*, 770:150, June 2013.
156. G. E. Miller and J. M. Scalo. The initial mass function and stellar birthrate in the solar neighborhood. *ApJS*, 41:513–547, November 1979.
157. J. M. Scalo. The stellar initial mass function. *Fundamentals of Cosmic Physics*, 11:1–278, May 1986.
158. B. G. Elmegreen and J. Scalo. The Effect of Star Formation History on the Inferred Stellar Initial Mass Function. *ApJ*, 636:149–157, January 2006.
159. P. Kroupa, C. A. Tout, and G. Gilmore. The low-luminosity stellar mass function. *MNRAS*, 244:76–85, May 1990.
160. R. S. Stobie, K. Ishida, and J. A. Peacock. Distance errors and the stellar luminosity function. *MNRAS*, 238:709–727, May 1989.
161. P. Kroupa, G. Gilmore, and C. A. Tout. The effects of unresolved binary stars on the determination of the stellar mass function. *MNRAS*, 251:293–302, July 1991.
162. P. Kroupa. Unification of the nearby and photometric stellar luminosity functions. *ApJ*, 453:358, November 1995.
163. P. Massey. MASSIVE STARS IN THE LOCAL GROUP: Implications for Stellar Evolution and Star Formation. *ARA&A*, 41:15–56, 2003.
164. F. Matteucci. Abundance ratios in ellipticals and galaxy formation. *A&A*, 288:57–64, August 1994.
165. P. Kroupa. On the variation of the initial mass function. *MNRAS*, 322:231–246, April 2001.
166. P. Kroupa. The Initial Mass Function of Stars: Evidence for Uniformity in Variable Systems. *Science*, 295:82–91, January 2002.
167. P. Kroupa and C. Weidner. Galactic-Field Initial Mass Functions of Massive Stars. *ApJ*, 598:1076–1078, December 2003.
168. E. A. Hoversten and K. Glazebrook. Evidence for a Nonuniversal Stellar Initial Mass Function from the Integrated Properties of SDSS Galaxies. *ApJ*, 675:163–187, March 2008.
169. J. C. Lee, A. Gil de Paz, C. Tremonti, R. C. Kennicutt, Jr., S. Salim, M. Bothwell, D. Calzetti, J. Dalcanton, D. Dale, C. Engelbracht, S. J. J. G. Funes, B. Johnson, S. Sakai, E. Skillman, L. van Zee, F. Walter, and D. Weisz. Comparison of H $\alpha$  and UV Star Formation Rates in the Local Volume: Systematic Discrepancies for Dwarf Galaxies. *ApJ*, 706:599–613, November 2009.
170. G. R. Meurer, O. I. Wong, J. H. Kim, D. J. Hanish, T. M. Heckman, J. Werk, J. Bland-Hawthorn, M. A. Dopita, M. A. Zwaan, B. Koribalski, M. Seibert, D. A. Thilker, H. C. Ferguson, R. L. Webster, M. E. Putman, P. M. Knezek, M. T. Doyle, M. J. Drinkwater, C. G. Hoopes, V. A. Kilborn, M. Meyer, E. V. Ryan-Weber, R. C. Smith, and L. Staveley-Smith. Evidence for a Nonuniform Initial Mass Function in the Local Universe. *ApJ*, 695:765–780, April 2009.
171. M. L. P. Gunawardhana, A. M. Hopkins, R. G. Sharp, S. Brough, E. Taylor, J. Bland-Hawthorn, C. Maraston, R. J. Tuffs, C. C. Popescu, D. Wijesinghe, D. H. Jones, S. Croom, E. Sadler, S. Wilkins, S. P. Driver, J. Liske, P. Norberg, I. K. Baldry, S. P. Bamford, J. Loveday, J. A. Peacock, A. S. G. Robotham, D. B. Zucker, Q. A. Parker, C. J. Conselice, E. Cameron, C. S. Frenk, D. T. Hill, L. S. Kelvin, K. Kuijken, B. F. Madore, B. Nichol, H. R. Parkinson, K. A. Pimbblet, M. Prescott, W. J. Sutherland, D. Thomas, and E. van Kampen. Galaxy and Mass Assembly (GAMA): the star formation rate dependence of the stellar initial mass function. *MNRAS*, 415:1647–1662, August 2011.
172. C. Weidner, P. Kroupa, J. Pflamm-Altenburg, and A. Vazdekis. The galaxy-wide initial mass function of dwarf late-type to massive early-type galaxies. *MNRAS*, 436:3309–3320, December 2013.

173. I. D. Gargiulo, S. A. Cora, N. D. Padilla, A. M. Muñoz Arancibia, A. N. Ruiz, A. A. Orsi, T. E. Tecce, C. Weidner, and G. Bruzual. Chemo-Archeological Downsizing in a Hierarchical Universe: Impact of a Top Heavy IGIMF. *ArXiv e-prints*, February 2014.
174. P. Kroupa. Thickening of galactic discs through clustered star formation. *MNRAS*, 330:707–718, March 2002.
175. D. M. Elmegreen, B. G. Elmegreen, and C. M. Sheets. Chain Galaxies in the Tadpole Advanced Camera for Surveys Field. *ApJ*, 603:74–81, March 2004.
176. C. Weidner, P. Kroupa, and S. S. Larsen. Implications for the formation of star clusters from extragalactic star formation rates. *MNRAS*, 350:1503–1510, June 2004.
177. Z. Randriamanakoto, A. Escala, P. Väisänen, E. Kankare, J. Kotilainen, S. Mattila, and S. Ryder. Near-infrared Adaptive Optics Imaging of Infrared Luminous Galaxies: The Brightest Cluster Magnitude-Star Formation Rate Relation. *ApJL*, 775:L38, October 2013.
178. C. Weidner and P. Kroupa. The Variation of Integrated Star Initial Mass Functions among Galaxies. *ApJ*, 625:754–762, June 2005.
179. J. Pflamm-Altenburg, C. Weidner, and P. Kroupa. Diverging UV and H $\alpha$  fluxes of star-forming galaxies predicted by the IGIMF theory. *MNRAS*, 395:394–400, May 2009.
180. S. Banerjee, P. Kroupa, and S. Oh. The emergence of super-canonical stars in R136-type starburst clusters. *MNRAS*, 426:1416–1426, October 2012.
181. J. Pflamm-Altenburg and P. Kroupa. Clustered star formation as a natural explanation for the H $\alpha$  cut-off in disk galaxies. *Nature*, 455:641–643, October 2008.
182. S. Recchi and P. Kroupa. The chemical evolution of galaxies with a variable integrated galactic initial mass function. *MNRAS*, 446:4168–4175, February 2015.
183. B. K. Gibson and F. Matteucci. Infall models of elliptical galaxies: further evidence for a top-heavy initial mass function. *MNRAS*, 291:L8–L12, October 1997.
184. C. Weidner, P. Kroupa, and J. Pflamm-Altenburg. The  $m_{\max}$ - $M_{\text{ecl}}$  relation, the IMF and IGIMF: probabilistically sampled functions. *MNRAS*, 434:84–101, September 2013.
185. J. Pflamm-Altenburg, R. A. González-Lópezlira, and P. Kroupa. The galactocentric radius dependent upper mass limit of young star clusters: stochastic star formation ruled out. *MNRAS*, 435:2604–2609, November 2013.
186. R. C. Kennicutt, Jr., P. Tamblyn, and C. E. Congdon. Past and future star formation in disk galaxies. *ApJ*, 435:22–36, November 1994.
187. R. C. Kennicutt, Jr. The Global Schmidt Law in Star-forming Galaxies. *ApJ*, 498:541–552, May 1998.
188. J. Pflamm-Altenburg, C. Weidner, and P. Kroupa. Converting H $\alpha$  Luminosities into Star Formation Rates. *ApJ*, 671:1550–1558, December 2007.
189. J. Pflamm-Altenburg and P. Kroupa. The Fundamental Gas Depletion and Stellar-Mass Buildup Times of Star-Forming Galaxies. *ApJ*, 706:516–524, November 2009.
190. S. Boissier, A. Gil de Paz, A. Boselli, B. F. Madore, V. Buat, L. Cortese, D. Burgarella, J. C. Muñoz-Mateos, T. A. Barlow, K. Forster, P. G. Friedman, D. C. Martin, P. Morrissey, S. G. Neff, D. Schiminovich, M. Seibert, T. Small, T. K. Wyder, L. Bianchi, J. Donas, T. M. Heckman, Y.-W. Lee, B. Milliard, R. M. Rich, A. S. Szalay, B. Y. Welsh, and S. K. Yi. Radial Variation of Attenuation and Star Formation in the Largest Late-Type Disks Observed with GALEX. *ApJS*, 173:524–537, December 2007.
191. S. M. Bruzese, G. R. Meurer, C. D. P. Lagos, E. C. Elson, J. K. Werk, J. P. Blakeslee, and H. Ford. The initial mass function and star formation law in the outer disc of NGC 2915. *ArXiv e-prints*, November 2014.
192. L. Hartmann, J. Ballesteros-Paredes, and E. A. Bergin. Rapid Formation of Molecular Clouds and Stars in the Solar Neighborhood. *ApJ*, 562:852–868, December 2001.
193. F. Palla and S. W. Stahler. Star Formation in Space and Time: Taurus-Auriga. *ApJ*, 581:1194–1203, December 2002.
194. H. Kirk and P. C. Myers. Young Stellar Groups and Their Most Massive Stars. *ApJ*, 727:64, February 2011.
195. T. Maschberger and C. J. Clarke. Maximum stellar mass versus cluster membership number revisited. *MNRAS*, 391:711–717, December 2008.

196. R. J. Parker and S. P. Goodwin. Do O-stars form in isolation? *MNRAS*, 380:1271–1275, September 2007.
197. V. V. Gvaramadze, C. Weidner, P. Kroupa, and J. Pflamm-Altenburg. Field O stars: formed in situ or as runaways? *MNRAS*, 424:3037–3049, August 2012.
198. J. Pflamm-Altenburg and P. Kroupa. The two-step ejection of massive stars and the issue of their formation in isolation. *MNRAS*, 404:1564–1568, May 2010.
199. J. E. Andrews, D. Calzetti, R. Chandar, J. C. Lee, B. G. Elmegreen, R. C. Kennicutt, B. Whitmore, J. S. Kissel, R. L. da Silva, M. R. Krumholz, R. W. O’Connell, M. A. Dopita, J. A. Frogel, and H. Kim. An Initial Mass Function Study of the Dwarf Starburst Galaxy NGC 4214. *ApJ*, 767:51, April 2013.
200. C. Weidner, P. Kroupa, and J. Pflamm-Altenburg. Sampling methods for stellar masses and the mmax-Mecl relation in the starburst dwarf galaxy NGC 4214. *ArXiv e-prints*, April 2014.
201. J. E. Andrews, D. Calzetti, R. Chandar, B. G. Elmegreen, R. C. Kennicutt, H. Kim, M. R. Krumholz, J. C. Lee, S. McElwee, R. W. O’Connell, and B. Whitmore. Big Fish in Small Ponds: Massive Stars in the Low-mass Clusters of M83. *ApJ*, 793:4, September 2014.
202. E. Bressert, N. Bastian, C. J. Evans, H. Sana, V. Hénault-Brunet, S. P. Goodwin, R. J. Parker, M. Gieles, J. M. Bestenlehner, J. S. Vink, W. D. Taylor, P. A. Crowther, S. N. Longmore, G. Gräfenner, J. Maíz Apellániz, A. de Koter, M. Cantiello, and J. M. D. Kruijssen. The VLT-FLAMES Tarantula Survey. IV. Candidates for isolated high-mass star formation in 30 Doradus. *A&A*, 542:A49, June 2012.
203. C. Weidner and P. Kroupa. The maximum stellar mass, star-cluster formation and composite stellar populations. *MNRAS*, 365:1333–1347, February 2006.
204. S. Recchi, F. Calura, and P. Kroupa. The chemical evolution of galaxies within the IGIMF theory: the  $[\alpha/\text{Fe}]$  ratios and downsizing. *A&A*, 499:711–722, June 2009.
205. M. Cappellari, R. M. McDermid, K. Alatalo, L. Blitz, M. Bois, F. Bournaud, M. Bureau, A. F. Crocker, R. L. Davies, T. A. Davis, P. T. de Zeeuw, P.-A. Duc, E. Emsellem, S. Khochfar, D. Krajnović, H. Kuntschner, P.-Y. Lablanche, R. Morganti, T. Naab, T. Oosterloo, M. Sarzi, N. Scott, P. Serra, A.-M. Weijmans, and L. M. Young. Systematic variation of the stellar initial mass function in early-type galaxies. *Nature*, 484:485–488, April 2012.
206. M. Cappellari, R. M. McDermid, K. Alatalo, L. Blitz, M. Bois, F. Bournaud, M. Bureau, A. F. Crocker, R. L. Davies, T. A. Davis, P. T. de Zeeuw, P.-A. Duc, E. Emsellem, S. Khochfar, D. Krajnović, H. Kuntschner, R. Morganti, T. Naab, T. Oosterloo, M. Sarzi, N. Scott, P. Serra, A.-M. Weijmans, and L. M. Young. The ATLAS<sup>3D</sup> project - XX. Mass-size and mass- $\sigma$  distributions of early-type galaxies: bulge fraction drives kinematics, mass-to-light ratio, molecular gas fraction and stellar initial mass function. *MNRAS*, 432:1862–1893, July 2013.
207. T. H. Randriamampandry and C. Carignan. Galaxy mass models: MOND versus dark matter haloes. *MNRAS*, 439:2132–2145, April 2014.
208. L. Smolin. *The trouble with physics : the rise of string theory, the fall of a science, and what comes next*. 2006.
209. F. Lüghausen, B. Famaey, and P. Kroupa. A census of the expected properties of classical Milky Way dwarfs in Milgromian dynamics. *MNRAS*, 441:2497–2507, July 2014.
210. G. N. Candlish, R. Smith, and M. Fellhauer. RAYMOND: an N-body and hydrodynamics code for MOND. *MNRAS*, 446:1060–1070, January 2015.