

# MERGE, THEN COMPRESS: DEMYSTIFY EFFICIENT SMOE WITH HINTS FROM ITS ROUTING POLICY

Pingzhi Li<sup>1</sup> Zhenyu Zhang<sup>2</sup> Prateek Yadav<sup>3</sup> Yi-Lin Sung<sup>3</sup>

Yu Cheng<sup>4</sup> Mohit Bansal<sup>3</sup> Tianlong Chen<sup>3,5,6</sup>

<sup>1</sup>University of Science and Technology of China <sup>2</sup>University of Texas at Austin <sup>5</sup>MIT

<sup>3</sup>The University of North Carolina at Chapel Hill <sup>4</sup>Rice University <sup>6</sup>Harvard University

## ABSTRACT

Sparsely activated Mixture-of-Experts (SMoE) has shown promise to scale up the learning capacity of neural networks, however, they have issues like: (a) *High Memory Usage*, due to duplication of the network layers into multiple copies as experts; and (b) *Redundancy in Experts*, as common learning-based routing policies suffer from representational collapse. Therefore, vanilla SMoE models are memory inefficient and non-scalable, especially for resource-constrained downstream scenarios. In this paper, we ask: *Can we craft a compact SMoE model by consolidating expert information? What is the best recipe to merge multiple experts into fewer but more knowledgeable experts?* Our pilot investigation reveals that conventional model merging methods fail to be effective in such expert merging for SMoE. The potential reasons are: (1) redundant information overshadows critical experts; (2) appropriate neuron permutation for each expert is missing to bring all of them in alignment. To address these challenges, we propose a novel merging algorithm for SMoE, *i.e.*, M-SMoE, which leverages routing statistics to guide expert merging. Specifically, it starts with neuron permutation alignment for experts; then, dominant experts and their “group members” are formed based on routing policies; lastly, every expert group is merged into a single expert by utilizing each expert’s activation frequency as their weight for merging, thus diminishing the impact of insignificant experts. Moreover, we draw an interesting observation that our proposed merging promotes a low dimensionality in the merged expert’s weight space, naturally paving the way for additional compression. Hence, our final method, MC-SMoE (*i.e.*, Merge, then Compress SMoE), further decomposes the merged experts into low-rank and structural sparse alternatives. Extensive experiments across 8 benchmarks validate the effectiveness of our proposals. For instance, our MC-SMoE achieves up to 80% memory and a 20% FLOPs reduction, with virtually no loss in performance. Our code is provided at <https://github.com/UNITES-Lab/MC-SMoE>.

## 1 INTRODUCTION

Transformers (Vaswani et al., 2023) have become the *de facto* network architecture in various natural language processing (NLP) scenarios (Devlin et al., 2019; Yang et al., 2019; Liu et al., 2019; Raffel et al., 2020; Fedus et al., 2022; Wei et al., 2022), and even for computer vision applications (Dosovitskiy et al., 2021; Touvron et al., 2021; Mao et al., 2022; Zheng et al., 2021; Liu et al., 2021). Nowadays, the parameter counts of such models are commonly measured in billions rather than millions. It is mainly because certain empirical scaling laws (Kaplan et al., 2020) reveal a power-law relationship between the final model quality and the amount of {data, model capacity, and computing time}. Unfortunately, it poses infeasible requirements for computational resources, *e.g.*, training a GPT-based model (Brown et al., 2020) typically leads to thousands of GPU days. Sparse Mixture-of-Experts (SMoE) (Shazeer et al., 2017) was then proposed

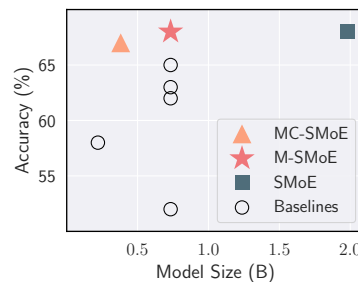


Figure 1: Accuracy (%) on the COPA with the *switch-base-32* SMoE. MC-SMoE reaches up to an 80% memory saving with only a negligible compromise in performance.

to trim down the computing cost while enabling efficient scaling of network capacity. For predictions of a given input, it leverages input-dependent conditional computation to sparsely activate (*i.e.*, routing) the relevant model pieces (*i.e.*, experts). Hence, the network parameter counts/capacity can be amplified with minimal extra training cost. For instance, Fedus et al. (2022) scales the T5-Base (Raffel et al., 2020) dense model to a  $35\times$  larger Switch-Base SMoE model, with roughly the same training FLOPS.

However, several crucial limitations persist in SMoE for expanding the capacity of large language models. Firstly, SMoE *trades space for FLOPs*<sup>1</sup>, which introduces substantial memory overheads and constrains its practical usage in real-world resource-restricted platforms, especially for downstream deployment and inference. Secondly, SMoE *has a poor utilization of its capacity*. The prevalent learning-based routing policy in SMoE suffers from *representation collapse* issues, since it encourages token embeddings to be clustered around expert centroids (Chi et al., 2022) and results in redundant experts (Mittal et al., 2022; Chen et al., 2022). A recent investigation (Chen et al., 2023) also points out a similar observation that the “effective capacity” in conventional SMoEs is low. To address these drawbacks and fully unleash the power of SMoE, one possible solution is consolidating information from insignificant experts, aiming to establish a more compact SMoE without hurting performance. Nevertheless, naively combining existing model merging mechanisms leads to substandard results in the SMoE scenarios, as demonstrated in our pilot studies in Section 4.2. The potential reasons could be: ① Critical experts are prone to be overshadowed by redundant information during merging, ② Experts are usually initialized and trained along with diverse optimization trajectories, thus an expert permutation can play an essential role in bringing them into alignment (Ainsworth et al., 2022). These primary challenges drive us to ask:

*(Q) How to effectively consolidate the redundant experts of SMoE into a selected few ones without sacrificing vital knowledge?*

In this paper, we systematically investigate the above research question (Q), and target a compact and high-quality SMoE on downstream fine-tuning/inference scenarios. We discover that *the routing policies from SMoE contain the “clues” for effective expert merging*. To be specific, (1) the *activation frequency* of experts indicates its utilization and can be regarded as a great proxy for its importance. It enables an automatic way to determine how many and which experts should be kept in each SMoE layer; (2) The *routing decision* measures how similar are the experts to each other, in terms of the relevance to given input samples. It helps in associating redundant experts with different dominant experts. Based on these insights, we proposed a novel M-SMoE method for SMoE merging. Furthermore, we find that the merged experts from M-SMoE lie in a low dimensional parameter space, which seems to suggest that an appropriate merging reduces the potential noisy weight signals (Han et al., 2016). We utilize this additional benefit of expert merging to design our MC-SMoE (Merge, then Compress SMoE) method that organically integrates low-rank decomposition techniques for further expert compression. Our main contributions are as follows:

- We propose a novel framework MC-SMoE, *i.e.*, Merge, then Compress SMoE, for SMoE efficiency at the downstream scenarios, including fine-tuning and zero-shot evaluation.
- We design an innovative merging approach (M-SMoE) based on the guidance from routing policies. Specifically, it begins with a customized permutation alignment for experts, then identifies the *dominant experts* globally along with their “group members” within SMoE layers, and concludes with a weighted averaging according to their activated frequency.
- We observe that resultant experts from M-SMoE inherently exhibit a *lower weight dimensionality*. This interesting phenomenon paves the way for additional compression, enabling our MC-SMoE method to further boost memory and parameter efficiency.
- Extensive experiments across **eight** benchmarks validate the effectiveness of our MC-SMoE. An example is presented in Figure 1. Notably, M-SMoE yields up to a **60%** reduction in memory overhead with even slightly improved performance. MC-SMoE achieves up to **80%** memory and **20%** FLOPs reduction, with only marginal performance drops.

<sup>1</sup>FLOPs means the floating point operations per second. Note that the vanilla design of SMoE does not necessarily bring running time benefits. Instead, to mitigate the extra latency costs from routing and diverse experts, it usually requires specialized parallelism (Rajbhandari et al., 2022; Fedus et al., 2022; He et al., 2021; 2022) and hardware designs (Fan et al., 2022).

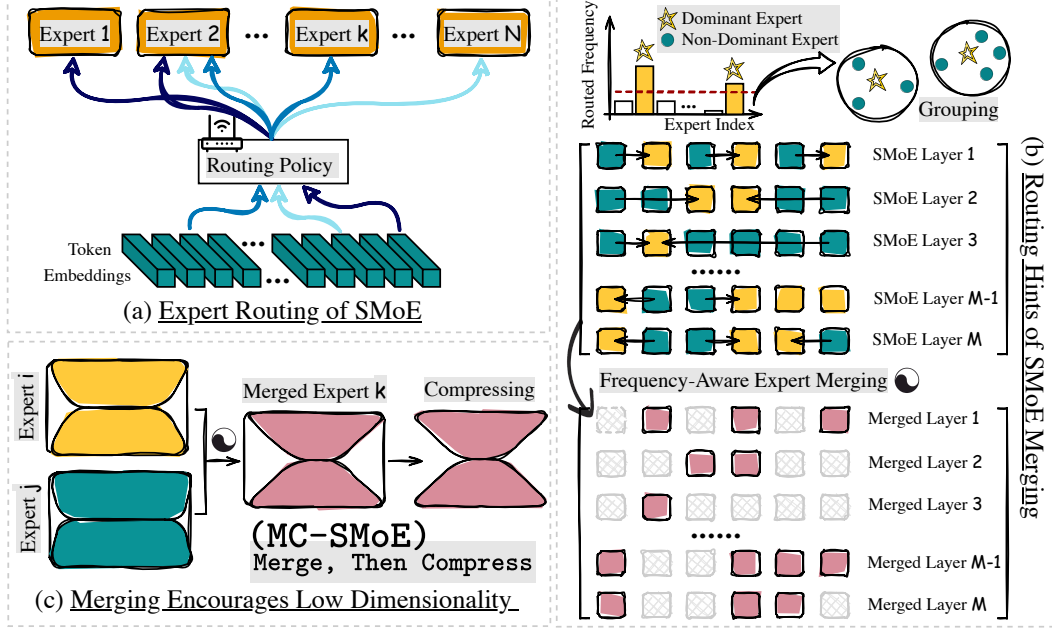


Figure 2: The overview of our proposed **MC-SMoE** pipeline. (a) In the conventional SMOE, each token embedding is directed to a small number of relevant experts. (b) The routing policy inspires expert merging. Across all SMOE layers,  $M$ -SMoE identifies the most frequently activated experts as *dominant* ones, groups the other non-dominant experts, and then merges them within each group in a frequency-weighted fashion. (c) After merging, the weight space of resulted experts tends to exhibit lower dimensionality, paving the way for additional compression. It clarifies the design of our MC-SMoE.

## 2 RELATED WORKS

**Sparse Mixture-of-Experts (SMoE).** The benefits of scaling model size are widely acknowledged, which usually offers increased learning capacity and enhanced generalization (Brown et al., 2020; Kaplan et al., 2020; Chung et al., 2022; Chowdhery et al., 2022). SMOE is an efficient approach to train larger models with negligible additional overhead, which has been broadly studied in Shazeer et al. (2017); Lepikhin et al. (2021); Fedus et al. (2022). SMOE models activate different pieces of the model for different input tokens as opposed to utilizing the full network parameters. For instance, GShard (Lepikhin et al., 2021), an SMOE model scales up a Transformer-based model from 2B to 600B parameters with training cost being lower than a 100B dense model. Recently, Fedus et al. (2022) created a T5 (Raffel et al., 2020) based SMOE model with trillion parameters.

**Efficiency Concerns in SMOE and Existing Solutions.** SMOE models require huge memory to host experts, moreover, many experts have low utilization during inference. To address this, Chen et al. (2022); Kim et al. (2021) prune experts based on their utilization to save memory, however, this leads to lower performance. In contrast, Gao et al. (2022) uses a tensor decomposition method to share the central tensor’s parameters across experts and keep different auxiliary tensors for each expert. Moreover, some works employ knowledge distillation (KD) (Rajbhandari et al., 2022; Artetxe et al., 2022; Fedus et al., 2022) to create either a smaller dense model or SMOE model with fewer layers. However, they also overlook the existing redundancy within SMOE layers.

**Model Merging in Language Models.** The abundance of open-source models necessitates harnessing these existing models to create superior ones. Network ensembling (Zhu et al., 2019; Ortega et al., 2022) emerges as an intuitive solution, however, its computational burden during inference increases proportionally with the inclusion of more models. Recent literature has increasingly emphasized the concept of model merging (Yadav et al., 2023; Cai et al., 2023; Ilharco et al., 2022b; Matena & Raffel, 2022; Jin et al., 2022; Don-Yehiya et al., 2022; Rame et al., 2023). Yet, most of these studies assume that the merged models originate from the same initialization (Yadav et al., 2023; Ilharco et al., 2022a; Wortsman et al., 2022), narrowing the pool of potential source models suitable for merging. However, this assumption might not be applicable to SMOE models. Typically, different experts within SMOE start with distinct random parameter initializations, and each expert

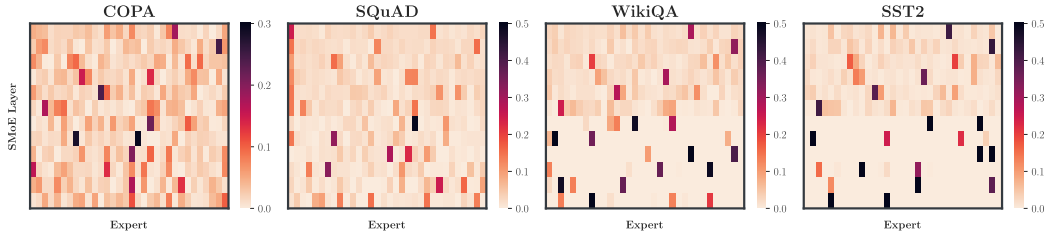


Figure 3: **Distribution of expert activation frequencies** in the *switch-base-32* model, encompassing 12 SMOE layers with 32 experts per layer. The top of the heatmap is the first MoE layer while the bottom is the last. The *left* two tasks, COPA and SQuAD, are characterized by *answer-generation* prompts. The *right* two tasks, WikiQA and SST2, are typified by *answer-selection* prompts. SMOE models fine-tuned on *answer-selection* tasks demonstrate a more skewed distribution in their transformer decoder layers, wherein a significant portion of experts remain inactivated all the time.

is optimized with only a subset of the training data, as determined by the routing networks. These characteristics make the task of merging experts in SMOE more challenging.

To tackle these challenges, numerous investigations resort to mode connectivity (Draxler et al., 2018; Frankle et al., 2020; Freeman & Bruna, 2016; Garipov et al., 2018) as a metric to measure the intricacy of merging between two experts. The underlying premise is that models within the same loss basin are mergeable. Additionally, some works employ permutation invariance (Ainsworth et al., 2022; Jordan et al., 2022; Peña et al., 2023) to transfer models in different error basins into the same one without affecting their functionality. Jolicoeur-Martineau et al. (2023) applies regularization terms during training to enhance the mergeability of models, and Gueta et al. (2023) systematically analyzes how training tasks, datasets, and recipes influence the difficulty of merging. A concurrent work, SMEAR (Muqeeth et al., 2023) dynamically merges various experts into a single one during the training process to avoid discrete routing. Note that this approach doesn’t offer any memory reduction and necessitates retaining the whole SMOE during inference.

### 3 METHODOLOGY

In this section, we present the details of our proposed MC-SMOE method. Section 3.1 introduces the expert merging technique M-SMOE and how it is guided by the routing policy. In Section 3.2, we illustrate the extra benefit of merged experts and how it leads to further compression. The whole procedure of MC-SMOE is provided at the end in Algorithm 1.

#### 3.1 ROUTING POLICY GUIDES EXPERTS MERGING

**Experts Permutation Alignment.** Our M-SMOE method begins with the alignment of expert weight permutations since merging without it could potentially lead to the inferior fusion of mismatched neurons. In our case, the target experts operate in the same input-output space, which makes the merging more feasible. The experts are 2-layer feed-forward networks, where  $W_{in}$  and  $W_{out}$  denote two weight matrices of input and output layers, respectively.  $x$  is the input vector and  $act(\cdot)$  represents the activation function. Then, a feed-forward network is defined as a mapping  $\mathcal{F}: x \rightarrow W_{out}(act(W_{in}x))$ . Ainsworth et al. (2022) tells us that for any arbitrary permutation matrix  $P$ , the following equation  $W_{out}(act(W_{in}x)) = W_{out}P^T(act(PW_{in}x))$  always holds. In other words,  $P$  preserves the function  $\mathcal{F}$ .

We follow the weight matching optimization in Ainsworth et al. (2022) to align experts without altering their functionalities. For example, given two experts  $E_i$  and  $E_j$  with weight matrices  $W_i$  and  $W_j$ , it try to locate the optimal  $P_i$  and  $P_j$  by minimizing the  $\ell_2$  distance between their corresponding permuted weights  $W'_i$  and  $W'_j$ . This process provides a beneficial first step for merging.

**Routing Policies Reflect the Expert Similarity.** One of the main challenges in SMOE expert merging comes from the expert specialization (Mittal et al., 2022) cultivated during the joint training of experts and routers. Although *representation collapse* happens (Chi et al., 2022) and massive redundancies exist among experts, Figure 3 demonstrates that the utilization of several (more than

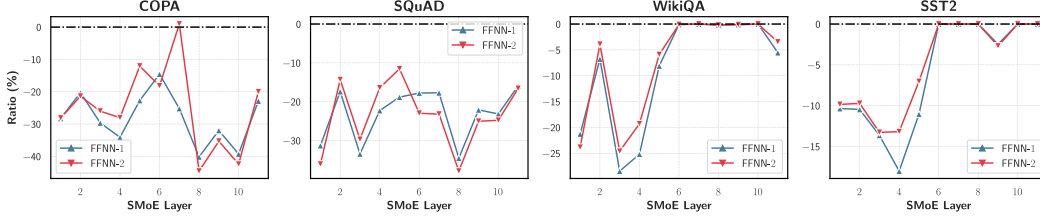


Figure 4: **Experts are more compressible after merging.** We calculate the average stable-rank change ratio ( $\frac{\text{after}-\text{before}}{\text{before}}$ ) of all experts within each layer of the *switch-base-32* SMoE model, reflecting the difference before and after merging. These mostly *negative* values throughout the SMoE layers emphasize a lower dimensionality achieved through the merging process.

one) experts is significantly larger compared to the rest. Therefore, it is challenging to merge all experts within an SMoE layer into a single dense expert. Instead, we divide them into multiple groups based on their similarity, and keep all dominant (most used) experts to preserve the performance. To meet the goal, our M-SMoE method exploits the implicit guidance from SMoE’s routing policy: (1) Similar rows (output channel) in a router weight matrix tend to feed similar input tokens to their corresponding experts, pushing these experts to be trained in a similar fashion; (2) Intuitively, experts that are similar tend to exhibit similar router logits across the majority of input tokens. Based on this, we can either use the rows in a router weight matrix or the router logits vector derived from a batch of input tokens, to measure expert similarity. Detailed comparisons are provided in Section 4.3 and we describe the superior one here, *i.e.*, router logits, and leave the other to Appendix A2. Specifically, the similarity  $\text{Sim}(\cdot, \cdot)$  between experts  $E_i$  and  $E_j$  in an SMoE layer is computed by:

$$H = W_r(X^T), \text{Sim}(E_i, E_j) = \text{cosine}(H_{i,*}, H_{j,*}), \quad (1)$$

where  $X$  is an input embedding,  $W_r$  is the router weight,  $H_{i,*}$  and  $H_{j,*}$  are row vectors in logits  $H$ .

**Dominant Experts, Expert Grouping, and Frequency-Based Merging.** Based on the expert utilization as depicted in Figure 3, we first treat the most commonly active experts as *dominant experts*. Such expert utilization is calculated by inputting and routing a randomly picked subset of training data. Then, as demonstrated in Figure 2 (b), each non-dominant expert gravitates toward and joins the group led by its most similar *dominant expert*, using the similarity function defined by Equation 1. After grouping, each group consists of a few non-dominant and one dominant expert. Lastly, for a group of  $k$  experts  $\{E_1, \dots, E_k\}$ , a frequency-based merging is performed as follows:

$$E_{\text{merged}} = \frac{\sum_{i=1}^k \alpha_i E_i}{\sum_{i=1}^k \alpha_i}, \quad (2)$$

where  $\alpha_i$  is the usage frequency of expert  $E_i$ . The superiority of emphasizing the dominant experts is detailed and validated in our ablation study (Section 4.3).

**Adaptive Layer-Wise Merging Ratio.** As shown in Figure 3, the activated frequency of each expert varies across different SMoE layers, suggesting a diverse number of *dominant experts* and corresponding groups. To consider this phenomenon, we normalize the frequencies within each SMoE layer and select the *dominant experts* in a global manner across all layers<sup>2</sup>. Take an extreme case as an example, if the expert routing is uniform in one SMoE layer, then all experts will be treated as dominant ones, echoing our intuitions.

### 3.2 MERGING ENCOURAGES EXPERT DECOMPOSITION

**Merging Encourages Low-Rank Weights.** We observe that M-SMoE promotes a lower dimensionality in the weight space of merged experts, naturally facilitating additional compression. We adopt the metric from Wang et al. (2023) to measure the rank of weight spaces. This metric has proved to be practical as it primarily remains unswayed by minuscule singular values, providing a rank estimation for the weight matrix  $W$  from a network layer. It is defined below:

$$\text{stable-rank}(\sigma) = \frac{\sum_i \sigma_i^2}{\max \sigma_i^2}, \quad (3)$$

<sup>2</sup>To ensure computational stability, we adjust the frequency of the most active expert in each SMoE layer to 1.0. In this way, at least one expert will be labeled as *dominant*. However, our experiments show that there are always at least two dominant experts in each SMoE layer.



where  $\sigma$  denotes the singular value vector of  $W$ . Figure 4 showcases several `stable-rank` change ratio instances of SMoEs fine-tuned on various tasks. We measured the `stable-rank`'s change after merging by calculating the ratio of its difference to its initial value. We see that the averaged `stable-rank` change ratio of all experts is consistently non-positive, *i.e.* `stable-rank` decreases, over most of the SMoE layers, after merging. It inspires us to conduct post-merging compression, as illustrated in Figure 2 (c).

**Post-Merging Compression of MC-SMoE.** To enjoy the extra benefits from merging, we tailor the previous SoTA decomposition methods (Chen et al., 2021; Li et al., 2023) for SMoE, and propose an upgraded algorithm MC-SMoE for further memory and parameter efficiency. To be specific, the weight matrix  $W$  of a merged expert is decomposed into  $UV + S$ . Here, the product of  $U \in \mathbb{R}^{d_1 \times r}$  and  $V \in \mathbb{R}^{r \times d_2}$  represents a low-rank approximation, where  $r$  is a much smaller rank compared to the full dimensionality of  $W$ .  $S$  contains the incoherent part of weights in  $W$ , and will be further pruned in a structural manner. An importance score of a weight  $s_{i,j}$  is computed as  $\mathcal{I}(s_{i,j}) = |s_{i,j} \cdot \nabla_{s_{i,j}} \mathcal{L}|$ , where  $\mathcal{L}$  indicates the training objective of SMoEs. To trim down  $S$ , the weight columns with the lowest cumulative scores  $\sum_i \mathcal{I}(s_{i,j})$  will be removed, which is determined across all  $S$  weights and naturally leads to a layer-wise adaptive compression ratio. As a summary, Algorithm 1 presents the full procedures of our proposed MC-SMoE framework.

---

**Algorithm 1** The Overall Procedures of MC-SMoE.

---

- 1: **Initialize:** A model  $\mathcal{M}$  with  $l$  SMoE layers, training dataset  $\mathcal{T}$  with  $b$  tokens, the total number of original experts  $n$ , and the number of the remaining experts  $k$ .
  - 2: Let  $H \in \mathbb{R}^{l \times b \times n}$  and  $A \in \mathbb{R}^{l \times n}$  denote the *router logits* and *activated frequencies*, respectively
  - 3: Let  $\mathcal{D}$  represents the set of *dominant experts*
  - 4:  $H, A \leftarrow \text{forward}(\mathcal{M}, \mathcal{T})$ ;  $\mathcal{D} \leftarrow \text{top}(k, \text{row-normalize}(A))$
  - 5: **for** layer  $t = 1, \dots, l$  **do**
  - 6:   **for** expert  $i = 2, \dots, \frac{n}{l}$  **do**
  - 7:      $E_i^t \leftarrow \text{weight-matching}(E_i^t, E_1^t)$  ▷ Expert Permutation Alignment
  - 8:   **end for**
  - 9:    $Q(i) := \arg\max_{j \in \mathcal{D}^t} \text{cosine}(H_{t,*,i}, H_{t,*,j})$  ▷ Group Label Assignment
  - 10:   **for**  $d \in \mathcal{D}^t$  **do**
  - 11:      $\mathcal{G} \leftarrow \{i \mid Q(i) == d\}$ ;  $E_d^t \leftarrow \frac{\sum_{i \in \mathcal{G}} A_{t,i} E_i^t}{\sum_{i \in \mathcal{G}} A_{t,i}}$  ▷ Merging based on Activated Frequencies
  - 12:      $E_d^t \rightarrow U_d^t V_d^t + S_d^t$  ▷ Then compress
  - 13:   **end for**
  - 14:   **for**  $i \notin \mathcal{D}$  **do**
  - 15:     Dropping  $E_i^t$  from  $\mathcal{M}$
  - 16:   **end for**
  - 17: **end for**
  - 18: **Return:** A compact SMoE produced from MC-SMoE.
- 

## 4 EXPERIMENTS

### 4.1 IMPLEMENTATION DETAILS

**Datasets and Network Backbones.** Our experiments adopt the **two** open-source large language model families with their SMoE variants: (a) the Switch Transformers (Fedus et al., 2022) and (b) Meta’s GPT-based SMoE models (Artetxe et al., 2022). A summary of the specific model configurations is provided in Table 1. We use **eight** popular NLP tasks for supervised fine-tuning and evaluation: SST-2 (Socher et al., 2013) for sentiment classification, MRPC (Dolan & Brockett, 2005) for paraphrase identification, MultiRC (Khashabi et al., 2018) for multiple-choice QA, COPA (Gordon et al., 2012) for sentence completion, Wino-

Table 1: Two SMoE models and their corresponding dense model checkpoints. *act-size*: number of activated parameters for each token, *size*: total number of parameters, *l*: the number of transformer layers, *h*: hidden dimension, *e*: the number of number of experts, *arch*: the type of transformer architecture.

| Model Identifier          | <i>act-size</i> | <i>size</i> | <i>l</i> | <i>h</i> | <i>e</i> | <i>arch</i> |
|---------------------------|-----------------|-------------|----------|----------|----------|-------------|
| <i>t5-base</i>            | 220M            | 220M        | 12       | 768      | 1        | enc-dec     |
| <i>switch-base-32</i>     | 220M            | 2.0B        | 12       | 768      | 32       | enc-dec     |
| <i>fairseq-dense-125m</i> | 125M            | 125M        | 12       | 768      | 1        | dec         |
| <i>fairseq-moe-15b</i>    | 125M            | 15B         | 12       | 768      | 512      | dec         |

Table 2: Performance evaluations on the *switch-base-32* model with 32 experts in each SMoE layer, as well as its comparative dense model *t5-base*. We found the first SMoE layer has a profound impact on the model’s performance, and merging it results in more significant performance degradation compared to other layers. Thus for all merging/compression mechanisms, the first SMoE layer is skipped following Ma et al. (2023), and it maintains an average of 8 experts in other SMoE layers. We report *exact-match/F1-score* for SQuAD and HotpotQA, *F1-score* for MultiRC, and *accuracy* for other tasks. For each task, we highlight the best performance over all baselines in blue, and mark the performance no worse than full SMoE in bold.

| Methods       | Model Size | TFLOPs | SST-2 | MRPC  | MultiRC | COPA  | WinoGrande | SQuAD       | WikiQA | HotpotQA    |
|---------------|------------|--------|-------|-------|---------|-------|------------|-------------|--------|-------------|
| Dense         | 220M       | 4.65   | 94.61 | 88.97 | 74.25   | 58.00 | 58.72      | 63.65/83.76 | 96.12  | 66.13/83.45 |
| Full SMoE     | 2.0B       | 4.65   | 95.75 | 90.20 | 76.19   | 68.00 | 61.80      | 65.39/85.81 | 96.45  | 67.55/84.60 |
| Pruning       | 733M       | 4.65   | 94.50 | 88.97 | 75.13   | 63.00 | 61.64      | 64.80/85.13 | 96.27  | 67.39/84.56 |
| Task-Specific | 733M       | 4.65   | 91.28 | 82.04 | 53.63   | 52.00 | 58.56      | 54.40/78.00 | 95.24  | 64.70/82.76 |
| Averaging     | 733M       | 4.65   | 92.66 | 88.73 | 74.04   | 62.00 | 59.59      | 64.49/84.75 | 96.19  | 67.36/84.61 |
| ZipIt         | 733M       | 4.65   | 93.12 | 91.18 | 75.26   | 65.00 | 60.38      | 65.01/85.06 | 96.05  | 67.59/84.70 |
| REPAIR        | 733M       | 4.65   | 92.89 | 90.44 | 74.44   | 65.00 | 61.48      | 64.67/84.84 | 96.27  | 67.67/84.77 |
| Git Re-basin  | 733M       | 4.65   | 93.35 | 88.24 | 74.25   | 65.00 | 59.25      | 64.61/84.92 | 96.23  | 67.29/84.46 |
| M-SMoE        | 733M       | 4.65   | 94.50 | 90.69 | 75.57   | 68.00 | 61.80      | 65.66/85.49 | 96.34  | 67.91/84.83 |
| MC-SMoE       | 381M       | 3.83   | 93.35 | 89.22 | 73.98   | 67.00 | 59.52      | 65.41/85.30 | 96.08  | 67.64/84.77 |

Grande (Sakaguchi et al., 2019) for conference resolution, SQuAD v1.1 (Rajpurkar et al., 2016) for extractive QA, WikiQA (Yang et al., 2015) and HotpotQA (Yang et al., 2018) for closed-book QA. For zero-shot evaluation, we pick three representative benchmarks: MRPC in GLUE (Wang et al., 2019), WinoGrande for reasoning, and OpenBookQA (Mihaylov et al., 2018) for QA.

**Comparison Baselines.** We compare our proposals to six baselines including two pruning and four merging methods. Firstly, we consider the “task-specific” expert pruning method from Chen et al. (2022), which gradually drops non-active experts during fine-tuning. Additionally, we evaluate the one-shot pruning of non-dominant experts as a sanity check. Secondly, given the absence of prior work on expert merging, we directly adapt Averaging (Choshen et al., 2022), ZipIt (Stoica et al., 2023), REPAIR (Jordan et al., 2022) and Git Re-basin (Ainsworth et al., 2022) merging methods to our SMoE scenarios as strong baselines for comparison.

**Training and Evaluation Details.** For the **encoder-decoder** models, including the *switch-base-32* SMoE model and the *t5-base* dense model, we report supervised fine-tuning results. For each task, we first undertake a comprehensive hyper-parameter search. This encompasses batch sizes from {8, 16, 32, 64}, learning rates from  $\{3 \times 10^{-4}, 1 \times 10^{-4}, 3 \times 10^{-5}, 1 \times 10^{-5}\}$ , and epoch counts spanning {3, 5, 10, 20}, to pinpoint the optimal fine-tuned models. Further fine-tuning hyper-parameters are fixed, as shown in Appendix Table A11. After merging and compression, we proceed to fine-tune the condensed model to restore its performance. Further, we apply knowledge distillation (KD) to compel the M-SMoE and MC-SMoE models to imitate the outputs generated by the full SMoE model on the training dataset. The hyper-parameters in the added KD loss are fixed for all tasks, please refer to Appendix A2 for more details. As for the **decoder-only** models, including the *fairseq-moe-15b* SMoE model and the *fairseq-dense-125m* dense model, we report zero-shot results, *i.e.* without undergoing any further training. For the compression phase in MC-SMoE, we set the sparse ratio to 0.1 and the low-rank factor to 32, following Li et al. (2023). The model size and the number of floating point operations (TFLOPs) are reported to measure the efficiency. The TFLOPs is evaluated by a batch of the first 64 samples in the SQuAD dataset, with the input sequence length of 329 and the target sequence length of 13. All experiments are conducted with PyTorch and DeepSpeed on NVIDIA A100 and A6000.

## 4.2 COMPETITIVE PERFORMANCE AND SUPERIOR EFFICIENCY OF MC-SMoE

Table 2 presents the performance comparisons among M-SMoE, MC-SMoE, and eight baselines in a supervised fine-tuning manner on {SST2, MRPC, MultiRC, COPA, WinoGrande, SQuAD, WikiQA, HotpotQA} datasets. Note that all the compared methods activate the same number of parameters. From Table 2, the following observations can be drawn: ① M-SMoE achieves 60% memory reduction while retaining performance on {MRPC, COPA, WinoGrande, SQuAD, HotpotQA}, and even

obtains {0.49, 0.25, 0.41} (%) extra performance improvement on {MRPC, SQuAD, HotpotQA} over the **full SMoE model**, respectively. Although M-SMoE shows a marginal drop in performance for the memory efficiency on {SST2, MultiRC, WikiQA} benchmarks, however, it still outperforms all other pruning and merging baselines. These impressive results validate the superiority of our M-SMoE in consolidating the redundant experts. ② MC-SMoE is performed on top of the expert merging from M-SMoE. The resulting model achieves up to 80% in memory and 20% in FLOPs saving, while the performance degradation remains less than 1% on {MRPC, COPA, SQuAD, WikiQA, HotpotQA}. ③ In addition, the zero-shot learning comparisons between ours and baselines with the *fairseq-moe-15b* SMoE and *fairseq-dense-125m* dense models are included in Appendix A1.1.

### 4.3 ABLATION STUDY AND EXTRA INVESTIGATION

**Ablation on Different Merging Ratio Designs.** To testify whether our adaptive merging ratio is effective or not, we conduct an ablation study on different merging ratios, *i.e.*, *uniform* (constant ratio per layer) *v.s.* *adaptive* (ours). Experimental results are produced with the *switch-base-32* backbone on four datasets, as shown in Table 3. Our *adaptive* ratio presents a consistent advantage in terms of merging performance, compared to the *uniform* ratio. It is within expectation since the pilot study in Figure 3 reveals that the number of frequently utilized experts is different across different transformer blocks.

Table 3: Comparison between *Uniform* and *Adaptive* (ours) merging ratio with the *switch-base-32* model on four datasets.

| Merging Ratio  | Uniform     | Adaptive           |
|----------------|-------------|--------------------|
| <b>MultiRC</b> | 74.48       | <b>75.57</b>       |
| <b>COPA</b>    | 63.00       | <b>68.00</b>       |
| <b>MRPC</b>    | 90.44       | <b>90.69</b>       |
| <b>SQuAD</b>   | 64.36/84.56 | <b>65.66/85.49</b> |

#### Ablation on Different Grouping Methods.

A pivotal component of our M-SMoE framework is to compute the similarity among experts by router output logits, *i.e.* *router-logits*, which directly determines their grouping statuses. Here, we carry out an ablation study for comparing our *router-logits* with **seven** other similarity functions: (i) *random*, which generates a random vector for each expert; (ii) *expert-weight*, using the flattened weight of

Table 4: Comparison between *router-logits* (ours) and **seven** other similarity functions for grouping experts.

| Representations              | MultiRC      | COPA         | MRPC         | SQuAD              |
|------------------------------|--------------|--------------|--------------|--------------------|
| <i>Random</i>                | 74.69        | 62.00        | 89.95        | 64.97/84.96        |
| <i>Expert-weight</i>         | 75.29        | 63.00        | 89.46        | 64.98/85.18        |
| <i>Expert-weight-feature</i> | 74.96        | 62.00        | 89.95        | 64.98/85.19        |
| <i>Expert-gradient</i>       | 75.50        | 59.00        | 89.22        | 64.93/85.01        |
| <i>Expert-feature</i>        | 74.74        | 60.00        | 89.95        | 65.03/85.21        |
| <i>Expert-feature.abs</i>    | 75.20        | 65.00        | 89.22        | 64.90/85.15        |
| <i>Router-weight</i>         | 75.01        | 59.00        | 88.73        | 64.99/85.02        |
| <b>Router-logits (Ours)</b>  | <b>75.57</b> | <b>68.00</b> | <b>90.69</b> | <b>65.66/85.49</b> |

each expert’s feed-forward network; (iii) *expert-weight-feature*, leveraging the product of the expert’s weight and the L2 norm of its associated features; (iv) *expert-gradient*, utilizing the flattened gradients of each expert’s feed-forward network; (v) *expert-feature*, adopting the average input hidden states of each expert; (vi) *expert-feature.abs*, using the average of absolute values of each expert’s input hidden states; (vii) *router-weight*, adopting the corresponding row vector from the router weight matrix; and our (viii) *router-logits*, which uses the router output logits vector corresponding to the expert after feeding a batch to the SMoE model. Experimental results with the *switch-base-32* model across four datasets are presented in Table 4. We observe that our *router-logits* consistently outperforms all other similarity variants. The strength of *router-logits* lies in its ability to directly reflect the routing decision distribution of input samples. During the training, experts with a similar routing decision are optimized with a similar subset of data, leading to potential redundancy.

**Contribution from Knowledge Distillation.** Knowledge distillation (KD) has been proven to be effective in inheriting information from large models. Therefore, we by default use KD for *all merged and compressed SMoEs*, including our M-SMoE, MC-SMoE, and all baselines. To show its contribution, we perform an ablation study comparing M-SMoE *w.* and *w.o.* the inclusion of KD loss during fine-tuning. Experimental results presented in Table 5, with the *switch-base-32* SMoE model across four datasets, underscore the advantages derived from the application of KD.

Table 5: Comparison between fine-tuning M-SMoE *w.o.* and *w.* (ours) KD with the *switch-base-32* model.

| Methods        | w.o. KD     | w. KD              |
|----------------|-------------|--------------------|
| <b>MultiRC</b> | 74.77       | <b>75.57</b>       |
| <b>COPA</b>    | 64.00       | <b>68.00</b>       |
| <b>MRPC</b>    | 89.22       | <b>90.69</b>       |
| <b>SQuAD</b>   | 63.25/84.03 | <b>65.66/85.49</b> |



### Contribution from Expert Permutation Alignment.

Consider an expert with two feed-forward layers with an intermediate dimension of  $d$ , there are  $d!$  kinds of permutation possibilities to match and merge two experts. Next, we present an ablation study to compare M-SMoE w. and w.o. alignment to assess the effectiveness of expert permutation alignment. In Table 6, we present results with the *switch-base-32* SMoE model on four datasets. It demonstrates a clear performance improvement when applying the expert permutation alignment before merging. Therefore, without proper permutation alignment, expert merging could result in an inferior fusion of mismatched neurons.

Table 6: Comparison between M-SMoE w.o. and w. permutation alignment (PA) with the *switch-base-32* model.

| Methods | M-SMoE w.o. PA | M-SMoE w. PA       |
|---------|----------------|--------------------|
| MultiRC | 74.84          | <b>75.57</b>       |
| COPA    | 66.00          | <b>68.00</b>       |
| MRPC    | 89.95          | <b>90.69</b>       |
| SQuAD   | 64.73/84.73    | <b>65.66/85.49</b> |

### Impact of Merging vs. Decomposition.

To quantify the extra benefit of the low dimensionality arising from M-SMoE, we look at the effects of merging experts and compressing SMoEs separately. We consider the evaluation of three tasks using the *switch-base-32* SMoE model and compare M-SMoE that only merges experts, C-SMoE that only compresses, and with MC-SMoE that does both merging and compression. From Table 7, we observe:

- ❶ M-SMoE reduces the model size while maintaining or boosting performance. In contrast, C-SMoE (i.e., compression only) leads to a significant performance drop. It suggests that merging is a superior option to pursue memory efficiency and maintain model quality.
- ❷ The success of M-SMoE paves the way for further compression. This is supported by MC-SMoE outperforming C-SMoE with even fewer parameter counts.

Table 7: Comparison among M-SMoE that only merges, C-SMoE that only compresses, and MC-SMoE that merges and then compresses. Experiments are conducted with the *switch-base-32* model. We highlight the better performance between C-SMoE and MC-SMoE in **bold** for each task.

| Methods    | SMoE        | M-SMoE      | C-SMoE      | MC-SMoE            |
|------------|-------------|-------------|-------------|--------------------|
| Model Size | 2.0B        | 733M        | 570M        | 381M               |
| TFLOPs     | 4.65        | 4.65        | 3.83        | 3.83               |
| COPA       | 68.00       | 68.00       | 64.00       | <b>67.00</b>       |
| MRPC       | 90.20       | 90.69       | 88.97       | <b>89.22</b>       |
| SQuAD      | 65.39/85.81 | 65.66/85.49 | 64.78/84.93 | <b>65.41/85.30</b> |

### Ablation on Different Merging Strategies.

To examine the effectiveness of our proposed frequency-aware expert merging, an ablation study on different merging strategies is needed. Specifically, we investigate *uniform* (Wortsman et al., 2022), *fisher-weighted* (Matena & Raffel, 2022), and *frequency-weighted* (ours) merging methods with the *switch-base-32* model across four datasets. As detailed in Table 8, we see that our *frequency-weighted* merging consistently reaches the best performance. A possible reason is that merging based on activation frequencies suppresses the impact of less significant experts. In contrast, the *uniform* approach tends to give inappropriate prominence to redundant information, overshadowing critical experts during the merging process. As for the *fisher-weighted* merging strategy, which relies on gradient magnitude for expert re-weighting, does not quite hit the mark, since in our case, the experts have already been well pre-trained before merging.

Table 8: Comparison among different averaging strategies of *Uniform*, *Fisher-weighted* and *Frequency-weighted* (ours), evaluated with the *switch-base-32* SMoE models.

| Methods | Uniform     | Fisher-weighted | Frequency-weighted |
|---------|-------------|-----------------|--------------------|
| MultiRC | 75.11       | 73.77           | <b>75.57</b>       |
| COPA    | 64.00       | 65.00           | <b>68.00</b>       |
| MRPC    | 89.95       | 89.46           | <b>90.69</b>       |
| SQuAD   | 64.55/84.85 | 63.99/84.44     | <b>65.66/85.49</b> |

### Visualization of Compact SMoEs from MC-SMoE.

We visualize the distribution of *dominant experts* in the *switch-base-32* SMoE model produced by M-SMoE, and their compressed versions from MC-SMoE in Figure 5. Each grid box denotes a *dominant expert*, and the darker color indicates more remaining parameters in that expert. Later SMoE layers, at the bottom of the heatmap, seem to be more mergeable and compressible.

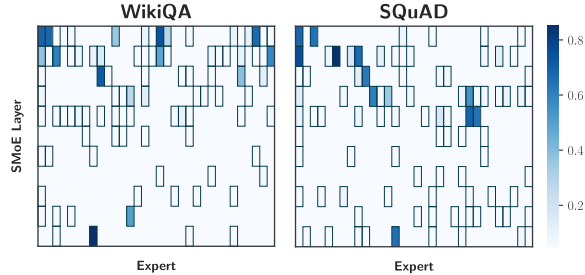


Figure 5: Ratio of remaining parameters after further compressing the *dominant experts* from MC-SMoE.

---

## 5 CONCLUSIONS

Sparse Mixture-of-Experts (SMoE) is a promising framework to scale up the model capacity, which enjoys roughly unchanged training and inference FLOPs at the cost of significantly increased memory overheads. The memory requirements and expert redundancy highly limit its practical usage. In this work, we propose an innovative SMoE merging approach, *i.e.*,  $M-SMoE$ , based on the hints from routing policies, to consolidate expert information into fewer but more knowledgeable ones. Moreover, such merged experts are demonstrated to be more compressible. Our proposed,  $MC-SMoE$  methods pursue superior memory and parameter efficiency with competitive performance. We conduct comprehensive experiments to support the effectiveness of our proposals. Future works mainly lie in the extension of multi-modality scenarios and co-designs with hardware platforms.

## 6 REPRODUCIBILITY STATEMENT

To encourage reproducibility, we have made our source code available<sup>3</sup>, including the data pre-processing, SMoE merging/compression/pruning, and evaluation scripts. The hyperparameter details are provided in Appendix A2 and the detailed pseudo-code about SMoE expert merging is provided in Appendix A3. We also provide clear and concise Algorithm 1 for our  $MC-SMoE$  pipeline.

## REFERENCES

- Samuel K Ainsworth, Jonathan Hayase, and Siddhartha Srinivasa. Git re-basin: Merging models modulo permutation symmetries. *arXiv preprint arXiv:2209.04836*, 2022.
- Mikel Artetxe, Shruti Bhosale, Naman Goyal, Todor Mihaylov, Myle Ott, Sam Shleifer, Xi Victoria Lin, Jingfei Du, Srinivasan Iyer, Ramakanth Pasunuru, Giri Anantharaman, Xian Li, Shuohui Chen, Halil Akin, Mandeep Baines, Louis Martin, Xing Zhou, Punit Singh Koura, Brian O’Horo, Jeff Wang, Luke Zettlemoyer, Mona Diab, Zornitsa Kozareva, and Ves Stoyanov. Efficient large scale language modeling with mixtures of experts. *arXiv preprint arXiv:2112.10684*, 2022.
- Tom B. Brown, Benjamin Mann, Nick Ryder, Melanie Subbiah, Jared Kaplan, Prafulla Dhariwal, Arvind Neelakantan, Pranav Shyam, Girish Sastry, Amanda Askell, Sandhini Agarwal, Ariel Herbert-Voss, Gretchen Krueger, Tom Henighan, Rewon Child, Aditya Ramesh, Daniel M. Ziegler, Jeffrey Wu, Clemens Winter, Christopher Hesse, Mark Chen, Eric Sigler, Mateusz Litwin, Scott Gray, Benjamin Chess, Jack Clark, Christopher Berner, Sam McCandlish, Alec Radford, Ilya Sutskever, and Dario Amodei. Language models are few-shot learners. *arXiv preprint arXiv:2005.14165*, 2020.
- Ruisi Cai, Zhenyu Zhang, and Zhangyang Wang. Robust weight signatures: Gaining robustness as easy as patching weights? *arXiv preprint arXiv:2302.12480*, 2023.
- Tianlong Chen, Zhenyu Zhang, Ajay Jaiswal, Shiwei Liu, and Zhangyang Wang. Sparse moe as the new dropout: Scaling dense and self-slimmable transformers. *arXiv preprint arXiv:2303.01610*, 2023.
- Tianyu Chen, Shaohan Huang, Yuan Xie, Binxing Jiao, Daxin Jiang, Haoyi Zhou, Jianxin Li, and Furu Wei. Task-specific expert pruning for sparse mixture-of-experts. *arXiv preprint arXiv:2206.00277*, 2022.
- Xuxi Chen, Tianlong Chen, Yu Cheng, Weizhu Chen, Zhangyang Wang, and Ahmed Hassan Awadallah. Dsee: Dually sparsity-embedded efficient tuning of pre-trained language models. *arXiv preprint arXiv:2111.00160*, 2021.
- Zewen Chi, Li Dong, Shaohan Huang, Damai Dai, Shuming Ma, Barun Patra, Saksham Singhal, Payal Bajaj, Xia Song, and Furu Wei. On the representation collapse of sparse mixture of experts. *arXiv preprint arXiv:2204.09179*, 2022.
- Leshem Choshen, Elad Venezian, Noam Slonim, and Yoav Katz. Fusing finetuned models for better pretraining. *arXiv preprint arXiv:2204.03044*, 2022.

---

<sup>3</sup>Our code is provided at <https://github.com/UNITES-Lab/MC-SMoE>.

- 
- Aakanksha Chowdhery, Sharan Narang, Jacob Devlin, Maarten Bosma, Gaurav Mishra, Adam Roberts, Paul Barham, Hyung Won Chung, Charles Sutton, Sebastian Gehrmann, Parker Schuh, Kensen Shi, Sasha Tsvyashchenko, Joshua Maynez, Abhishek Rao, Parker Barnes, Yi Tay, Noam Shazeer, Vinodkumar Prabhakaran, Emily Reif, Nan Du, Ben Hutchinson, Reiner Pope, James Bradbury, Jacob Austin, Michael Isard, Guy Gur-Ari, Pengcheng Yin, Toju Duke, Anselm Levskaya, Sanjay Ghemawat, Sunipa Dev, Henryk Michalewski, Xavier Garcia, Vedant Misra, Kevin Robinson, Liam Fedus, Denny Zhou, Daphne Ippolito, David Luan, Hyeontaek Lim, Barret Zoph, Alexander Spiridonov, Ryan Sepassi, David Dohan, Shivani Agrawal, Mark Omernick, Andrew M. Dai, Thanumalayan Sankaranarayanan Pillai, Marie Pellat, Aitor Lewkowycz, Erica Moreira, Rewon Child, Oleksandr Polozov, Katherine Lee, Zongwei Zhou, Xuezhi Wang, Brennan Saeta, Mark Diaz, Orhan Firat, Michele Catasta, Jason Wei, Kathy Meier-Hellstern, Douglas Eck, Jeff Dean, Slav Petrov, and Noah Fiedel. Palm: Scaling language modeling with pathways. *arXiv preprint arXiv:2204.02311*, 2022.
- Hyung Won Chung, Le Hou, Shayne Longpre, Barret Zoph, Yi Tay, William Fedus, Yunxuan Li, Xuezhi Wang, Mostafa Dehghani, Siddhartha Brahma, Albert Webson, Shixiang Shane Gu, Zhuyun Dai, Mirac Suzgun, Xinyun Chen, Aakanksha Chowdhery, Alex Castro-Ros, Marie Pellat, Kevin Robinson, Dasha Valter, Sharan Narang, Gaurav Mishra, Adams Yu, Vincent Zhao, Yanping Huang, Andrew Dai, Hongkun Yu, Slav Petrov, Ed H. Chi, Jeff Dean, Jacob Devlin, Adam Roberts, Denny Zhou, Quoc V. Le, and Jason Wei. Scaling instruction-finetuned language models. *arXiv preprint arXiv:2210.11416*, 2022.
- Jacob Devlin, Ming-Wei Chang, Kenton Lee, and Kristina Toutanova. Bert: Pre-training of deep bidirectional transformers for language understanding. *ArXiv*, abs/1810.04805, 2019.
- William B. Dolan and Chris Brockett. Automatically constructing a corpus of sentential paraphrases. In *Proceedings of the Third International Workshop on Paraphrasing (IWP2005)*, 2005. URL <https://aclanthology.org/I05-5002>.
- Shachar Don-Yehiya, Elad Veneizian, Colin Raffel, Noam Slonim, Yoav Katz, and Leshem Choshen. Cold fusion: Collaborative descent for distributed multitask finetuning. *arXiv preprint arXiv:2212.01378*, 2022.
- Alexey Dosovitskiy, Lucas Beyer, Alexander Kolesnikov, Dirk Weissenborn, Xiaohua Zhai, Thomas Unterthiner, Mostafa Dehghani, Matthias Minderer, Georg Heigold, Sylvain Gelly, Jakob Uszkoreit, and Neil Houlsby. An image is worth 16x16 words: Transformers for image recognition at scale. *ArXiv*, abs/2010.11929, 2021.
- Felix Draxler, Kambis Veschgini, Manfred Salmhofer, and Fred Hamprecht. Essentially no barriers in neural network energy landscape. In *International conference on machine learning*, pp. 1309–1318. PMLR, 2018.
- Zhiwen Fan, Rishov Sarkar, Ziyu Jiang, Tianlong Chen, Kai Zou, Yu Cheng, Cong Hao, Zhangyang Wang, et al. M<sup>3</sup>vit: Mixture-of-experts vision transformer for efficient multi-task learning with model-accelerator co-design. *Advances in Neural Information Processing Systems*, 35:28441–28457, 2022.
- William Fedus, Barret Zoph, and Noam Shazeer. Switch transformers: Scaling to trillion parameter models with simple and efficient sparsity. *Journal of Machine Learning Research*, 23(120):1–39, 2022. URL <http://jmlr.org/papers/v23/21-0998.html>.
- Jonathan Frankle, Gintare Karolina Dziugaite, Daniel Roy, and Michael Carbin. Linear mode connectivity and the lottery ticket hypothesis. In *International Conference on Machine Learning*, pp. 3259–3269. PMLR, 2020.
- C Daniel Freeman and Joan Bruna. Topology and geometry of half-rectified network optimization. *arXiv preprint arXiv:1611.01540*, 2016.
- Ze-Feng Gao, Peiyu Liu, Wayne Xin Zhao, Zhong-Yi Lu, and Ji-Rong Wen. Parameter-efficient mixture-of-experts architecture for pre-trained language models. *arXiv preprint arXiv:2203.01104*, 2022.

- 
- Timur Garipov, Pavel Izmailov, Dmitrii Podoprikin, Dmitry P Vetrov, and Andrew G Wilson. Loss surfaces, mode connectivity, and fast ensembling of dnns. *Advances in neural information processing systems*, 31, 2018.
- Andrew Gordon, Zornitsa Kozareva, and Melissa Roemmele. SemEval-2012 task 7: Choice of plausible alternatives: An evaluation of commonsense causal reasoning. In *\*SEM 2012: The First Joint Conference on Lexical and Computational Semantics – Volume 1: Proceedings of the main conference and the shared task, and Volume 2: Proceedings of the Sixth International Workshop on Semantic Evaluation (SemEval 2012)*, pp. 394–398, Montréal, Canada, 2012. Association for Computational Linguistics. URL <https://aclanthology.org/S12-1052>.
- Almog Gueta, Elad Venezian, Colin Raffel, Noam Slonim, Yoav Katz, and Leshem Choshen. Knowledge is a region in weight space for fine-tuned language models. *arXiv preprint arXiv:2302.04863*, 2023.
- Song Han, Huizi Mao, and William J. Dally. Deep compression: Compressing deep neural networks with pruning, trained quantization and huffman coding. *arXiv preprint arXiv:1510.00149*, 2016.
- Jiaao He, Jiezhong Qiu, Aohan Zeng, Zhilin Yang, Jidong Zhai, and Jie Tang. Fastmoe: A fast mixture-of-expert training system. *arXiv preprint arXiv:2103.13262*, 2021.
- Jiaao He, Jidong Zhai, Tiago Antunes, Haojie Wang, Fuwen Luo, Shangfeng Shi, and Qin Li. Fastermoe: Modeling and optimizing training of large-scale dynamic pre-trained models. In *Proceedings of the 27th ACM SIGPLAN Symposium on Principles and Practice of Parallel Programming, PPOPP ’22*, pp. 120–134, New York, NY, USA, 2022. Association for Computing Machinery. ISBN 9781450392044. doi: 10.1145/3503221.3508418. URL <https://doi.org/10.1145/3503221.3508418>.
- Gabriel Ilharco, Marco Tulio Ribeiro, Mitchell Wortsman, Suchin Gururangan, Ludwig Schmidt, Hannaneh Hajishirzi, and Ali Farhadi. Editing models with task arithmetic. *arXiv preprint arXiv:2212.04089*, 2022a.
- Gabriel Ilharco, Mitchell Wortsman, Samir Yitzhak Gadre, Shuran Song, Hannaneh Hajishirzi, Simon Kornblith, Ali Farhadi, and Ludwig Schmidt. Patching open-vocabulary models by interpolating weights. *Advances in Neural Information Processing Systems*, 35:29262–29277, 2022b.
- Xisen Jin, Xiang Ren, Daniel Preotiuc-Pietro, and Pengxiang Cheng. Dataless knowledge fusion by merging weights of language models. *arXiv preprint arXiv:2212.09849*, 2022.
- Alexia Jolicoeur-Martineau, Emy Gervais, Kilian Fatras, Yan Zhang, and Simon Lacoste-Julien. Population parameter averaging (papa). *arXiv preprint arXiv:2304.03094*, 2023.
- Keller Jordan, Hanie Sedghi, Olga Saukh, Rahim Entezari, and Behnam Neyshabur. Repair: Renormalizing permuted activations for interpolation repair. *arXiv preprint arXiv:2211.08403*, 2022.
- Jared Kaplan, Sam McCandlish, Tom Henighan, Tom B. Brown, Benjamin Chess, Rewon Child, Scott Gray, Alec Radford, Jeffrey Wu, and Dario Amodei. Scaling laws for neural language models. *arXiv preprint arXiv:2001.08361*, 2020.
- Daniel Khashabi, Snigdha Chaturvedi, Michael Roth, Shyam Upadhyay, and Dan Roth. Looking beyond the surface: A challenge set for reading comprehension over multiple sentences. In *Proceedings of the 2018 Conference of the North American Chapter of the Association for Computational Linguistics: Human Language Technologies, Volume 1 (Long Papers)*, pp. 252–262, New Orleans, Louisiana, 2018. Association for Computational Linguistics. doi: 10.18653/v1/N18-1023. URL <https://aclanthology.org/N18-1023>.
- Young Jin Kim, Ammar Ahmad Awan, Alexandre Muzio, Andres Felipe Cruz Salinas, Liyang Lu, Amr Hendy, Samyam Rajbhandari, Yuxiong He, and Hany Hassan Awadalla. Scalable and efficient moe training for multitask multilingual models. *arXiv preprint arXiv:2109.10465*, 2021.
- Dmitry Lepikhin, Hyoungho Lee, Yuanzhong Xu, Dehao Chen, Orhan Firat, Yanping Huang, Maxim Krikun, Noam Shazeer, and Zhifeng Chen. {GS}hard: Scaling giant models with conditional computation and automatic sharding. In *International Conference on Learning Representations*, 2021. URL <https://openreview.net/forum?id=qrwe7XHTmYb>.

- 
- Yixiao Li, Yifan Yu, Qingru Zhang, Chen Liang, Pengcheng He, Weizhu Chen, and Tuo Zhao. Lospase: Structured compression of large language models based on low-rank and sparse approximation. *arXiv preprint arXiv:2306.11222*, 2023.
- Yinhan Liu, Myle Ott, Naman Goyal, Jingfei Du, Mandar Joshi, Danqi Chen, Omer Levy, Mike Lewis, Luke Zettlemoyer, and Veselin Stoyanov. Roberta: A robustly optimized bert pretraining approach. *arXiv preprint arXiv:1907.11692*, 2019.
- Ze Liu, Yutong Lin, Yue Cao, Han Hu, Yixuan Wei, Zheng Zhang, Stephen Lin, and Baining Guo. Swin transformer: Hierarchical vision transformer using shifted windows. In *Proceedings of the IEEE/CVF International Conference on Computer Vision (ICCV)*, pp. 10012–10022, October 2021.
- Xinyin Ma, Gongfan Fang, and Xinchao Wang. Llm-pruner: On the structural pruning of large language models. *arXiv preprint arXiv:2305.11627*, 2023.
- Zhiyuan Mao, Ajay Jaiswal, Zhangyang Wang, and Stanley H. Chan. Single frame atmospheric turbulence mitigation: A benchmark study and a new physics-inspired transformer model. *ArXiv*, abs/2207.10040, 2022.
- Michael S Matena and Colin A Raffel. Merging models with fisher-weighted averaging. *Advances in Neural Information Processing Systems*, 35:17703–17716, 2022.
- Todor Mihaylov, Peter Clark, Tushar Khot, and Ashish Sabharwal. Can a suit of armor conduct electricity? a new dataset for open book question answering. In *EMNLP*, 2018.
- Sarthak Mittal, Yoshua Bengio, and Guillaume Lajoie. Is a modular architecture enough? *Advances in Neural Information Processing Systems*, 35:28747–28760, 2022.
- Mohammed Muqeeth, Haokun Liu, and Colin Raffel. Soft merging of experts with adaptive routing. *arXiv preprint arXiv:2306.03745*, 2023.
- Xiaonan Nie, Pinxue Zhao, Xupeng Miao, Tong Zhao, and Bin Cui. Hetumoe: An efficient trillion-scale mixture-of-expert distributed training system. *arXiv preprint arXiv:2203.14685*, 2022.
- Luis A Ortega, Rafael Cabañas, and Andres Masegosa. Diversity and generalization in neural network ensembles. In *International Conference on Artificial Intelligence and Statistics*, pp. 11720–11743. PMLR, 2022.
- Fidel A Guerrero Peña, Heitor Rapela Medeiros, Thomas Dubail, Masih Aminbeidokhti, Eric Granger, and Marco Pedersoli. Re-basin via implicit sinkhorn differentiation. In *Proceedings of the IEEE/CVF Conference on Computer Vision and Pattern Recognition*, pp. 20237–20246, 2023.
- Colin Raffel, Noam Shazeer, Adam Roberts, Katherine Lee, Sharan Narang, Michael Matena, Yanqi Zhou, Wei Li, and Peter J. Liu. Exploring the limits of transfer learning with a unified text-to-text transformer. *arXiv preprint arXiv:1910.10683*, 2020.
- Samyam Rajbhandari, Conglong Li, Zhewei Yao, Minjia Zhang, Reza Yazdani Aminabadi, Ammar Ahmad Awan, Jeff Rasley, and Yuxiong He. Deepspeed-moe: Advancing mixture-of-experts inference and training to power next-generation ai scale. *arXiv preprint arXiv:2201.05596*, 2022.
- Pranav Rajpurkar, Jian Zhang, Konstantin Lopyrev, and Percy Liang. SQuAD: 100,000+ questions for machine comprehension of text. In *Proceedings of the 2016 Conference on Empirical Methods in Natural Language Processing*, pp. 2383–2392, Austin, Texas, 2016. Association for Computational Linguistics. doi: 10.18653/v1/D16-1264. URL <https://aclanthology.org/D16-1264>.
- Alexandre Rame, Kartik Ahuja, Jianyu Zhang, Matthieu Cord, Léon Bottou, and David Lopez-Paz. Model ratatouille: Recycling diverse models for out-of-distribution generalization. *arXiv preprint arXiv:2212.10445*, 2023.
- Keisuke Sakaguchi, Ronan Le Bras, Chandra Bhagavatula, and Yejin Choi. Winogrande: An adversarial winograd schema challenge at scale. *arXiv preprint arXiv:1907.10641*, 2019.



- 
- Noam Shazeer, Azalia Mirhoseini, Krzysztof Maziarczyk, Andy Davis, Quoc Le, Geoffrey Hinton, and Jeff Dean. Outrageously large neural networks: The sparsely-gated mixture-of-experts layer. *arXiv preprint arXiv:1701.06538*, 2017.
- Richard Socher, Alex Perelygin, Jean Wu, Jason Chuang, Christopher D. Manning, Andrew Ng, and Christopher Potts. Recursive deep models for semantic compositionality over a sentiment treebank. In *Proceedings of the 2013 Conference on Empirical Methods in Natural Language Processing*, pp. 1631–1642, Seattle, Washington, USA, 2013. Association for Computational Linguistics. URL <https://aclanthology.org/D13-1170>.
- George Stoica, Daniel Bolya, Jakob Bjorner, Taylor Hearn, and Judy Hoffman. Zipit! merging models from different tasks without training. *arXiv preprint arXiv:2305.03053*, 2023.
- Hugo Touvron, Matthieu Cord, Matthijs Douze, Francisco Massa, Alexandre Sablayrolles, and Hervé Jégou. Training data-efficient image transformers & distillation through attention. In *ICML*, 2021.
- Ashish Vaswani, Noam Shazeer, Niki Parmar, Jakob Uszkoreit, Llion Jones, Aidan N. Gomez, Lukasz Kaiser, and Illia Polosukhin. Attention is all you need. *arXiv preprint arXiv:1706.03762*, 2023.
- Alex Wang, Amanpreet Singh, Julian Michael, Felix Hill, Omer Levy, and Samuel R. Bowman. Glue: A multi-task benchmark and analysis platform for natural language understanding. *arXiv preprint arXiv:1804.07461*, 2019.
- Hongyi Wang, Saurabh Agarwal, Pongsakorn U-chupala, Yoshiki Tanaka, Eric P. Xing, and Dimitris Papailiopoulos. Cuttlefish: Low-rank model training without all the tuning. *arXiv preprint arXiv:2305.02538*, 2023.
- Jason Wei, Xuezhi Wang, Dale Schuurmans, Maarten Bosma, Ed Chi, Quoc Le, and Denny Zhou. Chain of thought prompting elicits reasoning in large language models. *arXiv preprint arXiv:2201.11903*, 2022.
- Mitchell Wortsman, Gabriel Ilharco, Samir Ya Gadre, Rebecca Roelofs, Raphael Gontijo-Lopes, Ari S Morcos, Hongseok Namkoong, Ali Farhadi, Yair Carmon, Simon Kornblith, et al. Model soups: averaging weights of multiple fine-tuned models improves accuracy without increasing inference time. In *International Conference on Machine Learning*, pp. 23965–23998. PMLR, 2022.
- Prateek Yadav, Derek Tam, Leshem Choshen, Colin Raffel, and Mohit Bansal. Resolving interference when merging models. In *NeurIPS*, New Orleans, USA, 2023. Proceedings of Machine Learning Research.
- Yi Yang, Wen-tau Yih, and Christopher Meek. WikiQA: A challenge dataset for open-domain question answering. In *Proceedings of the 2015 Conference on Empirical Methods in Natural Language Processing*, pp. 2013–2018, Lisbon, Portugal, 2015. Association for Computational Linguistics. doi: 10.18653/v1/D15-1237. URL <https://aclanthology.org/D15-1237>.
- Zhilin Yang, Peng Qi, Saizheng Zhang, Yoshua Bengio, William Cohen, Ruslan Salakhutdinov, and Christopher D. Manning. HotpotQA: A dataset for diverse, explainable multi-hop question answering. In *Proceedings of the 2018 Conference on Empirical Methods in Natural Language Processing*, pp. 2369–2380, Brussels, Belgium, October-November 2018. Association for Computational Linguistics. doi: 10.18653/v1/D18-1259. URL <https://aclanthology.org/D18-1259>.
- Zhilin Yang, Zihang Dai, Yiming Yang, Jaime Carbonell, Russ R Salakhutdinov, and Quoc V Le. Xlnet: Generalized autoregressive pretraining for language understanding. *Advances in neural information processing systems*, 32, 2019.
- Minghang Zheng, Peng Gao, Renrui Zhang, Xiaogang Wang, Hongsheng Li, and Hao Dong. End-to-end object detection with adaptive clustering transformer. *ArXiv*, abs/2011.09315, 2021.
- Shilin Zhu, Xin Dong, and Hao Su. Binary ensemble neural network: More bits per network or more networks per bit? In *Proceedings of the IEEE/CVF Conference on Computer Vision and Pattern Recognition (CVPR)*, June 2019.

## APPENDIX

### A1 MORE EXPERIMENTAL RESULTS

#### A1.1 ZERO-SHOT EVALUATION RESULTS

We compare our proposed M-SMoE, MC-SMoE with one-shot pruning of non-dominant experts and the “task-specific” expert pruning method, in a zero-shot learning manner. Our M-SMoE consistently outperforms the baseline methods, as shown in Table A9. The performance might be further improved if only we can fine-tune the routers, given that our M-SMoE highly leverages routing information during the merging phase.

Table A9: Performance evaluation on the *fairseq-moe-15b* model with 512 experts in each SMoE layer, as well as its comparative dense model *fairseq-dense-125m*. Different from the fine-tuned *switch-base-32* model, we apply pruning/merging methods on every SMoE layer here and maintain an average of 16 experts. We highlight the best performance over all baselines in **bold**.

| Methods       | Model Size | TFLOPs | MRPC         | OpenBookQA   | WinoGrande   |
|---------------|------------|--------|--------------|--------------|--------------|
| Dense         | 125M       | 5.08   | 37.75        | 34.00        | 49.49        |
| Full SMoE     | 15B        | 5.08   | 60.54        | 36.80        | 51.78        |
| Pruning       | 552M       | 5.08   | 52.20        | 30.60        | 48.46        |
| Task-Specific | 552M       | 5.08   | 40.19        | 23.60        | 48.38        |
| M-SMoE        | 552M       | 5.08   | <b>52.69</b> | 34.40        | <b>50.43</b> |
| MC-SMoE       | 166M       | 4.45   | 47.55        | <b>34.60</b> | 49.09        |

#### A1.2 EFFICIENCY DISCUSSIONS AND LIMITATIONS

**Latency Limitations** Despite the {dense, SMoE, M-SMoE, MC-SMoE} models sharing the same theoretical TFLOPs, they do not necessarily produce the same latency. This is because the vanilla design of SMoE in the real world suffers from significant extra latency costs introduced by routing (Nie et al., 2022). Our proposed M-SMoE and MC-SMoE achieve impressive memory and TFLOPs efficiency for SMoE. However, they do not improve latency. Ideally, the merging process is supposed to reduce the number of classes managed by the router classifier due to the reduction in the number of experts in each layer. However, in practical implementation, we face a challenge: explicitly creating a new router for the merged experts is non-trivial. To address this issue, we adopt the following strategy as shown in Appendix A3: within each group, we retain a representative expert and let other routers point towards this representative. Yet, all such routing decisions into this group will now be directed towards a single new merged expert. This implies that, although the count of experts reduces, the number of classes managed by the router remains constant, *i.e.* the routing latency costs remain constant. Thus, if we manage to prune the router output channels without affecting its functionality, we can realize a notable improvement in latency efficiency.

To examine the potential efficiency from router pruning upon M-SMoE, we conduct experiments with the *switch-base-32* backbone on batch size {32, 256, 512} and compare inference latency of these four models: ① dense, ② SMoE, ③ M-SMoE, ④ M-SMoE w. pruning router. Notably, results in Table A10 across three batch size settings demonstrate a latency ordering of ②≈③>④>①. This indicates the latency limitation and encourages future work for router pruning.

Table A10: Latency analysis of the *switch-base-32* model on SQuAD task inference with BF16.

| Models                     | BSZ=32 |             | BSZ=256 |             | BSZ=512 |             |
|----------------------------|--------|-------------|---------|-------------|---------|-------------|
|                            | TFLOPs | Latency (s) | TFLOPs  | Latency (s) | TFLOPs  | Latency (s) |
| Dense                      | 2.33   | 0.08        | 25.51   | 0.85        | 59.32   | 2.33        |
| Full SMoE-32               | 2.33   | 0.18        | 25.51   | 1.02        | 59.32   | 2.50        |
| M-SMoE-8                   | 2.33   | 0.17        | 25.51   | 0.99        | 59.32   | 2.48        |
| M-SMoE-8 w. pruning router | 2.33   | 0.13        | 25.51   | 0.93        | 59.32   | 2.38        |

## A2 MORE TECHNIQUE DETAILS

**Supervised Fine-Tuning Hyper-Parameters** Besides  $\{\text{batch size, learning rate, epoch counts}\}$  which vary for each task, we keep other hyper-parameters of supervised fine-tuning fixed for all tasks. These are shown in Table A11.

Table A11: Fine-tuning hyper-parameters of the *switch-base-32* model.

| Hyper-Parameters | Values       |
|------------------|--------------|
| Optimizer        | ADAMW        |
| Adam $\epsilon$  | $1e-6$       |
| Adam $\beta$     | (0.9, 0.98)  |
| Warm-up steps    | 16           |
| Weight decay     | 0.01         |
| LR scheduler     | LINEAR DECAY |
| KD $\alpha$      | 0.2          |
| KD $T$           | 2.0          |

**Details in Zero-Shot Learning** We evaluate our approaches and baselines with the *fairseq-moe-15b* model in the zero-shot learning setting. Specifically, We use the language model to separately score each label choice, and pick the one with the highest score as the prediction. Although we utilize the training sets, they are only incorporated when essential in merging/compression, such as when calculating the expert usage frequency. In short, no optimization occurs at any stage of the process, *i.e.* no fine-tuning at all.

**Compression Hyper-Parameters** For M-SMoE, we randomly pick 256 samples from training data to calculate both expert usage frequency and *router-logits* similarity for all tasks. For the compression phase in MC-SMoE, following Li et al. (2023), we adopt the cubic pruning ratio scheduler to control the S pruning process:

$$\mathcal{P}_t = \begin{cases} 1 & 0 \leq t < \mathcal{T}_i, \\ \mathcal{P}_{\mathcal{T}} + (1 - \mathcal{P}_{\mathcal{T}}) \left(1 - \frac{t - \mathcal{T}_i - \mathcal{T}_f}{\mathcal{T} - \mathcal{T}_i - \mathcal{T}_f}\right)^3 & \mathcal{T}_i \leq t < \mathcal{T} - \mathcal{T}_f, \\ \mathcal{P}_{\mathcal{T}} & \text{o.w.} \end{cases}$$

where  $\mathcal{T}$  is the total steps.  $\mathcal{T}_i$  is the number of initial warm-up steps.  $\mathcal{T}_f$  is the number of final cold-down steps. We set  $\mathcal{T}$  to 10000,  $\mathcal{T}_i$  to 400 and  $\mathcal{T}_f$  to 1600 for all tasks.

**Knowledge Distillation** In this paragraph we illustrate the detail of knowledge distillation (KD) applied in the supervised fine-tuning setting on all merged and compressed SMoE models for performance recovery, including our M-SMoE, MC-SMoE and all baselines. The goal is to force them, *i.e.* the students, to imitate the outputs from the full SMoE model, *i.e.* the teacher. Specifically, the training objective can be formulated as:

$$\min_{\Theta} \mathbb{E}_{(\mathbf{x}, \mathbf{y}) \sim \mathcal{D}} [\mathcal{L}(\mathbf{x}; \Theta) + \alpha \mathcal{L}_{\text{KD}}(\mathbf{x}; \Theta)],$$

where the value of  $\alpha$  is fixed at 0.2 for all tasks.  $\mathcal{L}$  is the cross-entropy loss between predictions and the given hard labels,  $\mathcal{L}_{\text{KD}}$  is the KL divergence loss between the predictions and the full SMoE model’s soft labels:

$$\mathcal{L}_{\text{KD}} = \text{KL} \left[ \mathcal{P}(\mathbf{y} | \mathbf{x}; \Theta^{(full)}) \parallel \mathcal{P}(\mathbf{y} | \mathbf{x}; \Theta) \right].$$

Moreover, we employ a temperature  $T$  in the KL divergence to control the smoothness of the output distribution for both student and teacher models, defined as:

$$p_i = \exp(z_i/T),$$

where  $z_i$  is the logit score for class  $j$ , and the  $T$  is fixed at 2 for all tasks.

---

**The Router-Weight Similarity Function** We provide a detailed description of the *router-weight* similarity function in this paragraph, which is inferior to our adopted *router-logits* in Section 3.1. Specifically, the similarity  $\text{Sim}(\cdot, \cdot)$  between experts  $E_i$  and  $E_j$  in an SMOE layer is computed by:

$$\text{Sim}(E_i, E_j) = \text{cosine}(W_r^{i,*}, W_r^{j,*}),$$

where  $W_r$  is the router weight, and  $W_r^{i,*}$  and  $W_r^{j,*}$  are row vectors in it.

### A3 MORE IMPLEMENTATION DETAILS

We show some pseudocode to demonstrate the implementation of our proposed M-SMOE in a PyTorch-like style.

**Details of Merging Experts in an SMOE Feed-Forward Layer** In our experiments, the final step of merging involves replacing one expert in a group with the derived weight. Instead of pruning the other experts, we redirect the remaining ones in that group to the newly substituted expert. This implementation ensures that the routing functionality remains consistent. Below is the PyTorch-style pseudo code:

---

```
def merge_ffn_experts(
    ffn: SwitchTransformersSparseMLP,
    group_labels: torch.LongTensor,
    usage_frequencies: torch.FloatTensor,
) -> SwitchTransformersSparseMLP:
    # Each expert has a group label and a usage frequency
    assert len(group_labels) == len(usage_frequencies) == len(ffn.experts)

    for label in group_labels.unique():
        expert_indices = torch.where(group_labels == label)[0]
        with torch.no_grad():
            # Step 1. Calculate usage-frequency-weighted averaging
            fc1_weight = torch.sum(torch.stack(
                [ffn.experts[f"expert_{expert_idx}"].fc1.weight *
                 usage_frequencies[expert_idx] for expert_idx in
                 expert_indices], dim=0
            ), dim=0) / torch.sum(usage_frequencies[expert_indices], dim=0)
            fc2_weight = torch.sum(torch.stack(
                [ffn.experts[f"expert_{expert_idx}"].fc2.weight *
                 usage_frequencies[expert_idx] for expert_idx in
                 expert_indices], dim=0
            ), dim=0) / torch.sum(usage_frequencies[expert_indices], dim=0)

            # Step 2. Copy weight to the first expert in the group
            first_expert = ffn.experts[f"expert_{expert_indices[0]}"]
            first_expert.fc1.weight.copy_(fc1_weight)
            first_expert.fc2.weight.copy_(fc2_weight)

            # Step 3. Redirect other merged experts to the first one
            for expert_idx in expert_indices[1:]:
                ffn.experts[f"expert_{expert_idx}"] =
                    ffn.experts[f"expert_{expert_indices[0]}"]

    return ffn
```

---