

Making LLaMA SEE and Draw with SEED Tokenizer

Yuying Ge^{1*} Sijie Zhao^{1*} Ziyun Zeng² Yixiao Ge^{1,2†}

Chen Li² Xintao Wang^{1,2} Ying Shan^{1,2}

¹Tencent AI Lab ²ARC Lab, Tencent PCG

<https://github.com/AILab-CVC/SEED>

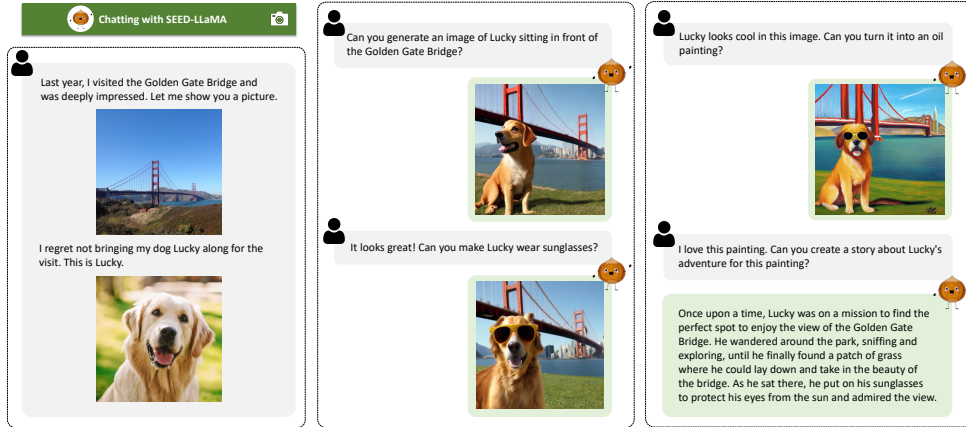


Figure 1: The introduced SEED-LLaMA, a multimodal AI assistant, demonstrates **emergent ability** in the multi-turn in-context image and text generation given multimodal instructions.

Abstract

The great success of Large Language Models (LLMs) has expanded the potential of multimodality, contributing to the gradual evolution of General Artificial Intelligence (AGI). A true AGI agent should not only possess the capability to perform predefined multi-tasks but also exhibit emergent abilities in an open-world context. However, despite the considerable advancements made by recent multimodal LLMs, they still fall short in effectively unifying comprehension and generation tasks, let alone open-world emergent abilities. We contend that the key to overcoming the present impasse lies in enabling text and images to be represented and processed interchangeably within a unified autoregressive Transformer. To this end, we introduce **SEED**, an elaborate image tokenizer that empowers LLMs with the ability to **SEE** and **Draw** at the same time. We identify two crucial design principles: (1) Image tokens should be independent of 2D physical patch positions and instead be produced with a *1D causal dependency*, exhibiting intrinsic interdependence that aligns with the left-to-right autoregressive prediction mechanism in LLMs. (2) Image tokens should capture *high-level semantics* consistent with the degree of semantic abstraction in words, and be optimized for both discriminativeness and reconstruction during the tokenizer training phase. With SEED tokens, LLM is able to perform scalable multimodal autoregression under its original training recipe, i.e., next-word prediction. SEED-LLaMA¹ is therefore produced by large-scale pretraining and instruction tuning on the interleaved textual and visual data, demonstrating impressive performance on a broad range of multimodal comprehension and generation tasks. More importantly, SEED-LLaMA has exhibited compositional emergent abilities such as multi-turn in-context multimodal generation, acting like your AI assistant.

¹This work is a follow-up of SEED [1], where we update the visual tokenizer and present SEED-LLaMA.

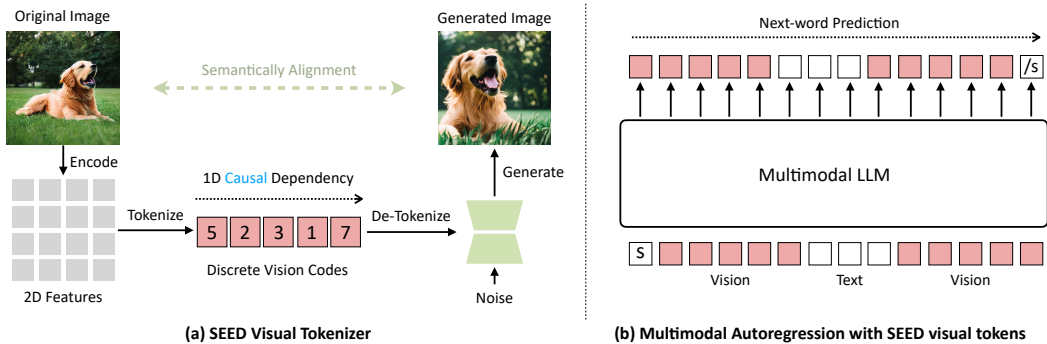


Figure 2: (a) SEED is a discrete image tokenizer, producing quantized visual codes with 1D causal dependency and high-level semantics. (b) With SEED tokenizer, LLM is able to perform scalable multimodal autoregression on interleaved visual and textual data with next-word-prediction objective.

1 Introduction

In recent years, Large Language Models [2, 3, 4] (LLMs) pre-trained on massive text corpus with straightforward training objectives such as next-word prediction have exhibited remarkable abilities to understand, reason, and generate texts across a variety of open-ended tasks. Recent studies further exploit the strong generality of LLMs to improve visual understanding or generation tasks, collectively referred to as Multimodal LLM (MLLM). While these studies have contributed to technological advancements, MLLMs have yet to achieve the remarkable success of LLMs in terms of emergent capabilities. We have made a bold assumption that the premise for the emergence of multimodal capabilities is that text and images can be represented and processed **interchangeably** in a unified autoregressive Transformer.

We posit that a proper visual tokenizer is the key as it can facilitate the follow-up multimodal training by (i) easing the semantic alignment between visual and word tokens, and (ii) enabling LLM’s original training recipe (i.e., next-word prediction) for multimodal data without specific adaptation for visual tokens. Representing images as a sequence of discrete IDs is naturally compatible with the autoregressive training objective of LLMs. But unfortunately, works [5, 6] that utilize discretized visual tokens for multimodal tasks have receded from prominence, as such models generally rely on super-scale training to converge, leading to substantial training costs. Moreover, our previous work [1] empirically found that the dominant tokenizer VQ-VAE [7] in existing works captures too low-level information for LLMs to effectively perform multimodal comprehension tasks. Existing image tokenizers fail to meet the requirements of unifying the generation of images and texts and facilitating multimodal training.

To this end, we introduce **SEED**, a VQ-based image tokenizer that produces discrete visual codes with 1D causal dependency and necessary high-level semantics for both visual comprehension and generation tasks, as shown in Fig. 2 (a). The off-the-shelf LLMs can be readily equipped with SEED by treating discrete visual tokens as new words and updating the vocabulary. We would like to emphasize the design principles of SEED. (1) *Why causal-dependent tokens?* Existing visual tokens (e.g., from VQ-VAE or CLIP-ViT [8]) are generated using 2D context, which is incompatible with the unidirectional attention in dominant LLMs and counterintuitive for text-to-image tasks requiring raster order prediction. Thus, we convert 2D raster-ordered embeddings into a sequence of semantic codes with 1D causal dependency. (2) *Why high-level semantics?* Since visual and textual tokens in LLMs are expected to be interoperable—sharing weights and training objectives—they should encompass the same degree of semantics to prevent misalignment, i.e., the high-level semantics inherently present in words.

Specifically, the SEED tokenizer is composed of a ViT encoder [9], Causal Q-Former, VQ Codebook [7], multi-layer perceptron (MLP), and a UNet decoder [10]. The ViT encoder and UNet decoder are directly derived from the pre-trained BLIP-2 [11] and unCLIP-SD model [12, 13], respectively. (1) *Tokenize:* Causal Q-Former converts 2D raster-ordered features produced by the ViT encoder into a sequence of causal semantic embeddings, which are further discretized by the VQ Codebook.

*Equal Contribution.

†Correspondence to yixiaoge@tencent.com.

(2) *De-Tokenize*: The discrete visual codes are decoded into generation embedding via MLP. The generation embedding is aligned with the latent space of unCLIP-SD so that realistic images with consistent semantics can be generated using the off-the-shelf SD-UNet.

We further present **SEED-LLaMA** by equipping the pre-trained LLM [2] with SEED tokenizer. SEED-LLaMA is pretrained on multimodal data, including image-text pairs, video-text pairs, and interleaved image-text data, toward the training objective of next-word prediction as shown in Fig. 2 (b). Such an easy-to-implement and unified proxy task facilitates scalable multimodal pretraining. We further apply multimodal instruction tuning to align SEED-LLaMA with human instructions through supervised fine-tuning. Our model demonstrates extensive emergent abilities such as multi-turn in-context image and text generation given multimodal instructions as shown in Fig. 1. We also benchmark on a broad range of tasks including image captioning, image/video question answering, and text-to-image generation, receiving competitive performance.

In summary, our contributions are three-fold. (1) We introduce SEED, an advanced image tokenizer, designed based on the insights that visual tokens compatible with LLMs should capture high-level semantics while being generated with 1D causal dependency. The tailored SEED improves the scalability of subsequent multimodal training. (2) We present SEED-LLaMA, composed of a pre-trained LLM and SEED tokenizer, through large-scale multimodal pretraining and instruction tuning under the next-word-prediction training objective. It successfully unified multimodal comprehension and generation tasks in one framework. (3) SEED-LLaMA shows competitive results on existing multimodal tasks (e.g., text-to-image, image-to-text) and further demonstrates emergent abilities in multi-turn in-context multimodal understanding, reasoning, and generation.

2 Related Work

MLLMs for Comprehension and Generation. With the impressive success of Large language models [2, 3, 4] (LLMs), recent studies work on Multimodal LLM (MLLM) to improve visual **comprehension** through utilizing the strong generality of LLMs. Previous work [14, 11, 15, 16, 17, 18, 19, 20] align visual features of pre-trained image encoder with LLMs on image-text datasets. However, these work commonly use the prediction of the next *text token* as the objective, thus can only output texts.

To empower LLMs with the image **generation** ability, CogView [6] pre-trains a visual tokenizer by reconstructing image pixels, and fine-tunes GPT [3] with the objective of next-token prediction. GILL [21] learns a mapping between the embeddings of a LLM and a frozen text-to-image generation model. Both work aim to generate images with LLMs, without being explicitly designed for unifying multimodal comprehension and generation.

Our concurrent works [22, 23] both perform multimodal autoregression including the generation of images and texts. CM3Leon [23] utilizes discrete visual codes from a image tokenizer [24] pre-trained on image pixel reconstruction and performs image-to-text and text-to-image autoregression. However, it yields suboptimal performance in visual comprehension tasks (e.g., CIDEr 61.6 vs. ours 126.9 on COCO image captioning) because the image tokenizer captures too low-level information. Emu [22] employs continuous visual representations and is pre-trained on interleaved multimodal sequences through classifying the next text token or **regressing** the next visual embedding. For image generation, Emu further fine-tunes a SD model to accommodate the output representations from the LLM. By contrast, we pre-train a discrete image tokenizer, where the visual codes can be decoded to realistic images using the off-the-shelf SD model, and perform multimodal autoregressive with a unified next-word-prediction objective, which facilitates scalable multimodal training.

Visual Tokenizer. Visual tokenizer aims to represent images as a sequence of discrete tokens. Previous work [7, 5, 25, 26] trains a Vector Quantized Variational AutoEncoders (VQ-VAE) by reconstructing image pixels, which captures only low-level details such as color, texture and edge. Beit v2 [27] trains a visual tokenizer through reconstructing high-level features from the teacher model, but its visual codes from 2D features of a vision transformer [9] are incompatible with the unidirectional attention in dominant LLMs for image generation. By contrast, we present SEED tokenizer, which produces discrete visual codes with 1D causal dependency and high-level semantics.

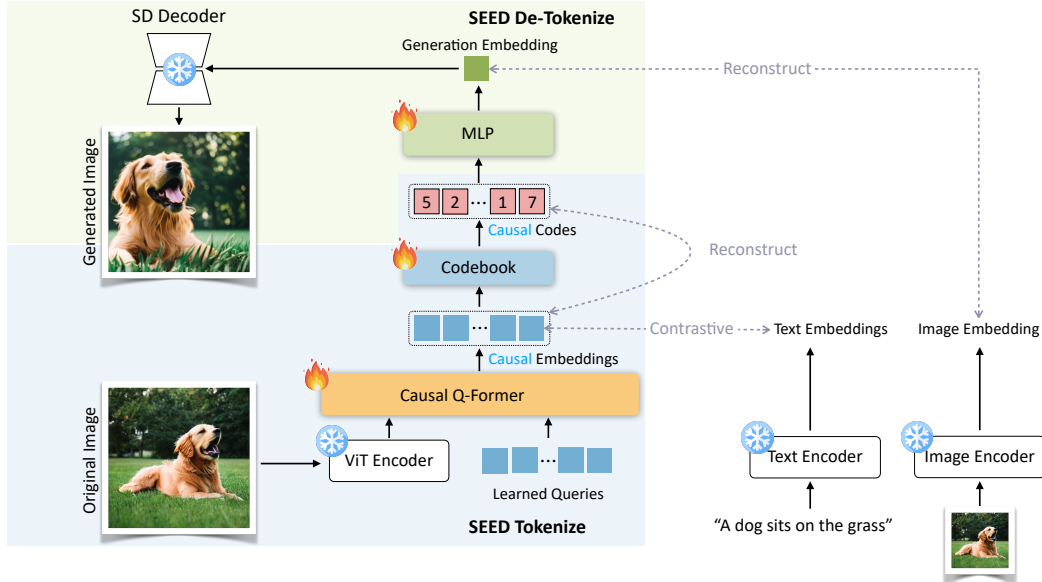


Figure 3: Overview of **SEED** tokenizer, which produces discrete visual codes with causal dependency and high-level semantics. The generation embedding from visual codes can be decoded to realistic images with the frozen unCLIP [13] SD, which is conditioned on image embedding.

3 Method

3.1 SEED Tokenizer

As shown in Fig. 3, the SEED tokenizer is composed of a ViT encoder [9], Causal Q-Former, VQ Codebook [7], multi-layer perceptron (MLP), and a UNet decoder [10]. The ViT encoder and UNet decoder are directly derived from the pre-trained BLIP-2 [11] and unCLIP [13] Stable Diffusion (unCLIP-SD) [12], respectively. We first train a Causal Q-Former to convert 2D raster-ordered features (16×16 tokens) produced by the ViT encoder into a sequence of causal embeddings (32 tokens). We then train a visual codebook to discretize the causal embeddings to quantized visual codes (32 tokens) with causal dependency. We employ a MLP to decode the visual codes into generation embedding (1 token), which is aligned with the latent space of the pre-trained unCLIP-SD conditioned on image embedding. Our previous work [1] aligns generation embeddings with the text embeddings of SD [12], and we analyze the difference in Sec. 4.3. We pre-train SEED tokenizer on CC3M [28], Unsplash [29], LAION-COCO [30] and MS-COCO [31].

3.1.1 Training Stage I: Causal Q-Former

As shown in Fig. 3, a set number of learnable query embeddings (32 tokens) and features of a pre-trained ViT encoder [8] are fed into the Causal Q-former to encode a fixed number of causal embeddings (32 tokens) of the input image. Specifically, the query embeddings can interact with only previous queries through self-attention layers with causal mask, and interact with frozen image features through cross-attention layers. We adopt contrastive learning to optimize Causal Q-former fine-tuned from BLIP-2 Q-Former on image-text pairs. We use contrastive loss to maximize the similarity between the **final** causal embedding and text features of the corresponding caption.

3.1.2 Training Stage II: Visual Tokenize and De-tokenize

As shown in Fig. 3, we train a VQ codebook to discretize the causal embeddings (32 tokens) into quantized visual codes (32 tokens). Specifically, a quantizer looks up the nearest neighbor in the codebook for each causal embedding and obtains the corresponding code. We employ a decoder, which is a multi-layer Transformer [9], to reconstruct the continuous causal embeddings from discrete codes. During training, we maximize the cosine similarity between the output of the decoder and the causal embeddings. We further employ a MLP to reconstruct the image embedding (1 token) of a frozen unCLIP-SD from discrete codes. During training, we minimize the MSE loss between the

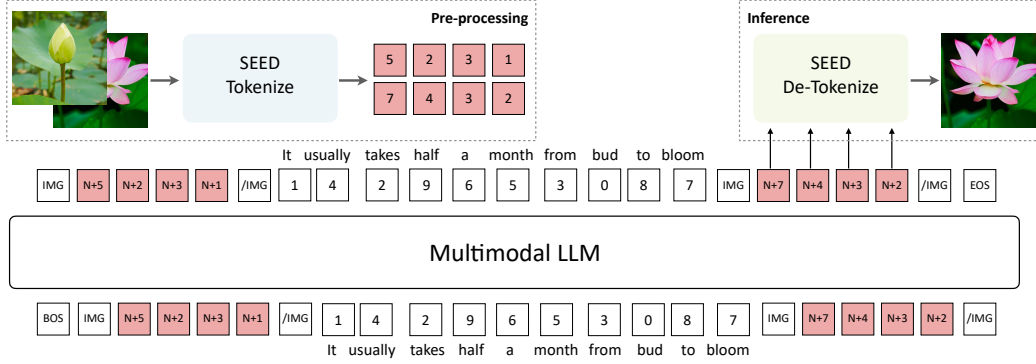


Figure 4: Overview of the multimodal autoregressive pretraining on interleaved visual and textual data for **SEED-LLaMA**. Visual inputs are pre-processed into discrete tokens to conserve computational resources. Given the multimodal discrete sequence, a unified next-word-prediction objective is employed. During inference, visual codes are decoded into a realistic image by SEED De-Tokenization.

generation embedding and the image embedding of unCLIP-SD. During inference, the generation embedding are fed into the off-the-shelf SD-UNet to decode realistic images.

3.2 SEED-LLaMA

3.2.1 Training Stage I: Multimodal Pretraining

As shown in Fig. 4, SEED-LLaMA adopts a unified next-word-prediction training objective on interleaved visual and textual data. Specifically, visual inputs are first discretized into a sequence of causal codes by SEED tokenizer. Then the interleaved visual codes and text tokens are fed into the pretrained LLM for performing multimodal autoregression, where the visual codes are treated as new words and the vocabulary of the LLM is updated accordingly. We maximize the likelihood in a unified autoregressive manner as follows:

$$L(\mathcal{U}) = \sum_i \log P(u_i | u_{i-k}, \dots, u_{i-1}; \Theta) \quad (1)$$

where u_i represents visual code or text token, and Θ denotes the parameters of the transformer. We initialize SEED-LLaMA from a pre-trained LLM, and add 8192 visual codes to the vocabulary. The embedding layer and decoder head layer in the transformer are expanded and the parameters of added visual codes are randomly initialized.

For efficiency, we first train SEED-LLaMA using LoRA [32] tuning and together optimize the parameters of the embedding layer and decoder head layer due to the added visual codes. We then merge the parameters of LoRA onto the LLM backbone and fine-tune all parameters except for the embedding layer. We freeze the embedding layer since we observe that fine-tuning it together with other parameters can lead to unstable training loss, which is also reported in BLOOM [33] and GLM-130B [34]. We preprocess the images and videos into discrete tokens beforehand to conserve computational resources. We perform pretraining using two versions of LLM, Vicuna-7B and Llama2-chat-13B, with 64 A100-40G GPUs, and yield SEED-LLaMA-8B (144 hours) and SEED-LLaMA-14B (216 hours), respectively. See Appendix. B for details.

3.2.2 Training Stage II: Multimodal Instruction Tuning

We perform multimodal instruction tuning on SEED-LLaMA to align it with human instructions through supervised finetuning on public datasets. The details of datasets can be found in Appendix. C. We fine-tune a LoRA module on the pre-trained SEED-LLaMA with the template as below,

$$\text{USER: } \langle \text{Instruction} \rangle \quad \text{ASSISTANT: } \langle \text{Answer} \rangle \quad (2)$$

Only the content of $\langle \text{Answer} \rangle$ is accounted for loss. The overall instruction tuning phase takes 16 hours for SEED-LLaMA-8B and 27 hours for SEED-LLaMA-14B with 32 A100-80G GPUs.

Table 1: Evaluation of Image-Text Retrieval. Causal codes are quantized causal embeddings.

Model	Flickr30K (1K test set)							COCO (5K test set)						
	Image → Text			Text → Image				Image → Text			Text → Image			R@m
	R@1	R@5	R@10	R@1	R@5	R@10	R@m	R@1	R@5	R@10	R@1	R@5	R@10	
BLIP-2 [11]	81.9	98.4	99.7	82.4	96.5	98.4	92.9	65.3	89.9	95.3	59.1	82.7	89.4	80.3
SEED (causal embedding)	91.0	99.5	100.0	79.3	94.8	97.1	93.6	74.2	93.1	96.7	59.0	82.8	89.2	82.5
SEED (causal code)	85.4	98.3	99.6	73.7	92.3	95.7	90.8	66.9	89.3	94.4	53.2	78.8	86.6	78.2



Figure 5: Reconstruction images of SEED tokenizer (*i.e.*, original image → SEED tokenize → causal visual codes → SEED de-tokenize → reconstructed image).

4 Experiment

4.1 SEED Tokenizer

Evaluation of Causal Embeddings. We evaluate the performance of Causal Q-Former on the image-text retrieval using COCO [35] and Flickr30K [36]. The performance is measured by *Recall@K* (R@K). Note that we adopt the dual-stream paradigm for inference and remove the image-text-matching (ITM) re-rank module in BLIP-2 for a fair comparison. As shown in Tab. 1, our Causal Q-former achieves better results than BLIP-2 in terms of an aggregated metric *Recall@mean*. It demonstrates that the output query embeddings with causal dependency do not drop performance than the output embeddings with bi-directional attention in BLIP-2.

Evaluation of Causal Codes. We evaluate causal codes on the image-text retrieval, where the reconstructed embeddings from causal codes are used for retrieval. As shown in Tab. 1, discrete codes exhibit competitive performance compared to BLIP-2, which demonstrates that the discrete codes from SEED tokenizer capture high-level semantics, which are suitable for visual comprehension.

We further evaluate image reconstruction on COCO and Flickr30K dataset. SEED first discretizes input images into causal codes (32 tokens) and obtain generation embedding (1 token), which are fed into the unCLIP-SD-UNet for reconstruction. We follow GILL [21] to compute the CLIP similarity score as the metric to evaluate the semantic consistency. As shown in Tab. 2, compared with the upper bound unCLIP-SD, SEED only slightly drops performance.

We visualize the reconstructed images of SEED tokenizer in Fig. 5. Through obtaining the generation embedding from the causal visual codes, realistic images can be generated using the frozen SD-UNet,

which maintain consistent semantics with inputs. *The above evaluation and visualization demonstrate the versatility of SEED visual tokens for both comprehension and generation tasks.*

4.2 SEED-LLaMA

4.2.1 Quantitative Evaluation

Multimodal Comprehension. We evaluate SEED-LLaMA on a wide range of multimodal comprehension tasks including image captioning and image/video question answering. Details of these benchmarks and evaluation metrics are provided in Appendix. D. As shown in Tab. 3, our SEED-LLaMA achieves competitive performance in both the image and video understanding tasks compared


Table 2: Evaluation of Image Generation.

Model	COCO	Flickr30K
<i>Image-to-image</i>		
unCLIP [13] SD	79.30	79.55
SEED ^{text} [1]	68.23	65.22
SEED	77.35	76.52
<i>Text-to-image</i>		
GILL [37]	67.45	65.16
Emu [22]	66.46	64.82
SEED-LLaMA	69.07	65.54
SEED-LLaMA-I	70.68	66.55

Table 3: Comparison for multimodal comprehension. “Image Gen” denotes whether the model can generate images besides texts, and “-I” denotes the instruction tuned model. The best results are **bold** and the second best are underlined.

Models	Size	Image Gen	Image-Text Tasks					Video-Text Tasks		
			COCO	VQAv2	OKVQA	VizWiz	SEED Bench	MSVDQA	MSRVTTQA	NEXTQA
Flamingo [19]	9B	×	79.4	51.8	44.7	28.8	42.7	30.2	13.7	23.0
BLIP-2 [38]	4.1B	×	144.5	63.0	40.7	29.8	49.7	33.7	16.2	-
InstructBLIP [11]	8.1B	×	-	-	-	34.5	58.8	<u>41.8</u>	22.1	-
Kosmos-1 [39]	1.6B	×	84.7	51.0	-	29.2	-	-	-	-
Kosmos-2 [40]	1.6B	×	-	45.6	-	-	54.4	-	-	-
MetaLM [41]	1.7B	×	82.2	41.1	11.4	-	-	-	-	-
IDEFICS [42]	80B	×	91.8	60.0	<u>45.2</u>	36.0	-	-	-	-
IDEFICS-I [42]	80B	×	117.2	37.4	<u>36.9</u>	26.2	53.2	-	-	-
CM3Leon [23]	7B	✓	61.6	47.6	23.8	37.6	-	-	-	-
Emu [22]	14B	✓	112.4	52.0	38.2	34.2	47.3	18.8	8.3	19.6
Emu-I [22]	14B	×	117.7	40.0	34.7	35.4	58.0	32.4	14.0	6.8
SEED-LLaMA	8B	✓	123.6	44.2	29.2	21.5	42.2	11.5	5.0	14.3
SEED-LLaMA-I	8B	✓	124.5	66.2	45.9	55.1	51.5	40.9	<u>30.8</u>	24.9
SEED-LLaMA	14B	✓	125.0	48.1	27.1	23.3	46.0	13.9	3.7	11.3
SEED-LLaMA-I	14B	✓	<u>126.9</u>	<u>63.4</u>	43.2	<u>49.4</u>	53.7	45.2	35.3	<u>24.7</u>


User: Can you generate an image of a cartoon cat in a garden?




User: It looks so cute! Let's name the cat Cookie. Can you make Cookie read a book?



User: It looks like Cookie enjoys reading. Now let's make Cookie cook food in the kitchen.




User: Cookie looks like an excellent chef. It is time for Cookie to practice playing the piano.



User: I love these paintings! Can you write a story about Cookie?

Once upon a time, there was a curious and adventurous cat named Cookie. Cookie loved to explore the world around her and try new things. One day, she found a book and decided to read it. As she read, she discovered a love for learning and decided to become a chef. She practiced cooking and baking every day, and soon became the best chef in the neighborhood. But Cookie wasn't done yet. She wanted to try something new, so she picked up a piano and started playing. With her natural talent, she became a famous pianist and entertained everyone with her beautiful music. Cookie's love for learning and trying new things led her to become a successful chef, pianist, and adventurer.


User:  Do you know what kind of flower it is?

SEED-LLaMA: Yes, it's a cherry blossom.

User: Is there any suitable country for traveling to see this scene?

SEED-LLaMA: Yes, Japan is known for its beautiful cherry blossoms, and it's a popular destination for tourists during the spring season. You can visit places like Tokyo, Kyoto, and Osaka to see the cherry blossoms in full bloom.

User: Can you show me a close-up picture of this flower?



User: It looks so beautiful. Can you write a poem about this flower?

SEED-LLaMA: Sure, here's a poem for you:

Oh cherry blossom, so delicate and fair,
Your petals dance in the breeze with care.
Your pink and white hues, a sight to see,
A symbol of spring, a time to be free.

You bloom for just a week or two,
But your beauty is worth a lifetime to know.
You bring joy to all who behold,
A reminder of life's fleeting hold.

So let us cherish your beauty,
And appreciate the time we have with you.
For though you may bloom and fade,
Your memory will forever be made.

Figure 6: Qualitative examples of multi-turn in-context image and text generation by SEED-LLaMA given multimodal instructions.




Figure 7: Qualitative examples of compositional image generation by SEED-LLaMA.

with MLLMs that use continuous visual representations. The results demonstrate that our SEED tokenizer can generate discrete visual codes with high-level semantics, which facilitates the visual comprehension. We can observe that pretraining from a LLM with larger model size improves performance on SEED-Bench and instruction tuning further contributes to enhanced results. Note that as pointed out by recent work [43, 44], previous VQA benchmarks listed in Tab. 3 are not tailored for evaluating MLLMs with open-form output, since they require an exact match between the model prediction and the target word or phrase. The qualitative examples of multimodal comprehension is provided in Appendix. E.

Text-to-image Generation. We evaluate the text-to-image generation on MS-COCO [31] and Flickr30K [36] and compute the pair-wise CLIP similarity score as the evaluation metric following GILL [37]. As shown in Tab. 2, images generated by our SEED-LLaMA from textual descriptions show higher similarity with the ground-truth images. The results demonstrate that SEED-LLaMA generates images that are highly correlated with text prompts via a frozen SD-UNet. We show qualitative examples of text-to-image generation in Appendix. E.

4.2.2 Emergent Ability

Multi-turn In-context Multimodal Generation. As shown in Fig. 1 and Fig. 6, given multimodal instructions including images and open-form texts from a user, our SEED-LLaMA can respond with synthesized image (*e.g.*, a dog in front of the Golden Gate Bridge), sequentially generated images (*e.g.*, a cartoon cat in different scenes), instruction-followed image (*e.g.*, a closer look-up of a cherry

blossom), various forms of texts via creation and real-world knowledge (*e.g.*, a story, a poem and flower identification). The results illustrate the impressive capability of SEED-LLaMA in reasoning and generating long-context multimodal content.

Compositional Image Generation. As shown in Fig. 7, our SEED-LLaMA can realize a variety of zero-shot compositional image generation as below,

- Stylized Image Generation. SEED-LLaMA can take a text prompt and a style reference image as inputs and produce an output image that adheres to both the style and text prompt.
- Image Blending. SEED-LLaMA can take two images as inputs and generate an image that blends the visual components of the input images.
- Multimodal Composition. SEED-LLaMA can take an image prompt and a text prompt as inputs and generate a composite image that combines the multimodal inputs.
- In-context Generation. SEED-LLaMA can take images, their textual references, and text prompts as inputs and generate context-related images.

4.3 Ablation Study

Generation Embedding. The generation embedding of SEED is aligned with the image embedding of unCLIP-SD, and can be decoded to realistic images with the unCLIP-SD-UNet. In our previous work [1], we train a visual tokenizer $SEED^{text}$ through aligning the generation embeddings with the text embeddings (77 tokens) of SD [12] conditioned on texts. As shown in Tab. 2, the similarity between the reconstructed images of $SEED^{text}$ and original images drop heavily. The semantic representations of texts can not fully preserve the rich visual information of images. The visual comparison of the the reconstructed images between $SEED^{text}$ and SEED are provided in Appendix. A.

Causal Visual Codes vs. Bilateral Visual Codes. We train a Causal Q-Former to convert 2D features produced by the ViT encoder into a sequence of causal semantic embeddings, which are further discretized as causal visual codes. To verify whether the causal visual codes are necessary for compatibility with LLM, we train a visual tokenizer $SEED^{Bi}$, which produces bilateral visual codes from a pre-trained Q-Former with bilateral self-attention. We then pre-train $SEED^{Bi}$ -LLM* and $SEED$ -LLM* on image-text pairs and evaluate the text-to-image generation on COCO test set. Given 5000 captions of COCO, $SEED^{Bi}$ -LLM only generates 2134 images successfully while $SEED$ -LLM* generates 4997 images (Failure cases occur when the model predicts a number of visual tokens not equal to 32). The results demonstrate that the non-causal codes lead to highly unstable model performance since they contradict with the left-to-right autoregressive mechanism of LLM.

SEED-LLaMA Pretraining. We first train SEED-LLaMA using LoRA tuning, and then merge the parameters of LoRA with the original LLM and fine-tune all parameters except for the embedding layer. To explore whether fully fine-tuning helps, we evaluate the performance of the model before and after fully fine-tuning on image captioning and text-to-image generation, with evaluation metric CIDEr and clip similarity score. Tab. 4 shows that fully fine-tuning the LoRA tuned model enhances model’s capability for both image comprehension and generation.

Table 4: Evaluation of image captioning and text-to-image generation on COCO test set.

Pretraining	Captioning	Generation
LoRA	124.5	68.87
LoRA + Fully	125.0	69.07

5 Conclusion

We present SEED, a discrete image tokenizer, designed based on the premise that visual tokens compatible with LLMs should capture high-level semantics while being generated with 1D causal dependency. SEED enables LLMs to be trained with multimodal data following the original recipe of text (*i.e.*, next-word prediction), which is mature and scalable. We further present SEED-LLaMA via multimodal pretraining and instruction tuning on the interleaved visual and textual data with SEED tokenizer. SEED-LLaMA not only exhibits remarkable performance across multimodal comprehension and image generation tasks, but also demonstrates extensive compositional emergent abilities. We hope that SEED would draw increased attention to visual tokenizers. A more rational visual tokenizer could substantially reduce the complexity of multimodal LLM training.

References

- [1] Yuying Ge, Yixiao Ge, Ziyun Zeng, Xintao Wang, and Ying Shan. Planting a seed of vision in large language model. *arXiv preprint arXiv:2307.08041*, 2023.
- [2] Hugo Touvron, Thibaut Lavril, Gautier Izacard, Xavier Martinet, Marie-Anne Lachaux, Timothée Lacroix, Baptiste Rozière, Naman Goyal, Eric Hambro, Faisal Azhar, et al. Llama: Open and efficient foundation language models. *arXiv preprint arXiv:2302.13971*, 2023.
- [3] Tom Brown, Benjamin Mann, Nick Ryder, Melanie Subbiah, Jared D Kaplan, Prafulla Dhariwal, Arvind Neelakantan, Pranav Shyam, Girish Sastry, Amanda Askell, et al. Language models are few-shot learners. *Advances in neural information processing systems*, 33:1877–1901, 2020.
- [4] Aakanksha Chowdhery, Sharan Narang, Jacob Devlin, Maarten Bosma, Gaurav Mishra, Adam Roberts, Paul Barham, Hyung Won Chung, Charles Sutton, Sebastian Gehrmann, et al. Palm: Scaling language modeling with pathways. *arXiv preprint arXiv:2204.02311*, 2022.
- [5] Aditya Ramesh, Mikhail Pavlov, Gabriel Goh, Scott Gray, Chelsea Voss, Alec Radford, Mark Chen, and Ilya Sutskever. Zero-shot text-to-image generation. In *International Conference on Machine Learning*, pages 8821–8831. PMLR, 2021.
- [6] Ming Ding, Zhuoyi Yang, Wenyi Hong, Wendi Zheng, Chang Zhou, Da Yin, Junyang Lin, Xu Zou, Zhou Shao, Hongxia Yang, et al. Cogview: Mastering text-to-image generation via transformers. *Advances in Neural Information Processing Systems*, 34:19822–19835, 2021.
- [7] Aaron Van Den Oord, Oriol Vinyals, et al. Neural discrete representation learning. *Advances in neural information processing systems*, 30, 2017.
- [8] Quan Sun, Yuxin Fang, Ledell Wu, Xinlong Wang, and Yue Cao. Eva-clip: Improved training techniques for clip at scale. *arXiv preprint arXiv:2303.15389*, 2023.
- [9] Alexey Dosovitskiy, Lucas Beyer, Alexander Kolesnikov, Dirk Weissenborn, Xiaohua Zhai, Thomas Unterthiner, Mostafa Dehghani, Matthias Minderer, Georg Heigold, Sylvain Gelly, et al. An image is worth 16x16 words: Transformers for image recognition at scale. *arXiv preprint arXiv:2010.11929*, 2020.
- [10] Olaf Ronneberger, Philipp Fischer, and Thomas Brox. U-net: Convolutional networks for biomedical image segmentation. In *Medical Image Computing and Computer-Assisted Intervention—MICCAI 2015: 18th International Conference, Munich, Germany, October 5-9, 2015, Proceedings, Part III 18*, pages 234–241. Springer, 2015.
- [11] Junnan Li, Dongxu Li, Silvio Savarese, and Steven Hoi. Blip-2: Bootstrapping language-image pre-training with frozen image encoders and large language models. *arXiv preprint arXiv:2301.12597*, 2023.
- [12] Robin Rombach, Andreas Blattmann, Dominik Lorenz, Patrick Esser, and Björn Ommer. High-resolution image synthesis with latent diffusion models. In *Proceedings of the IEEE/CVF conference on computer vision and pattern recognition*, pages 10684–10695, 2022.
- [13] Aditya Ramesh, Prafulla Dhariwal, Alex Nichol, Casey Chu, and Mark Chen. Hierarchical text-conditional image generation with clip latents. *arXiv preprint arXiv:2204.06125*, 1(2):3, 2022.
- [14] Qinghao Ye, Haiyang Xu, Guohai Xu, Jiabo Ye, Ming Yan, Yiyang Zhou, Junyang Wang, Anwen Hu, Pengcheng Shi, Yaya Shi, et al. mplug-owl: Modularization empowers large language models with multimodality. *arXiv preprint arXiv:2304.14178*, 2023.
- [15] Deyao Zhu, Jun Chen, Xiaoqian Shen, Xiang Li, and Mohamed Elhoseiny. Minigpt-4: Enhancing vision-language understanding with advanced large language models. *arXiv preprint arXiv:2304.10592*, 2023.
- [16] Renrui Zhang, Jiaming Han, Aojun Zhou, Xiangfei Hu, Shilin Yan, Pan Lu, Hongsheng Li, Peng Gao, and Yu Qiao. Llama-adapter: Efficient fine-tuning of language models with zero-init attention. *arXiv preprint arXiv:2303.16199*, 2023.
- [17] Peng Gao, Jiaming Han, Renrui Zhang, Ziyi Lin, Shijie Geng, Aojun Zhou, Wei Zhang, Pan Lu, Conghui He, Xiangyu Yue, et al. Llama-adapter v2: Parameter-efficient visual instruction model. *arXiv preprint arXiv:2304.15010*, 2023.
- [18] Haotian Liu, Chunyuan Li, Qingyang Wu, and Yong Jae Lee. Visual instruction tuning. *arXiv preprint arXiv:2304.08485*, 2023.
- [19] Jean-Baptiste Alayrac, Jeff Donahue, Pauline Luc, Antoine Miech, Iain Barr, Yana Hasson, Karel Lenc, Arthur Mensch, Katherine Millican, Malcolm Reynolds, et al. Flamingo: a visual language model for few-shot learning. *Advances in Neural Information Processing Systems*, 35:23716–23736, 2022.
- [20] Danny Driess, Fei Xia, Mehdi SM Sajjadi, Corey Lynch, Aakanksha Chowdhery, Brian Ichter, Ayzaan Wahid, Jonathan Tompson, Quan Vuong, Tianhe Yu, et al. Palm-e: An embodied multimodal language model. *arXiv preprint arXiv:2303.03378*, 2023.

- [21] Jing Yu Koh, Daniel Fried, and Ruslan Salakhutdinov. Generating images with multimodal language models. *arXiv preprint arXiv:2305.17216*, 2023.
- [22] Quan Sun, Qiyang Yu, Yufeng Cui, Fan Zhang, Xiaosong Zhang, Yueze Wang, Hongcheng Gao, Jingjing Liu, Tiejun Huang, and Xinlong Wang. Generative pretraining in multimodality. *arXiv preprint arXiv:2307.05222*, 2023.
- [23] Yu Lili, Shi Bowen, Pasunuru Ram, Miller Benjamin, Golovneva Olga, Wang Tianlu, Babu Arun, Tang Binh, Karrer Brian, Sheynin Shelly, Ross Candace, Polyak Adam, Howes Russ, Sharma Vasu, Xu Jacob, Singer Uriel, Li (AI) Daniel, Ghosh Gargi, Taigman Yaniv, Fazel-Zarandi Maryam, Celikyilmaz Asli, Zettlemoyer Luke, and Aghajanyan Armen. Scaling autoregressive multi-modal models: Pretraining and instruction tuning. 2023.
- [24] Oran Gafni, Adam Polyak, Oron Ashual, Shelly Sheynin, Devi Parikh, and Yaniv Taigman. Make-a-scene: Scene-based text-to-image generation with human priors. In *European Conference on Computer Vision*, pages 89–106. Springer, 2022.
- [25] Patrick Esser, Robin Rombach, and Bjorn Ommer. Taming transformers for high-resolution image synthesis. In *Proceedings of the IEEE/CVF conference on computer vision and pattern recognition*, pages 12873–12883, 2021.
- [26] Yuchao Gu, Xintao Wang, Yixiao Ge, Ying Shan, Xiaohu Qie, and Mike Zheng Shou. Rethinking the objectives of vector-quantized tokenizers for image synthesis. *arXiv preprint arXiv:2212.03185*, 2022.
- [27] Zhiliang Peng, Li Dong, Hangbo Bao, Qixiang Ye, and Furu Wei. Beit v2: Masked image modeling with vector-quantized visual tokenizers. *arXiv preprint arXiv:2208.06366*, 2022.
- [28] Piyush Sharma, Nan Ding, Sebastian Goodman, and Radu Soricut. Conceptual captions: A cleaned, hypertexted, image alt-text dataset for automatic image captioning. In *Proceedings of the 56th Annual Meeting of the Association for Computational Linguistics (Volume 1: Long Papers)*, pages 2556–2565, 2018.
- [29] Ali Zahid Luke Chesser, Timothy Carbone. Unsplash. <https://github.com/unsplash/datasets>, 2023.
- [30] Schuhmann Christoph, Köpf Andreas, Vencu Richard, Coombes Theo, and Beaumont Romain. Laion coco: 600m synthetic captions from laion2b-en. [EB/OL], 2022. <https://laion.ai/blog/laion-coco/>.
- [31] Xinlei Chen, Hao Fang, Tsung-Yi Lin, Ramakrishna Vedantam, Saurabh Gupta, Piotr Dollár, and C Lawrence Zitnick. Microsoft coco captions: Data collection and evaluation server. *arXiv preprint arXiv:1504.00325*, 2015.
- [32] Edward J Hu, Yelong Shen, Phillip Wallis, Zeyuan Allen-Zhu, Yuanzhi Li, Shean Wang, Lu Wang, and Weizhu Chen. Lora: Low-rank adaptation of large language models. *arXiv preprint arXiv:2106.09685*, 2021.
- [33] Teven Le Scao, Angela Fan, Christopher Akiki, Ellie Pavlick, Suzana Ilić, Daniel Hesslow, Roman Castagné, Alexandra Sasha Luccioni, François Yvon, Matthias Gallé, et al. Bloom: A 176b-parameter open-access multilingual language model. *arXiv preprint arXiv:2211.05100*, 2022.
- [34] Aohan Zeng, Xiao Liu, Zhengxiao Du, Zihan Wang, Hanyu Lai, Ming Ding, Zhuoyi Yang, Yifan Xu, Wendi Zheng, Xiao Xia, et al. Glm-130b: An open bilingual pre-trained model. *arXiv preprint arXiv:2210.02414*, 2022.
- [35] Tsung-Yi Lin, Michael Maire, Serge Belongie, James Hays, Pietro Perona, Deva Ramanan, Piotr Dollár, and C Lawrence Zitnick. Microsoft coco: Common objects in context. In *Computer Vision—ECCV 2014: 13th European Conference, Zurich, Switzerland, September 6–12, 2014, Proceedings, Part V 13*, pages 740–755. Springer, 2014.
- [36] Peter Young, Alice Lai, Micah Hodosh, and Julia Hockenmaier. From image descriptions to visual denotations: New similarity metrics for semantic inference over event descriptions. *Transactions of the Association for Computational Linguistics*, 2:67–78, 2014.
- [37] Jing Yu Koh, Daniel Fried, and Ruslan Salakhutdinov. Generating images with multimodal language models. *arXiv preprint arXiv:2305.17216*, 2023.
- [38] Junnan Li, Dongxu Li, Caiming Xiong, and Steven Hoi. Blip: Bootstrapping language-image pre-training for unified vision-language understanding and generation. In *International Conference on Machine Learning*, pages 12888–12900. PMLR, 2022.
- [39] Shaohan Huang, Li Dong, Wenhui Wang, Yaru Hao, Saksham Singhal, Shuming Ma, Tengchao Lv, Lei Cui, Owais Khan Mohammed, Qiang Liu, et al. Language is not all you need: Aligning perception with language models. *arXiv preprint arXiv:2302.14045*, 2023.
- [40] Zhiliang Peng, Wenhui Wang, Li Dong, Yaru Hao, Shaohan Huang, Shuming Ma, and Furu Wei. Kosmos-2: Grounding multimodal large language models to the world. *arXiv preprint arXiv:2306.14824*, 2023.

- [41] Yaru Hao, Haoyu Song, Li Dong, Shaohan Huang, Zewen Chi, Wenhui Wang, Shuming Ma, and Furu Wei. Language models are general-purpose interfaces. *arXiv preprint arXiv:2206.06336*, 2022.
- [42] Hugo Laurençon, Lucile Saulnier, Léo Tronchon, Stas Bekman, Amanpreet Singh, Anton Lozhkov, Thomas Wang, Siddharth Karamcheti, Alexander M. Rush, Douwe Kiela, Matthieu Cord, and Victor Sanh. Obelics: An open web-scale filtered dataset of interleaved image-text documents, 2023.
- [43] Yuan Liu, Haodong Duan, Yuanhan Zhang, Bo Li, Songyang Zhang, Wangbo Zhao, Yike Yuan, Jiaqi Wang, Conghui He, Ziwei Liu, et al. Mmbench: Is your multi-modal model an all-around player? *arXiv preprint arXiv:2307.06281*, 2023.
- [44] Bohao Li, Rui Wang, Guangzhi Wang, Yuying Ge, Yixiao Ge, and Ying Shan. Seed-bench: Benchmarking multimodal llms with generative comprehension. *arXiv preprint arXiv:2307.16125*, 2023.
- [45] Max Bain, Arsha Nagrani, Gül Varol, and Andrew Zisserman. Frozen in time: A joint video and image encoder for end-to-end retrieval. In *Proceedings of the IEEE/CVF International Conference on Computer Vision*, pages 1728–1738, 2021.
- [46] Wanrong Zhu, Jack Hessel, Anas Awadalla, Samir Yitzhak Gadre, Jesse Dodge, Alex Fang, Youngjae Yu, Ludwig Schmidt, William Yang Wang, and Yejin Choi. Multimodal c4: An open, billion-scale corpus of images interleaved with text. *arXiv preprint arXiv:2304.06939*, 2023.
- [47] Kai Zhang, Lingbo Mo, Wenhui Chen, Huan Sun, and Yu Su. Magicbrush: A manually annotated dataset for instruction-guided image editing. *arXiv preprint arXiv:2306.10012*, 2023.
- [48] Junting Pan, Keqiang Sun, Yuying Ge, Hao Li, Haodong Duan, Xiaoshi Wu, Renrui Zhang, Aojun Zhou, Zipeng Qin, Yi Wang, et al. Journeydb: A benchmark for generative image understanding. *arXiv preprint arXiv:2307.00716*, 2023.
- [49] Zijie J Wang, Evan Montoya, David Munechika, Haoyang Yang, Benjamin Hoover, and Duen Horng Chau. Diffusiondb: A large-scale prompt gallery dataset for text-to-image generative models. *arXiv preprint arXiv:2210.14896*, 2022.
- [50] Ting-Hao Huang, Francis Ferraro, Nasrin Mostafazadeh, Ishan Misra, Aishwarya Agrawal, Jacob Devlin, Ross Girshick, Xiaodong He, Pushmeet Kohli, Dhruv Batra, et al. Visual storytelling. In *Proceedings of the 2016 conference of the North American chapter of the association for computational linguistics: Human language technologies*, pages 1233–1239, 2016.
- [51] Tim Brooks, Aleksander Holynski, and Alexei A Efros. Instructpix2pix: Learning to follow image editing instructions. In *Proceedings of the IEEE/CVF Conference on Computer Vision and Pattern Recognition*, pages 18392–18402, 2023.
- [52] Bo Zhao, Boya Wu, and Tiejun Huang. Svit: Scaling up visual instruction tuning. *arXiv preprint arXiv:2307.04087*, 2023.
- [53] Yanzhe Zhang, Ruiyi Zhang, Jiuxiang Gu, Yufan Zhou, Nedim Lipka, Diyi Yang, and Tong Sun. Llavarr: Enhanced visual instruction tuning for text-rich image understanding. *arXiv preprint arXiv:2306.17107*, 2023.
- [54] Bo Li, Yuanhan Zhang, Liangyu Chen, Jinghao Wang, Fanyi Pu, Jingkang Yang, Chunyuan Li, and Ziwei Liu. Mimic-it: Multi-modal in-context instruction tuning. *arXiv preprint arXiv:2306.05425*, 2023.
- [55] Fangyu Liu, Guy Emerson, and Nigel Collier. Visual spatial reasoning. *Transactions of the Association for Computational Linguistics*, 11:635–651, 2023.
- [56] Oleksii Sidorov, Ronghang Hu, Marcus Rohrbach, and Amanpreet Singh. Textcaps: a dataset for image captioning with reading comprehension. In *Computer Vision—ECCV 2020: 16th European Conference, Glasgow, UK, August 23–28, 2020, Proceedings, Part II 16*, pages 742–758. Springer, 2020.
- [57] Yash Goyal, Tejas Khot, Douglas Summers-Stay, Dhruv Batra, and Devi Parikh. Making the v in vqa matter: Elevating the role of image understanding in visual question answering. In *Proceedings of the IEEE conference on computer vision and pattern recognition*, pages 6904–6913, 2017.
- [58] Kenneth Marino, Mohammad Rastegari, Ali Farhadi, and Roozbeh Mottaghi. Ok-vqa: A visual question answering benchmark requiring external knowledge. In *Proceedings of the IEEE/cvf conference on computer vision and pattern recognition*, pages 3195–3204, 2019.
- [59] Dustin Schwenk, Apoorv Khandelwal, Christopher Clark, Kenneth Marino, and Roozbeh Mottaghi. A-okvqa: A benchmark for visual question answering using world knowledge. In *European Conference on Computer Vision*, pages 146–162. Springer, 2022.
- [60] Drew A Hudson and Christopher D Manning. Gqa: A new dataset for real-world visual reasoning and compositional question answering. In *Proceedings of the IEEE/CVF conference on computer vision and pattern recognition*, pages 6700–6709, 2019.
- [61] Danna Gurari, Qing Li, Abigale J Stangl, Anhong Guo, Chi Lin, Kristen Grauman, Jiebo Luo, and Jeffrey P Bigham. Vizwiz grand challenge: Answering visual questions from blind people. In *Proceedings of the IEEE conference on computer vision and pattern recognition*, pages 3608–3617, 2018.

- [62] Amanpreet Singh, Vivek Natarajan, Meet Shah, Yu Jiang, Xinlei Chen, Dhruv Batra, Devi Parikh, and Marcus Rohrbach. Towards vqa models that can read. In *Proceedings of the IEEE/CVF conference on computer vision and pattern recognition*, pages 8317–8326, 2019.
- [63] Anand Mishra, Shashank Shekhar, Ajeet Kumar Singh, and Anirban Chakraborty. Ocr-vqa: Visual question answering by reading text in images. In *2019 international conference on document analysis and recognition (ICDAR)*, pages 947–952. IEEE, 2019.
- [64] Muhammad Maaz, Hanoona Rasheed, Salman Khan, and Fahad Shahbaz Khan. Video-chatgpt: Towards detailed video understanding via large vision and language models. *arXiv preprint arXiv:2306.05424*, 2023.
- [65] Fabian Caba Heilbron, Victor Escorcia, Bernard Ghanem, and Juan Carlos Niebles. Activitynet: A large-scale video benchmark for human activity understanding. In *Proceedings of the IEEE conference on computer vision and pattern recognition*, pages 961–970, 2015.
- [66] Junbin Xiao, Xindi Shang, Angela Yao, and Tat-Seng Chua. Next-qa: Next phase of question-answering to explaining temporal actions. In *Proceedings of the IEEE/CVF conference on computer vision and pattern recognition*, pages 9777–9786, 2021.
- [67] David Chen and William B Dolan. Collecting highly parallel data for paraphrase evaluation. In *Proceedings of the 49th annual meeting of the association for computational linguistics: human language technologies*, pages 190–200, 2011.
- [68] Jun Xu, Tao Mei, Ting Yao, and Yong Rui. Msr-vtt: A large video description dataset for bridging video and language. In *Proceedings of the IEEE conference on computer vision and pattern recognition*, pages 5288–5296, 2016.
- [69] Antoine Yang, Antoine Miech, Josef Sivic, Ivan Laptev, and Cordelia Schmid. Just ask: Learning to answer questions from millions of narrated videos. In *Proceedings of the IEEE/CVF international conference on computer vision*, pages 1686–1697, 2021.



Figure 8: (a) Input image. (b) Reconstruction images of $\text{SEED}^{\text{text}}$ tokenizer [1], which is aligned with the feature space of a SD conditioned on text embeddings. (c) Reconstruction images of SEED tokenizer, which is aligned with the feature space of a SD conditioned on image embedding.

A SEED Tokenizer

The generation embedding of SEED is aligned with the image embedding of unCLIP [13] SD, and can be decoded to realistic images with the unCLIP-SD-UNet. In our previous work [1], we train a visual tokenizer $\text{SEED}^{\text{text}}$ through aligning the generation embeddings with the text embeddings (77 tokens) of SD [12], and the generation embeddings can be decoded to images with the SD-UNet. The visual comparison of the the reconstructed images between $\text{SEED}^{\text{text}}$ and SEED are shown in Fig. 8. We can observe that compared with $\text{SEED}^{\text{text}}$, the images reconstructed by SEED can better preserve the visual information of the original images.

B Pretraining

B.1 Pretraining Data

As shown in Tab. 5, we utilize diverse categories of datasets as pretraining data, which can be summarized as follows.

Image-text Pairs. We use the image-text pairs from CC3M [28], Unsplash [29], LAION-COCO [30] and MS-COCO [31]. We filtered the samples in these datasets based on image resolution, aspect ratio, and visual-textual similarity. We randomly place images or text at the forefront, in order to achieve the generation of captions based on images and vice versa.

Video-text Pairs. We use a large-scale dataset WebVid-10M [45] containing videos and captions. We implemented heuristic rules to exclude extraneous metadata, such as the resolution of the original video and camera parameters. We sample four frames of each video for training.

Interleaved Image and Text. We use publicly available MMC4 [46] and OBELISC [42] datasets, which were extracted and thoroughly filtered from Common Crawl. Specifically, we employ the MMC4-core split, consisting of 7.3 million samples, and the complete OBELISC dataset, containing 141 million samples. For documents in MMC4, we create a sequence of length 1024 and randomly shuffle the order of images and their corresponding texts (those with the highest CLIP score). As for OBELISC, we generate a sequence of length 1024 based on the order of data in the dataset.

Table 5: Description of pretraining datasets of SEED-LLaMA.

Dataset Name	Dataset Description
COCO Caption [31]	0.5M image-text pairs with human-written captions. Specifically, Karpathy train split is used.
CC3M [28]	3.3M image-text pairs from the web.
Unsplash [29]	4.8M image-text pairs, in which images are composed of high-quality Unsplash photos.
LAION-COCO [30]	600M image-text pairs, where the caption is generated by the BLIP [38].
MMC4 [46]	101M image-interleaved documents collected from Common Crawl. We use the mmc4-core split which is consist of 7.3M documents. We randomly shuffle the order of images and their corresponding text (those with the highest CLIP score).
OBELISC [42]	141M image-interleaved documents collected from Common Crawl.
WebVid [45]	8M video-text pairs, we have implemented heuristic rules to exclude extraneous metadata, such as the resolution of the original video and camera parameters.

Table 6: Summary of pretraining hyperparameters of SEED-LLaMA.

Configuration	SEED 8B	SEED 14B
Vision encoder	EVA-CLIP	
LLM	Vicuna-7B	LLaMA2-Chat-13B
Training Strategy	LoRA + Fully fine-tuning	
Peak learning rate	1.5e-4	
Warmup ratio	0.03	
LR schedule	Cosine decay	
Optimizer	AdamW	
Optimizer hyper-parameters	$\beta_1, \beta_2, \epsilon = 0.9, 0.98, 1e-6$	
Image resolution	224 × 224	
Weight decay	0.05	
Iterations	30k + 10k	
Data	(MS-COCO, CC3M, Unsplash), LAION-COCO, OBELISC, MMC4, WebVid	
Sequence length per dataset	160, 128, 1024, 1024, 200	
Batch size per dataset	146, 180, 26, 26, 116	46, 56, 8, 8, 36
Sample ratio per dataset	4.5%, 54.5%, 9.1%, 27.3%, 4.5%	

B.2 Pretraining Hyperparameters

We report the detailed pretraining hyperparameters of SEED-LLaMA in Tab. 6.

C Instruction Tuning

We summarize the datasets and their prompts for supervised instruction tuning of SEED-LLaMA in Tab. 7 and Tab. 8. Note that MagicBrush [47] contains both the single-turn and multi-turn scenarios, and we only use the single-turn for multimodal prompt image generation.

Table 7: Description of datasets in the instruction tuning of SEED-LLaMA.

Task	Dataset Name	Dataset Description	Type
Text-to-Image Generation	JourneyDB [48]	It contains 4429K Midjourney images, with text prompt, image caption, and QA pairs.	Single-turn
	DiffusionDB [49]	It contains 14 million images generated by Stable Diffusion using prompts by real users.	Single-turn
	LAION-Aesthetics	It contains several collections of subsets from LAION 5B with high visual quality.	Single-turn
	VIST [50]	It contains photos in 20K sequences, aligned to both caption and story language.	Multi-turn
Multimodal Prompt Image Generation	Instructpix2pix [51]	It contains text editing instructions and the corresponding images, with 454K samples.	Single-turn
	MagicBrush [47]	It contains 10K manually annotated triplets (source image, instruction, target image).	Single-turn
Image Conversation	LLaVA [18]	We use 58K multi-turn conversations between an assistant and a person.	Multi-turn
	SVIT [52]	It contains conversations, complex reasoning, referring QA and detailed image description.	Multi-turn
	LLaVAR [53]	It contains 16K multi-turn conversations, each with QA pairs for text-rich images.	Multi-turn
Multi-Image Understanding	GSD [54]	It contains 141K pairs of images with text describing the differences.	Single-turn
Image Captioning	VSR [55]	It contains texts describing the spatial relations in the image, with 7K training samples.	Single-turn
	COCO Caption [31]	It contains image-text pairs with human-written captions, with 82K training samples.	Single-turn
	TextCaps [56]	It requires the model to comprehend and reason the text in images, with 21K training samples.	Single-turn
Image QA	VQAv2 [57]	A dataset for open-ended image question answering, with 82K training samples.	Single-turn
	OKVQA [58]	It contains questions that require outside knowledge to answer, with 9K training samples.	Single-turn
	A-OKVQA [59]	It is a successor of OKVQA containing more challenging questions, with 17K training samples.	Single-turn
	GQA [60]	It contains questions for image understanding and reasoning, with 30K training samples.	Single-turn
	VizWiz [61]	It contains visual questions asked by people who are blind, with 20K training samples.	Single-turn
	TextVQA [62]	It contains questions that require models to read text in the image, with 800K training samples.	Single-turn
	OCR-VQA [63]	It contains questions that requires reasoning about text to answer, with 173K training samples.	Single-turn
Video Conversation	Video-ChatGPT [64]	It contains of 100K video-instruction pairs via manual and semi-automated pipeline.	Single-turn
Video QA	ActivityNet [65]	It contains 200 different types of activities from YouTube, with 10K training videos.	Single-turn
	Next-QA [66]	It contains 52K QA pairs of videos grouped into causal, temporal and descriptive questions.	Single-turn
	MSVD [67]	It contains videos from YouTube with descriptions, containing 1.2K training samples.	Single-turn
	MSR-VTT [68]	It contains videos from YouTube with descriptions, containing 19K training samples.	Single-turn
	iVQA [69]	It is a video QA dataset with mitigated language biases, containing 6K training samples.	Single-turn

Table 8: Details of prompt templates used in supervised instruction tuning of SEED-LLaMA.

Type	Prompt
Text-to-Image Generation	USER: {caption} Please generation an image.\nASSISTANT: {image}
Multimodal Prompt Image Generation	USER: {image1} {instruction} Please generation an image.\nASSISTANT: {image2}
Image Conversation	USER: {image} {question}\nASSISTANT: {answer}
Multi-Image Understanding	USER: This is the first image. {image1} This is the second image. {image2} {question}\nASSISTANT: {answer}
Image Captioning	USER: {image} Please provide an accurate and concisedescription of the given image.\nASSISTANT: {caption}
Image QA	USER: {image} {question} Please provide an accurate answer consisting of only one word or phrase.\nASSISTANT: {answer}
Video Conversation	USER: {video} {question}\nASSISTANT: {answer}
Video QA	USER: {video} {question} Please provide an accurate answer consisting of only one word or phrase.\nASSISTANT: {answer}

Table 9: Summary of the evaluation benchmarks.

	Dataset	Task	Split	Metric
Image	COCO[35]	Text-to-Image Generation	Karpathy test	CLIP score (↑)
	Flickr30K [36]	Text-to-Image Generation	test	CLIP score (↑)
	COCO Caption [31]	Scene Description	test	CIDEr (↑)
	VQAv2 [57]	Scene Understanding QA	test-dev	VQA acc. (↑)
	OKVQA [58]	External Knowledge QA	val	VQA acc. (↑)
	VizWiz [61]	Scene Understanding QA	test-dev	VQA acc. (↑)
	SEED-Bench [44]	Comprehensive QA	dim 1-9	MCQ acc. (↑)
Video	MSVDQA [67]	Event Understanding QA	test	Top-1 acc. (↑)
	MSRVTTQA [68]	Event Understanding QA	test	Top-1 acc. (↑)
	NExTQA [69]	Temporal/Causal QA	test	WUPS (↑)

D Evaluation

D.1 Benchmarks

In order to assess the multimodal comprehension and image generation ability of SEED-LLaMA, we evaluate SEED-LLaMA on 10 benchmarks as shown in Tab. 9. For the evaluation of image generation, we adopt the CLIP-ViT-L/14 to calculate the CLIP score between the ground-truth image and the generated image. When evaluating SEED-Bench, we adhere to the official guidelines, selecting the option with the highest log likelihood as the response for each multi-choice question (MCQ). For the evaluation on video tasks, we uniformly sample 4 frames for MSVDQA and MSRVTTQA, and 8 frames for NExTQA. For the other tasks, we follow the evaluation procedures in prior works [11, 22] and either submit the results to the official server (VQAv2, VizWiz) or assess them using the official code ourselves.

D.2 Prompt Templates

We summarize the prompt templates used for evaluating SEED-LLaMA in Tab. 10. As the pre-trained SEED-LLaMA with size of 8B and 14B adopt different LLM (Vicuna-7B and Llama2-chat-13B), their prompts differ accordingly.

Table 10: Summary of the prompting template for evaluating SEED-LLaMA.

Model	Type	Template
SEED-LLaMA 8B	Image Captioning	{image}
	Image QA	{image}USER: {question} Please provide an accurate answer consisting of only one word or phrase.\nASSISTANT:
	Video QA	{video}USER: {question} Please provide an accurate answer consisting of only one word or phrase.\nASSISTANT:
SEED-LLaMA 14B	Image Caption	{image}
	Image QA	{image} Please provide an accurate answer consisting of only one word or phrase based on the image.\n Question:{question} \n Answer:
	Video QA	{video} Please provide an accurate answer consisting of only one word or phrase based on the video.\n Question:{question}\n Answer:
SEED-LLaMA-I 8B & 14B	Image Caption	USER: {image}Please provide an accurate and concise description of the given image.\nASSISTANT:
	Image QA	USER: {image}{question} Please provide an accurate answer consisting of only one word or phrase.\nASSISTANT:
	Video QA	USER: {video}{question} Please provide an accurate answer consisting of only one word or phrase.\nASSISTANT:

E Qualitative Cases

More examples of multi-turn in-context multimodal generation and compositional image generation are shown in Fig. 9 and Fig. 10. Note that generating images with multimodal prompt is not an emergent ability since SEED-LLaMA is fine-tuned on corresponding paired data such as Instruct-Pix2Pix [51]. We showcase qualitative examples of text-to-image generation by SEED-LLaMA in Fig. 11. Given various textual descriptions, our SEED-LLaMA can generate realistic images that aligns with the text prompts. We further provide qualitative examples of multimodal comprehension by SEED-LLaMA in Fig. 12, Fig. 13 and Fig. 14. SEED-LLaMA can realize in-context multi-image understanding, real-world knowledge grounding, complex reasoning, story creation and video understanding.

User: I am planning a trip to Barcelona. Can you recommend some places to visit for me?

SEED-LLaMA: Of course! Barcelona is a beautiful city with a lot to offer. Here are some places you should definitely visit:
1. La Sagrada Familia: This is a famous cathedral designed by Antoni Gaudi. It's a must-see attraction in Barcelona.
2. Park Guell. Another Gaudi masterpiece, this park is full of colorful mosaics and unique architecture. It's a great place to take some photos.
3. La Rambla: This is a lively street filled with shops, restaurants, and street performers. It's a great place to take a stroll and enjoy the sights and sounds.
4. Casa Batllo: Another Gaudi creation, this house is known for its unique architecture and colorful facade. It's a must-see for any architecture lover.
5. Barceloneta Beach: If you're looking for a place to relax and soak up the sun, this beach is a great option. It's a popular spot for locals and tourists alike.
These are just a few of the many places to visit in Barcelona. I hope you enjoy your trip!

User: Thanks for your suggestion. I am interested in La Sagrada Familia. Can you show me a picture?



User: This looks spectacular and I am going to visit it. I also want to try some local snacks. Do you have any suggestions?

SEED-LLaMA: Yes, there are many delicious snacks to try in Barcelona. One popular snack is the churro, which is a fried dough pastry that is often sprinkled with sugar. Another popular snack is the croquette, which is a small ball of breading filled with meat or fish. You can also try the pan con tomate, which is a simple dish made with bread, tomatoes, and olive oil. And if you're feeling adventurous, you can try the calamari, which is a fried squid dish that is often served with lemon and aioli. These are just a few examples of the many delicious snacks you can try in Barcelona. Enjoy!

User: I am interested in Churros. Can you show me what it looks like?



User: This is a cartoon character in photo A.



User: This is a man in photo B.



User: Who is the cartoon character in photo A, and who is the man in photo B?

SEED-LLaMA: The cartoon character in photo A is SpongeBob SquarePants, and the man in photo B is Albert Einstein.

User: Can you generate a cartoon image of the man in the style of the character?



User: Imagine what kind of conversation will the cartoon character and the man have when they sit in the same room? Please give a possible dialogue script.

SEED-LLaMA: Cartoon Character: "Hey, Mr. Einstein! I'm SpongeBob SquarePants! I'm a sponge who lives in a pineapple under the sea. What's your story?"
Einstein: "Ah, hello there, my young friend. I am Albert Einstein, the famous theoretical physicist. I've been working on a theory of relativity that could change the way we understand the universe."
Cartoon Character: "Wow! That sounds amazing! I've never been to the sea, but I've been to the bottom of the ocean in a submarine. Maybe I can help you with your theory! What do you need help with?"
Einstein: "Actually, I've been trying to figure out how to travel through time. Do you think you could help me with that?"
Cartoon Character: "Sure! I can use my underwater bubble to travel through the water. Maybe we can use that to travel through time too! Let's give it a try!"
Einstein: "I'm not sure that's the right way to go about it, but I'm willing to try anything at this point. Let's give it a shot!"

Figure 9: Qualitative examples of multi-turn in-context image and text generation by SEED-LLaMA given multimodal instructions.



Figure 10: Qualitative examples of compositional image generation by SEED-LLaMA.

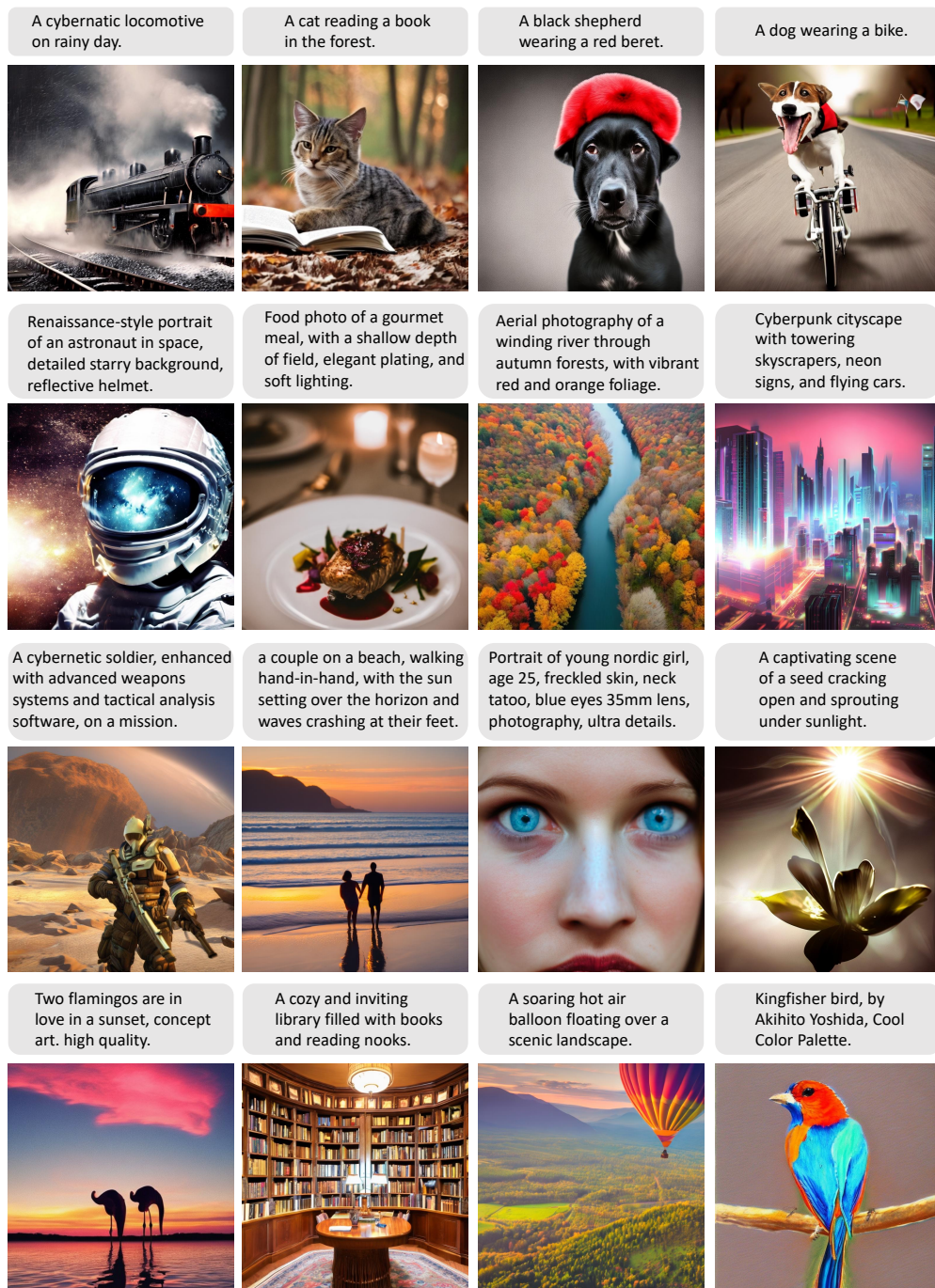



Figure 11: Qualitative examples of text-to-image generation by SEED-LLaMA.



This is the first image. This is the second image.

What's the difference?

The first image shows a white horse running in a field while the second image shows a zebra standing in a grassy field.


Tell me the difference between these two species in detail.

Horses and zebras are both members of the Equidae family, but they belong to different species. Horses are domesticated animals that have been bred for thousands of years for their strength, speed, and intelligence. Zebras, on the other hand, are wild animals that are known for their distinctive black and white stripes, which help them blend in with their surroundings and avoid predators. Zebras are also social animals that live in groups called herds.




What should I do if I see this sign?

If you see this sign, you should not pass. It's important to follow traffic signs and signals to ensure your safety and the safety of others on the road.



What is unusual about this image?

The unusual aspect of this image is that it features a dog in a space suit, which is not a common sight.




What's in this picture?

This image depicts a painting of a man riding a horse. The man is wearing a red jacket and a white hat, and he's holding a sword. The horse is brown and white, and it's jumping over a hill. There's also a mountain in the background. The painting is quite detailed and captures the movement of the horse and the rider. The colors are vibrant, with the red jacket and white hat of the rider standing out against the brown and white of the horse and the green of the mountain. The painting is quite large, taking up a significant portion of the image. Overall, it's a dynamic and action-packed scene.


Who is he?

The man in the painting is Napoleon Bonaparte. He was a French military and political leader who rose to prominence during the French Revolution. He's known for his military prowess and his conquests of much of Europe. In this painting, he's depicted riding a horse, which is a symbol of his military power and conquests. The painting captures a moment in history when Napoleon was at the height of his power.




Tell me the characters in the image.

SpongeBob SquarePants, Patrick Star.



Which ball is heavier?



The red ball.




Where is it in the image?


The Arc de Triomphe is in the middle of the image.


Figure 12: Qualitative examples of multimodal comprehension by SEED-LLaMA.




 

What's the name of those characters?


 Tom and Jerry.

 Explain in detail What they are doing.


 In the image, Tom and Jerry are engaged in a comical chase scene. Tom, the cat, is holding a knife and appears to be chasing Jerry, the mouse, who is trying to evade him. The knife in Tom's hand adds an element of danger and tension to the scene, suggesting that the chase is not just a playful game but potentially life-threatening for Jerry. The background of the image shows a living room, which adds a domestic setting to the chase. Overall, the image captures a moment of suspense and action in the ongoing rivalry between Tom and Jerry.


  




This is the first image. This is the second image.




This is the third image.


 Tell me a story based on these 3 images in detail.



 Once upon a time, in a far-off galaxy, there was a lonely dog named Max. Max had always dreamed of being an astronaut and exploring the cosmos. One day, his wish came true when he was chosen to be the first dog in space. As he soared through the stars, he marveled at the beauty of the universe. But when he returned to Earth, he realized that he missed the company of his fellow canines. So, he set out on a journey to find other dogs who shared his passion for space exploration. Along the way, he met a friendly alien who offered to take him on a trip to the moon. Max eagerly accepted the offer and soon found himself standing on the moon's surface, staring up at the vast expanse of space. From that moment on, Max knew that he had found his true calling and would spend the rest of his life exploring the wonders of the universe.


The table is made of wood.




 The Eiffel Tower is made of metal.

What's in this picture?

 Albert Einstein.

 What are his important achievements in life?







 Albert Einstein was a theoretical physicist who is widely regarded as one of the most influential scientists of the 20th century. He is best known for his theory of relativity and the famous equation $E=mc^2$. He was awarded the Nobel Prize in Physics in 1921.

Figure 13: Qualitative examples of multimodal comprehension by SEED-LLaMA.


 


Can you describe this video in details?


 Sure, in this video, we see a man riding a bike down a street. He is wearing a helmet and a backpack, and he seems to be enjoying the ride. As he rides down the street, he passes by several cars parked on the side of the road. The man's bike looks sturdy and well-maintained, and he seems to be riding it with ease. The street he is riding on appears to be relatively quiet, with only a few pedestrians visible in the background. Overall, this video captures a peaceful and enjoyable moment of a man riding his bike down a quiet street.


 


How many people are in the video?



 There are two people in the video - a man and a woman.

 where are they?

 The man and woman are sitting on a train and looking out the window.

 What are they doing?

 They are drinking tea and talking to each other.

What is unusual about this video?


 One unusual aspect of the video is that the man is riding a small train on a track in the middle of a forest, which is not a common sight. Additionally, the train appears to be old and rusty, which adds to the unusual nature of the video.

Figure 14: Qualitative examples of multimodal comprehension by SEED-LLaMA.