

# Online Permutation Tests and Likelihood Ratios for Testing Group Invariance

Nick W. Koning

Econometric Institute, Erasmus University Rotterdam, the Netherlands

October 3, 2023

## Abstract

We develop a flexible online version of the permutation test. This allows us to test exchangeability as the data is arriving, where we can choose to stop or continue without invalidating the size of the test. Our methods generalize beyond exchangeability to other forms of invariance under a compact group. Our approach relies on constructing an  $e$ -process that is the running product of multiple  $e$ -values that are constructed on batches of observations. To construct  $e$ -values, we first develop an essentially complete class of admissible  $e$ -values in which one can flexibly ‘plug’ almost any desired test statistic. To find good  $e$ -values, we develop the theory of likelihood ratios for testing group invariance yielding new optimality results for group invariance tests. These statistics turn out to exist in three different flavors, depending on the space on which we specify our alternative, and their induced  $e$ -processes satisfy attractive power properties. We apply these statistic to test against a Gaussian location shift, which yields connections to the  $t$ -test when testing sphericity, connections to the softmax function and its temperature when testing exchangeability, and an  $e$ -process that is valid under arbitrary dependence when testing sign-symmetry.

*Keywords:*  $e$ -values, sequential testing, online testing, group invariance test, permutation test.

## 1 Introduction

We introduce and motivate our methodology through an example: a case-control study. In an idealized traditional case-control study, treatments are randomly allocated across  $n$  units at the start of the study. The null hypothesis  $H_0^{\text{static}}$  that the treatment has no effect can be represented as

$$H_0^{\text{static}} : X_{[1:n]} \text{ is exchangeable,}$$

where  $X_{[1:n]} = X_1, \dots, X_n$  denotes the observed outcomes. To test this null hypothesis at some level  $\alpha$ , we can select any desired test statistic  $T$  and perform a permutation test. The  $p$ -value for this test is defined as

$$p(X_{[1:n]}) = \mathbb{P}_{\bar{P}}(T(\bar{P}X_{[1:n]}) \geq T(X_{[1:n]})),$$

where  $\bar{P}$  is uniformly distributed over all possible permutations on  $n$  elements. This  $p$ -value can be understood as the proportion of test statistics calculated from the rearranged (‘permuted’) data that exceed or match the original test statistic. Moreover, it is guaranteed to control the size in finite samples

$$\mathbb{P} [p(X_{[1:n]}) \leq \alpha] \leq \alpha, \text{ for all } n.$$

Unfortunately, it is hard to determine a ‘good’ sample size  $n$  prior to the study, as the magnitude of the treatment effect under the alternative is usually unknown. If the sample size  $n$  is set too small, this risks a high chance of a non-rejection even if the treatment is effective. On the other hand, setting  $n$  too large may come with high cost or ethical concerns.

As  $n$  is hard to specify ahead of time, we would ideally choose it in an ‘online’ fashion, based on the data that has already arrived. However, we cannot simply use this ‘static’ permutation test with a dynamic number of observations, as the resulting test would no longer have valid size. Indeed, we typically do not have

$$\mathbb{P} \left[ \inf_{n \in \mathcal{T}} p(X_{[1:n]}) \leq \alpha \right] \leq \alpha, \quad (1)$$

where  $\mathcal{T} = \{t_1, t_2, \dots\}$  contains the points in time at which we would like to perform our test. This means that even if there is no treatment effect, then our  $p$ -value will eventually drop below the threshold  $\alpha$  with a probability that is typically much higher than  $\alpha$ .

The primary contribution of this paper is to introduce an online generalization of the permutation test, that does have valid size. The test we introduce is valid for two different types of sequential treatment allocations that lead to different null hypotheses. We will refer to these allocation schemes as *prior allocation* and *batch allocation*.

**Prior allocation.** Here, the treatments are randomly allocated at the beginning of the study, with outcomes  $X = X_1, X_2, \dots$  observed sequentially. The null hypothesis that posits no treatment effect can then be formulated as

$$H_0^{\text{prior}} : X \text{ is sequentially exchangeable,}$$

where sequentially exchangeability means that  $X_{[1:t]}$  is exchangeable for all  $t$ , and  $[1:t]$  denotes the range of indices from 1 to  $t \geq 1$ .

**Batch allocation.** Here, the treatment allocation is not predetermined. Instead, treatments are only allocated to the first batch of  $t_1$  units at the start, after which their outcomes  $X_{[1:t_1]}$  are observed. Based on these outcomes, treatments may be independently allocated to new batches, and the choice to allocate further treatments can be made after every batch. We then formulate our null hypothesis of no treatment effect as

$$H_0^{\text{batch}} : X \text{ is within-batch exchangeable and cross-batch independent.}$$

This means that each batch is internally exchangeable, while being independent from other batches.

## 1.1 Contributions

To construct an online version of the permutation test, we use the machinery of  $e$ -values and  $e$ -processes (sometimes called  $e$ -variables or  $e$ -statistics), which is detailed in Section 2. In particular, we develop an  $e$ -process that is valid both for  $H_0^{\text{prior}}$  and  $H_0^{\text{batch}}$ .

Our  $e$ -process is the running product of  $e$ -values that are each based on batches of observed data. Such a construction is well-known to be valid if the  $e$ -values are independent as in  $H_0^{\text{batch}}$ , but can also be shown to be valid under  $H_0^{\text{prior}}$  by using the de Finetti-Hewitt-Savage theorem (Vovk 2021). Moreover, we show how to generalize this to validity under a generalization of  $H_0^{\text{batch}}$  to within-batch invariance under arbitrary compact groups, and a generalization of  $H_0^{\text{prior}}$  to sequential invariance under compact supergroups of permutations. In addition, we derive a corollary that can be viewed as a multiplicative version of the exchangeable Markov inequality by Ramdas & Manole (2023).

To construct the  $e$ -values that we use as building blocks for  $e$ -processes, we first derive an essentially complete class of admissible  $e$ -values, which can be constructed from almost any (appropriately integrable) test statistic of choice  $T$ . To select a ‘good’  $e$ -value from this class, we develop the theory of likelihood ratio statistics for testing exchangeability and more general forms of group invariance. We show that the  $e$ -processes built from these likelihood ratios satisfy an attractive power property introduced by Koolen & Grünwald (2022). Moreover, Ramdas et al. (2022a) show that any admissible procedure for sequential inference must rely on likelihood ratios. As far as we are aware, likelihood ratios for group invariance have not been explicitly derived before.

We find that these likelihood ratio statistics come in three flavors, that differ by the space on which we define the alternative. The first flavor is inspired by a proof in Lehmann & Stein (1949), and relies on specifying an alternative on the sample space. The second flavor generalizes the first type, by showing that the same construction is valid if we only specify an alternative on certain invariant subsets of the sample space (orbits), without specifying a mixing distribution over the subsets. We note that results of Lehmann & Stein (1949) also hold for such alternatives, allowing us to generalize their main result. Finally, we derive a third flavor that relies on specifying an alternative on the set of permutations (i.e. the group). This final flavor relies on the use of an inversion kernel (see Ch. 7 in Kallenberg 2017), which was recently introduced in the context of group invariance testing by Chiu & Bloem-Reddy (2023). We discuss the relationship between the three types of likelihood ratios, and also illustrate them in a toy example that can be found in the Appendix.

We apply our likelihood ratios statistics to testing group invariance on  $\mathbb{R}^d$ ,  $1 \leq d < \infty$  against a simple alternative that is a location  $\mu$  shift under normality. For the special case of sphericity, this generalizes an example from Lehmann & Stein (1949) relating to the  $t$ -test, where we derive a larger class of alternatives against which the  $t$ -test is uniformly most powerful. We also consider testing sign-symmetry, which turns out to produce an  $e$ -process that is valid under arbitrary dependence of the data. Moreover, we consider exchangeability where we find that the softmax function is nested as a special case of the likelihood ratio. In addition, we provide some guidance in selecting  $\mu$  under composite alternatives, which coincides with the temperature in the softmax function. Specifically, the ‘temperature’ should be high if the data is informative, and low if the data is uninformative.

While our  $e$ -processes are valid for any batch size, the batches need to contain at least

two observations for the resulting test to have any power in case of exchangeability, as a single observation contains no information about the alternative. Luckily, the arrival of data in batches is typical in practice: there may be overhead costs involved in collecting data, so that data is preferably gathered in a batch; there may be computational restrictions that make it undesirable to test after every observation; the data collection and computation of the  $e$ -values may take place in parallel for computational or privacy reasons, after which the  $e$ -values are centrally combined into an  $e$ -process. See also Grünwald et al. (2023) for a batch-based  $e$ -process approach.

In our simulation study, we find that the power of our methods barely depends on the batch size. Moreover, the use of a dynamic sample size seems to come at the cost of a quite modest amount of power. Furthermore, we find that we should set a higher temperature if we are impatient about obtaining a result, and a lower temperature if we are patient. Finally, we verify that the  $e$ -process for symmetric data indeed controls size under a null hypothesis where the elements of  $X = X_1, X_2, \dots$  are strongly dependent.

## 1.2 Related literature

At first glance, our work may seem intimately related to Pérez-Ortiz et al. (2022). However, they consider invariance of *collections of distributions* (both the null, and the alternative), whereas we consider invariance of *distributions themselves*. Specifically, a collection of distributions  $\mathcal{P}$  is said to be invariant under a transformation  $g$  if for any  $\mathbb{P} \in \mathcal{P}$ , its transformation  $g\mathbb{P}$  by  $g$  is also in  $\mathcal{P}$ . In contrast, invariance of a distribution  $\mathbb{P}$  means that  $g\mathbb{P} = \mathbb{P}$ . Intuitively, their work can be interpreted as testing in the presence of an invariant model, whereas we consider testing invariance of the data generating process.

As our null hypothesis consists exclusively of invariant distributions it is technically also invariant, so that one may believe their results may still apply under appropriate assumptions on the alternative. However, this invariance is of a very strong type which excludes the transitivity that Pérez-Ortiz et al. (2022) require. In some sense, the strong type of invariance we consider is the complete opposite of transitivity.

A closely related work is that of Ramdas et al. (2022b), who consider testing  $H_0^{\text{prior}}$ . However, they focus primarily on the case where  $X$  is a binary sequence, where they show an approach based on martingales is powerless without adapting the filtration, leading them to develop other types of  $e$ -processes. They do mention several ideas for  $e$ -processes that extend from binary to ‘ $d$ -ary’ data, but their methods do not coincide with ours and mostly focus on Markovian-type alternatives while our methods are better suited to alternatives of a more stationary nature that are expressed on the individual batches as in Theorem 3.

In addition, Remark 3.3 in Vovk (2021) suggests that the negative result of Ramdas et al. (2022b) extends to non-binary data as well, but that this can be circumvented by ‘impoverishing’ the filtration. Our approach can indeed be interpreted as using an impoverished filtration, as we only permit optional continuation of data collection after batches of observations. Vovk (2021) proposes a different way to deal with the problem by using conformal  $p$ -values. His approach only permits optional continuation based on the observed  $p$ -values themselves, but bans inspection of the underlying data. In contrast, our approach permits a full inspection of all the arrived batches of data. The approach by Vovk (2021) seems especially fruitful for changepoint detection.

For more recent work in the context of sequential case-control (or ‘A/B’) testing see

Johari et al. (2022) and Larsen et al. (2023), who do not consider exchangeability.

### 1.3 Notation and assumptions

We assume the random variables  $X_1, X_2, \dots$  that we observe take on values in a separable complete metric space  $\mathcal{X}$ , which includes  $\mathbb{R}^n$ ,  $n \geq 1$ . We equip  $\mathcal{X}$  with its Borel  $\sigma$ -algebra  $\mathcal{B}(\mathcal{X})$ . We write  $\mathcal{X}^m = \prod_{i=1}^m \mathcal{X}$  and  $\mathcal{B}(\mathcal{X}^m) = \prod_{i=1}^m \mathcal{B}(\mathcal{X})$  for the product space and its Borel  $\sigma$ -algebra,  $m \in \mathbb{N}_+ \cup \{\infty\}$ . Let  $\mathcal{P}_{\mathcal{X}}$  denote the collection of probability measures on  $\mathcal{X}$ , which is itself a measurable space. For a probability measure  $\mathbb{P} \in \mathcal{P}_{\mathcal{X}}$ , we write  $\mathbb{P}^m = \prod_{i=1}^m \mathbb{P}$ ,  $m \in \mathbb{N}_+ \cup \{\infty\}$ . Moreover, we use  $\mathcal{P}_{\mathcal{X}}^{\infty} = \{\mathbb{P}^{\infty} : \mathbb{P} \in \mathcal{P}_{\mathcal{X}}\}$  to denote the collection of countably infinite product measures on  $\mathcal{X}$ , and  $\overline{\mathcal{P}}_{\mathcal{X}}^{\infty} \supseteq \mathcal{P}_{\mathcal{X}}^{\infty}$  for the exchangeable probability measures on  $\mathcal{X}^{\infty}$ .

To avoid ambiguity, we sometimes write expectations  $\mathbb{E}$  with a superscript and/or subscript  $\mathbb{E}_{\mathcal{X}}^{\mathbb{P}}$  to make explicit the measure over which is being integrated ( $\mathbb{P}$ ), and the random variables over which the integration takes place ( $\mathcal{X}$ ). We use similar subscripts for probabilities. Moreover, we use  $\mathbb{E}_{\mathbb{P}}^Q \mathbb{P}$  to denote a  $Q$ -mixture over  $\mathbb{P}$ .

For any collection of indices  $\mathcal{I} \subset \mathbb{N}_+$ , we use  $X_{\mathcal{I}}$  to denote the corresponding subset of  $X$ , and we use  $[s:t]$  to denote the set of indices from  $s$  to  $t$ .

## 2 Background: $e$ -values and $e$ -processes

A new perspective on testing that has garnered much recent attention, is the use of so-called  $e$ -values (or  $e$ -statistics,  $e$ -variables). See e.g. Ramdas et al. (2023) for an overview of the quickly developing literature on  $e$ -values.

For an arbitrary collection of distributions  $\mathcal{P}$ , typically a null hypothesis, an  $e$ -value is defined as some non-negative real-valued test statistic  $e$  with the property

$$\sup_{\mathbb{P} \in \mathcal{P}} \mathbb{E}^{\mathbb{P}} e \leq 1. \quad (2)$$

We call such an  $e$ -value ‘valid’ and if it satisfies  $\sup_{\mathbb{P} \in \mathcal{P}} \mathbb{E}_{\mathbb{P}}^{\mathbb{P}} e = 1$ , we call it ‘exact’.

Based on an  $e$ -value, a finite sample valid test is easily constructed by rejecting if  $e \geq 1/\alpha$ . Indeed, Markov’s inequality then tells us that

$$\sup_{\mathbb{P} \in \mathcal{P}} \mathbb{P}_{\mathbb{P}}(e \geq 1/\alpha) \leq \alpha.$$

The corresponding valid  $p$ -value, the smallest value of  $\alpha$  for which the test rejects, is then given by  $1/e$ .

Most importantly for our purposes,  $e$ -values have a sequential counterpart called  $e$ -processes. An  $e$ -process for a collection of distributions  $\mathcal{P}$  is a non-negative process  $(e_t)_{t \geq 1}$  with

$$\sup_{\mathbb{P} \in \mathcal{P}} \sup_{\tau} \mathbb{E}_{e_{\tau}}^{\mathbb{P}} [e_{\tau}] \leq 1,$$

where  $\tau$  ranges over all stopping times (Ramdas et al. 2022b). The test that compares an  $e$ -value to  $1/\alpha$  satisfies the desired ‘anytime validity’ property:

$$\sup_{\mathbb{P} \in \mathcal{P}} \mathbb{P}_{e_t} \left( \sup_{t \geq 1} e_t \geq 1/\alpha \right) \leq \alpha. \quad (3)$$

The corresponding valid  $p$ -value is  $\inf_t 1/e_t$ .

### 3 $e$ -processes for exchangeability

In this section, we discuss the construction of  $e$ -processes for  $H_0^{\text{prior}}$  and  $H_0^{\text{batch}}$ . For the sake of presentation, we delay the introduction of the  $e$ -values for exchangeability that they are built from to Section 4. Moreover, we also delay generalizations to group invariance to the same section, as it will require introducing various concepts that are not relevant here. In Remark 1 we discuss where generalizations are possible.

To construct  $e$ -processes for our hypotheses, we will first assume that we have access to  $e$ -values for finite exchangeability  $H_0$ . In particular, we assume that for any finite collection or ‘batch’ of observations  $X_B \subseteq X$  with indices in  $B$ , we can specify an  $e$ -value  $e(X_B)$  for  $H_0$ :

$$\sup_{\mathbb{P} \in H_0} \mathbb{E}_{X_B}^{\mathbb{P}}[e(X_B)] \leq 1.$$

For a collection of batches  $B_1, B_2, \dots$ , we then multiply these  $e$ -values together to construct an  $e$ -process

$$e_t = \prod_{i=1}^t e(X_{B_i}).$$

Under  $H_0^{\text{batch}}$ , the  $e$ -values in this product are independent, so that the product is a valid  $e$ -process. Under  $H_0^{\text{prior}}$ , these  $e$ -values are not independent. However, Theorem 1 shows that this  $e$ -process is valid for  $H_0$ .

We present the proof of the result in Appendix C.1. Closely related results can be found in Remark 3.4 in Vovk (2021) for martingales and Theorem 3 in Ramdas et al. (2022b) for binary data.

**Theorem 1.** *Suppose that  $X = X_1, X_2, \dots$  is an exchangeable sequence of random variables. Let  $e^1, e^2, \dots$  be  $e$ -values that depend on non-empty and non-overlapping subsets of  $X$ . Then,  $\prod_{i=1}^t e^i$  is an  $e$ -process for  $H_0$ .*

*Sketch of proof.* By the de Finetti-Hewitt-Savage-type theorem, any exchangeable sequence can be represented as a mixture over i.i.d. random variables. Moreover, the validity of an  $e$ -process is closed under taking mixtures. As a result, any  $e$ -process that is valid for any i.i.d. sequence is also valid for any exchangeable sequence.  $\square$

**Remark 1.** *Theorem 1 generalizes beyond exchangeability to any generalization of  $H_0^{\text{prior}}$  to invariance under an algebraic supergroup of permutations. An example of a supergroup of permutations is the orthogonal group  $O(t)$ , for which sequential exchangeability on  $\mathbb{R}^\infty$  can be viewed as sequential sphericity. Moreover, it can be generalized to any space  $\mathcal{X}$  for which an appropriate de Finetti-Hewitt-Savage-type theorem is available: see e.g. Alam (2023) for generalized versions, and an excellent overview. Moreover, Theorem 1 generalizes from  $H_0^{\text{batch}}$  to within-batch invariance under arbitrary compact groups.*

### 3.1 Some corollaries to Theorem 1

A direct implication of Theorem 1 is Corollary 1. To see that Theorem 1 is more general, observe that it, for example, also applies to  $e$ -values that are based on batches of different sizes or based on different test statistics, which may not be exchangeable.

**Corollary 1.** *Suppose that  $e^1, e^2, \dots$  are sequentially exchangeable  $e$ -values, then  $\prod_{i=1}^t e^i$  is an  $e$ -process for sequential exchangeability.*

As a further corollary to Corollary 1, we obtain a type of exchangeable Markov inequality for a product of random variables. The result follows from Corollary 1 and (3).

Corollary 2 is visually similar to the ‘exchangeable Markov inequality’ presented by Ramdas & Manole (2023), where  $\frac{1}{E[Y_1]^t} \prod_{i=1}^t$  is replaced by  $\frac{1}{t} \sum_{i=1}^t$ . Together, their exchangeable Markov’s inequality and Corollary 2 show that both averaging and multiplying are valid options to construct  $e$ -processes for exchangeability. However, we find that multiplication is typically the more powerful option.

**Corollary 2.** *Let  $Y_1, Y_2, \dots$  be a sequence of non-negative integrable random variables with shared expectation  $E[Y_1] > 0$ . Then, for any  $c > 0$ ,*

$$\mathbb{P} \left( \exists t \geq 1 : \frac{1}{E[Y_1]^t} \prod_{i=1}^t Y_i \geq 1/c \right) \leq c.$$

## 4 Generic $e$ -values for group invariance

In this section, we first explain how testing exchangeability can be seen as a special case of testing invariance under a compact group. Then, we show that with any appropriate test statistic we can construct an exact  $e$ -value for invariance under a compact group. Moreover, we also show the converse: that any exact  $e$ -value can be written in such a form for some test statistic. We show that the class of such  $e$ -values forms an essentially complete class of  $e$ -values, so that we do not miss out on any ‘good’  $e$ -values by restricting our attention to this class.

### 4.1 Background: Testing group invariance

Let  $\mathcal{G}$  be a compact topological group, acting properly and topologically on some sample space  $\mathcal{Y}$ , say  $\mathcal{Y} = \mathcal{X}^m$  for some  $m \in \mathbb{N}_+$ . The goal of testing group invariance is to test whether a random variable  $Y$  is  $\mathcal{G}$  invariant. That is,

$$H_0^{\mathcal{G}} : Y \stackrel{d}{=} GY, \text{ for all } G \in \mathcal{G}.$$

Exchangeability is a special case, where  $\mathcal{G}$  is a group of permutations. Moreover, sequential analogues can be defined by constructing a compact group  $\mathcal{G}_m$  for each  $m$  that acts on  $\mathcal{X}^m$ .

As with the permutation test, we define a test statistic  $T$  that is ‘large’ under the alternative of interest. Then, we can define an exact  $p$ -value for  $H_0^{\mathcal{G}}$ , as

$$p(Y) = \mathbb{P}_{\bar{\mathcal{G}}} [T(\bar{\mathcal{G}}Y) \geq T(Y)] + \bar{u} \mathbb{P}_{\bar{\mathcal{G}}} [T(\bar{\mathcal{G}}Y) = T(Y)], \quad (4)$$

where  $\overline{G}$  is uniformly (Haar) distributed on  $\mathcal{G}$ , and  $\overline{u}$  is uniform on  $[0, 1]$ . Comparing this  $p$ -value to a significance level of interest  $\alpha$  yields a so-called group invariance test.

This test is equivalent to rejecting the null if

$$T(Y) > q_\alpha^{\overline{G}} [T(\overline{G}Y)], \quad (5)$$

and with some appropriate probability in case of equality, where  $q_\alpha^{\overline{G}} [T(\overline{G}Y)]$  denotes the  $\alpha$  upper-quantile of the distribution of  $T(\overline{G}Y)$  where  $Y$  is considered fixed.

## 4.2 A flexible construction of $e$ -values

For any test statistic  $T$  for which it is well-defined, we consider the  $e$ -value

$$e_T(Y) = \frac{T(Y)}{\mathbb{E}_{\overline{G}} T(\overline{G}Y)}, \quad (6)$$

where  $\overline{G}$  is uniformly distributed on the group  $\mathcal{G}$ . The interpretation is that  $e_T(Y)$  is large if  $T(Y)$  is large compared to its average value under the group, for the observed value of  $Y$ . Moreover, as we shall show in Section 5, if  $T \geq 0$  and  $T$  is integrable, then  $e_T$  can be interpreted as a likelihood ratio for  $\mathcal{G}$  invariance against a density proportional to  $T$ .

Theorem 2 not only shows that such an  $e$ -value is exact, but also the converse: any exact  $e$ -value can be written as in (6). Moreover, as any non-exact but valid  $e$ -value can be trivially improved by adding a sufficiently small deterministic constant to it, this constitutes an essentially complete class of admissible  $e$ -values for  $H_0^\mathcal{G}$ .

The result is not obvious, as  $H_0^\mathcal{G}$  is a large composite hypotheses, and the denominator in (6) only takes the expectation over the group. Its proof can be found in Appendix C.2.

**Theorem 2.** *The class of statistics of the type  $e_T$  equals the class of all exact  $e$ -values for  $H_0^\mathcal{G}$ . Moreover, this constitutes an essentially complete class of admissible  $e$ -values for  $H_0^\mathcal{G}$ .*

By Theorem 2, we can turn any appropriately integrable test statistic  $T$  into an exact  $e$ -value for  $H_0^\mathcal{G}$ , including non-exact  $e$ -values. This means we have a similarly large freedom in choosing our test statistic as we are used to with permutation tests. Moreover, it shows that by only considering  $e$ -value of the type in (6), we are not ‘missing’ any  $e$ -values that may be better.

Unfortunately, the result gives us no guidance in the selection of a ‘good’  $e$ -value within this class, which will be the topic of the remainder of the paper.

## 4.3 Obtaining the normalization constant

The main difficulty in using  $e_T(y)$  is the computation of the normalization constant. As the group  $\mathcal{G}$  can be enormous, the normalization constant  $\mathbb{E}_{\overline{G}} T(\overline{G}y)$  in the denominator of (6) may need to be estimated. To do this, we can borrow ideas from the literature on group invariance testing.

The simplest idea is to use a Monte Carlo approach by replacing  $\overline{G}$  with a random variable  $\overline{G}_M$  that is uniformly distributed on a set of i.i.d. draws  $\{\overline{G}^1, \overline{G}^2, \dots, \overline{G}^M\}$  of  $\overline{G}$ . Alternatively, we can replace  $\overline{G}$  with  $\overline{S}$  that is uniformly distributed on a compact subgroup



of  $\mathcal{S}$  (Chung & Fraser 1958). As invariance under  $\mathcal{G}$  implies invariance  $\mathcal{S}$  under a subgroup, this is still guaranteed to deliver a valid test, which is not clear for the Monte Carlo approach. Moreover, Koning & Hemerik (2023) note that we can actually strategically select the subgroup based on the test statistic and alternative, and select a subgroup that yields high power. Koning (2023) notes that this can even yield tests that are more powerful than if we use the entire group  $\mathcal{G}$ , and the curious phenomenon that tiny subgroups can sometimes dramatically outperform larger subgroups.

Note that in the standard group invariance test, the goal is to estimate the  $\alpha$ -upper quantile of a reference distribution, as in (5). In contrast, the normalization constant is the mean of this same distribution, which we expect to be somewhat easier to estimate in practice. Moreover, in Appendix B we discuss that we can sometimes very efficiently approximate the normalization constant analytically.

## 5 Likelihood Ratios for Group Invariance

The construction in the previous section gives us a lot of freedom in the choice of  $e$ -value. Unfortunately, this freedom also comes with the responsibility to select the  $e$ -value appropriately. For testing a simple null hypothesis against a simple alternative,  $e$ -processes built from likelihood ratio statistics have been shown to have attractive power properties (Koolen & Grünwald 2022). Moreover, Ramdas et al. (2022a) show that any admissible procedure for online inference must rely on likelihood ratios. In Theorem 3, we show that the result by Koolen & Grünwald (2022) extends to testing group invariance against a simple alternative.

Its proof can be found in Appendix C.3, where the main complication is that group invariance is a composite null hypothesis. Koolen & Grünwald (2022) speculate that their result (and by extension ours) can be generalized to infinite horizons as well. Moreover, the result extends to a (somewhat narrow) class of alternatives, specified there.

**Theorem 3.** *Suppose we have i.i.d. batches  $X_{B_1}, X_{B_2}, \dots, X_{B_T}$ ,  $T < \infty$ . Let us consider testing  $H_0^{batch}$  against a simple alternative  $H_1$  in which each batch is not  $\mathcal{G}$  invariant in the same manner. Now, suppose that we can specify a likelihood ratio for  $\mathcal{G}$  invariance against this type of non-invariance. Then, the  $e$ -process  $(e_t)_{t \geq 0}$  that is the running product of these likelihood ratios maximizes  $\mathbb{E}^{H_1} \log e_t$  over all  $e$ -processes, for all  $t$ .*

Inspired by this property, we construct likelihood ratio statistics for group invariance, which are well-specified and exact  $e$ -values even though  $H_0^{\mathcal{G}}$  is composite. It turns out that these likelihood ratio statistics come in three flavors. The first flavor relies on specifying an alternative on  $\mathcal{Y}$  and was used by Lehmann & Stein (1949), though not explicitly constructed. The second generalizes the first, by observing that the same approach works without fully specifying an alternative on  $\mathcal{Y}$  but only specifying it on invariant subsets (orbits) without providing the mixing distribution over these subsets. The final flavor relies on specifying an alternative on the group  $\mathcal{G}$ , instead. We dedicate one subsection to each, and conclude the section with a comparison.

The ideas in this section are applied in Section 6. Moreover, we include a toy example in Appendix A to illustrate the concepts, which may be helpful for readers unfamiliar with invariance theory.

**Remark 2.** While the likelihood ratios mostly concern a simple alternative, this simple alternative itself may be constructed from a composite alternative with a Bayes factor-type approach. Indeed, suppose that we have a composite alternative  $\mathcal{P}$  and want to put some additional emphasis on some alternatives, or that we have some prior information or beliefs about what alternatives are likely. Then, we can express this emphasis, information or belief by weighting the different alternatives in  $\mathcal{P}$ . Specifically, let  $\Pi$  be a distribution on  $\mathcal{P}$  that captures these weights. Computing the expectation  $\mathbb{P}^* = \mathbb{E}_{\Pi} \mathbb{P}$  over  $\mathbb{P} \in \mathcal{P}$ , we can then use  $\mathbb{P}^*$  as our alternative in the likelihood ratios.

## 5.1 Likelihood Ratio on $\mathcal{Y}$

Our approach here is inspired by the proofs of theorems 2 and 2' in Lehmann & Stein (1949). Their results discuss conditions under which group invariance results are optimal, though they do not explicitly mention algebraic groups. Moreover, they also do not explicitly construct the likelihood ratio statistic itself, which turns out to be quite elegant.

In order to explain this likelihood ratio, we first introduce the notion of an orbit and orbit representative. Let  $O_y = \{z \in \mathcal{Y} \mid z = Gy, \exists G \in \mathcal{G}\}$  denote the orbit of  $y \in \mathcal{Y}$ . We assign a single point  $[y]$  on each orbit as the ‘orbit representative’ of  $O_y$ . That is,  $[y] = Gy$  for some  $G \in \mathcal{G}$ . We use  $[\mathcal{Y}]$  to denote the collection of orbit representatives, and we call the function  $[\cdot] : \mathcal{Y} \rightarrow [\mathcal{Y}]$  that maps  $y$  to its orbit representative  $[y]$  an orbit selector.

Suppose that  $\lambda$  is some dominating measure on  $\mathcal{Y}$  of our alternative  $\mathbb{P}_{\mathcal{Y}}$ . Then, Lehmann & Stein (1949) consider the test that uses the density of  $\mathbb{P}_{\mathcal{Y}}$  with respect to  $\lambda$  as a test statistic for a group invariance test, which then rejects if

$$d\mathbb{P}_{\mathcal{Y}}/d\lambda(y) > q_{\alpha}^{\bar{G}}(d\mathbb{P}_{\mathcal{Y}}/d\lambda(\bar{G}y)), \quad (7)$$

and with some probability under equality.

To see that this is a likelihood ratio test with respect to  $H_0$ , first observe that

$$q_{\alpha}^{\bar{G}}(d\mathbb{P}_{\mathcal{Y}}/d\lambda(\bar{G}y)) = q_{\alpha}^{\bar{G}}(d\mathbb{P}_{\mathcal{Y}}/d\lambda(\bar{G}[y])),$$

as  $\bar{G}G \stackrel{d}{=} \bar{G}$ , since  $\bar{G}$  is  $\mathcal{G}$  invariant. As a result, the quantile only depends on  $y$  through the orbit representative  $[y]$ . That is, the quantile is a constant function on the orbit. Hence, it is proportional to a uniform density on the orbit.<sup>1</sup> As a consequence, the test can be interpreted as a likelihood ratio test between the density  $d\mathbb{P}_{\mathcal{Y}}/d\lambda(y)$  and a uniform density on the orbit  $O_y$ . As the test is exact, Lehmann & Stein (1949) then apply the Neyman-Pearson lemma to conclude the uniformity of the test on each orbit, and so on all of  $\mathcal{Y}$ .

In order to explicitly construct the likelihood ratio statistic, which Lehmann & Stein (1949) do not do, we can find the appropriate normalization constant by simply taking the expectation over the orbit:

$$\mathbb{E}_{\bar{G}} \left[ d\mathbb{P}_{\mathcal{Y}}/d\lambda(\bar{G}y) / q_{\alpha}^{\bar{G}_2}(d\mathbb{P}_{\mathcal{Y}}/d\lambda(\bar{G}_2[\bar{G}y])) \right] = \mathbb{E}_{\bar{G}} \left[ d\mathbb{P}_{\mathcal{Y}}/d\lambda(\bar{G}y) \right] / q_{\alpha}^{\bar{G}_2}(d\mathbb{P}_{\mathcal{Y}}/d\lambda(\bar{G}_2[y])),$$

---

<sup>1</sup>See Lehmann & Stein (1949) for more details regarding measurability, integrability and corner cases.

where  $\overline{G}$  and  $\overline{G}_2$  are considered independent and uniform on  $\mathcal{G}$ . Hence, the likelihood ratio is given by

$$\frac{d\mathbb{P}_{\mathcal{Y}}/d\lambda(y)/q_{\alpha}^{\overline{G}}(d\mathbb{P}_{\mathcal{Y}}/d\lambda(\overline{G}[y]))}{\mathbb{E}_{\overline{G}} \left[ d\mathbb{P}_{\mathcal{Y}}/d\lambda(\overline{G}y)/q_{\alpha}^{\overline{G}_2}(d\mathbb{P}_{\mathcal{Y}}/d\lambda(\overline{G}_2[\overline{G}y])) \right]} = \frac{d\mathbb{P}_{\mathcal{Y}}/d\lambda(y)}{\mathbb{E}_{\overline{G}} [d\mathbb{P}_{\mathcal{Y}}/d\lambda(\overline{G}y)]}. \quad (8)$$

This is reminiscent of the  $e$ -values discussed in Section 4.2, and therefore an exact  $e$ -value by Theorem 2. Indeed, if we choose our test statistic  $T$  to be proportional to our density under the alternative, then the  $e$ -value  $e_T$  as in (6) is a likelihood ratio statistic of this type.

**Remark 3.** *The key step in the reasoning above is that the quantile is  $\mathcal{G}$  invariant. This step actually works for any non-negative  $\mathcal{G}$  invariant function that is integrable on each orbit. However, the choice of the quantile is highly computationally convenient, as a likelihood ratio  $T$  based on any other  $\mathcal{G}$  invariant function would still require us to explicitly compute the quantile  $q_{\alpha}^{\overline{G}}(T(\overline{G}Y))$  as well. For numerical integration, that could amount to  $|\mathcal{G}|^2$  computations of the test statistic. In Appendix B, we discuss a special case where everything can be done analytically without much effort.*

## 5.2 Likelihood Ratio on Orbits

One thing that Lehmann & Stein (1949) did not observe is that their likelihood ratio test only compares the likelihood of  $y$  to the likelihood of other values in its orbit  $O_y$ . So, while they do define a distribution on  $\mathcal{Y}$ , only the conditional distribution on the orbits is actually used in the test. That is, the mixing distribution over the orbits is unused. Indeed, they implicitly use the distribution on  $\mathcal{Y}$  to induce a conditional distribution on orbits, and the resulting likelihood ratio statistic (8) is a likelihood ratio on  $O_y$ . As a consequence of this observation, we can generalize their main result on uniformly most powerfulness from a simple alternative on  $\mathcal{Y}$ , to the composite alternative of all distributions on  $\mathcal{Y}$  that share the same conditional distribution on the orbits.

Moreover, we can also directly construct likelihood ratio statistics based on distributions on each orbit. Specifically, let us choose a distribution  $\mathbb{P}_z$  on each orbit  $O_z$  and select  $\lambda_{[z]}$  as the unique  $\mathcal{G}$  invariant distribution on  $O_z$ ,  $z \in [\mathcal{Y}]$ . Then, we can construct a likelihood ratio statistic for each orbit:

$$\frac{d\mathbb{P}_z/d\lambda_z(y)}{\mathbb{E}_{\overline{G}} d\mathbb{P}_z/d\lambda_z(\overline{G}y)} = d\mathbb{P}_z/d\lambda_z(y),$$

where  $z \in [\mathcal{Y}]$ ,  $y \in O_z$ , and the equality follows from the fact that the denominator is equal to 1 on each orbit, as it is a density on the orbit. The latter argument did not apply in (8), as  $d\mathbb{P}_{\mathcal{Y}}/d\lambda$  is only a density on  $\mathcal{Y}$ , which needs not integrate to 1 on each orbit.

Moreover, this indeed yields an  $e$ -value for  $H_0^{\mathcal{G}}$ , as shown in the following proposition.

**Proposition 1.** *The statistic  $d\mathbb{P}_z/d\lambda_z(Y)$  is an exact  $e$ -value under  $H_0^{\mathcal{G}}$ .*

*Proof.* Notice that

$$\begin{aligned} \mathbb{E}_Y d\mathbb{P}_Y/d\lambda_Y(Y) &= \mathbb{E}_Y \mathbb{E}_{\overline{G}} d\mathbb{P}_{\overline{G}Y}/d\lambda_{\overline{G}Y}(\overline{G}Y) \\ &= \mathbb{E}_Y \mathbb{E}_{\overline{G}} d\mathbb{P}_{[Y]}/d\lambda_{[Y]}(\overline{G}Y) \\ &= \mathbb{E}_Y 1 = 1. \end{aligned}$$

Here, we use the  $Y \stackrel{d}{=} \overline{G}Y$  characterization of invariance, where  $\overline{G}$  is uniform on the group  $\mathcal{G}$  independently of  $Y$ , and the fact that the distributions are specified on the orbits.  $\square$

### 5.3 Likelihood Ratio on the group $\mathcal{G}$

As noted in the previous section, the likelihood ratio statistics we considered so far are essentially constructed in an orbit-by-orbit fashion. In this section, we present an approach that works across orbits, by defining a likelihood ratio on the group  $\mathcal{G}$  itself, and then mapping from  $\mathcal{Y}$  to the group.

In order to construct a likelihood ratio statistic for group invariance, we first introduce some tools from Chapter 7 of Kallenberg (2017). Chiu & Bloem-Reddy (2023) also provide an excellent survey of the tools that are relevant in the context of testing group invariance, and (as far as we are aware) they are the first to use the inversion kernel  $\gamma$  (defined below) in this context.

If the group acts freely on  $\mathcal{Y}$ , then we can uniquely define a map  $\gamma : \mathcal{Y} \rightarrow \mathcal{G}$  that takes in an element  $y$  and returns the element  $G$  that carries the representative element in the orbit  $[y]$  to  $y$ . That is,  $\gamma$  is defined as  $\gamma(y)[y] = y$ . A group action is free if on every orbit, each element corresponds to a unique element of the group, so that  $Gy = y$  implies  $G = I$ . For example, if no element in  $\mathcal{X}^m$  has duplicate entries, then the group of permutations acts freely on it.

If the group action is not free, then there may exist multiple elements in  $\mathcal{G}$  that carry  $[y]$  to  $y$ , so that  $\gamma(y)$  is not uniquely defined. In that case,  $\gamma(y)$  will be viewed as uniformly drawn from the elements in  $\mathcal{G}$  that carry  $[y]$  to  $y$ , which is well-defined by Theorem 7.14 in Kallenberg (2017). This gives us  $\gamma(x)[y] = y$  almost surely. Appendix A contains a concrete illustration of a setting where  $\gamma$  is randomized in this manner, and an intuition of why it is possible to construct a uniform draw from such elements.

We can now use  $\gamma$  to obtain an alternative characterization of  $\mathcal{G}$  invariance of a random variable:

$$\gamma(Y) \stackrel{d}{=} \overline{G},$$

where  $\overline{G}$  is uniformly (Haar) distributed on  $\mathcal{G}$  (see e.g. Chiu & Bloem-Reddy 2023). Let us denote this uniform probability measure by  $\mathbb{P}_{\mathcal{G}}^0$ .

We first consider a simple alternative hypothesis  $\mathcal{P}_{\mathcal{G}}^1 = \{\mathbb{P}_{\mathcal{G}}^1\}$ , where  $\mathbb{P}_{\mathcal{G}}^1$  is some non-uniform probability measure on  $\mathcal{G}$ , that is absolutely continuous with respect to the Haar measure  $\mathbb{P}_{\mathcal{G}}^0$ . We can then define the likelihood ratio as

$$d\mathbb{P}_{\mathcal{G}}^1/d\mathbb{P}_{\mathcal{G}}^0(G), \text{ for all } G \in \mathcal{G}. \quad (9)$$

If we view  $\mathcal{G}$  as our sample space, the resulting likelihood ratio test is equivalent to substituting the likelihood ratio as a test statistic into the test described in Section 4.1, which delivers the appropriate threshold since it is exact. By the Neyman-Pearson lemma, such a test is uniformly most powerful for testing invariance against  $\mathbb{P}_{\mathcal{G}}^1$ .

While this likelihood ratio is defined on  $\mathcal{G}$ , it can easily be transferred to our original sample space  $\mathcal{Y}$  through  $\gamma$ . Indeed, we can define the likelihood ratio statistic

$$d\mathbb{P}_{\mathcal{G}}^1/d\mathbb{P}_{\mathcal{G}}^0(\gamma(y)). \quad (10)$$

To understand what alternatives this statistic picks up, first notice that if the distribution  $\mathbb{P}_G^z$  of  $\gamma(y)$  induced by a simple alternative  $\mathbb{P}_z$  on  $O_z$  is the same for each orbit  $z \in [\mathcal{Y}]$ , then the resulting group invariance test is uniformly most powerful. Moreover, if we specify an alternative on  $\mathcal{Y}$  and the distributions do not coincide, then the test is most powerful against the average of the distributions  $\mathbb{P}_G^z$ , weighted by the mixture distribution over the orbits. That is, it can be viewed as testing against the ‘average’ type of non-invariance that is expressed by the alternative.

This indeed yields an exact  $e$ -value for  $H_0^\mathcal{G}$ .

**Proposition 2.** *The statistic  $d\mathbb{P}_G^1/d\mathbb{P}_G^0(\gamma(Y))$  is an exact  $e$ -value for  $H_0^\mathcal{G}$ .*

*Proof.* Using the fact that  $\gamma(Y) \stackrel{d}{=} \overline{G}$  if  $Y$  is in  $H_0^\mathcal{G}$ , we find

$$\mathbb{E}_Y d\mathbb{P}_G^1/d\mathbb{P}_G^0(\gamma(Y)) = \mathbb{E}_{\overline{G}} d\mathbb{P}_G^1/d\mathbb{P}_G^0(\overline{G}) = 1,$$

as  $\overline{G} \stackrel{d}{\sim} \mathbb{P}_G^0$ . □

## 5.4 Relationship between the different likelihood ratios

To see the connection between the three different types of likelihood ratios, suppose that we have a simple alternative  $\mathbb{P}_Y$  on  $\mathcal{Y}$ . Then, we can construct the likelihood ratio statistic of the first flavor, that was inspired by Lehmann & Stein (1949). This likelihood ratio can be equivalently obtained by disintegrating this distribution into conditional distributions  $\mathbb{P}_z$  on each orbit  $z \in [\mathcal{Y}]$ , and defining likelihood ratios on orbits as in Section 5.2. Alternatively, we can consider the distribution  $\mathbb{P}_G^z$  of  $\gamma(Z)$  on  $\mathcal{G}$ , induced by  $Z \sim \mathbb{P}_z$  on each orbit. Then, by mixing the resulting distributions  $\mathbb{P}_G^z$  by the induced distribution of  $\mathbb{P}_Y$  over the orbits, we obtain the alternative we can use for the likelihood ratio statistic based on  $\mathcal{G}$ . Of course, we may also specify such a distribution directly.

If the group action of  $\mathcal{G}$  on  $\mathcal{Y}$  is transitive, which means that there is just one orbit, then our orbit-based approach coincides with that of Lehmann & Stein (1949). Moreover, if  $\mathcal{Y} = \mathcal{G}$ , then the group action is automatically transitive and free, so that all three approaches are equivalent.

## 6 LR for group invariance against normality

In this section, we apply our likelihood ratios to test for invariance under a group of orthonormal matrices against a normal distribution with a location shift. If we include all orthonormal matrices, this yields clean connections to parametric theory and Student’s  $t$ -test. Moreover, we also consider exchangeability, which reveals an interesting relationship to the softmax function. In addition, we consider sign-symmetry, which turns out to result in an  $e$ -process that works regardless of the dependence structure of  $X = X_1, X_2, \dots$ . In addition, we provide some practical guidance for what to do under a composite alternative.

We start with an exposition of the invariance-based concepts for the orthogonal group  $O(d)$  that consists of all orthonormal matrices.

## 6.1 Sphericity

Suppose that  $\mathcal{Y} = \mathbb{R}^d \setminus \{0\}$  and  $\mathcal{G} = O(d)$  is the orthogonal group, which can be represented as the collection of all orthonormal matrices. The orbits  $O_y = \{z \in \mathcal{Y} \mid z = Gy, \exists G \in \mathcal{G}\}$  of  $\mathcal{G}$  in  $\mathbb{R}^d$  are the concentric  $d$ -dimensional hyperspheres. Each of these hyperspheres can be uniquely identified with their radius  $\mu > 0$ . To obtain a  $\mathcal{Y}$ -valued orbit representative, we multiply  $\mu$  by an arbitrary unit  $d$ -vector  $\iota$  to obtain  $\mu\iota$ . For example  $y$  lies on the orbit  $O_y$  that is the  $d$ -dimensional hypersphere with radius  $\|y\|_2$ , and has orbit representative  $[y] = \|y\|_2 \iota$ .

For simplicity, we now first focus on the subgroup  $SO(2)$  of  $O(2)$ , which exactly describes the (orientation-preserving) rotations of the circle, and has the same orbits as  $O(2)$ . The reason we focus on  $SO(2)$ , is because its group acts freely on each concentric circle. As a consequence, every element in the group can be uniquely identified with an element on the unit circle  $S^2$ . We choose to identify the identity element with  $\iota$ , and we identify every element of  $SO(2)$  with the element on the circle that we obtain if that rotation is applied to  $\iota$ . We denote the induced group action of  $S^2$  on  $\mathcal{Y}$  by  $\circ$ .

We can then define our kernel inversion map  $\gamma$  as  $\gamma(y) = y/\|y\|_2$ . To see that  $\gamma$  indeed conforms to its definition, observe that

$$\gamma(y)[y] = [(y/\|y\|_2) \circ \iota] \|y\|_2 = (y/\|y\|_2) \|y\|_2 = y, \quad (11)$$

where the second equality follows from the fact that the action of  $(y/\|y\|_2)$  on  $\iota$ , rotates  $\iota$  to  $y/\|y\|_2$ . Invariance of an  $\mathcal{Y}$ -valued random variable  $Y$  under  $\mathcal{G}$ , also known as sphericity, can then be formulated as ‘ $\gamma(Y)$  is uniform on  $S^2$ ’.

For  $O(2)$  or the general  $d > 2$  case, the group action is no longer free on each orbit. As a result there may be multiple group actions that carry  $\iota\|y\|_2$  to a point  $y$  on the hypersphere. While this may superficially seem like a potentially serious issue, we view  $\gamma(y)$  as uniformly drawn from all the ‘rotations’ that carry  $\iota\|y\|_2$  to  $y$ . As a result, the only difference is that (11) will now hold almost surely, which suffices for our purposes.

## 6.2 Likelihood ratio on $\mathcal{Y}$

This section can be seen as a generalization of the example in the final paragraph of Lehmann & Stein (1949), who only consider spherical invariance.

Suppose that  $Y \sim \mathcal{N}_d(\mu\iota, I)$  on  $\mathbb{R}^d \setminus \{0\}$ ,  $\mu \geq 0$  under the alternative and  $\mathcal{G}$  invariance under the null hypothesis. The alternative is spherical if and only if  $\mu = 0$ . We start by considering  $\mathcal{G} = O(d)$ . The  $\mathcal{Y}$ -based likelihood ratio test is given by

$$1/(2\pi)^{d/2} \exp \left\{ -\frac{1}{2} \|y - \mu\iota\|_2^2 \right\} > q_\alpha^{\bar{G}} \left( 1/(2\pi)^{d/2} \exp \left\{ -\frac{1}{2} \|\bar{G}y - \mu\iota\|_2^2 \right\} \right),$$

where  $\bar{G}$  is uniformly distributed on all orthonormal matrices. This is equivalent to

$$-y'y + 2\mu\iota'y - \mu^2 > q_\alpha^{\bar{G}} (-y'y + 2\mu\iota'\bar{G}y - \mu^2)$$

and

$$\iota'y > q_\alpha^{\bar{G}} (\iota'\bar{G}y),$$

which is independent of  $\mu$  and equal to the  $t$ -test by Theorem 6 in Koning & Hemerik (2023). As already shown by Lehmann & Stein (1949), the  $t$ -test is uniformly most powerful for testing spherical invariance against  $\mathcal{N}_d(\mu, I)$ .

Moreover, this test can also be written as

$$\iota' y / \|y\|_2 > q_\alpha^{\overline{G}}(\iota' \overline{G} \iota),$$

as  $q_\alpha^{\overline{G}}(\iota' \overline{G} y) = q_\alpha^{\overline{G}}(\iota' \overline{G} \iota \|y\|_2) = \|y\|_2 q_\alpha^{\overline{G}}(\iota' \overline{G} \iota)$ . Then, as the rejection event does not change if we apply a strictly increasing function to both sides, we can even conclude that the  $t$ -test is equivalent to any spherical group invariance test based on a test statistic that is increasing in  $\iota' y / \|y\|_2$ .

A straightforward derivation shows that the likelihood ratio statistic is

$$\exp\{\mu y' \iota\} / \mathbb{E}_{\overline{G}}[\exp\{\mu y' \overline{G} \iota\}]. \quad (12)$$

To obtain the likelihood ratio for other groups  $\mathcal{G}$  of orthonormal matrices, we can simply compute the normalization constant in (12) with  $\overline{G}$  uniform on the group of interest. This includes the group of permutation matrices for testing exchangeability against normality (see Section 6.4), and the group of sign-flipping matrices for testing symmetry against normality (see Section 6.5). The resulting likelihood ratio test is also uniformly most powerful for testing  $\mathcal{G}$  invariance against  $\mathcal{N}_d(\mu, I)$ .

### 6.3 Likelihood ratio on orbits

The conditional distribution of  $Y \sim \mathcal{N}_d(\mu, I)$  on each orbit is proportional to  $\exp(\mu' y)$ , where  $y$  is on the orbit with radius  $\|y\|_2$ . For  $\|y\|_2 = 1$ , this coincides with the von Mises-Fisher distribution. Notice that this density is uniform on each orbit if and only if  $\mu = 0$ , so that the likelihood ratio with respect to sphericity is proportional to  $\exp(\mu' y)$ , and coincides with the one from previous section:

$$\exp\{\mu y' \iota\} / \mathbb{E}_{\overline{G}}[\exp\{\mu y' \overline{G} \iota\}].$$

Applying our argument from Section 5.2, this implies that the  $t$ -test is uniformly most powerful against the composite alternative of all distributions on  $\mathcal{Y}$  whose conditional distributions on the orbits of  $O(d)$  are proportional  $\exp(\mu' y)$ . This generalizes the observation by Lehmann & Stein (1949) who only conclude optimality against  $\mathcal{N}(\mu, I)$ .

### 6.4 Relationship to softmax

The likelihood ratio in (12) is strongly related to the softmax function. Indeed, if we choose  $\overline{G}$  to be uniform on permutation matrices (which form a subgroup of the orthonormal matrices) and  $\iota = (1, 0, \dots, 0)$  this reduces to

$$\frac{\exp\{\mu y_1\}}{\frac{1}{d} \sum_{i=1}^d \exp\{\mu y_i\}}.$$

This is exactly the softmax function with ‘temperature’  $\mu \geq 0$ . Hence, the softmax function can be viewed as a likelihood ratio statistic for testing exchangeability (permutation invariance) against  $\mathcal{N}((\mu, 0, \dots, 0), I)$ . More generally, it is the likelihood ratio statistic for testing exchangeability on the orbit  $O_Y = \{PY \mid P \in \text{permutations}\}$  against the conditional distribution of  $\mathcal{N}((\mu, 0, \dots, 0), I)$  on  $O_Y$ .

## 6.5 Testing symmetry

Suppose  $\mathcal{Y} = \mathbb{R}$  and  $\mathcal{G} = \{-1, 1\}$ . Then, invariance of  $Y$  under  $\mathcal{G}$  is also known as ‘symmetry’ about 0, defined as  $Y \stackrel{d}{=} -Y$ . For testing symmetry against our normal location model with  $\iota = 1$ , the likelihood ratio is

$$\exp\{\mu' y\} / \mathbb{E}_{\bar{G}} \exp\{\iota' \bar{G} y\} = 2 \exp\{\mu y\} / [\exp\{\mu y\} + \exp\{-\mu y\}],$$

This can be generalized to  $\mathcal{Y} = \mathbb{R}^d$  and  $\mathcal{G} = \{-1, 1\}^d$  and  $\iota = d^{-1/2}(1, \dots, 1)'$ . The likelihood ratio then becomes

$$\exp\{\mu' y\} / \mathbb{E}_{\bar{g}} \exp\{d^{-1/2} \mu \bar{g}' y\} = \prod_{i=1}^d \exp\{d^{-1/2} \mu y_i\} / \mathbb{E}_{\bar{g}_i} \exp\{d^{-1/2} \mu \bar{g}_i y_i\},$$

where  $\bar{g}$  is a  $d$ -vector of i.i.d. Bernoulli distributed random variables on  $\{-1, 1\}$  with probability .5.

For more work on testing symmetry sequentially, see de la Peña (1999) and Ramdas et al. (2022a). They consider different types of test statistics.

**Remark 4.** *Interestingly, for this particular choice of  $\iota$ , the likelihood nicely factorizes so that the  $e$ -process constructed from multiplying these likelihood ratios is valid even if  $X_1, X_2, \dots$  are not independent but only symmetric under the null hypothesis. This may be attractive in the presence of heteroskedasticity and dependence under the null hypothesis.*

## 6.6 Selecting the temperature

In practice, the alternative value of  $\mu$  is typically unknown so that it must be chosen as a hyperparameter, which we will denote by  $\kappa$  and refer to as the ‘temperature’, as in Section 6.4.

The connection to the likelihood ratio gives us a practical guide for how to set this temperature. In particular, if we believe that the ‘signal’  $\mu$  is strong, then we should choose a high temperature  $\kappa$ . On the other hand, if we believe the signal is weak, then we should set a low temperature  $\kappa$ .

In our simulation study, we see that choosing  $\mu = \kappa$  yields good overall results. Moreover, we find that a higher temperature is better if we are impatient (i.e. want as much power as possible early), and a lower temperature is better if we are patient (i.e. want more power in the long run).

## 6.7 Sphericity likelihood ratio on $\mathcal{G}$

In this section, we reduce ourselves to  $d = 2$  and  $SO(2)$ , so that the group action is free and the group will be easy to represent. If  $Y \sim \mathcal{N}_2(\mu, I)$ , then  $\gamma(Y) = Y / \|Y\|_2$  follows a so-called projected normal distribution  $\mathcal{PN}_2(\mu, I)$ . Its density with respect to the uniform distribution on  $S^2$  is

$$\frac{\exp\{-\frac{1}{2}\mu^2\}}{2\pi} \left( 1 + \mu' v \frac{\Phi(\mu' v)}{\phi(\mu' v)} \right),$$



where  $v \in S^2$ ,  $\Phi$  is the normal cdf and  $\phi$  the pdf (Presnell et al., 1998; Watson, 1983). For  $\mu = 0$ , this reduces to  $1/2\pi$ , so the likelihood ratio with respect to the uniform distribution on  $S^2$  is

$$\exp\{-\tfrac{1}{2}\mu^2\} \left(1 + \mu'v \frac{\Phi(\mu'v)}{\phi(\mu'v)}\right).$$

As a result, the likelihood ratio on  $\mathcal{Y}$  is

$$dP_G^1/dP_G^0(\gamma(y)) = \exp\{-\tfrac{1}{2}\mu^2\} \left(1 + \mu'\gamma(y) \frac{\Phi(\mu'\gamma(y))}{\phi(\mu'\gamma(y))}\right) = \exp\{-\tfrac{1}{2}\mu^2\} \left(1 + \mu'y/\|y\|_2 \frac{\Phi(\mu'y/\|y\|_2)}{\phi(\mu'y/\|y\|_2)}\right)$$

which is an increasing function in  $\mu'y/\|y\|_2$  if  $\mu > 0$ . As the likelihood ratio is increasing in  $\mu'y/\|y\|_2$ , the likelihood ratio test is also equivalent to the  $t$ -test.

## 7 Simulations

### 7.1 Spherical $e$ -process and the $t$ -test

In this simulation study, we compare the performance of Student's  $t$ -test to our proposed  $e$ -process for testing spherical invariance against a normal location shift.

We sequentially observe draws  $X = X_1, X_2, \dots$ , where  $X_i \sim \mathcal{N}(\mu, I)$  for  $i = 1, 2, \dots$ ,  $\mu \geq 0$ . We aim to test the null hypothesis that  $X$  is sequentially spherical: the subvector  $X_{[1:t]}$  is spherical for all  $t$ . For simplicity, we assume that we test at fixed intervals, so that the data arrives in equally sized batches  $X_{B_1}, X_{B_2}, \dots$ , and the level of our test is  $\alpha = 0.05$ .

We consider our  $e$ -process based on the likelihood ratio for testing spherical invariance against  $\mathcal{N}_{|B_i|}(|B_i|^{1/2}\mu, I)$ . This  $e$ -process is given by

$$\prod_{i=1}^t \exp\{\kappa \iota' X_{B_i}\} / \mathbb{E}_{\bar{G}} \exp\{\kappa \iota' \bar{G} X_{B_i}\},$$

where  $\bar{G}$  is uniform on  $O(|B_i|)$ , for a temperature  $\kappa \geq 0$ . If  $\mu$  is known under the alternative, the recommended temperature from Section 6.6 is  $\kappa^* = |B_i|^{1/2}\mu$ . This  $e$ -process can be easily computed as explained in Appendix B.

Based on 10 000 simulations, Figure 1 reports the proportion of  $e$ -processes that have exceeded  $1/\alpha$  at any point before time  $t$ , for temperatures  $\kappa = \beta\kappa^*$  under the alternative and  $\kappa = \beta$  under the null, where  $\beta \in \{.5, 1, 2\}$ . The figure also shows the proportion of  $t$ -tests that were rejected at any point before time  $t$ , as well as the proportion of  $t$ -tests that were rejected at time  $t$ . The former can be viewed as the power of an invalid ‘online  $t$ -test’ that rejects as soon as the  $p$ -value dips below  $\alpha$ , quickly loses control of size.

In the left plot, we see that the invalid ‘online  $t$ -test’ quickly loses control of size. The ‘static’  $t$ -test has exact size  $\alpha$ , as expected. Our  $e$ -processes also control size, with the higher temperatures having larger size. In the right plot, we see that the power curve of our  $e$ -process for  $\kappa = \kappa^*$  runs roughly parallel to that of the  $t$ -test, but with somewhat lower power. This loss of power is of course traded against the online validity.

For temperatures  $\kappa^*/2$  and  $2\kappa^*$ , the power curves are no longer ‘parallel’ with those of the  $t$ -test, but neither is dominated by the choice  $\kappa^*$ . In particular, the higher temperature

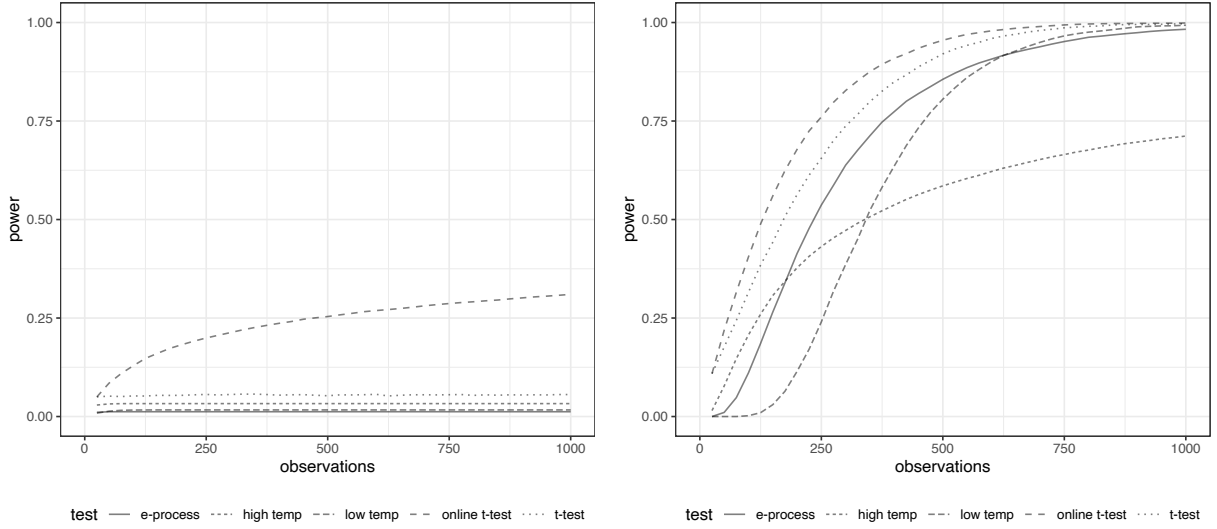


Figure 1: Estimated size (left) and power (right) curves over the number of observations, for the  $t$ -test, our spherical  $e$ -process with  $\kappa \in |B_i|^{1/2}\mu \times \{.5, 1, 2\}$  (left) and  $\kappa \in |B_i|^{1/2} \times \{.5, 1, 2\}$  (right) (‘low temp’, ‘ $e$ -process’, ‘high temp’), and an ‘invalid’ version of the  $t$ -test (‘online  $t$ -test’) that rejects as soon as the  $p$ -value dips under the level  $\alpha = .05$ . The left plot is for  $\mu = 0$  and the right plot for  $\mu = .15$ . Both are based on 10 000 simulations and a batch size of 25.

exceeds early on, whereas the lower temperature exceeds in the long run. To summarize, a higher temperature setting is advisable if we are impatient, while a lower setting is preferable if we have more patience.

We also conducted additional experiments varying the batch sizes from 1 to 100 and altering the significance levels. However, the outcomes largely mirrored the findings discussed above.

## 7.2 Case-control experiment

In this simulation study, we consider a hypothetical case-control experiment, where units are assigned to each case uniformly at random. In each interval of time, we receive the outcomes of a number of treated and control units, where the number of both units is Poisson distributed with parameter  $\theta > 0$  and a minimum of 1. We will assume that the outcomes of the treated units are  $\mathcal{N}(\mu_t, 1)$ -distributed and the outcomes of the controls are  $\mathcal{N}(\mu_c, 1)$ -distributed. As a batch of data, we will consider the combined observations of both the treated and control units that arrived in the previous interval of time.

As a result, a batch  $X_B$  of  $n$  outcomes, consisting of  $n_t$  treated and  $n_c$  control units, can be represented as

$$X_B \sim \begin{bmatrix} 1_{n_t} \mu_t \\ 1_{n_c} \mu_c \end{bmatrix} + \mathcal{N}(0, I),$$

where  $1_{n_t}$  and  $1_{n_c}$  denote a vector of  $n_t$  and  $n_c$  ones, respectively, where the first  $n_t$  elements correspond to the treated units, without loss of generality.

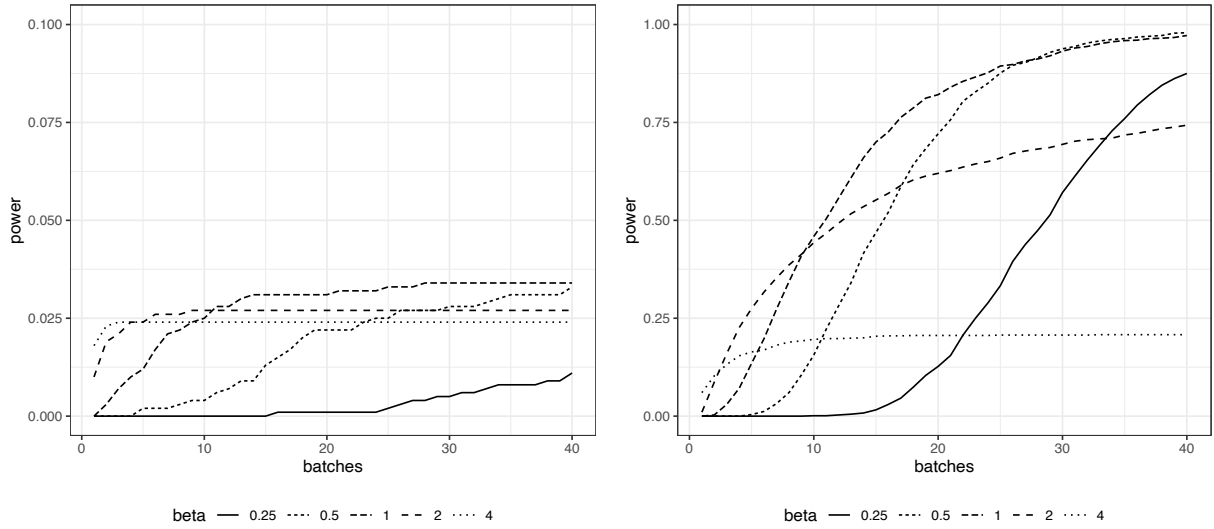


Figure 2: Proportion of tests that rejected so far at each moment against the number of observed batches at  $\alpha = 0.05$ , with  $\mu_t = 0$  (left) and  $\mu_t = 0.2$  (right), for temperatures  $\kappa \in 2^{\{-2, -1, 0, 2, 1\}}$  (left) and  $\kappa = \kappa^* \times \beta$  with  $\beta \in 2^{\{-2, -1, 0, 2, 1\}}$  (right), where  $\kappa^* \approx .6$ . Both plots are based on 1 000 simulations. The number of treatment and control units in each batch are Poisson distributed with parameter  $\theta = 25$ .

For our simulations, we consider the arrival of 40 batches with  $\theta = 25$ . Without loss of generality, we choose  $\mu_c = 0$  and vary  $\mu_t \geq 0$ .

We use our  $e$ -process based on the likelihood ratio for testing exchangeability against  $\mathcal{N}_n(\kappa\iota, I)$ , with  $\iota = n^{-1/2}(1_{n_t}, -1_{n_c})$ , for various choices of the temperature  $\kappa \geq 0$ . Based on the arguments in Section 5.2, a good temperature would be  $\kappa^* = n^{1/2}(\mu_t - \mu_c)/2$ , in which case the  $e$ -values that our  $e$ -process consists of exactly coincide with the likelihood ratio statistics. We estimate the normalization constant  $\mathbb{E}_{\bar{G}} \exp \{ \kappa \iota' \bar{G} X \}$ , where  $\bar{G}$  is uniform on the permutation matrices, by using 100 Monte Carlo draws.

In Figure 2, we report proportion of tests that have been rejected up until each point in time at level  $\alpha = 0.05$  for various temperatures. Considering the plot on the left, all the tests seem to control size. Looking at the plot on the right, we see that the best performing temperature changes over the amount of data that has been observed. Indeed, higher values for  $\kappa$  yield a lot of power early, but dwindle later on whereas lower values of  $\kappa$  do better in the long run. Moreover, we see that  $\kappa^*$  seems to obtain a good balance between both worlds.

### 7.3 Strongly dependent symmetric data

In this section, we consider testing sign-symmetric as in Section 6.5. By Remark 4, this likelihood ratio results a valid  $e$ -process regardless of the dependence structure in the sequence  $X = X_1, X_2, \dots$ . To illustrate this, we consider a simulation study for data that is strongly dependent and sign-symmetric under the null hypothesis. In particular, we generate

$$X_i \sim \bar{b}X_{i-1} + \mathcal{N}_1(0, 1), \quad (13)$$

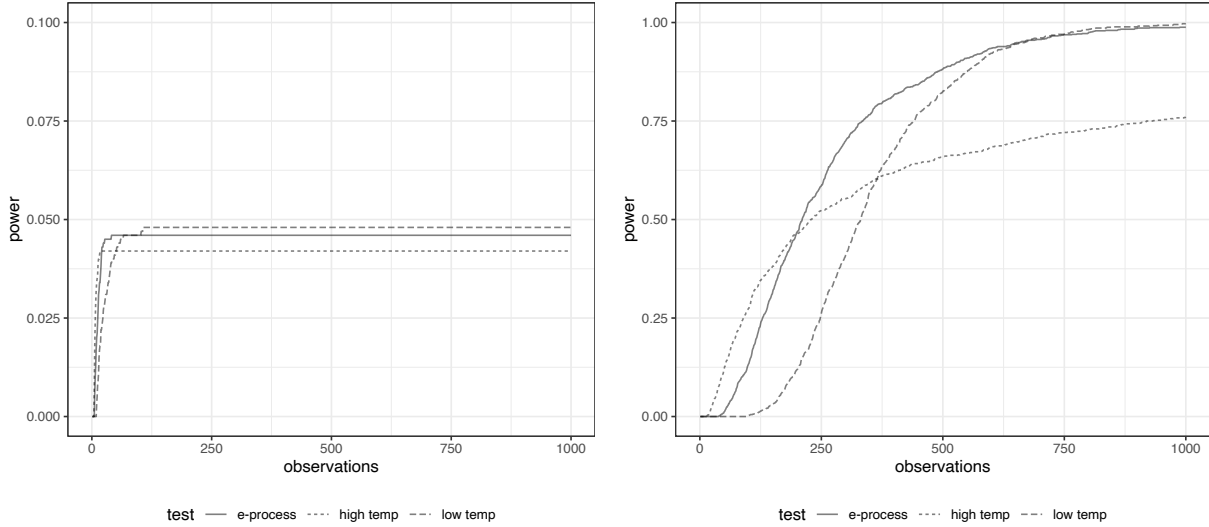


Figure 3: Proportion of tests that rejected so far at each moment against the number of observed batches at  $\alpha = 0.05$ , for the highly dependent null in (13) (left) and normal alternative (right), using temperatures  $\{.5, 1, 2\}$  (left) and  $\{.075, .15, .3\}$  (right). The plots are based on 1000 simulations and a batch size of 1.

with  $X_1 \sim \mathcal{N}(0, 1)$  and where  $\bar{b}$  is uniform on  $\{-1, 1\}$ .

The results are displayed in the left plot of Figure 3 for a batch size of 1, level  $\alpha = .05$ , and temperatures  $\kappa \in \{.5, 1, 2\}$ . There, we see that our  $e$ -process is indeed valid. In the plot on the right, we show that the test is powerful against non-symmetric data, by considering  $X_i \sim \mathcal{N}(.15, 1)$  with  $\kappa \in \{.075, .15, .3\}$  and a batch size of 1. We also considered an alternative with a mean shift of (13). There, we found the test has power but quickly ran into numerical issues as the components of the likelihood ratio became extremely large, which was not easy to overcome in the denominator.

## 8 Acknowledgements

We would like to thank Sam van Meer, Will Hartog, Yaniv Romano, Jake Soloff and Stan Koobs for useful discussions. Part of this research was performed while the author was visiting the Institute for Mathematical and Statistical Innovation (IMSI), which is supported by the National Science Foundation (Grant No. DMS-1929348).

## A Example: LR for exchangeability

In this section, we discuss a toy example of permutations on a small and finite sample space. While not as statistically interesting as the examples in Section 6, it is more tangible as the group itself is finite and easy to understand.

## A.1 Exchangeability on a finite sample space

Suppose our sample space  $\mathcal{Y}$  consists of the vectors  $[1, 2, 3]$ ,  $[1, 1, 2]$  and all their permutations. As a group  $\mathcal{G}$ , we consider the permutations on 3 elements, which we will denote by  $\{abc, acb, bac, bca, cab, cba\}$ . For example,  $bac$  represents the permutation that swaps the first two elements.

The orbits are then given by all permutations of  $[1, 2, 3]$  and  $[1, 1, 2]$

$$O_{[1,1,2]} = \{[1, 1, 2], [1, 2, 1], [2, 1, 1]\},$$

and

$$O_{[1,2,3]} = \{[1, 2, 3], [1, 3, 2], [2, 1, 3], [2, 3, 1], [3, 1, 2], [3, 2, 1]\}.$$

As  $\mathcal{Y}$ -valued orbit representatives, we pick the unique element in the orbit that is sorted in ascending order:  $[1, 1, 2]$  and  $[1, 2, 3]$ . Notice that the group action of  $\mathcal{G}$  is free on  $O_{[1,2,3]}$  but not free on  $O_{[1,1,2]}$ .

For simplicity, let us restrict ourselves to  $O_{[1,2,3]}$  first. On this orbit, the map  $\gamma$  is defined as the unique permutation that brings the element  $[1, 2, 3]$  to  $z \in O_{[1,2,3]}$ . Moreover, on this orbit, the null hypothesis then states that  $\gamma(Y)$  is uniform on the permutations, which in this case is equivalent to the hypothesis that  $Y$  is uniform on  $O_{[1,2,3]}$ .

Now let us restrict ourselves to  $O_{[1,1,2]}$ . On this orbit, there are multiple permutations that may bring a given element back to  $[1, 1, 2]$ . For example, both  $bac$ , as well as the identity permutation  $abc$  bring  $[1, 1, 2]$  to itself. More generally, any permutation that brings  $[1, 1, 2]$  to  $z \in O_{[1,1,2]}$ , can be preceded by  $bac$ , and the result still brings  $[1, 1, 2]$  to  $z \in O_{[1,1,2]}$ . Even more abstractly speaking, let  $\mathcal{S}_{[y]} = \{G \in \mathcal{G} : G[y] = [y]\}$  be the stabilizer subgroup of  $[y]$  (the subgroup that leaves  $[y]$  unchanged). Then, if  $G^* \in \mathcal{G}$  carries  $[y]$  to  $y$ , so does any element of  $G^*\mathcal{S}_{[y]}$ .

To construct  $\gamma$  on  $O_{[1,1,2]}$ , let  $\bar{\mathcal{S}}_{[y]}$  denote a uniform distribution on  $\{abc, bac\}$ , which is also well-defined in the general case as  $\mathcal{S}_{[y]}$  is a compact subgroup and so admits a Haar probability measure. Moreover, let  $G_y$  be an arbitrary permutation that carries  $[y]$  to  $y$ , say  $G_{[1,1,2]} = abc$ ,  $G_{[1,2,1]} = acb$  and  $G_{[2,1,1]} = cba$ . Then, we define  $\gamma(y) = G_y \bar{\mathcal{S}}_{[y]}$ . Concretely, this means that  $\gamma([1, 1, 2]) \sim \text{Unif}(abc, bac)$ ,  $\gamma([1, 2, 1]) \sim \text{Unif}(acb, bca)$  and  $\gamma([2, 1, 1]) \sim \text{Unif}(cba, cab)$ . If  $Y$  is indeed uniform on  $O_{[1,1,2]}$ , then  $G_Y$  is uniform on  $\{abc, acb, cba\}$  and so  $\gamma(Y)$  is uniform on  $\mathcal{G}$ .

The definition of  $\gamma$  on the sample space  $\mathcal{Y} = O_{[1,2,3]} \cup O_{[1,1,2]}$  is obtained by combining the definitions on the two separate orbits.

## A.2 Likelihood ratios

We start with the orbit  $O_{[1,2,3]}$ . Suppose that our alternative distribution  $P_{\mathcal{Y}}^1$  conditional on  $O_{[1,2,3]}$  is that  $Y$  is uniform on  $\{[1, 2, 3], [1, 3, 2]\}$  and all other arrangements happen with probability 0. As a density on  $O_{[1,2,3]}$ , we find

$$\begin{cases} 0.5, & \text{if } y \in \{[1, 2, 3], [1, 3, 2]\}, \\ 0, & \text{otherwise.} \end{cases}$$

As the density under the null is  $1/6$  for each arrangement, the likelihood ratio is given by

$$\begin{cases} 3, & \text{if } y \in \{[1, 2, 3], [1, 3, 2]\}, \\ 0, & \text{otherwise.} \end{cases}$$

Since the group action is free on the orbit  $O_{[1,2,3]}$ ,  $\gamma$  is a bijection between  $O_{[1,2,3]}$  and the group, so likelihood ratio is

$$\begin{cases} 3, & \text{if } G \in \{abc, acb\}, \\ 0, & \text{otherwise.} \end{cases}$$

Now let us consider the orbit  $O_{[1,1,2]}$ . Suppose that our alternative  $P_y^1$  conditional on  $O_{[1,1,2]}$  is that  $Y$  equals  $[1, 1, 2]$  with probability 1. The likelihood ratio on our orbit then becomes

$$\begin{cases} 3, & \text{if } y = [1, 1, 2], \\ 0, & \text{otherwise.} \end{cases}$$

In this case, the group action is not free, as both  $abc$  and  $bac$  are permutations that carry  $[1, 1, 2]$  to itself. As a consequence  $\gamma([1, 1, 2]) \sim \text{Unif}(abc, bac)$ . This induces the following likelihood ratio on  $\mathcal{G}$ :

$$\begin{cases} 3, & \text{if } G \in \{abc, bac\}, \\ 0, & \text{otherwise.} \end{cases}$$

Now let us consider a likelihood ratio on  $\mathcal{Y}$ . For this, it is insufficient that we have an alternative on both  $O_{[1,2,3]}$  and  $O_{[1,1,2]}$ , separately. We need to additionally specify the probability that  $Y$  lands in  $O_{[1,2,3]}$  and  $O_{[1,1,2]}$  under the alternative. For simplicity, let us assume that the probability of each orbit is  $1/2$ . The likelihood ratio on  $\mathcal{Y}$  can then be derived to be

$$\begin{cases} 3/2, & \text{if } y \in \{[1, 2, 3], [3, 2, 1], [1, 1, 2]\}, \\ 0, & \text{otherwise.} \end{cases}$$

The likelihood ratio this induces on  $\mathcal{G}$  is

$$\begin{cases} 3/2, & \text{if } G \in \{abc, bac\}, \\ 3, & \text{if } G = abc, \\ 0, & \text{otherwise,} \end{cases}$$

which is exactly the weighted average of the likelihood ratios on  $\mathcal{G}$  that were induced on the individual orbits, weighted by the probability of each orbit.

## B Finding the normalization constant analytically

For the likelihood ratio in Sections 6.2 and 6.3, we can easily compute the normalization constant under sphericity. The key trick is to use the fact that  $\iota' \overline{G} y / \|y\|_2$  follows

a  $\text{Beta}(\frac{d-1}{2}, \frac{d-1}{2})$  distribution on the interval  $[-1, 1]$ . The normalization constant is then equal to its moment generating function:

$$\mathbb{E}_{\bar{G}} \exp(\mu' \bar{G} y) = 1 + \mu \|y\|_2 \mathbb{E}_{\bar{G}} \tilde{B} + \mu^2 \|y\|_2^2 \mathbb{E}_{\bar{G}} \tilde{B}^2 / 2! + \dots,$$

where  $\tilde{B} \sim \text{Beta}(\frac{d-1}{2}, \frac{d-1}{2})$  on  $[-1, 1]$ . For this generalized beta distribution, the odd moments are all 0, since it is symmetric about 0. Moreover, the even moments are given by

$$\mathbb{E}_{\bar{G}}(\tilde{B})^{k+2} = \mathbb{E}_{\bar{G}}(\tilde{B})^k (k-1)/(n+k-2),$$

with  $\mathbb{E}_{\bar{G}}(\tilde{B})^0 = 1$  and  $n$  the dimension of  $y$ . This means the normalization constant can be easily approximated to high precision, which we exploit in our simulation studies.

## C Omitted proofs

### C.1 Proof of Theorem 1

The proof of Theorem 1 relies on Theorem 5, which in-turn relies on the de Finetti-Hewitt-Savage theorem (Barber et al. 2023, Alam 2023). This theorem states that any exchangeable sequence of random variables can be represented as a mixture of i.i.d. random variables.

**Theorem 4** (de Finetti-Hewitt-Savage). *Suppose that  $Q \in \overline{\mathcal{P}}_{\mathcal{X}}^{\infty}$ . Then, there exists a distribution  $\lambda$  on  $\mathcal{P}_{\mathcal{X}}$  so that  $Q = \mathbb{E}_{\lambda} P^{\infty}$ .*

The following result is the key to linking Theorem 4 to Theorem 1. It states that any  $e$ -process for a sequence of i.i.d. random variables is also an  $e$ -process for a sequence of exchangeable random variables.

**Theorem 5.** *If  $(e_t)_{t \geq 1}$  is a  $\mathcal{P}_{\mathcal{X}}^{\infty}$ - $e$ -process, then it is also a  $\overline{\mathcal{P}}_{\mathcal{X}}^{\infty}$ - $e$ -process.*

*Proof.* For any  $Q \in \overline{\mathcal{P}}_{\mathcal{X}}^{\infty}$ , we have

$$\sup_{Q \in \overline{\mathcal{P}}_{\mathcal{X}}^{\infty}} \sup_{\tau} \mathbb{E}^Q e_{\tau} = \sup_{Q \in \overline{\mathcal{P}}_{\mathcal{X}}^{\infty}} \sup_{\tau} \mathbb{E}_{\lambda}^Q \mathbb{E}^{P^{\infty}} e_{\tau} \leq \mathbb{E}_{\lambda}^{\lambda} \sup_{Q \in \overline{\mathcal{P}}_{\mathcal{X}}^{\infty}} \sup_{\tau} \mathbb{E}^{P^{\infty}} e_{\tau} \leq \mathbb{E}_{\lambda}^{\lambda} 1 = 1,$$

where  $\lambda$  is some distribution on  $\mathcal{P}_{\mathcal{X}}$ , which exists by Theorem 4. Moreover, the second inequality follows from the fact that  $e_t$  is an  $\mathcal{P}_{\mathcal{X}}^{\infty}$ - $e$ -process. The first inequality is a simple property of suprema and expectations.  $\square$

With Theorem 5 in hand, we are now ready to prove Theorem 1, which comes down to observing that the  $e$ -process would be valid if the data was i.i.d., and so is also valid under exchangeability.

*Proof of Theorem 1.* Let  $Q$  denote the law of  $X$ , and note that  $Q \in \overline{\mathcal{P}}_{\mathcal{X}}^{\infty}$ . If  $Q \in \mathcal{P}_{\mathcal{X}}^{\infty} \subseteq \overline{\mathcal{P}}_{\mathcal{X}}^{\infty}$ , then  $\prod_{i=1}^t e^i$  is a product of independent  $e$ -values which is valid  $e$ -process for  $Q$ . Hence,  $\prod_{i=1}^t e^i$  is a  $\mathcal{P}_{\mathcal{X}}^{\infty}$ - $e$ -process, so by Theorem 5 it is also a  $\overline{\mathcal{P}}_{\mathcal{X}}^{\infty}$ - $e$ -process.  $\square$

**Remark 5.** *A special case of Theorem 5 was proven by Ramdas et al. (2022b) for the sample space  $\mathcal{X} = \{0, 1\}$ , while Theorem 5 covers arbitrary separable metric spaces. In addition another special case of Theorem 5 is mentioned in Remark 3.4 in Vovk (2021).*

## C.2 Proof of Theorem 2

*Proof.* We start by showing that  $e_T$  is exact on each orbit  $O_y$ ,  $y \in \mathcal{Y}$ . We find

$$\begin{aligned}\mathbb{E}_{\bar{G}} e_T(\bar{G}y) &= \mathbb{E}_{\bar{G}} \frac{T(\bar{G}y)}{\mathbb{E}_{\bar{G}_2} T(\bar{G}_2 \bar{G}y)} \\ &= \mathbb{E}_{\bar{G}} \frac{T(\bar{G}y)}{\mathbb{E}_{\bar{G}_2} T(\bar{G}_2 y)} \\ &= \mathbb{E}_{\bar{G}} \frac{T(\bar{G}y)}{\mathbb{E}_{\bar{G}_2} T(\bar{G}_2 y)} \\ &= \frac{1}{\mathbb{E}_{\bar{G}_2} T(\bar{G}_2 y)} \mathbb{E}_{\bar{G}} T(\bar{G}y) \\ &= 1,\end{aligned}$$

where  $\bar{G}_2$  is independent from  $\bar{G}$  and also uniform on  $\mathcal{G}$ .

As a result, we immediately find that  $e_T$  is an exact  $e$ -value for  $H_0^{\mathcal{G}}$ , as for any  $P \in H_0^{\mathcal{G}}$ , we have

$$\mathbb{E}_Y^P e_T(Y) = \mathbb{E}_Y^P \mathbb{E}_{\bar{G}} e_T(\bar{G}Y) = \mathbb{E}_Y^P 1 = 1,$$

which proves the ‘left-to-right’ direction of the first claim.

For the ‘right-to-left’ direction, observe that if  $T$  is an exact  $e$ -value for  $H_0^{\mathcal{G}}$ , then

$$\mathbb{E}_Y^P T(Y) = \mathbb{E}_Y^P \mathbb{E}_{\bar{G}} T(\bar{G}Y) = 1,$$

for any distribution  $P$  in  $H_0^{\mathcal{G}}$ . In particular, it is true if we choose  $Y \sim \delta_y$  for any  $y \in \mathcal{Y}$ , where  $\delta_y$  denotes the Dirac measure at  $y$ . As a consequence,  $T(Y)$  is an exact  $e$ -value for  $H_0^{\mathcal{G}}$  on every orbit

$$\mathbb{E}_Y^{\delta_y} \mathbb{E}_{\bar{G}} T(\bar{G}Y) = \mathbb{E}_{\bar{G}} T(\bar{G}y) = 1.$$

Hence,

$$e_T(y) = \frac{T(y)}{\mathbb{E}_{\bar{G}} T(\bar{G}y)} = T(y).$$

Hence, if  $T$  is an exact  $e$ -value for  $H_0^{\mathcal{G}}$ , then it must be equal to some test statistic of the form  $e_T$ .

For the final claim, it suffices to observe that if an  $e$ -value is valid but not exact, then we can improve its power by adding a sufficiently small deterministic constant so that it is still valid.  $\square$

## C.3 Proof of Theorem 3

*Proof.* We start with the orbit-based likelihood ratio. Let  $\mathcal{Y}$  denote the shared sample space of  $Y_i = X_{B_i}$ ,  $i = 1, 2, \dots$ , and condition on some orbit  $O_z$ ,  $z \in [\mathcal{Y}]$ . Let  $\mathbb{P}_z$  denote the alternative distribution on the orbit  $O_z$ . The likelihood ratio on  $O_z$  is given by

$$\frac{d\mathbb{P}_z}{d\lambda_z}(y),$$



for  $y \in O_z$ . According to Theorem 8 in Koolen & Grünwald (2022), the  $e$ -process

$$e_t^z = \prod_{i=1}^t \frac{d\mathbb{P}^z}{d\lambda_z}(Y_i)$$

maximizes  $\mathbb{E}^{\mathbb{P}^z} \log e_t$  over all  $e$ -processes, for all  $t$ . Choosing  $\mathcal{Y} = \mathcal{G}$  there is only one orbit, so we immediately obtain the result for the group-based likelihood ratio. Moreover, as the property this holds for every  $z$ , it also holds for any mixture over orbits  $\mathbb{E}_Z \mathbb{E}^{\mathbb{P}^z} \log e_t$ . As a consequence, the result also holds for the orbit-based and  $\mathcal{Y}$ -based likelihood ratios.  $\square$

**Remark 6.** *The result easily extends to the composite alternative consisting of all distributions that induce the same conditional distributions on the orbits.*

## References

- Alam, I. (2023), ‘Generalizing the de finetti–hewitt–savage theorem’, *arXiv preprint arXiv:2008.08754*.
- Barber, R. F., Candes, E. J., Ramdas, A. & Tibshirani, R. J. (2023), ‘De finetti’s theorem and related results for infinite weighted exchangeable sequences’, *arXiv preprint arXiv:2304.03927*.
- Chiu, K. & Bloem-Reddy, B. (2023), ‘Non-parametric hypothesis tests for distributional group symmetry’, *arXiv preprint arXiv:2307.15834*.
- Chung, J. H. & Fraser, D. A. S. (1958), ‘Randomization tests for a multivariate two-sample problem’, *Journal of the American Statistical Association* **53**(283), 729–735.
- de la Peña, V. H. (1999), ‘A general class of exponential inequalities for martingales and ratios’, *The Annals of Probability* **27**(1), 537–564.
- Grünwald, P., de Heide, R. & Koolen, W. (2023), ‘Safe testing’, *arXiv preprint arXiv:1906.07801*.
- Johari, R., Koomen, P., Pekelis, L. & Walsh, D. (2022), ‘Always valid inference: Continuous monitoring of a/b tests’, *Operations Research* **70**(3), 1806–1821.
- Kallenberg, O. (2017), *Random measures, theory and applications*, Vol. 1, Springer.
- Koning, N. W. (2023), ‘More power by using fewer permutations’, *arXiv preprint arXiv:2307.12832*.
- Koning, N. W. & Hemerik, J. (2023), ‘More Efficient Exact Group Invariance Testing: using a Representative Subgroup’, *Biometrika*.
- Koolen, W. M. & Grünwald, P. (2022), ‘Log-optimal anytime-valid e-values’, *International Journal of Approximate Reasoning* **141**, 69–82.

- Larsen, N., Stallrich, J., Sengupta, S., Deng, A., Kohavi, R. & Stevens, N. (2023), ‘Statistical challenges in online controlled experiments: A review of a/b testing methodology’, *arXiv preprint arXiv:2212.11366* .
- Lehmann, E. L. & Stein, C. (1949), ‘On the theory of some non-parametric hypotheses’, *The Annals of Mathematical Statistics* **20**(1), 28–45.
- Pérez-Ortiz, M. F., Lardy, T., de Heide, R. & Grünwald, P. (2022), ‘E-statistics, group invariance and anytime valid testing’, *arXiv preprint arXiv:2208.07610* .
- Ramdas, A., Grünwald, P., Vovk, V. & Shafer, G. (2023), ‘Game-theoretic statistics and safe anytime-valid inference’, *arXiv preprint arXiv:2210.01948* .
- Ramdas, A. & Manole, T. (2023), ‘Randomized and exchangeable improvements of markov’s, chebyshev’s and chernoff’s inequalities’, *arXiv preprint arXiv:2304.02611* .
- Ramdas, A., Ruf, J., Larsson, M. & Koolen, W. (2022a), ‘Admissible anytime-valid sequential inference must rely on nonnegative martingales’, *arXiv preprint arXiv:2009.03167* .
- Ramdas, A., Ruf, J., Larsson, M. & Koolen, W. M. (2022b), ‘Testing exchangeability: Fork-convexity, supermartingales and e-processes’, *International Journal of Approximate Reasoning* **141**, 83–109.
- Vovk, V. (2021), ‘Testing randomness online’, *Statistical Science* **36**(4), 595–611.