

PROMPT-TUNING LATENT DIFFUSION MODELS FOR INVERSE PROBLEMS

Hyungjin Chung^{*1,2}, Jong Chul Ye², Peyman Milanfar¹ & Mauricio Delbracio¹

¹ Google Research, ² KAIST

{hj.chung, jong.ye}@kaist.ac.kr, {milanfar, mdelbra}@google.com

ABSTRACT

We propose a new method for solving imaging inverse problems using text-to-image latent diffusion models as general priors. Existing methods using latent diffusion models for inverse problems typically rely on simple null text prompts, which can lead to suboptimal performance. To address this limitation, we introduce a method for prompt tuning, which jointly optimizes the text embedding on-the-fly while running the reverse diffusion process. This allows us to generate images that are more faithful to the diffusion prior. In addition, we propose a method to keep the evolution of latent variables within the range space of the encoder, by projection. This helps to reduce image artifacts, a major problem when using latent diffusion models instead of pixel-based diffusion models. Our combined method, called P2L, outperforms both image- and latent-diffusion model-based inverse problem solvers on a variety of tasks, such as super-resolution, deblurring, and inpainting.

1 INTRODUCTION

Imaging inverse problems are often solved by optimizing or sampling a functional that combines a data-fidelity/likelihood term with a regularization term or signal prior (Romano et al., 2017; Venkatakrisnan et al., 2013; Ongie et al., 2020; Kamilov et al., 2023; Kwar et al., 2022; Kadkhodaie & Simoncelli, 2021; Chung et al., 2023b). A common regularization strategy is to use pre-trained image priors from generative models, such as GANs (Bora et al., 2017), VAEs (Bora et al., 2017; González et al., 2022), Normalizing flows (Whang et al., 2021) or Diffusion models (Song et al., 2022; Chung & Ye, 2022).

In particular, diffusion models have gained significant attention as implicit generative priors for solving inverse problems in imaging (Kadkhodaie & Simoncelli, 2021; Whang et al., 2022; Daras et al., 2022; Kwar et al., 2022; Feng et al., 2023; Laroche et al., 2023; Chung et al., 2023b). Leaving the pre-trained diffusion prior intact, one can guide the inference process to perform posterior sampling conditioned on the measurement at inference time by resorting to Bayesian inference. In the end, the ultimate goal of Diffusion model-based Inverse problem Solvers (DIS) would be to act as a fully general inverse problem solver, which can be used not only regardless of the imaging model, but also regardless of the data distribution.

Solving inverse problems in a fully general domain is hard. This directly stems from the difficulty of generative modeling a wide distribution, where it is known that one has to trade-off diversity with fidelity by some means of sharpening the distribution (Brock et al., 2018; Dhariwal & Nichol, 2021). The standard approach in modern diffusion models is to condition on text prompts (Rombach et al., 2022; Saharia et al., 2022b), among them the most popular being Stable Diffusion (SD), a latent diffusion model (LDM), which is itself an under-explored topic in the context of inverse problem solving. While text conditioning is now considered standard practice in content creation including images (Ramesh et al., 2022; Saharia et al., 2022b), 3D (Poole et al., 2023; Wang et al., 2023c), video (Ho et al., 2022), personalization (Gal et al., 2022), and editing (Hertz et al., 2022), it has been completely disregarded in the inverse problem solving context. This is natural, as it is highly ambiguous which text would be beneficial to use when all we have is a degraded measurement. The wrong prompt could easily lead to degraded performance.

^{*}This work was done during an internship at Google

Prompt	FFHQ						ImageNet					
	SR×8			Inpaint ($p = 0.8$)			SR×8			Inpaint ($p = 0.8$)		
	FID↓	LPIPS↓	PSNR↑	FID↓	LPIPS↓	PSNR↑	FID↓	LPIPS↓	PSNR↑	FID↓	LPIPS↓	PSNR↑
""	61.16	0.327	26.49	52.34	0.241	29.78	78.68	0.397	23.49	70.87	0.350	26.20
"A high quality photo"	61.17	0.327	26.57	52.82	0.237	29.70	77.00	0.396	23.51	69.10	0.350	26.26
"A high quality photo of a cat"	69.03	0.377	26.39	55.15	0.248	29.63	76.69	0.402	23.63	68.48	0.355	26.13
"A high quality photo of a dog"	66.55	0.371	26.48	55.91	0.249	29.65	76.45	0.394	23.58	67.75	0.354	26.10
"A high quality photo of a face"	60.41	0.325	26.74	52.33	0.239	29.69	77.32	0.403	23.60	68.83	0.352	26.20
Proposed	58.73	0.317	26.68	51.40	0.233	29.69	66.96	0.386	23.57	66.82	0.314	26.29
PALI prompts from y	61.33	0.329	26.81	54.34	0.249	29.76	68.28	0.388	23.57	69.55	0.355	26.26
PALI prompts from x	60.73	0.322	26.76	52.06	0.238	29.75	66.55	0.387	23.57	64.00	0.348	26.17

Table 1: Difference in restoration performance using LDPS on SR×8 task with varying text prompts. Proposed: text embedding optimized without access to ground truth. PALI prompts from x/y : captions are generated with PALI (Chen et al., 2022) from x : ground truth clean images / y : degraded images. The former can be considered an empirical upper bound.

In this work, we aim to bridge this gap by proposing a way to *automatically* find the right prompt to condition diffusion models when solving inverse problems. This can be achieved through optimizing the continuous text embedding *on-the-fly* while running DIS. We formulate this into a Bayesian framework of updating the text embedding and the latent in an alternating fashion, such that they become gradually aligned during the sampling process. Orthogonal and complementary to embedding optimization, we devise a simple LDM-based DIS (LDIS) that controls the evolution of the latents to stay on the natural data manifold by explicit projection. We name the algorithm that combines these components P2L, short for **P**rompt-tuning **P**rojected **L**atent diffusion model-based inverse problem solver. In reaching for the ultimate goal of DIS, we focus on 1) **LDM-based DIS** (LDIS) for solving inverse problems in the 2) **fully general domain** (using a single pre-trained checkpoint) that targets 3) **512×512 resolution**¹. All the aforementioned components are highly challenging, and to the best of our knowledge, have not been studied in conjunction before.

2 BACKGROUND

2.1 LATENT DIFFUSION MODELS

Diffusion models are generative models that learn to reverse the forward noising process (Sohl-Dickstein et al., 2015; Ho et al., 2020; Song et al., 2021), starting from the initial distribution $p_0(\mathbf{x})$, $\mathbf{x} \in \mathbb{R}^n$ and approaching the standard Gaussian $p_T(\mathbf{x}) = \mathcal{N}(\mathbf{0}, \mathbf{I})$ as $T \rightarrow \infty$. Considering the variance-preserving (VP) formulation (Ho et al., 2020), the forward/reverse processes can be characterized with Ito stochastic differential equations (SDE) (Song et al., 2021)

$$d\mathbf{x}_t = -\frac{\beta_t}{2}\mathbf{x}_t dt + \sqrt{\beta_t}d\mathbf{w} \quad (\text{Forward}) \quad (1)$$

$$d\mathbf{x}_t = \left[-\frac{\beta_t}{2}\mathbf{x} - \beta_t \nabla_{\mathbf{x}_t} \log p_t(\mathbf{x}_t) \right] dt + \sqrt{\beta_t}d\bar{\mathbf{w}} \quad (\text{Reverse}), \quad (2)$$

where β_t is the noise schedule² and $\mathbf{w}, \bar{\mathbf{w}}$ are the standard forward/reverse Wiener processes. Here $\nabla_{\mathbf{x}_t} \log p_t(\mathbf{x}_t)$ is typically approximated with a score network $\mathbf{s}_\theta(\cdot)$ or a noise estimation network $\boldsymbol{\epsilon}_\theta(\cdot)$, and learned through denoising score matching (DSM) (Vincent, 2011) or epsilon-matching loss (Ho et al., 2020).

Image diffusion models that operate on the pixel space \mathbf{x} are compute-heavy. One workaround for compute-efficient generative modeling is to leverage an autoencoder (Rombach et al., 2022; Kingma & Welling, 2013)

$$\mathcal{E} : \mathbb{R}^n \mapsto \mathbb{R}^k, \mathcal{D} : \mathbb{R}^k \mapsto \mathbb{R}^n, \mathbf{x} \simeq \mathcal{D}(\mathcal{E}(\mathbf{x})) \quad \forall \mathbf{x} \sim p_{\text{data}}(\mathbf{x}), \quad (3)$$

¹All prior works on DIS/LDIS focused on 256×256 resolution. Most LDIS focused their evaluation on a constrained dataset such as FFHQ, and did not scale their method to more general domains such as ImageNet.

²We adopt standard notations for the noise schedule $\beta_t, \alpha_t, \bar{\alpha}_t$ from Ho et al. (2020).

where \mathcal{E} is the encoder, \mathcal{D} is the decoder, and $k < n$. After encoding the images into the *latent* space $\mathbf{z} = \mathcal{E}(\mathbf{x})$ (Rombach et al., 2022), one can train a diffusion model in the low-dimensional latent space. Latent diffusion models (LDM) are beneficial in that the computation is cheaper as it operates in a lower-dimensional space, consequently being more suitable for modeling higher dimensional data (e.g. large images of size $\geq 512^2$). The effectiveness of LDMs have democratized the use of diffusion models as the de facto standard of generative models especially for images under the name of Stable Diffusion (SD), which we focus on extensively in this work.

One notable difference of SD from standard image diffusion models (Dhariwal & Nichol, 2021) is the use of text conditioning $\epsilon_\theta(\cdot, \mathcal{C})$, where \mathcal{C} is the continuous embedding vector usually obtained through the CLIP text embedder (Radford et al., 2021). As the model is trained with LAION-5B (Schuhmann et al., 2022), a large-scale dataset containing image-text pairs, SD can be conditioned during the inference time to generate images that are aligned with the given text prompt by directly using $\epsilon_\theta(\cdot, \mathcal{C})$, or by means of classifier-free guidance (CFG) (Ho & Salimans, 2021).

2.2 SOLVING INVERSE PROBLEM WITH (LATENT) DIFFUSION MODELS

Given access to some measurement

$$\mathbf{y} = \mathbf{A}\mathbf{x} + \mathbf{n}, \quad \mathbf{x} \in \mathbb{R}^n, \mathbf{y} \in \mathbb{R}^m, \mathbf{A} \in \mathbb{R}^{m \times n}, \mathbf{n} \sim \mathcal{N}(\mathbf{0}, \sigma_y^2 \mathbf{I}_m) \quad (4)$$

where \mathbf{A} is the forward operator and \mathbf{n} is additive white Gaussian noise, the task is retrieving \mathbf{x} from \mathbf{y} . As the problem is ill-posed, a natural way to solve it is to perform posterior sampling $\mathbf{x} \sim p(\mathbf{x}|\mathbf{y})$ by defining a suitable prior $p(\mathbf{x})$. In DIS, diffusion models (i.e. denoisers) act as the implicit prior with the use of the score function.

Earlier methods utilized an alternating projection approach, where hard measurement constraints are applied in-between the denoising steps whether in pixel space (Kadkhodaie & Simoncelli, 2021; Song et al., 2021) or measurement space (Song et al., 2022; Chung & Ye, 2022). Distinctively, projection in the spectral space via singular value decomposition (SVD) to incorporate measurement noise has been developed (Kawar et al., 2021; 2022). Subsequently, methods that aim to approximate the gradient of the log posterior in the diffusion model context have been proposed (Chung et al., 2023b; Song et al., 2023b), expanding the applicability to nonlinear problems. Broadening the range even further, methods that aim to solve blind (Chung et al., 2023a; Murata et al., 2023), 3D (Chung et al., 2023d; Lee et al., 2023), and unlimited resolution problems (Wang et al., 2023b) were introduced. More recently, methods leveraging diffusion score functions within variational inference to solve inverse imaging has been proposed (Mardani et al., 2023; Feng et al., 2023). Notably, all the aforementioned methods utilize *image-domain* diffusion models. Orthogonal to this direction, some of the recent works have shifted their attention to using *latent* diffusion models (Rout et al., 2023; Song et al., 2023a; He et al., 2023), a direction that we follow in this work.

One canonical DIS that covers the widest range of non-blind problems is diffusion posterior sampling (DPS) (Chung et al., 2023b), which proposes to approximate

$$\nabla_{\mathbf{x}_t} \log p(\mathbf{y}|\mathbf{x}_t) \simeq \nabla_{\mathbf{x}_t} \log p(\mathbf{y}|\mathbb{E}[\mathbf{x}_0|\mathbf{x}_t]), \quad \mathbb{E}[\mathbf{x}_0|\mathbf{x}_t] = \frac{1}{\sqrt{\bar{\alpha}_t}} (\mathbf{x}_t - \sqrt{1 - \bar{\alpha}_t} \epsilon_{\theta^*}(\mathbf{x}_t)), \quad (5)$$

where the posterior mean is the result of Tweedie’s formula (Robbins, 1956; Efron, 2011; Chung et al., 2023b). This idea was recently extended to LDMs in a few recent works (Rout et al., 2023; He et al., 2023)

$$\nabla_{\mathbf{z}_t} \log p(\mathbf{y}|\mathbf{z}_t) \simeq \nabla_{\mathbf{z}_t} \log p(\mathbf{y}|\mathcal{D}(\mathbb{E}[\mathbf{z}_0|\mathbf{z}_t])) = \nabla_{\mathbf{z}_t} \|\mathbf{y} - \mathcal{D}(\hat{\mathbf{z}}_0)\|_2^2, \quad (6)$$

with $\hat{\mathbf{z}}_0 := \mathbb{E}[\mathbf{z}_0|\mathbf{z}_t]$. We refer to the sampler that uses the approximation in Eq. (6) as Latent DPS (LDPS) henceforth. Rout et al. (2023) extends LDPS with an additional regularization term to guide the latent to be the fixed point of the autoencoding process, and He et al. (2023) extends LDPS by using history updates as in Adam (Kingma & Ba, 2015). However, *all* of the existing works in the literature that aims for LDIS, to the best of our knowledge, neglects the use of text embedding by resorting to the use of null text embedding \mathcal{C}_\emptyset .

2.3 PROMPT TUNING

In modern language models and vision-language models, *prompting* is a standard technique (Radford et al., 2021; Brown et al., 2020) to guide the large pre-trained models to solve downstream tasks. As

Algorithm 1 Update \mathcal{C}_t

```

1: function OPTIMIZEEMB( $z_t, \mathbf{y}, \mathcal{C}_t^{(0)}$ )
2:   for  $k = 1$  to  $K$  do
3:      $\hat{\epsilon}_t \leftarrow \epsilon_{\theta^*}(z_t, \mathcal{C}_t^{(k-1)})$ 
4:      $\hat{z}_{0|t} \leftarrow (z_t - \sqrt{1 - \bar{\alpha}_t} \hat{\epsilon}_t) / \sqrt{\bar{\alpha}_t}$ 
5:      $\hat{\mathbf{x}}_{0|t} \leftarrow \mathcal{D}(\hat{z}_{0|t})$ 
6:      $\mathcal{L} \leftarrow \|\mathbf{A} \hat{\mathbf{x}}_{0|t}(\mathcal{C}_t^{(k-1)}) - \mathbf{y}\|_2^2$ 
7:      $\mathcal{C}_t^{(k)} \leftarrow \mathcal{C}_t^{(k-1)} - \text{AdamGrad}(\mathcal{L}_t)$ 
8:   end for
9:   return  $\mathcal{C}_t^* \leftarrow \mathcal{C}_t^{(K)}$ 
10: end function

```

Algorithm 2 Update z_t

```

Require:  $\epsilon_{\theta^*}, z_T, \mathbf{y}, \mathcal{C}, T, K$ 
1: for  $t = T$  to 1 do
2:    $\mathcal{C}_t^* \leftarrow \text{OPTIMIZEEMB}(z_t, \mathbf{y}, \mathcal{C}_t^0)$ 
3:    $\hat{\epsilon}_t \leftarrow \epsilon_{\theta^*}(z_t, \mathcal{C}_t^*)$ 
4:    $\hat{z}_{0|t} \leftarrow (z_t - \sqrt{1 - \bar{\alpha}_t} \hat{\epsilon}_t) / \sqrt{\bar{\alpha}_t}$ 
5:    $\hat{z}'_{0|t} \leftarrow \mathcal{E}(\Gamma(\mathcal{D}(\hat{z}_{0|t})))$ 
6:    $z'_{t-1} \leftarrow \sqrt{\bar{\alpha}_{t-1}} \hat{z}'_{0|t} + \sqrt{1 - \bar{\alpha}_{t-1}} \hat{\epsilon}_t$ 
7:    $z_{t-1} \leftarrow z'_{t-1} - \rho_t \nabla_{z_t} \|\mathcal{AD}(\hat{z}_{0|t}) - \mathbf{y}\|$ 
8:    $\mathcal{C}_{t-1}^{(0)} \leftarrow \mathcal{C}_t^*$ 
9: end for
10: return  $x_0 \leftarrow \mathcal{D}(z_0)$ 

```

Algorithm 3 Prompt tuning

```

1: function OPTIMIZEEMB( $z_t, \mathbf{y}, \mathcal{C}_t^{(0)}$ )
2:   for  $k = 1$  to  $K$  do
3:      $\hat{\epsilon}_t \leftarrow \epsilon_{\theta^*}(z_t, \mathcal{C}_t^{(k-1)})$ 
4:      $\hat{z}_{0|t} \leftarrow (z_t - \sqrt{1 - \bar{\alpha}_t} \hat{\epsilon}_t) / \sqrt{\bar{\alpha}_t}$ 
5:      $\hat{z}'_{0|t} \leftarrow \hat{z}_{0|t} - \rho \nabla_{\hat{z}_{0|t}} \|\mathbf{y} - \mathcal{D}(\hat{z}_{0|t})\|$ 
6:      $\hat{\mathbf{x}}_{0|t} \leftarrow \mathcal{D}(\hat{z}'_{0|t})$ 
7:      $\mathcal{L} \leftarrow \|\mathbf{A} \hat{\mathbf{x}}_{0|t}(\mathcal{C}_t^{(k-1)}) - \mathbf{y}\|_2^2$ 
8:      $\mathcal{C}_t^{(k)} \leftarrow \mathcal{C}_t^{(k-1)} - \text{AdamGrad}(\mathcal{L}_t)$ 
9:   end for
10:   return  $\mathcal{C}_t^* \leftarrow \mathcal{C}_t^{(K)}$ 
11: end function

```

Algorithm 4 P2L

```

Require:  $\epsilon_{\theta^*}, z_T, \mathbf{y}, \mathcal{C}, T, K, \gamma, \Gamma$ 
1: for  $t = T$  to 1 do
2:    $\mathcal{C}_t^* \leftarrow \text{OPTIMIZEEMB}(z_t, \mathbf{y}, \mathcal{C}_t^0)$ 
3:    $\hat{\epsilon}_t \leftarrow \epsilon_{\theta^*}(z_t, \mathcal{C}_t^*)$ 
4:    $\hat{z}_{0|t} \leftarrow (z_t - \sqrt{1 - \bar{\alpha}_t} \hat{\epsilon}_t) / \sqrt{\bar{\alpha}_t}$ 
5:   if  $(t \bmod \gamma) = 0$  then
6:      $\hat{z}'_{0|t} \leftarrow \mathcal{E}(\Gamma(\mathcal{D}(\hat{z}_{0|t})))$ 
7:   end if
8:    $z'_{t-1} \leftarrow \sqrt{\bar{\alpha}_{t-1}} \hat{z}'_{0|t} + \sqrt{1 - \bar{\alpha}_{t-1}} \hat{\epsilon}_t$ 
9:    $z_{t-1} \leftarrow z'_{t-1} - \rho_t \nabla_{z_t} \|\mathcal{AD}(\hat{z}_{0|t}) - \mathbf{y}\|$ 
10:   $\mathcal{C}_{t-1}^{(0)} \leftarrow \mathcal{C}_t^*$ 
11: end for
12: return  $x_0 \leftarrow \mathcal{D}(z_0)$ 

```

it has been found that even slight variations in the prompting technique can lead to vastly different outcomes (Kojima et al., 2022), prompt tuning (learning) has been introduced (Shin et al., 2020; Zhou et al., 2022), which defines a *learnable* context vector to optimize over. It was shown that by only optimizing over the continuous embedding vector while maintaining the model parameters fixed, one can achieve a significant performance gain.

In the context of diffusion models, prompt tuning has been adopted for personalization (Gal et al., 2022), where one defines a special token to embed a specific concept with only a few images. Moreover, it has also been demonstrated that one can achieve superior editing performance by optimizing for the null text prompt \mathcal{C}_{\emptyset} (Mokady et al., 2023) before the reverse diffusion sampling process.

3 MAIN CONTRIBUTION: THE P2L ALGORITHM

3.1 PROMPT TUNING INVERSE PROBLEM SOLVER

The objective of solving inverse problems is to provide a restoration that is as close as possible to the ground truth given the measurement, whether we are targeting to minimize the distortion or to maximize the perceptual quality (Blau & Michaeli, 2018; Delbracio & Milanfar, 2023). Formally, let us denote a loss function $\mathcal{L}(x, c)$ that measures the discrepancy from the ground-truth given the estimate of the truth x , and some additional condition c . In the context of LDIS, we consider

$$\arg \min_{x, c} \mathcal{L}(x, c) \equiv \arg \min_{z, c} \mathcal{L}(\mathcal{D}(z), c), \quad x = \mathcal{D}(z), \quad (7)$$

where c is the text embedding, \mathcal{D} is the decoder of the VAE, and the loss \mathcal{L} can be considered as the negative log posterior in the Bayesian framework. It is easy to see that

$$\arg \min_{z, c} \mathcal{L}(\mathcal{D}(z), c) \leq \arg \min_z \mathcal{L}(\mathcal{D}(z), c = \mathcal{C}_{\emptyset}), \quad (8)$$

where \mathcal{C}_\emptyset is the text embedding from the null text prompt. Notably, by keeping one of the variables fixed, we are optimizing for the *upper bound* of the objective that we truly wish to optimize over. It would be naturally beneficial to optimize the LHS of Eq. (8), rather than the RHS used in the previous methods.

A motivating example To see Eq. (8) in effect, we conduct two canonical experiments with 256 test images of FFHQ (Karras et al., 2019) and ImageNet (Deng et al., 2009): super-resolution (SR) of scale $\times 8$ and inpainting with 80% of the pixels randomly dropped, using the LDPS algorithm. Keeping all the other hyper-parameters fixed, we only vary the text condition for the diffusion model. In addition to using a general text prompt, we use PALI (Chen et al., 2022) to provide captions from the ground truth images (\mathbf{x}) and from the measurements (\mathbf{y}) and use them when running LDPS. Further details on the experiment can be found in Appendix A. In Table 1, we first see that simply varying the text prompts can lead to dramatic difference the performance. For instance, we see an increase of over 10 FID when we use the text prompts from PALI for the task of $\times 8$ SR on ImageNet. In contrast, using the prompts generated from \mathbf{y} often degrades the performance (e.g. inpainting) as the correct captions cannot be generated. From this motivating example, it is evident that additionally optimizing for \mathbf{c} would bring us gains that are orthogonal to the development of the solvers (Rout et al., 2023; He et al., 2023; Song et al., 2023a), a direction that has not been explored in the literature. Indeed, from the table, we see that by applying our prompt tuning approach, we achieve a large performance gain, sometimes even outperforming the PALI captions which has full access to the ground truth when attaining the text embeddings.

Prompt tuning algorithm Existing LDIS approaches attempt to sample from $p(\mathbf{x}|\mathbf{y}, \mathcal{C})$, as it is hard to specify a generally good condition \mathcal{C} when all we have access to is the corrupted \mathbf{y} . Hence, our goal is to find a good \mathcal{C} *on-the-fly* while solving for the inverse problem. Before diving into the design of the algorithm, let us first revisit Eq. (6) for the case where we consider \mathcal{C} as a conditioning signal

$$p(\mathbf{y}|\mathbf{z}_t, \mathcal{C}) = \int p(\mathbf{y}|\mathbf{x}_0)p(\mathbf{x}_0|\mathbf{z}_0)p(\mathbf{z}_0|\mathbf{z}_t, \mathcal{C}) d\mathbf{x}_0 d\mathbf{z}_0 \quad (9)$$

$$= \mathbb{E}_{p(\mathbf{z}_0|\mathbf{z}_t, \mathcal{C})}[p(\mathbf{y}|\mathcal{D}(\mathbf{z}_0))] \stackrel{\text{(DPS)}}{\simeq} p(\mathbf{y}|\mathcal{D}(\hat{\mathbf{z}}_0^{(\mathcal{C})})), \quad (10)$$

where the second equality is achieved by setting $p(\mathbf{x}_0|\mathbf{z}_0) = \delta(\mathbf{x}_0 - \mathcal{D}(\mathbf{z}_0))$ and the approximation is achieved by pushing the expectation inside similar to DPS (Chung et al., 2023b)³, and we define $\hat{\mathbf{z}}_0^{(\mathcal{C})} := \mathbb{E}[\mathbf{z}_0|\mathbf{z}_t, \mathcal{C}] = \frac{1}{\sqrt{\alpha_t}}(\mathbf{z}_t + (1 - \bar{\alpha}_t)\mathbf{s}_{\theta^*}(\mathbf{z}_t, \mathcal{C}))$. Equipped with the approximation in Eq. (10), we propose a sampler reminiscent of Gibbs sampling (Geman & Geman, 1984) to sample from $p(\mathbf{x}_0, \mathcal{C}|\mathbf{y})$, or equivalently $p(\mathbf{z}_0, \mathcal{C}|\mathbf{y})$. Specifically, we alternate between keeping \mathbf{z}_t fixed and sampling from $p(\mathbf{x}_0, \mathcal{C}|\mathbf{y})$, and keeping \mathcal{C} fixed and sampling from $p(\mathbf{z}_t|\mathcal{C}, \mathbf{y})$.

Step 1: \mathcal{C} update This step ensures that \mathcal{C} is aligned with the measurement \mathbf{y} and the current diffusion estimate \mathbf{z}_t with the following update

$$\nabla_{\mathcal{C}} \log p(\mathcal{C}|\mathbf{z}_t, \mathbf{y}) = \nabla_{\mathcal{C}} \log p(\mathbf{y}|\mathbf{z}_t, \mathcal{C}) + \nabla_{\mathcal{C}} \log p(\mathcal{C}|\mathbf{z}_t) \quad (11)$$

$$\simeq \nabla_{\mathcal{C}} \|\mathbf{AD}(\mathbb{E}[\mathbf{z}_0|\mathbf{z}_t, \mathcal{C}]) - \mathbf{y}\|_2^2, \quad (12)$$

where the second line is achieved by leveraging Eq. (10), placing a uniform prior on $p(\mathcal{C})$, and assuming the independence between \mathcal{C} and \mathbf{z}_t . In practice, we find that using a few iterative updates with stochastic optimizers such as Adam (Kingma & Ba, 2015) is useful. Further, using the conditional posterior mean $\mathbb{E}[\mathbf{z}_0|\mathbf{z}_t, \mathcal{C}, \mathbf{y}]$ instead of the unconditional posterior mean $\mathbb{E}[\mathbf{z}_0|\mathbf{z}_t, \mathcal{C}]$, which can be effectively achieved by shifting the posterior mean with a gradient update step (Ravula et al., 2023; Barbano et al., 2023), slightly improved performance.

Step 2: \mathbf{z}_t update Let us denote \mathcal{C}_t^* the optimized text embedding found through optimization in Step 1 for step t . Then, the update step for \mathbf{z}_t reads

$$\nabla_{\mathbf{z}_t} \log p(\mathbf{z}_t|\mathbf{y}, \mathcal{C}_t^*) = \nabla_{\mathbf{z}_t} \log p(\mathbf{z}_t|\mathcal{C}_t^*) + \nabla_{\mathbf{z}_t} \log p(\mathbf{y}|\mathbf{z}_t, \mathcal{C}_t^*) \quad (13)$$

$$\simeq \mathbf{s}_{\theta^*}(\mathbf{z}_t, \mathcal{C}_t^*) + \rho_t \nabla_{\mathbf{z}_t} \|\mathbf{AD}(\mathbb{E}[\mathbf{z}_0|\mathbf{z}_t, \mathcal{C}_t^*]) - \mathbf{y}\|_2^2, \quad (14)$$

³We introduce additional approximation error for LDMS as we additionally have a nonlinear \mathcal{D} , which is one of the main reasons why scaling DPS naively does not work too well.

where we used $\nabla_{z_t} \log p(z_t | C_t^*) \simeq s_{\theta^*}(z_t, C_t^*)^4$, and we set ρ_t to be the step size that weights the likelihood, similar to Chung et al. (2023b). We summarize our alternating sampling method in Algorithm 3,4. Further details on the implementation and the choice of hyper-parameters can be found in Appendix B.

3.2 PROJECTION TO THE RANGE SPACE OF \mathcal{E}

Recall that for both updates proposed in Section. 3.1, we introduce an approximation $p(\mathbf{y} | z_t, \mathcal{C}) \simeq p(\mathbf{y} | \mathcal{D}(\hat{z}_0))$. Here, the decoder introduces a significant amount of error especially when the estimated clean latent \hat{z}_0 falls of the manifold of the clean latents, which inevitably happens with the LDPS approximation. Rout et al. (2023) proposed to regularize the update steps on the latent so that the clean latents are led to the fixed point of the successive application of decoding-encoding. Formally, they use the following gradient step

$$\nabla_{z_t} \log(\mathbf{y} | z_t) \simeq \nabla_{z_t} (\|\mathbf{y} - \mathcal{D}(\hat{z}_0)\|_2^2 + \lambda \|\hat{z}_0 - \mathcal{E}(\mathcal{D}(\hat{z}_0))\|_2^2), \quad (15)$$

where the additional regularization term weighted by λ leads \hat{z}_0 towards the fixed point. Unfortunately, due to parametrization and optimization errors in the VAE used for LDMs, we find that successive application of $\mathcal{S}(\cdot) := \mathcal{E}(\mathcal{D}(\cdot))$ does not lead to a meaningful fixed point. Rather, the images *always* diverge even if it started from a clean, natural in-distribution image. This is illustrated in Fig. 1, where we take 256 images from ImageNet validation set and measure the Euclidean distance $\|\mathbf{x}_{i+1} - \mathbf{x}_i\|_2^2$ for 25 iterations, where $\mathbf{x}_{i+1} = \mathcal{S}(\mathbf{x}_i)$. Due to this limitation in the pre-trained autoencoder, we find that the regularization in Eq. (15) does not lead to consistent improvements in quality, or eliminate the artifacts that arise during the sampling process.

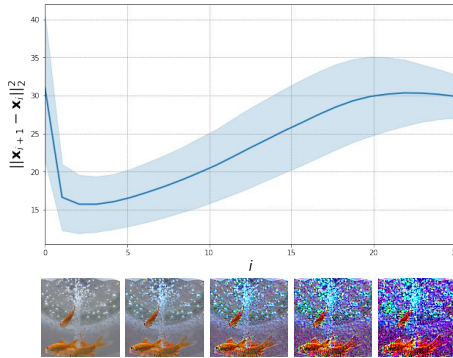


Figure 1: Fixed point analysis: $\mu \pm \sigma$

We take a different approach, simply constraining the clean latents to stay on the *range space* of the encoder \mathcal{E} to minimize the train-test time discrepancy. This is natural as the training of LDMs are done with latents that are in the range space of \mathcal{E} . Moreover, mapping towards a lower-dimensional manifold typically results in removal of redundancies, which leads to the removal of artifacts. While the input to the encoder can be any $\mathbf{x} \in \mathbb{R}^n$, we constrain it to be 1) consistent with the measurement \mathbf{y} , and 2) close to the initial latent \hat{z}_0 . This leads to the following proximal optimization problem (Parikh & Boyd, 2014),

$$\Gamma(\mathcal{D}(\hat{z}_0)) := \mathbf{x}^* = \arg \min_{\mathbf{x}} \frac{1}{2} \|\mathbf{y} - \mathbf{A}\mathbf{x}\|_2^2 + \frac{\lambda}{2} \|\mathbf{x} - \mathcal{D}(\hat{z}_0)\|_2^2. \quad (16)$$

Subsequently, the mapping to the range space can be simply done through $\mathbf{z}^* = \mathcal{E}(\mathbf{x}^*)$. Notice that after the computation of $\mathcal{D}(\hat{z}_0)$, Eq. (16) does not involve any forward/backward pass through the neural network, and hence can be done with negligible computation cost using e.g. conjugate gradient (CG). In practice, we choose to apply our projection $\mathcal{E}(\Gamma(\mathcal{D}(\hat{z}_0)))$ every few iteration to correct for the artifacts that arise during sampling, to control dramatic changes in sampling, and to save computation.

Nevertheless, solving Eq. (16) requires access to \mathbf{A}^\top , which is often non-trivial to define. For instance, even for the widely-explored deblurring, correctly defining \mathbf{A}^\top is tricky when the degradation model is not assumed to be a circular convolution. Contrarily, in our jax implementation, \mathbf{A}^\top can be implicitly defined through `jax.vjp`. Hence, the only requirement to be able to apply our method is the differentiability of the forward operator \mathbf{A} , similar to Chung et al. (2023b). For further discussion, see Appendix C.

⁴Only using eq. 14 with $C_t^* = C_\emptyset$ would result in standard LDPS.

Targetting arbitrary resolution Despite its fully convolutional nature, as SD was trained with 64×64 latents ($\leftrightarrow 512 \times 512$ images), the performance degrades when we aim to deal with larger dimensions, again due to train-test time discrepancy. Several works aimed to mitigate this issue by processing the latents with strided patches (Bar-Tal et al., 2023; Jiménez, 2023; Wang et al., 2023a) that increases the computational burden by roughly $\mathcal{O}(n^2)$. In contrast, we show that our projection approach, used *without* any patch processing, can outperform previous methods that rely on patches, resulting in significantly faster inference speed.

4 EXPERIMENTS

Method	SR ($\times 8$)			Deblur (motion)			Deblur (gauss)			Inpaint		
	FID \downarrow	LPIPS \downarrow	PSNR \uparrow	FID \downarrow	LPIPS \downarrow	PSNR \uparrow	FID \downarrow	LPIPS \downarrow	PSNR \uparrow	FID \downarrow	LPIPS \downarrow	PSNR \uparrow
P2L (ours)	31.23	0.290	<u>28.55</u>	<u>28.34</u>	0.302	27.23	30.62	0.299	26.97	26.27	0.168	<u>25.29</u>
LDPS	36.81	<u>0.292</u>	28.78	58.66	0.382	26.19	45.89	0.334	27.82	46.10	0.311	23.07
GML-DPS (Rout et al., 2023)	41.65	0.318	28.50	47.96	0.352	<u>27.16</u>	42.60	0.320	28.49	36.31	<u>0.208</u>	23.10
PSLD (Rout et al., 2023)	36.93	0.335	26.62	47.71	0.348	27.05	41.04	0.320	<u>28.47</u>	35.01	0.207	23.10
LDIR (He et al., 2023)	<u>36.04</u>	0.345	25.79	24.40	0.376	24.40	<u>35.61</u>	0.341	25.75	37.23	0.250	25.47
DDS (Chung et al., 2023c)	262.0	1.278	13.01	88.70	1.014	14.68	74.02	0.932	17.03	113.6	0.421	17.92
DPS (Chung et al., 2023b)	47.65	0.340	21.81	65.91	0.601	21.11	100.2	0.983	15.71	137.7	0.692	15.35
DiffPIR (Zhu et al., 2023)	141.1	1.266	13.80	72.02	0.664	21.03	69.15	0.751	22.27	<u>33.92</u>	0.238	24.91

Table 2: Quantitative evaluation (PSNR, LPIPS, FID) of inverse problem solving on FFHQ 512×512 -1k validation dataset. **Bold**: best, underline: second best. Methods that are not LDM-based are shaded in gray.

4.1 EXPERIMENTAL SETTING

Datasets, Models We consider two different well-established datasets: 1) FFHQ 512×512 (Karras et al., 2019), and 2) ImageNet 512×512 (Deng et al., 2009). For the former, we use the first 1000 images for testing, similar to Chung et al. (2023b). For the latter, we choose 1k images out of 10k test images provided in Saharia et al. (2022a) by interleaved sampling, i.e. using images of index 0, 10, 20, etc. after ordering by name. For the latent diffusion model, we choose SD v1.4 pre-trained on the LAION dataset for all the experiments, including the baseline comparison methods based on LDM. As there is no publicly available image diffusion model that is trained on an identical dataset, we choose ADM (Dhariwal & Nichol, 2021) trained on ImageNet 512×512 data as the universal prior when implementing baseline image-domain DIS. Note that this discrepancy may lead to an unfair advantage in the performance for evaluation on ImageNet, and an unfair disadvantage in the performance when evaluating on FFHQ. All experiments were done on NVIDIA A100 40GB GPUs.

Inverse Problems We test our method on the following degradations: 1) Super-resolution from $\times 8$ averagepooling, 2) Inpainting from 10-20% free-form masking as used in Saharia et al. (2022a), 3) Gaussian deblurring from an image convolved with a 61×61 size Gaussian kernel with $\sigma = 3.0$, 4) Motion deblurring from an image convolved with a 61×61 motion kernel that is randomly sampled with intensity 0.5^5 , following Chung et al. (2023b). For all degradations, we include mild additive white Gaussian noise with $\sigma_y = 0.01$.

Evaluation As the main objective of this study is to improve the performance of LDIS, we mainly focus our evaluation on the comparison against the current SOTA LDIS: we compare against LDPS, GML-DPS (Rout et al., 2023), PSLD (Rout et al., 2023), and LDIR (He et al., 2023). Notably, all LDIS including the proposed P2L use 1000 NFE DDIM sampling with $\eta = 0.0^6$, where the value of η in Eq. (28) was found through grid search. We additionally compare against SOTA image-domain DIS which can cope with noisy inverse problems without computing the SVD of the forward operator: DPS (Chung et al., 2023b), Diff-PIR (Zhu et al., 2023), and DDS (Chung et al., 2023c). For DPS, we use 1000 NFE DDIM sampling. For Diff-PIR and DDS, we use 100 NFE DDIM sampling. We choose the optimal η values for these algorithms through grid-search. Details about the comparison

⁵<https://github.com/LeviBorodenko/motionblur>

⁶The parameter η indicates the stochasticity of the sampler. $\eta = 0.0$ leads to deterministic sampling.



Figure 2: Inverse problem solving results on ImageNet 512×512 test set. Row 1: $SR \times 8$, Row 2: gaussian deblurring, Row 3: motion deblurring, row 4: inpainting.

methods can be found in Appendix B.3. We perform quantitative evaluation with standard metrics: PSNR, FID, and LPIPS.

Method	SR ($\times 8$)			Deblur (motion)			Deblur (gauss)			Inpaint		
	FID \downarrow	LPIPS \downarrow	PSNR \uparrow	FID \downarrow	LPIPS \downarrow	PSNR \uparrow	FID \downarrow	LPIPS \downarrow	PSNR \uparrow	FID \downarrow	LPIPS \downarrow	PSNR \uparrow
P2L (ours)	51.81	0.386	23.38	54.11	0.360	24.79	39.10	0.325	25.11	32.82	0.229	21.99
LDPS	61.09	0.475	<u>23.21</u>	71.12	0.441	23.32	48.17	0.392	24.91	46.72	0.332	21.54
GML-DPS (Rout et al., 2023)	60.36	<u>0.456</u>	<u>23.21</u>	59.08	0.403	24.35	<u>45.33</u>	0.377	25.44	47.30	0.294	21.12
PSLD (Rout et al., 2023)	60.81	0.471	23.17	59.63	0.398	24.21	45.44	<u>0.376</u>	<u>25.42</u>	<u>40.57</u>	<u>0.251</u>	20.92
LDIR (He et al., 2023)	63.46	0.480	22.23	88.51	0.475	21.37	72.10	0.506	22.45	50.65	0.313	23.28
DDS (Chung et al., 2023c)	203.2	1.213	12.72	84.67	0.925	14.52	70.51	0.835	16.58	60.18	0.354	17.03
DPS (Chung et al., 2023b)	<u>54.61</u>	0.544	20.70	71.99	0.599	19.62	98.33	0.910	15.05	71.70	0.360	15.15
DiffPIR (Zhu et al., 2023)	488.3	1.182	13.44	87.04	0.622	19.32	79.31	0.755	20.55	45.97	0.300	20.11

Table 3: Quantitative evaluation (PSNR, LPIPS, FID) of inverse problem solving on ImageNet 512×512 -1k validation dataset. **Bold**: best, underline: second best. Methods that are not LDM-based are shaded in gray.


4.2 MAIN RESULTS

Comparison against baseline In all of the inverse problems that we consider in the paper, our method outperforms all the baselines by quite a large margin in terms of perceptual quality, measured by FID and LPIPS, while keeping the distortion at a comparable level against the current state-of-the-art methods. Especially, we see about 10 FID decrease in deblurring and inpainting tasks compared to the runner up in both FFHQ and ImageNet dataset (See Tables 2,3). The superiority can also be clearly seen in Fig. 2, where P2L achieves stable, high-quality reconstruction throughout all tasks. Results from both LDPS and PSLD often contain local grid-like artifacts (Red boxes in Figures) and are blurry. With P2L, the restored images are sharpened while the artifacts are effectively removed. LDIR are less prone to artifacts owing to the smoothed history gradient updates, but often results in unrealistic textures and deviations from the measurement, which is also reflected in having the lowest PSNR among the LDIR-class methods. In contrast, P2L is free from such drawbacks even when leveraging Adam-like gradient update steps.

One rather surprising finding is the heavy downgrade in the performance for DIS methods. Even on in-distribution ImageNet test data, methods such as DPS and DiffPIR become very unstable.

Design components			FFHQ				ImageNet				σ_y	Γ	PSNR	FID
			SR \times 8		Inpaint ($p = 0.8$)		SR \times 8		Inpaint ($p = 0.8$)					
Projection	Γ	Prompt tuning	FID \downarrow	PSNR \uparrow	FID \downarrow	PSNR \uparrow	FID \downarrow	PSNR \uparrow	FID \downarrow	PSNR \uparrow	FID \downarrow	PSNR \uparrow		
			61.16	26.49	52.34	29.78	78.68	23.49	70.87	26.20	0.0	glue	26.51	54.69
			58.73	26.68	51.40	29.69	76.40	23.52	67.06	26.32	0.01	glue	26.39	56.47
\times	\times	\times	55.91	26.37	48.71	29.68	74.22	23.16	66.92	26.08	0.01	Ours	26.43	55.68
\checkmark	\checkmark	\times	55.68	26.43	47.76	29.70	74.01	23.32	65.45	26.29	0.05	glue	23.86	68.99
\checkmark	\checkmark	\checkmark	52.96	<u>26.64</u>	46.92	29.63	70.08	23.48	59.26	26.12	0.05	Ours	24.92	65.90

Table 4: Ablation studies on the design components

Table 5: Choice of Γ Figure 3: Results on $\times 8$ SR on DIV2K validation set of 768×768 resolution. [Diffusion NFE per denoising step]. Vanilla and proposed process the latent as a whole.

This can be attributed to the generative prior being poor: directly training diffusion models on high-resolution images often result in poor performance⁷. This observation again points to the importance of developing methods that can leverage foundation models when aiming for general domain higher-resolution data. See Appendix E for further results. As a final note, we believe that the compromise in PSNR is related to the imperfectness of the VAE used in SD v1.4⁸, and we expect such degradation to be mitigated when switching to better, larger autoencoders such as SDXL (Podell et al., 2023).

Design components In Table 4, we perform an ablation study on the design components of the proposed method. From the table, we confirm that prompt tuning, projection to the range space of the encoder, and performing proximal update step (denoted as Γ) before the projection all contributes to the gain in the performance. It is important that these gains are synergistic, and one component does not hamper the other. In the Appendix Tab. 7, we further show that our prompt-tuning approach is robust to the variation in the hyper-parameters (learning rate, number of iterations). Specifically, among the 9 configurations that we try, only the one with 5 iterations, lr=0.001 is inferior to not using prompt tuning. In Fig. 4, we visualize the progress of $\mathcal{D}(\hat{z}_0)$ through time t starting from the same random seed, comparing LDPS, PSLD, and LDPS + projection (row 4 of Tab. 6). Here, we see that our proposed projection approach effectively suppresses the artifacts that arise during the reconstruction process, whereas PSLD introduces additional artifacts.

Choice of Γ When projecting to the range space of \mathcal{E} , we choose to use the proximal optimization strategy in Eq. (16). Instead, one could resort to projection to the measurement subspace (“gluing” of Rout et al. (2023)) by using $\Gamma(\hat{x}_0) = \mathbf{A}^\top \mathbf{y} + (\mathbf{I} - \mathbf{A}^\top \mathbf{A})\hat{x}_0$. In Table 5, we compare our choice of Γ against the gluing on various noise levels on FFHQ SR \times 8. We see that for all noise levels, the proximal steps consistently outperform the gluing, even when Γ is applied every $\gamma = 4$ steps of reverse diffusion. Furthermore, due to the noise-amplifying nature of projection, the differences become more pronounced as we increase the noise level.

⁷Consequently, for $\geq 512 \times 512$ resolution, either using latent diffusion or using cascaded models (Saharia et al., 2022b) are popular.

⁸Auto-encoding 1000 ground-truth test images result in the following metrics: FFHQ (PSNR): 29.66 ± 2.29 , ImageNet (PSNR): 27.12 ± 4.38 .

High-resolution restoration In Fig. 3, we show the effectiveness of our projection method on arbitrary resolution image restoration by comparing our method to Bar-Tal et al. (2023) and Jiménez (2023), as well as the case where the larger latents are processed as a whole without patching (denoted as vanilla). Here, we see that the proposed method provides the best result, even when we use 1 NFE per denoising step, in contrast to requiring 4 NFE per denoising in the comparison methods. Further details and discussion is provided in Appendix D.

5 CONCLUSION

We proposed P2L, a latent diffusion model-based inverse problem solver that introduces two new strategies. First, a prompt tuning method to optimize the continuous input text embedding used for diffusion models was developed. We observed that our strategy can boost the performance by a good margin compared to the usage of null text embedding that prior works employ. Second, a projection approach to keep the latents in the range space of the encoder during the reverse diffusion process was proposed. Our approach effectively mitigated the artifacts that often arise during inverse problem solving, while also sharpening the final output. P2L outperforms previous diffusion model-based inverse problem solvers that operate on the latent and the image domain.

Limitations While prompt tuning enhances the performance, it also incurs additional computational complexity as additional forward/backward passes through the latent diffusion model and the decoder is necessary. Consequently, the method will need future investigations when aiming for time-critical applications. As we optimize the continuous text embeddings rather than the discrete text directly, it is hard to decipher what the text embedding after the optimization has converged to. This is a limitation of the text embedder used for SD, as CLIP does not utilize a decoder. We could instead opt for the use of Imagen (Saharia et al., 2022b), where T-5 with an encoder-decoder architecture is used, where one could easily check the learned text from our prompt-tuning scheme. Moreover, we did not consider the usage of CFG, which would enable flexible control on the degree of sharpening. Extending the prompt tuning idea to jointly optimize the embedding of the conditional and the unconditional model may be an interesting direction of future research.

Ethics statement While our method can lead to advancements in areas such as computational imaging, medical imaging, and other fields where inverse problems are prevalent, we also recognize the potential for misuse in areas like deepfake generation or unauthorized data reconstruction, naturally leading from the use of generative models. The potential bias within the training dataset of the diffusion model may be potentially amplified with the usage of our method. We have taken care to ensure that our experiments adhere to ethical guidelines, using publicly available datasets or those for which we have obtained explicit permissions. We urge the community to adopt responsible practices when applying our findings and to consider the broader societal implications of the technology.

Reproducibility statement In order to facilitate reproducibility, We detail our implementation in the form of Algorithms (Alg. 3,4,5), and pseudo-code (Fig. 5). The specific hyper-parameters chosen for the method is detailed in Appendix B.

REFERENCES

- Thilo Balke, Fernando Davis, Cristina Garcia-Cardona, Michael McCann, Luke Pfister, and Brendt Wohlberg. Scientific Computational Imaging COde (SCICO). Software library available from <https://github.com/lanl/scico>, 2022.
- Omer Bar-Tal, Lior Yariv, Yaron Lipman, and Tali Dekel. Multidiffusion: Fusing diffusion paths for controlled image generation. 2023.
- Riccardo Barbano, Alexander Denker, Hyungjin Chung, Tae Hoon Roh, Simon Arridge, Peter Maass, Bangti Jin, and Jong Chul Ye. Steerable conditional diffusion for out-of-distribution adaptation in imaging inverse problems. *arXiv preprint arXiv:2308.14409*, 2023.
- Atılım Gunes Baydin, Barak A Pearlmutter, Alexey Andreyevich Radul, and Jeffrey Mark Siskind. Automatic differentiation in machine learning: a survey. *Journal of Machine Learning Research*, 18:1–43, 2018.

- Yochai Blau and Tomer Michaeli. The perception-distortion tradeoff. In *Proceedings of the IEEE conference on computer vision and pattern recognition*, pp. 6228–6237, 2018.
- Ashish Bora, Ajil Jalal, Eric Price, and Alexandros G Dimakis. Compressed sensing using generative models. In *International conference on machine learning*, pp. 537–546. PMLR, 2017.
- Andrew Brock, Jeff Donahue, and Karen Simonyan. Large scale gan training for high fidelity natural image synthesis. *arXiv preprint arXiv:1809.11096*, 2018.
- Tom Brown, Benjamin Mann, Nick Ryder, Melanie Subbiah, Jared D Kaplan, Prafulla Dhariwal, Arvind Neelakantan, Pranav Shyam, Girish Sastry, Amanda Askell, et al. Language models are few-shot learners. *Advances in neural information processing systems*, 33:1877–1901, 2020.
- Xi Chen, Xiao Wang, Soravit Changpinyo, AJ Piergiovanni, Piotr Padlewski, Daniel Salz, Sebastian Goodman, Adam Grycner, Basil Mustafa, Lucas Beyer, et al. Pali: A jointly-scaled multilingual language-image model. *arXiv preprint arXiv:2209.06794*, 2022.
- Hyungjin Chung and Jong Chul Ye. Score-based diffusion models for accelerated mri. *Medical Image Analysis*, pp. 102479, 2022.
- Hyungjin Chung, Jeongsol Kim, Sehui Kim, and Jong Chul Ye. Parallel diffusion models of operator and image for blind inverse problems. *IEEE/CVF Conference on Computer Vision and Pattern Recognition*, 2023a.
- Hyungjin Chung, Jeongsol Kim, Michael Thompson Mccann, Marc Louis Klasky, and Jong Chul Ye. Diffusion posterior sampling for general noisy inverse problems. In *International Conference on Learning Representations*, 2023b. URL <https://openreview.net/forum?id=0nD9zGAGT0k>.
- Hyungjin Chung, Suhyeon Lee, and Jong Chul Ye. Fast diffusion sampler for inverse problems by geometric decomposition. *arXiv preprint arXiv:2303.05754*, 2023c.
- Hyungjin Chung, Dohoon Ryu, Michael T Mccann, Marc L Klasky, and Jong Chul Ye. Solving 3d inverse problems using pre-trained 2d diffusion models. *IEEE/CVF Conference on Computer Vision and Pattern Recognition*, 2023d.
- Giannis Daras, Yuval Dagan, Alexandros G Dimakis, and Constantinos Daskalakis. Score-guided intermediate layer optimization: Fast langevin mixing for inverse problem. *arXiv preprint arXiv:2206.09104*, 2022.
- Mauricio Delbracio and Peyman Milanfar. Inversion by direct iteration: An alternative to denoising diffusion for image restoration. *arXiv preprint arXiv:2303.11435*, 2023.
- Jia Deng, Wei Dong, Richard Socher, Li-Jia Li, Kai Li, and Li Fei-Fei. Imagenet: A large-scale hierarchical image database. In *2009 IEEE conference on computer vision and pattern recognition*, pp. 248–255. Ieee, 2009.
- Prafulla Dhariwal and Alexander Quinn Nichol. Diffusion models beat GANs on image synthesis. In A. Beygelzimer, Y. Dauphin, P. Liang, and J. Wortman Vaughan (eds.), *Advances in Neural Information Processing Systems*, 2021.
- Bradley Efron. Tweedie’s formula and selection bias. *Journal of the American Statistical Association*, 106(496):1602–1614, 2011.
- Berthy T Feng, Jamie Smith, Michael Rubinstein, Huiwen Chang, Katherine L Bouman, and William T Freeman. Score-based diffusion models as principled priors for inverse imaging. *arXiv preprint arXiv:2304.11751*, 2023.
- Rinon Gal, Yuval Alaluf, Yuval Atzmon, Or Patashnik, Amit H Bermano, Gal Chechik, and Daniel Cohen-Or. An image is worth one word: Personalizing text-to-image generation using textual inversion. *arXiv preprint arXiv:2208.01618*, 2022.
- Stuart Geman and Donald Geman. Stochastic relaxation, gibbs distributions, and the bayesian restoration of images. *IEEE Transactions on pattern analysis and machine intelligence*, (6): 721–741, 1984.

- Mario González, Andrés Almansa, and Pauline Tan. Solving inverse problems by joint posterior maximization with autoencoding prior. *SIAM Journal on Imaging Sciences*, 15(2):822–859, 2022.
- Linchao He, Hongyu Yan, Mengting Luo, Kunming Luo, Wang Wang, Wenchao Du, Hu Chen, Hongyu Yang, and Yi Zhang. Iterative reconstruction based on latent diffusion model for sparse data reconstruction. *arXiv preprint arXiv:2307.12070*, 2023.
- Amir Hertz, Ron Mokady, Jay Tenenbaum, Kfir Aberman, Yael Pritch, and Daniel Cohen-Or. Prompt-to-prompt image editing with cross attention control. *arXiv preprint arXiv:2208.01626*, 2022.
- Jonathan Ho and Tim Salimans. Classifier-free diffusion guidance. In *NeurIPS 2021 Workshop on Deep Generative Models and Downstream Applications*, 2021. URL <https://openreview.net/forum?id=qw8AKxfYbI>.
- Jonathan Ho, Ajay Jain, and Pieter Abbeel. Denoising diffusion probabilistic models. *Advances in Neural Information Processing Systems*, 33:6840–6851, 2020.
- Jonathan Ho, William Chan, Chitwan Saharia, Jay Whang, Ruiqi Gao, Alexey Gritsenko, Diederik P Kingma, Ben Poole, Mohammad Norouzi, David J Fleet, et al. Imagen video: High definition video generation with diffusion models. *arXiv preprint arXiv:2210.02303*, 2022.
- Álvaro Barbero Jiménez. Mixture of diffusers for scene composition and high resolution image generation. *arXiv preprint arXiv:2302.02412*, 2023.
- Zahra Kadkhodaie and Eero Simoncelli. Stochastic solutions for linear inverse problems using the prior implicit in a denoiser. In *Advances in Neural Information Processing Systems*, volume 34, pp. 13242–13254. Curran Associates, Inc., 2021.
- Ulugbek S Kamilov, Charles A Bouman, Gregory T Buzzard, and Brendt Wohlberg. Plug-and-play methods for integrating physical and learned models in computational imaging: Theory, algorithms, and applications. *IEEE Signal Processing Magazine*, 40(1):85–97, 2023.
- Tero Karras, Samuli Laine, and Timo Aila. A style-based generator architecture for generative adversarial networks. In *Proceedings of the IEEE/CVF Conference on Computer Vision and Pattern Recognition*, pp. 4401–4410, 2019.
- Bahjat Kawar, Gregory Vaksman, and Michael Elad. Snips: Solving noisy inverse problems stochastically. *Advances in Neural Information Processing Systems*, 34:21757–21769, 2021.
- Bahjat Kawar, Michael Elad, Stefano Ermon, and Jiaming Song. Denoising diffusion restoration models. In Alice H. Oh, Alekh Agarwal, Danielle Belgrave, and Kyunghyun Cho (eds.), *Advances in Neural Information Processing Systems*, 2022. URL <https://openreview.net/forum?id=kxXvopt9pWK>.
- Diederik P. Kingma and Jimmy Ba. Adam: A method for stochastic optimization. In *ICLR*, 2015.
- Diederik P Kingma and Max Welling. Auto-encoding variational bayes. *arXiv preprint arXiv:1312.6114*, 2013.
- Takeshi Kojima, Shixiang Shane Gu, Machel Reid, Yutaka Matsuo, and Yusuke Iwasawa. Large language models are zero-shot reasoners. *Advances in neural information processing systems*, 35: 22199–22213, 2022.
- Charles Laroche, Andrés Almansa, and Eva Coupete. Fast diffusion em: a diffusion model for blind inverse problems with application to deconvolution. *arXiv preprint arXiv:2309.00287*, 2023.
- Suhyeon Lee, Hyungjin Chung, Minyoung Park, Jonghyuk Park, Wi-Sun Ryu, and Jong Chul Ye. Improving 3D imaging with pre-trained perpendicular 2D diffusion models. *arXiv preprint arXiv:2303.08440*, 2023.
- Morteza Mardani, Jiaming Song, Jan Kautz, and Arash Vahdat. A variational perspective on solving inverse problems with diffusion models. *arXiv preprint arXiv:2305.04391*, 2023.

- Ron Mokady, Amir Hertz, Kfir Aberman, Yael Pritch, and Daniel Cohen-Or. Null-text inversion for editing real images using guided diffusion models. In *Proceedings of the IEEE/CVF Conference on Computer Vision and Pattern Recognition*, pp. 6038–6047, 2023.
- Naoki Murata, Koichi Saito, Chieh-Hsin Lai, Yuhta Takida, Toshimitsu Uesaka, Yuki Mitsufuji, and Stefano Ermon. Gibbsddrm: A partially collapsed gibbs sampler for solving blind inverse problems with denoising diffusion restoration. *arXiv preprint arXiv:2301.12686*, 2023.
- Gregory Ongie, Ajil Jalal, Christopher A Metzler, Richard G Baraniuk, Alexandros G Dimakis, and Rebecca Willett. Deep learning techniques for inverse problems in imaging. *IEEE Journal on Selected Areas in Information Theory*, 1(1):39–56, 2020.
- Neal Parikh and Stephen Boyd. Proximal algorithms. *Foundations and Trends in optimization*, 1(3): 127–239, 2014.
- Dustin Podell, Zion English, Kyle Lacey, Andreas Blattmann, Tim Dockhorn, Jonas Müller, Joe Penna, and Robin Rombach. Sdxl: improving latent diffusion models for high-resolution image synthesis. *arXiv preprint arXiv:2307.01952*, 2023.
- Ben Poole, Ajay Jain, Jonathan T. Barron, and Ben Mildenhall. Dreamfusion: Text-to-3d using 2d diffusion. In *The Eleventh International Conference on Learning Representations*, 2023. URL <https://openreview.net/forum?id=FjNys5c7VyY>.
- Alec Radford, Jong Wook Kim, Chris Hallacy, Aditya Ramesh, Gabriel Goh, Sandhini Agarwal, Girish Sastry, Amanda Askell, Pamela Mishkin, Jack Clark, et al. Learning transferable visual models from natural language supervision. In *International conference on machine learning*, pp. 8748–8763. PMLR, 2021.
- Aditya Ramesh, Prafulla Dhariwal, Alex Nichol, Casey Chu, and Mark Chen. Hierarchical text-conditional image generation with clip latents. *arXiv preprint arXiv:2204.06125*, 1(2):3, 2022.
- Sriram Ravula, Brett Levac, Ajil Jalal, Jonathan I Tamir, and Alexandros G Dimakis. Optimizing sampling patterns for compressed sensing mri with diffusion generative models. *arXiv preprint arXiv:2306.03284*, 2023.
- Herbert Robbins. An empirical bayes approach to statistics. In *Proc. 3rd Berkeley Symp. Math. Statist. Probab., 1956*, volume 1, pp. 157–163, 1956.
- Yaniv Romano, Michael Elad, and Peyman Milanfar. The little engine that could: Regularization by denoising (red). *SIAM Journal on Imaging Sciences*, 10(4):1804–1844, 2017.
- Robin Rombach, Andreas Blattmann, Dominik Lorenz, Patrick Esser, and Björn Ommer. High-resolution image synthesis with latent diffusion models. In *Proceedings of the IEEE/CVF Conference on Computer Vision and Pattern Recognition*, pp. 10684–10695, 2022.
- Litu Rout, Negin Raoof, Giannis Daras, Constantine Caramanis, Alexandros G Dimakis, and Sanjay Shakkottai. Solving linear inverse problems provably via posterior sampling with latent diffusion models. *arXiv preprint arXiv:2307.00619*, 2023.
- Chitwan Saharia, William Chan, Huiwen Chang, Chris Lee, Jonathan Ho, Tim Salimans, David Fleet, and Mohammad Norouzi. Palette: Image-to-image diffusion models. In *ACM SIGGRAPH 2022 Conference Proceedings*, pp. 1–10, 2022a.
- Chitwan Saharia, William Chan, Saurabh Saxena, Lala Li, Jay Whang, Emily L Denton, Kamyar Ghasemipour, Raphael Gontijo Lopes, Burcu Karagol Ayan, Tim Salimans, et al. Photorealistic text-to-image diffusion models with deep language understanding. *Advances in Neural Information Processing Systems*, 35:36479–36494, 2022b.
- Christoph Schuhmann, Romain Beaumont, Richard Vencu, Cade Gordon, Ross Wightman, Mehdi Cherti, Theo Coombes, Aarush Katta, Clayton Mullis, Mitchell Wortsman, et al. Laion-5b: An open large-scale dataset for training next generation image-text models. *Advances in Neural Information Processing Systems*, 35:25278–25294, 2022.

- Taylor Shin, Yasaman Razeghi, Robert L Logan IV, Eric Wallace, and Sameer Singh. Autoprompt: Eliciting knowledge from language models with automatically generated prompts. *arXiv preprint arXiv:2010.15980*, 2020.
- Jascha Sohl-Dickstein, Eric Weiss, Niru Maheswaranathan, and Surya Ganguli. Deep unsupervised learning using nonequilibrium thermodynamics. In *International Conference on Machine Learning*, pp. 2256–2265. PMLR, 2015.
- Bowen Song, Soo Min Kwon, Zecheng Zhang, Xinyu Hu, Qing Qu, and Liyue Shen. Solving inverse problems with latent diffusion models via hard data consistency. *arXiv preprint arXiv:2307.08123*, 2023a.
- Jiaming Song, Arash Vahdat, Morteza Mardani, and Jan Kautz. Pseudoinverse-guided diffusion models for inverse problems. In *International Conference on Learning Representations*, 2023b. URL https://openreview.net/forum?id=9_gsMA8MRKQ.
- Yang Song, Jascha Sohl-Dickstein, Diederik P. Kingma, Abhishek Kumar, Stefano Ermon, and Ben Poole. Score-based generative modeling through stochastic differential equations. In *9th International Conference on Learning Representations, ICLR*, 2021.
- Yang Song, Liyue Shen, Lei Xing, and Stefano Ermon. Solving inverse problems in medical imaging with score-based generative models. In *International Conference on Learning Representations*, 2022. URL <https://openreview.net/forum?id=vaRCHVj0uGI>.
- Singanallur V Venkatakrishnan, Charles A Bouman, and Brendt Wohlberg. Plug-and-play priors for model based reconstruction. In *2013 IEEE global conference on signal and information processing*, pp. 945–948. IEEE, 2013.
- Pascal Vincent. A connection between score matching and denoising autoencoders. *Neural computation*, 23(7):1661–1674, 2011.
- Jianyi Wang, Zongsheng Yue, Shangchen Zhou, Kelvin CK Chan, and Chen Change Loy. Exploiting diffusion prior for real-world image super-resolution. *arXiv preprint arXiv:2305.07015*, 2023a.
- Yinhui Wang, Jiwen Yu, Runyi Yu, and Jian Zhang. Unlimited-size diffusion restoration. In *Proceedings of the IEEE/CVF Conference on Computer Vision and Pattern Recognition*, pp. 1160–1167, 2023b.
- Zhengyi Wang, Cheng Lu, Yikai Wang, Fan Bao, Chongxuan Li, Hang Su, and Jun Zhu. Prolificdreamer: High-fidelity and diverse text-to-3d generation with variational score distillation. *arXiv preprint arXiv:2305.16213*, 2023c.
- Jay Whang, Qi Lei, and Alex Dimakis. Solving inverse problems with a flow-based noise model. In *International Conference on Machine Learning*, pp. 11146–11157. PMLR, 2021.
- Jay Whang, Mauricio Delbracio, Hossein Talebi, Chitwan Saharia, Alexandros G Dimakis, and Peyman Milanfar. Deblurring via stochastic refinement. In *Proceedings of the IEEE/CVF Conference on Computer Vision and Pattern Recognition*, pp. 16293–16303, 2022.
- Kaiyang Zhou, Jingkang Yang, Chen Change Loy, and Ziwei Liu. Learning to prompt for vision-language models. *International Journal of Computer Vision*, 130(9):2337–2348, 2022.
- Yuanzhi Zhu, Kai Zhang, Jingyun Liang, Jiezhang Cao, Bihan Wen, Radu Timofte, and Luc Van Gool. Denoising diffusion models for plug-and-play image restoration. In *Proceedings of the IEEE/CVF Conference on Computer Vision and Pattern Recognition*, pp. 1219–1229, 2023.

problem	FFHQ				ImageNet			
	Deblur (motion)	Deblur (gauss)	SR×8	inpaint	Deblur (motion)	Deblur (gauss)	SR×8	inpaint
Gradient type	Adam	Adam	GD	Adam	Adam	GD	GD	GD
ρ_t	0.05	0.05	1.0	0.05	0.1	$\bar{\alpha}_t$	$15\bar{\alpha}_t$	0.5
γ	5	4	4	3	5	4	4	3
λ	1.0	1.0	1.0	0.1	1.0	1.0	1.0	0.1
K	3	5	5	1	3	3	3	1
learning rate	$5e-5$	$1e-4$	$1e-4$	$1e-4$	$1e-5$	$1e-4$	$1e-5$	$1e-4$

Table 6: Hyper-parameter choice for the proposed method. White shade: hyper-parameters related to gradient updates, blue shade: hyper-parameters related to projecting onto the range space of \mathcal{E} , red shade: hyper-parameters related to prompt tuning.

A PROOF-OF-CONCEPT EXPERIMENT

For the caption generation with PALI, we simply take the captions with the highest score. Examples of the captions generated from PALI are presented in Fig. 8. In our initial experiments, we found that using PALI captions directly did not directly lead to an improvement in the performance, as it only describes the *content* of the image, and says nothing about the *quality* of the image. Therefore, we use the following text prompts for the oracle “A high quality photo of a {PALI_prompt}”, similar to the general text prompts.

For both inverse problems (SR×8, inpainting with $p = 0.8$), we use the LDPS algorithm with 1000 NFE and $\eta = 0.0$. We apply prompt tuning algorithm per denoising step as indicated in Algorithm 3, with $K = 5$ and learning rate of $1e-4$. When optimizing for the text embedding, we initialize it with the embedding vector from the token “A high quality photo of a face” for FFHQ, and “A high quality photo” for ImageNet in the case of inpainting. Note that for the latter, we did not find much performance difference when initializing from the null text prompt, or even initializing it with “A high quality photo of a dog”. For ×8 SR, we initialize the text embeddings from PALI captions generated from \mathbf{y} , as we empirically observe that PALI captions from \mathbf{y} still have a relatively good coarse description about the given image.

B IMPLEMENTATION DETAILS

B.1 STEP 1: \mathcal{C} UPDATE PROMPT TUNING

Since we do not have the ground truth clean image to optimize the conditional embedding over, we use the following optimization strategy

$$\mathcal{C}^* = \arg \min_{\mathcal{C}} \|\mathcal{AD}(\mathbb{E}[z_0|z_t, \mathbf{y}]) - \mathbf{y}\|_2^2, \quad (17)$$

where Eq. (17) is performed for every timestep t during the inference stage. Here, we approximate the conditional posterior mean as

$$\mathbb{E}[z_0|z_t, \mathbf{y}] = \frac{1}{\sqrt{\bar{\alpha}_t}} z_t + \frac{1 - \bar{\alpha}_t}{\sqrt{\bar{\alpha}_t}} (\nabla_{z_t} \log p(z_t) + \nabla_{z_t} \log p(\mathbf{y}|z_t)) \quad (18)$$

$$\simeq \mathbb{E}[z_0|z_t] + \frac{1 - \bar{\alpha}_t}{\sqrt{\bar{\alpha}_t}} \nabla_{\hat{z}_{0|t}} \log p(\mathbf{y}|\hat{z}_{0|t}), \quad (19)$$

which is the result of the approximations proposed in (Ravula et al., 2023; Barbano et al., 2023). In practice, we choose a static step size $\rho = 1.0$ with the gradient of the norm, which was shown to be effective in (Chung et al., 2023b). The resulting prompt tuning algorithm is summarized in Algorithm 3. Notice that we update our embeddings to improve the fidelity Eq. (17). However, in practice, this also leads to higher quality images in terms of perception. For optimizing Eq. (17), we use Adam with the learning rate and the number of iterations as denoted in Table 6 for every t .

Algorithm 5 P2L: Adam

Require: $\epsilon_{\theta^*}, \mathbf{z}_T, \mathbf{y}, \mathcal{C}, T, K, \gamma, \beta_1, \beta_2, \epsilon, \Gamma$

- 1: $\mathbf{m}_T \leftarrow \text{np.zeros_like}(\mathbf{z}_T)$
- 2: $\mathbf{v}_T \leftarrow \text{np.zeros_like}(\mathbf{z}_T)$
- 3: **for** $t = T$ **to** 1 **do**
- 4: $\mathcal{C}_t^* \leftarrow \text{OPTIMIZEEMB}(\mathbf{z}_t, \mathbf{y}, \mathcal{C}_t^0)$
- 5: $\hat{\epsilon}_t \leftarrow \epsilon_{\theta^*}(\mathbf{z}_t, \mathcal{C}_t^*)$
- 6: $\hat{\mathbf{z}}_{0|t} \leftarrow (\mathbf{z}_t - \sqrt{1 - \bar{\alpha}_t} \hat{\epsilon}_t) / \sqrt{\bar{\alpha}_t}$
- 7: **if** $(t \bmod \gamma) = 0$ **then**
- 8: $\hat{\mathbf{z}}'_{0|t} \leftarrow \mathcal{E}(\Gamma(\mathcal{D}(\hat{\mathbf{z}}_{0|t})))$
- 9: **end if**
- 10: $\mathbf{z}'_{t-1} \leftarrow \sqrt{\bar{\alpha}_{t-1}} \hat{\mathbf{z}}'_{0|t} + \sqrt{1 - \bar{\alpha}_{t-1}} \hat{\epsilon}_t$
- 11: $\mathbf{g} \leftarrow \nabla_{\mathbf{z}_t} \|\mathcal{AD}(\hat{\mathbf{z}}_{0|t}) - \mathbf{y}\|$
- 12: $\hat{\mathbf{m}}_{t-1} \leftarrow (\beta_1 \mathbf{m}_t + (1 - \beta_1) \mathbf{g}) / (1 - \beta_1)$
- 13: $\hat{\mathbf{v}}_{t-1} \leftarrow (\beta_2 \mathbf{v}_t + (1 - \beta_2)(\mathbf{g} \circ \mathbf{g})) / (1 - \beta_2)$
- 14: $\mathbf{z}_{t-1} \leftarrow \mathbf{z}'_{t-1} - \rho_t \frac{\hat{\mathbf{m}}_{t-1}}{\sqrt{\hat{\mathbf{v}}_{t-1} + \epsilon}}$
- 15: $\mathcal{C}_{t-1}^{(0)} \leftarrow \mathcal{C}_t^*$
- 16: **end for**
- 17: **return** $\mathbf{x}_0 \leftarrow \mathcal{D}(\mathbf{z}_0)$

B.2 STEP 2: \mathbf{z}_t UPDATE

In Table 6, there are two gradient types: GD and Adam. For GD, we use standard gradient descent steps as presented in Algorithm 4. For Adam, using the same prompt tuning Algorithm 3, we adopt a history gradient update scheme as proposed in He et al. (2023) to arrive at Algorithm 5. Note that the hyper-parameters of the Adam update were fixed to be $\beta_1 = 0.9, \beta_2 = 0.999, \epsilon = 1e - 8$, which is the default setting. We only search for the optimal step size ρ_t via grid search, which is set to 0.1 for motion deblurring in ImageNet, and 0.05 otherwise.

B.3 COMPARISON METHODS

LDPS LDPS can be considered a straightforward extension image domain DPS (Chung et al., 2023b). The three works that we review in this section (He et al., 2023; Rout et al., 2023; Song et al., 2023a) all consider LDPS as a baseline. In LDPS, we have the following update scheme

$$\mathbf{z}_{t-1} = \text{DDIM}(\mathbf{z}_t) - \rho \nabla_{\mathbf{z}_t} \|\mathbf{y} - \mathcal{AD}(\hat{\mathbf{z}}_0)\|_2, \quad (20)$$

where ρ is the step size, and $\text{DDIM}(\cdot)$ denotes a single step of DDIM sampling. We use a static step size of $\rho = 1$, widely adopted in literature.

LDIR (He et al., 2023) Using Adam-like history gradient update scheme, a single iteration of the algorithm can be summarized as follows

$$\mathbf{g}_t = \nabla_{\mathbf{z}_t} \|\mathbf{y} - \mathcal{AD}(\hat{\mathbf{z}}_0)\| \quad (21)$$

$$\hat{\mathbf{m}}_t = (\beta_1 \mathbf{m}_{t-1} + (1 - \beta_1) \mathbf{g}_t) / (1 - \beta_1) \quad (22)$$

$$\hat{\mathbf{v}}_t = (\beta_2 \mathbf{v}_{t-1} + (1 - \beta_2)(\mathbf{g}_t \circ \mathbf{g}_t)) / (1 - \beta_2) \quad (23)$$

$$\mathbf{z}_{t-1} = \text{DDIM}(\mathbf{z}_t) - \rho \frac{\hat{\mathbf{m}}_t}{\sqrt{\hat{\mathbf{v}}_t + \epsilon}}, \quad (24)$$

where \circ denotes element-wise product, and $\beta_1, \beta_2, \epsilon$ are the hyperparameters of the sampling scheme. As LDIR uses a momentum-based update scheme, we have smoother gradient transitions. We fix $\beta_1 = 0.9, \beta_2 = 0.999, \epsilon = 1e - 8$ to be identical to when using the proposed method. The step size ρ is chosen to be the optimal value found through grid search: 0.1 for ImageNet motion deblurring, and 0.05 otherwise.

GML-DPS, PSLD (Rout et al., 2023) GML-DPS attempts to regularize the predicted clean latent $\hat{\mathbf{z}}_0$ to be a fixed point after encoding and decoding. Formally, the update step reads

$$\mathbf{z}_{t-1} = \text{DDIM}(\mathbf{z}_t) - \rho \nabla_{\mathbf{z}_t} (\|\mathbf{y} - \mathcal{AD}(\hat{\mathbf{z}}_0)\|_2 + \gamma \|\hat{\mathbf{z}}_0 - \mathcal{E}(\mathcal{D}(\hat{\mathbf{z}}_0))\|_2). \quad (25)$$

steps	0	1			3			5		
lr	-	$1e-5$	$1e-4$	$1e-3$	$1e-5$	$1e-4$	$1e-3$	$1e-5$	$1e-4$	$1e-3$
FID	61.16	60.66	59.60	57.61	60.11	59.34	60.19	60.02	<u>58.59</u>	62.67
PSNR	26.49	26.69	26.71	26.73	26.78	26.70	26.61	<u>26.73</u>	26.17	26.38

Table 7: Robustness to hyper-parameters in prompt-tuning. FFHQ SR \times 8 on 256 test images. **Bold**: best, underline: second best.

Further, PSLD applies an orthogonal projection onto the subspace of \mathbf{A} in between decoding and encoding to enforce fidelity

$$\mathbf{z}_{t-1} = \text{DDIM}(\mathbf{z}_t) - \rho \nabla_{\mathbf{z}_t} \left(\|\mathbf{y} - \mathbf{A}\mathcal{D}(\hat{\mathbf{z}}_0)\|_2 + \gamma \|\hat{\mathbf{z}}_0 - \mathcal{E}(\mathbf{A}^\top \mathbf{y} + (\mathbf{I} - \mathbf{A}^\top \mathbf{A})\mathcal{D}(\hat{\mathbf{z}}_0))\|_2 \right). \quad (26)$$

We use the static step size of $\rho = 1$, and choose $\gamma = 0.1$, as advised in Rout et al. (2023). GML-DPS and PSLD are closest to the proposed method in spirit, as these methods attempt to guide the latents to stay closer to the natural manifold by enforcing them to be a fixed point after autoencoding. The difference is that these approaches use gradient guidance while we try to explicitly project the latents into the the natural manifold.

DPS (Chung et al., 2023b) DPS is a DIS that utilizes the following update scheme⁹

$$\mathbf{x}_{t-1} = \text{DDIM}(\mathbf{x}_t) - \nabla_{\mathbf{x}_t} (\|\mathbf{y} - \mathbf{A}\hat{\mathbf{x}}_0\|_2). \quad (27)$$

The optimal value of η was found through grid search for each inverse problem: $\eta = 0.0$ for SR \times 8, and $\eta = 1.0$ for others.

DDS (Chung et al., 2023c) The following updates are used

$$\hat{\mathbf{x}}'_0 = \arg \min_{\mathbf{x}} \frac{1}{2} \|\mathbf{y} - \mathbf{A}\mathbf{x}\|_2^2 + \frac{\gamma}{2} \|\mathbf{x} - \hat{\mathbf{x}}_0\|_2^2 \quad (28)$$

$$\mathbf{x}_{t-1} = \sqrt{\bar{\alpha}_{t-1}} \hat{\mathbf{x}}'_0 + \sqrt{1 - \bar{\alpha}_{t-1} - \eta^2 \tilde{\beta}_{t-1}^2} \hat{\boldsymbol{\epsilon}}_t + \eta \tilde{\beta}_{t-1} \boldsymbol{\epsilon}, \quad (29)$$

where Eq. (28) is solved through CG with 5 iterations, $\gamma = 1.0$. $\eta = 0.0$ is chosen for Gaussian deblurring, and $\eta = 1.0$ for the rest of the inverse problems.

DiffPIR (Zhu et al., 2023) Similar to DDS, the following updates are used

$$\hat{\mathbf{x}}'_0 = \arg \min_{\mathbf{x}} \frac{1}{2} \|\mathbf{y} - \mathbf{A}\mathbf{x}\|_2^2 + \frac{\lambda \sigma^2 \bar{\alpha}_t}{2(1 - \bar{\alpha}_t)} \|\mathbf{x} - \hat{\mathbf{x}}_0\|_2^2 \quad (30)$$

$$\mathbf{x}_{t-1} = \sqrt{\bar{\alpha}_{t-1}} \hat{\mathbf{x}}'_0 + \sqrt{1 - \bar{\alpha}_{t-1}} (\sqrt{1 - \zeta} \hat{\boldsymbol{\epsilon}}_t + \sqrt{\zeta} \boldsymbol{\epsilon}), \quad (31)$$

where σ is the noise level of the measurement, and λ, ζ are hyper-parameters. Unlike DDS, the solution to Eq. (30) is obtained as a closed-form solution. These hyper-parameters are found through grid search. SR \times 8: $\zeta = 0.35, \lambda = 35.0$ / Deblur: $\zeta = 0.3, \lambda = 7.0$ / Inpaint: $\zeta = 1.0/\lambda = 7.0$.

C EFFICIENT IMPLEMENTATION IN JAX

In model-based inverse problem solving, having access to efficient computation of the adjoint \mathbf{A}^\top is a must. Here, we consider a general case of solving linear inverse problems where the computation of SVD is too costly, and hence one has to define the adjoint operator manually (e.g. computed tomography). Furthermore, for cases such as deblurring from circular convolution, one needs to carefully design the operator, as there are many potential pitfalls (e.g. boundary, size mismatch). These are more often than not the limiting factors of the applicability of the model-based approaches for solving inverse problems. We show in Fig. 5 that this can be much alleviated by using jax, as we can implicitly define a transpose operator with reverse-mode automatic differentiation (Baydin et al., 2018). We note this design was also established in (Balke et al., 2022).

⁹The original work only considered DDPM sampling. We consider DDIM as a generalization of DDPM as it can be retrieved with $\eta = 1.0$.




Figure 4: Close-up of the progress of $\mathcal{D}(\hat{z}_0)$ through time t when solving $\times 8$ SR on FFHQ.

```

ones = jnp.ones(x.shape)
_, _AT = jax.vjp(A_funcs.A, ones)
AT = lambda y: _AT(y)[0]
A_funcs.AT = AT
def cg_A(x, cg_lamb):
    return A_funcs.AT(A_funcs.A(x)) + cg_lamb * x
hatx0 = D(hatz0)
cg_y = A_funcs.AT(y) + cg_lamb * hatx0
hatx0, _ = jax.scipy.sparse.linalg.cg(cg_A, cg_y, x0=hatx0)

```

Figure 5: Defining \mathbf{A}^\top can be automatically achieved through `jax.vjp` given that \mathbf{A} is differentiable.

D TARGETTING ARBITRARY RESOLUTION

For SD, using an encoder to convert from the image to the latent space reduces the dimension by $\times 8$. When training SD, the diffusion model that operates on the latent space was trained with 64×64 latents, obtained from 512×512 images. When the image that we wish to restore (or generate) is larger than 512×512 , the latents will also be larger than 64×64 . In this case, due to the train-test time discrepancy, the results that we get will be suboptimal if one processes the larger latent as a whole (Fig. 6 (a)). A natural way to counteract this discrepancy is to process the latents in patches¹⁰. When processing in patches of size 64×64 with stride 32 on both directions, it requires us 4 score function NFEs per denoising step (Fig. 6 (b),(c)). Bar-Tal et al. (2023) uniformly weights the overlapping patches, and Jiménez (2023) weights the patches with Gaussian weights with variance 0.01. The downside of these methods is that the number NFEs required for inference scales quadratically with the size of the image.

On the other hand, the proposed method can process the large latent as a whole, as in the “vanilla” method, and project this latent to the range space of \mathcal{E} by setting $\hat{z}'_0 = \mathcal{D}(\Gamma(\mathcal{E}(\hat{z}_0)))$ for every few steps. Even though the proposed method is considerably faster than patch-based methods (Bar-Tal et al., 2023; Jiménez, 2023), we see that one can achieve a comparable, or superior performance, as presented in Fig. 3. Furthermore, in Fig. 7, we show that we can use both patching method and the projection method simultaneously, achieving the best results.

E FURTHER EXPERIMENTAL RESULTS

¹⁰For all the experiments considered in this paper, we consider 768×768 images (96×96 latents).

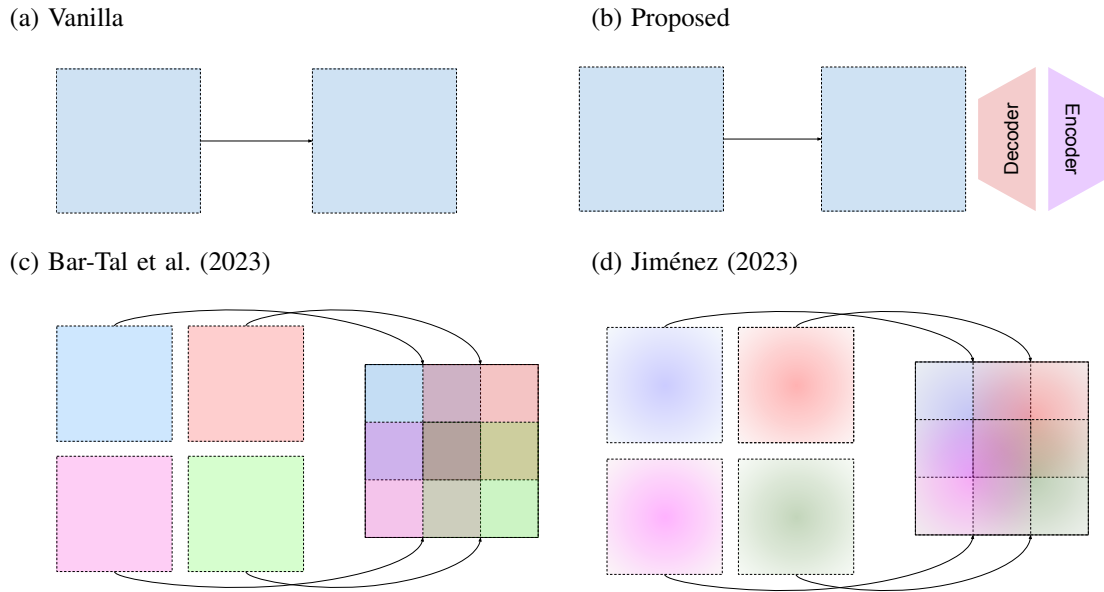


Figure 6: Method comparison for processing higher resolution images in the latent space.




Figure 7: Further results on $\times 8$ SR on DIV2K validation set of 768×768 resolution. Comparison between with and without using our projection approach on various baseline methods.

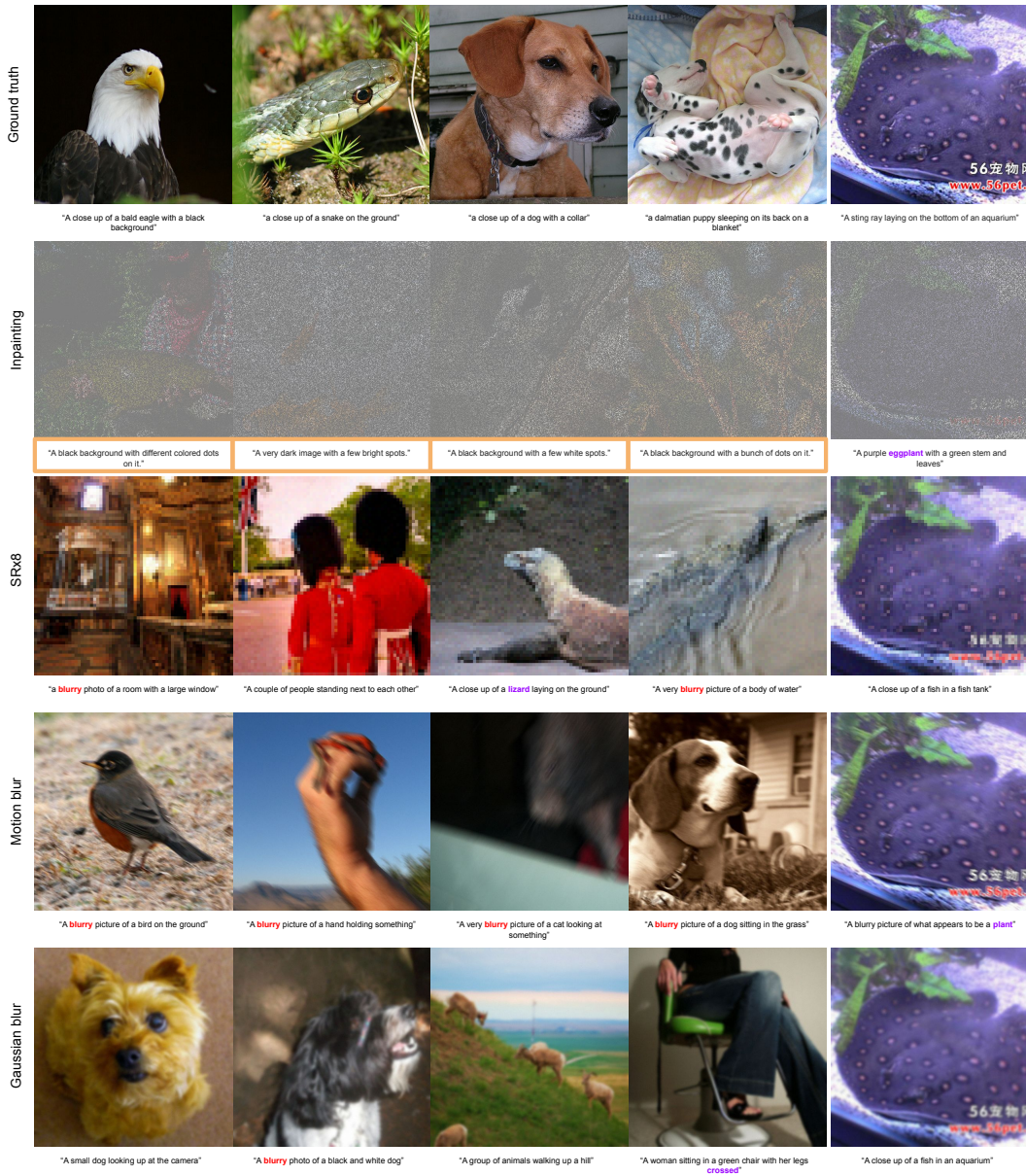



Figure 8: Captions generated by PALI (Chen et al., 2022) from ground-truth ImageNet 512×512 clean images, and the degraded images. The rightmost column contain images that are from the same ground truth. Captions in in orange box completely fail to describe the underlying image. Purple captions wrongly identify the image. Captions generated from degraded measurements often contain negative words such as **blurry**.



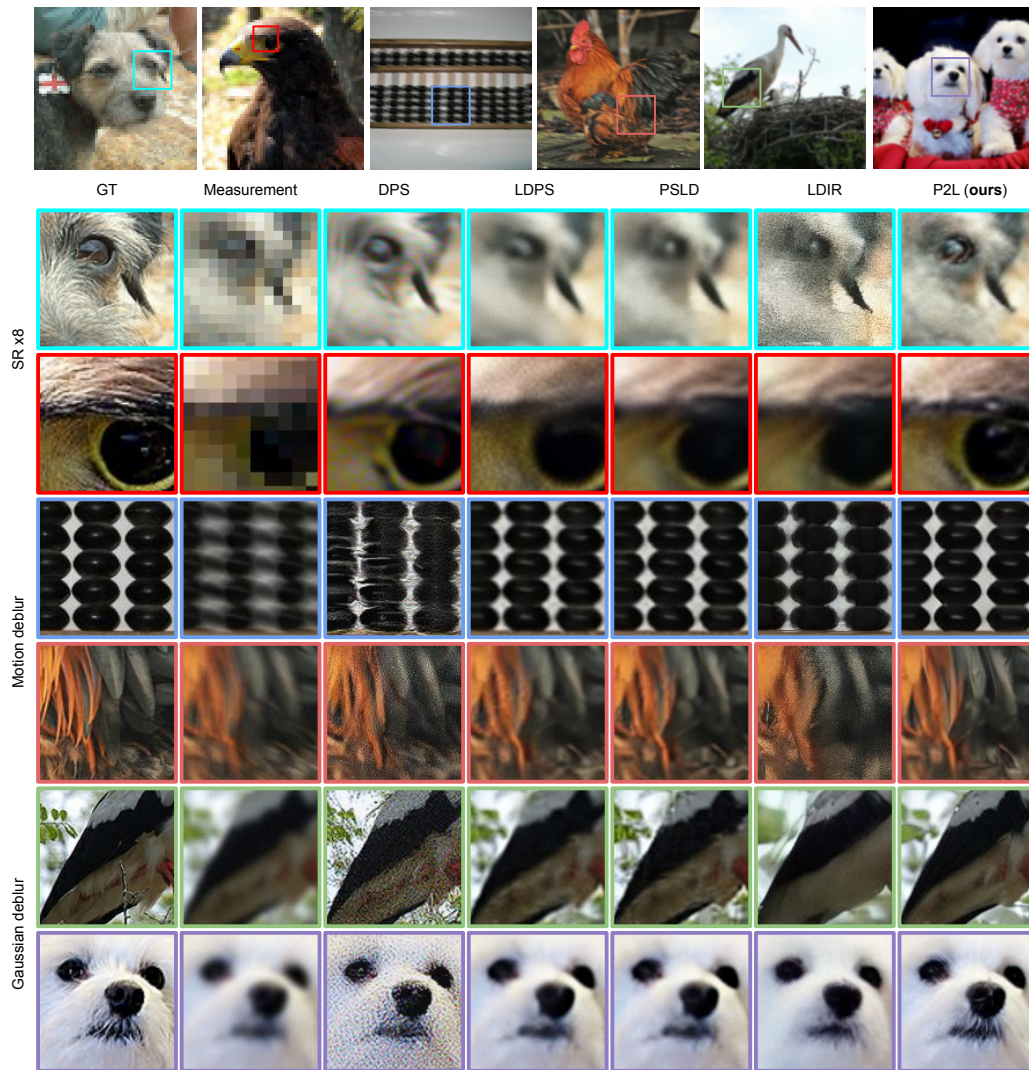


Figure 10: Close-up comparison on diverse inverse problem tasks. Ground truth, measurement, DPS (Chung et al., 2023b), LDPS, PSLD (Rout et al., 2023), LDIR (He et al., 2023), and the proposed method.