

# SEED: Simple, Efficient, and Effective Data Management via Large Language Models

Zui Chen  
MIT  
Cambridge, Massachusetts  
chenz429@mit.edu

Ju Fan  
Renmin University of China  
China  
fanj@ruc.edu.cn

Zeyuan Shang  
MIT  
USA  
zeyuans@mit.edu

Lei Cao  
U of Arizona/MIT  
Tucson, Arizona  
lcao@csail.mit.edu

Nan Tang  
HKUST (GZ)  
China  
nantang@hkust-gz.edu.cn

Chunwei Liu  
MIT  
USA  
chunwei@mit.edu

Tim Kraska  
MIT  
USA  
kraska@mit.edu

Sam Madden  
MIT  
Cambridge, Massachusetts  
madden@csail.mit.edu

Zihui Gu  
Renmin University of China  
China  
guzh@ruc.edu.cn

Michael Cafarella  
MIT  
USA  
michjc@csail.mit.edu

## ABSTRACT

We introduce SEED, an LLM-centric system that allows users to easily create efficient, and effective data management applications. SEED comprises three main components: code generation, model generation, and augmented LLM query to address the challenges that LLM services are computationally and economically expensive and do not always work well on all cases for a given data management task. SEED addresses the expense challenge by localizing LLM computation as much as possible. This includes replacing most of LLM calls with local code, local models, and augmenting LLM queries with batching and data access tools, etc. To ensure effectiveness, SEED features a bunch of optimization techniques to enhance the localized solution and the LLM queries, including automatic code validation, code ensemble, model representatives selection, selective tool usages, etc. Moreover, with SEED users are able to easily construct a data management solution customized to their applications. It allows the users to configure each component and compose an execution pipeline in natural language. SEED then automatically compiles it into an executable program. We showcase the efficiency and effectiveness of SEED using diverse data management tasks such as data imputation, NL2SQL translation, etc., achieving state-of-the-art few-shot performance while significantly reducing the number of required LLM calls.

## 1 INTRODUCTION

Data management is an interdisciplinary domain that encompasses the collection, preparation, maintenance, and analysis of data [29] using diverse methodologies, tools, and techniques. In recent years, the significance of data management has risen considerably with the advent of Big Data, as organizations across various sectors strive

to capitalize on the abundance of data at their disposal to secure a competitive edge.

The field of data management is incredibly diverse, encompassing a wide range of domains and applications. Due to this diversity, there is no one-size-fits-all solution to data management problems. Instead, data scientists must employ various tools, algorithms, and models, and adapt the existing solutions or develop their own solutions based on the specific problem at hand. Therefore, devising a data management solution for a particular scenario can be a cumbersome, time-consuming, and challenging process. It entails extensive communication of requirements, a collaboration between domain experts and programmers, multiple rounds of debugging and testing, and active maintenance to accommodate new use cases.

This underscores the need for a *generic* system that enables users to efficiently and effectively develop data management solutions for various applications. Clearly, this is challenging, due to the diversity of data management problems.

The emergence of Large Language Models (LLMs) potentially could revolutionize this highly challenging yet critical data management area. Pre-trained LLMs such as GPT-3 [21], Codex [19], ChatGPT [41], GPT-4 [42], and LLaMA [17] have not only shown the impressive ability to comprehend human requirements and instructions but also to generate code like a programmer. Such ability could be leveraged to solve specific data management problems like data imputation or entity resolution [15].

However, although the rise of LLMs has opened up new possibilities for developing data management applications, effectively using LLMs to solve data management problems faces major challenges.

First, the effectiveness of LLMs could be **unstable**. LLMs heavily rely on the *prompt* [20] — the formatting of inputs the users provide to the model. With different prompts, an LLM could produce

completely different results, leading to the necessity of prompt engineering [18]. For example, in a task that extracts places from text, a small modification from “[X] is located in which country or state? [Y].” to “[X] is located in which country? In [Y].” could improve accuracy by more than 30% [32]. However, prompt engineering is a laborious and ad hoc process that not only relies heavily on trial and error but also requires experience and understanding of LLM mechanisms.

Second, LLM inferences are **expensive** both computationally and economically. The auto-regressive generation method (i.e., generating tokens sequentially one by one) employed by LLMs could result in significant latency. This latency is further compounded by network delays when utilizing cloud-based LLM services. For example, GPT-4 inference could take  $\sim 200\text{ms}/\text{token}$ , which roughly translates to only 4 words/s. High-quality LLM inferences are also financially burdensome: given an entity resolution task, operating GPT-4 on the Amazon-Google dataset [33] with only  $\sim 2000$  records could cost over \$80 and over 3 hours. Yet in practice, a data management task often has to handle big data with billions of data records. Solving such a task by routinely calling the LLM service is neither affordable in monetary costs nor acceptable in execution time for most of the users.

Third, LLMs could be **unscalable** when dealing with loads of local data. Most LLMs, especially the popular LLMs in the field such as GPT-4 [42] and Llama2 [55], have a limited context length between  $2K \sim 32K$  token. However, to make an informative decision, in some cases, LLMs have to see the whole database. As a toy NL2SQL example, to correctly translate a natural language query “Find the salary of Mike Stonebraker from MIT employee database” to an SQL query, the LLMs have to access the content of the database to check if MIT stores the first name of Dr. Stonebraker as ‘Mike’ or ‘Michael’. Further, even if the context length constraint was lifted in the future or partially addressed using LLMs like Claude2 [1], uploading large amounts of data to cloud-based LLM services would still result in unaffordable costs.

Last but not least, LLMs are **unspecialized** — they are not trained specifically to the data management tasks. Therefore, they are not always more effective than existing, highly specialized approaches such as traditional rule/similarity search-based methods or learned small models. For example, on the Amazon-Google entity resolution dataset [33], a fine-tuned small model demonstrated an F1 score that was 21% higher than that achieved by a zero-shot LLM [15]. Hence, while it may be tempting to view LLMs as a convenient substitute for traditional methods, merely relying on LLMs may result in sub-optimal solutions.

In this work, we propose to build a generic system, called SEED, which targets to solve all the above challenges in a systematic way. SEED allows the users to *easily* produce *effective*, *efficient*, and *affordable* LLM-powered solution for various problems including data extraction [8], data discovery, data annotation [10, 47], data integration [15], data cleaning, NL2SQL [63], etc. Users are able to produce an end-to-end data management pipeline by merely communicating with SEED in natural language.

SEED serves as a communication bridge between LLMs, users, local data, and local tools (Fig. 1). Users simply describe their tasks to SEED. SEED then automatically produces an LLM-powered solution to the given task, without the need of prompt engineering or

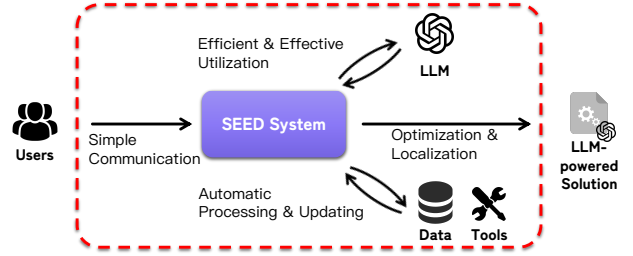


Figure 1: SEED System.

coding. Rather than solve the problem by routinely querying the LLMs, SEED is a *hybrid solution* that combines the strength of LLMs, automatically generated code, small models distilled from LLMs, and existing local tools. The core idea of SEED is to *localize the computation as much as possible*, e.g., replacing direct queries to LLMs with generated code and small models that could run on *local data*. In this way, SEED ensures the produced solution to be both computation-efficient and cost-efficient.

On the other hand, this hybrid solution makes it possible for SEED to meet the diverse needs of various data management scenarios. First, by generating code, SEED is able to effectively incorporate application-specific needs and encode them into the program as executable rules. Further, in the generated code, where appropriate, SEED calls the tools and algorithms highly customized to the given data management problem, thus effectively combining the merits of conventional data management solutions and LLMs. Second, SEED produces small models to simulate the functionality of the LLMs. In addition to the computational efficiency, small models are more flexible in leveraging user feedback or a small number of examples and thus can be adapted smoothly to a new problem.

SEED features a bunch of optimizations to automate the process of creating a solution, while guaranteeing the effectiveness of the produced solutions. In particular, SEED interacts with LLMs to automatically generate code, validate results, and fix errors. To ensure the quality of the generated code, SEED automatically produces a set of code snippets, ranks them based on the outputs, and aggregates them up to produce the final results. Using the LLMs as teachers, SEED automatically distills the LLMs into small models that are customized for the specific given task, without requiring a large number of human-annotated examples. During online inference, SEED continuously accumulates the inference results, learns from the online data, and dynamically adjusts the models. The small yet dynamic models could thus be even more effective than the static LLMs.

Moreover, SEED uses local tools to augment the LLMs to efficiently and effectively access local data. When invoking LLMs, rather than simply uploading the large local data to LLMs, the tools for local data access allow SEED to selectively choose relevant data pieces, automatically summarize the data into concise formats, and only feed LLMs the information that is absolutely necessary to the task at hand. SEED thus minimizes the amount of data that has to be processed by LLMs and further cuts down the costs.

Our main contributions include:

- **Code Generation:** To localize the computation, we propose techniques to automatically generate, validate, and ensemble code

snippets. In particular, we design a code generation suite including *advised code generation with validation* and *code ensemble with evolution*. We propose to use an advisor to aid LLM code generation. We introduced multiple code validation techniques and an iterative strategy to automatically fix errors in the code. We design an evolutionary algorithm for autonomously improving a code ensemble.

- **Model Generation:** We propose to generate a local model to fully leverage the results of historical LLM queries — bypassing LLMs with either a frozen local model or a learning local model, reusing or imitating past LLM responses. We explore different strategies to process batch data and streaming data, introducing an algorithm to generate an optimal localization plan.

- **LLM Query:** We propose optimization techniques to enhance the efficiency and effectiveness of direct LLM queries including *query batching* and *tools usage*. In query batching, we investigate different batching strategies when querying an LLM. In tools usage, we formulate an automated procedure for SEED to intelligently select user-defined tools to access local data.

- **Experiment Results:** We conduct experiments on a wide range of data management tasks (Sec. 8), including data imputation, information extraction, topic classification, and NL2SQL. Our approach achieves state-of-the-art few-shot performance while minimizing the number of LLM queries.

## 2 PRELIMINARIES

### 2.1 Pre-trained Language Models

Transformer [56], a deep-learning model architecture for processing sequential data, has become very popular and revolutionized Natural Language Processing (NLP) tasks. After being pre-trained on vast amounts of textual data, Transformer-based models are able to understand and process natural language and solve natural language-related tasks.

During pre-training, Transformer-based models are typically trained in a self-supervised manner using large amounts of unlabeled textual data. That is, the model is asked to complete a sentence or fill in masked tokens in a sentence. This pre-training phase helps the model learn general language patterns and representations. The pre-trained model checkpoints can then be directly used, or fine-tuned to adapt to other tasks. Common pre-training methods include BERT [12], RoBERTa [39], BART [34], T5 [46], all released with corresponding model checkpoints.

During inference, the Transformer model could be used as a single encoder  $C : X \rightarrow \mathbb{R}^d$ , which embeds the sequential input  $x = x_1, x_2, \dots, x_n$  as a high-dimensional vector embedding  $v \in \mathbb{R}^d$ , which can then be used by an arbitrary task-specific model head. For instance, a typical model head for classification tasks is a classifier, which is usually implemented via a Multi-Layer Perception (MLP). Alternatively, some Transformer models contain a separate encoder and decoder, which can be used as  $S : X \rightarrow Y$  which maps the sequential input  $x = x_1, x_2, \dots, x_n$  to another sequential output  $y = y_1, y_2, \dots, y_n$ . The latter is also known as Sequence-to-Sequence (Seq2Seq) generation, a typical paradigm for processing textual data [54].

### 2.2 Large Language Models

Large language models (LLMs) are pre-trained language models that are sufficiently large. These models are of sizes up to hundreds of billions of parameters [42], and are trained on corpora with billions of tokens. Most of the current LLMs are based on the Transformer [56] architecture, trained on gigantic unlabelled corpora through self-supervised learning tasks, thus possessing the power of understanding natural language. Since GPT-3 [21], the LLMs are becoming remarkably stronger and have made significant strides in recent years. For instance, the recent ChatGPT [41] and GPT-4 [42] have exhibited possession of common sense knowledge and outstanding ability to reason and perform logical inference tasks with high accuracy. This progress has led to an exponential increase in the number of applications of LLMs in various fields such as natural language generation, question-answering systems, and language translation, among others [62].

Meanwhile, as the language models become larger in size, their computational cost increases dramatically. As a result, fine-tuning these large models for every downstream task has become impractical. This has sparked interest in a new approach to utilizing LLMs. Prompt learning [20, 21] is a general method that enables users to apply LLMs to new tasks and data domains without modifying the models themselves. This is achieved by incorporating prompts, such as task descriptions, tags, examples, and hints as textual input to the LLM. For example, a task description such as “*Convert the following natural language query to SQL:*” could enable LLMs to perform zero-shot NL2SQL translation. Meanwhile, incorporating in-context learning [13] such as “*Example: NL Query: ... SQL: ...*” could enable LLMs to adapt to a few-shot setting. Prompt learning is a powerful and efficient way to leverage the capabilities of LLMs for new purposes without additional fine-tuning. Naturally, the design of effective prompts for each task is crucial for LLMs to achieve optimal performance. Extensive research has been conducted in the field of prompt engineering [18] and the development of prompt generators [16]. However, the task of prompt engineering can often be laborious and time-consuming.

## 3 RELATED WORK

**LLMs in Data Management.** The rapid advancement of LLMs over the past few years has sparked significant research exploring their applications across various domains. In the field of data management, researchers have begun to exploit LLMs’ abilities to understand and generate natural language through end-to-end conversational agents.

Specifically, most studies attempt to directly employ LLMs to solve a task by describing the task in a natural language. Zero-shot or few-shot LLMs are then utilized to generate textual responses, which are converted to the expected task output. For instance, for an NL2SQL task, an LLM is instructed as follows: “*Using valid SQLite, answer the following questions for the tables provided above.*” [35]. As another example, in entity resolution, an LLM is asked if two records in a sentence belong to the same entity [33]. Much of such empirical research [6, 15, 21, 31] has demonstrated the feasibility of applying LLMs to data management tasks. However, these studies mainly focused on designing appropriate prompts to make LLM effective for a specific task, while our system aims at offering a generic tool for the users to effectively solve various data management tasks.

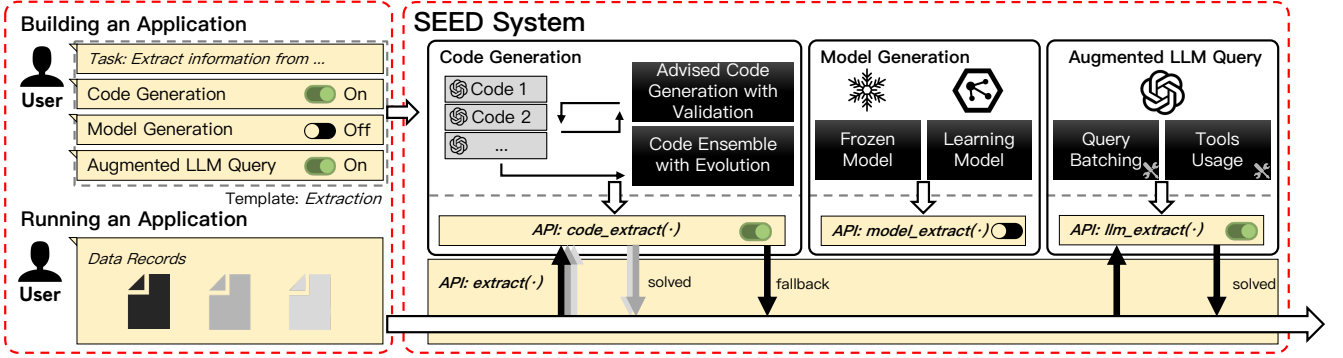


Figure 2: SEED Pipeline.

Despite the convenience of a direct solution, relying solely on LLMs and considering them a universal answer for all data management tasks may result in a lack of robustness, inefficiency, scalability issues, and ineffectiveness, as discussed in Sec. 1. Although some early studies have targeted some of these problems caused by the limited tunability and high computational cost of LLMs, these works, again, only focused on individual data management tasks. For instance, Evaporate [2] focused on information extraction using LLM-generated rules; Chameleon [40] focused on question answering with LLM plug-ins; PromptNER [3] focused on named entity recognition by incorporating definitions and potential entities, etc. **Applied, Open Source LLM Projects.** Apart from academic research, large open-source projects like langchain [4] have emerged to integrate recent advances in large models on a single platform. Nevertheless, similar to other infrastructures like huggingface [60], langchain mainly serves as an implementation platform where the users can leverage the existing techniques to develop LLM-based applications. It does not provide any built-in support to better solve data management problems. Moreover, the efficiency and scalability issues are largely overlooked.

Individual applied projects are emerging as well, which implement and integrate practical optimizations into LLMs. For example, GPT-Cache [36] caches LLM QA responses for reuse; LLAMA Index [37] develops Retrieval-Augmented LLMs (RAG) to overcome the hallucination problem; AgentGPT focuses on customizing LLMs as dialogue agents [49]; Auto-GPT [53] includes textual memory and internet access to search and gather information; ChatDB [27] extends LLMs with external symbolic memories, etc. However, each project only focuses on one specific optimization with straightforward implementation, rather than systematically studying and addressing the challenges raised in effectively and efficiently using LLMs to solve data management problems.

**Fine-tuning LLMs.** Contemporary LLMs are typically fine-tuned through in-context learning [13], a process that involves demonstrating the task to the LLM through a limited number of examples. Despite the extensive research conducted on in-context learning [13], the few-shot setting remains constrained due to the inability of LLMs to effectively utilize all labeled data or recover from erroneous cases. An alternative approach, delta-tuning [11, 28] a local LLM, allows for task-specific tuning of LLMs with more annotated data. However, tuning a local LLM necessitates a considerable investment in

computational resources and ongoing maintenance, thereby limiting its application. The optimization strategies investigated in SEED are orthogonal to fine-tuning or delta-tuning, which means SEED can work seamlessly on any LLMs, either tuned or not.

## 4 SEED SYSTEM OVERVIEW

### 4.1 System Architecture

As shown in Fig. 2, SEED consists of three key components: *Code Generation*, *Model Generation*, and *Augmented LLM Query*, suitable for optimization under different scenarios. Code generation and model generation replace expensive LLM service with localized computation, while augmented LLM query uses multiple optimization techniques, in particular *query batching* and *tools usage*, to make LLMs more efficient and effective in supporting data management tasks.

**Code Generation.** SEED uses LLMs to generate executable code to tackle data management tasks. Code generation is suitable for the data management tasks where most cases can be effectively addressed using highly customized conventional methods or rule-based methods such as regular expression or fuzzy string matching. Therefore, SEED generates code to handle these cases and only invokes LLM queries on the cases where the encoded common knowledge and reasoning ability of LLMs can help. The generated code is then executed locally on the data storage, resulting in significantly improved efficiency and scalability compared to blindly using LLMs to process all local data.

**Model Generation.** On the other hand, in recent years, learning-based models locally trained on a large number of labeled examples, have shown to be very effective on many data management tasks, such as entity resolution [43]. Therefore, for these tasks, we propose to generate local models to replace LLMs. The key idea is to treat LLMs as annotators to distill the LLM to a small model (not necessarily restricted to deep-learning models) customized to the given task. In this way, LLMs automatically supply labels, avoiding the human labeling efforts [44, 58]. Specifically, by judiciously selecting queries to present to LLMs and leveraging LLM responses as pseudo-annotations, SEED combines the effectiveness of LLMs with learned models.

**Augmented LLM Query.** SEED uses LLM service to handle the cases where code and small local model are not effective. As an



example of such a situation, in an entity resolution task, LLMs can easily tell that “IBM” and “Big Blue” both refer to the same company, while it is hard for traditional or learning-based methods. We propose optimizations such as *query batching* and *tools usage* to address the limitations of LLMs on the prohibitive inference costs as well as the insufficiency in processing large amounts of data. Query batching allows SEED to handle multiple instances with one single LLM query, leading to much lower execution costs but also higher accuracy. Targeting the data processing problem, the tools usage optimization first decomposes a complex task into multiple steps and uses LLMs to solve the problem in an interactive and iterative manner. Then in each iteration, SEED dynamically determines which tool an LLM should use to collect information from the local data that is necessary to solve the problem.

## 4.2 SEED Usage

SEED allows users to easily construct a data management solution.

For the typical data management tasks, such as data discovery, entity resolution, data imputation, or NL2SQL, SEED offers built-in templates. A template corresponds to an execution pipeline of the SEED components that are selected to solve this task. This is because different components are suitable for different types of tasks, as discussed in Sec. 4.1. For example, an entity resolution task is a good fit to run a local model first and then fall back to LLM queries in situations where the local model is not confident enough. Therefore, this template enables the model generation and augmented LLM query components and runs them sequentially. Users can directly use the template to solve a problem by specifying the required inputs such as the task description or the input data source. After configuration, SEED automatically compiles it to an executable local program that runs on the dataset.

Moreover, given a new data management task where a template is not available, with SEED, users are able to quickly come up with a solution, without writing any code. Apart from describing their task and data in natural language, in this case, users need to determine which components in SEED are suitable for the given task and thus should be enabled. For example, given an information extraction task “*extract from the following HTML document: the name, height, and college attended of each player*”, the user may choose to enable the code generation component, as code can extract information effectively with a bunch of rules. On the other hand, given a data imputation task “*given the name and description of a product, impute its manufacturer*”, both code and the common knowledge encoded in LLMs can help. This is because the manufacturer often shows in the product description and thus can be extracted by rules, while on the other hand, LLMs know the manufacturer of many popular products even if it is not in the product description. Therefore, the code generation and augmented LLM query components are expected to be enabled. The above two examples are described in more detail in our experiments (Sec. 8).

After completing the above configuration for a specific data management dataset, SEED proceeds to compile the configuration into a localized executable program API (Fig. 2), which encompasses generated code, generated model, and the execution order of the pipeline. All relevant operations, including code execution, model

usage, and LLM calls, are seamlessly handled internally by the program API. It is readily deployable by users without requiring any modifications or adaptations.

The program typically runs on the data management dataset at the data record level. For instance, in the case of the manufacturer imputation task mentioned above, the program corresponds to a function API: `get_manufacturer(name, desc)`. It accepts a single product information (name and description) as input and returns the imputed manufacturer. For an entity resolution task, the input will be a pair of entities to be judged. The program determines whether they refer to the same entity or not using the generated local model and the augmented LLM queries.

In the remainder of this paper, we will introduce techniques for generating high-quality code and automatically verifying their correctness (Sec. 5), discuss the different strategies in using LLMs as annotators to construct local models (Sec. 6), and the optimizations that augment the LLM queries in both effectiveness and efficiency (Sec. 7).

## 5 CODE GENERATION

LLMs are shown to be powerful tools in solving data management tasks, especially the cases that need the encoded common knowledge or reasoning ability of LLMs. These cases are typically hard for the conventional methods. However, LLMs are not necessarily always the most effective and economical way to solve all cases. Consider the scenario of information extraction. Although information extraction is flexible in general, simple rules or rules that incorporate application-specific needs can partially solve extraction problems for many targets. For example, extracting monetary amounts is relatively easy using a regular expression such as “`[$\d[\d|,|.]*`”, which matches whole-word strings beginning with a dollar sign and containing only digits, commas, or periods. Such solution may not be perfect but will find most of the mentions, reducing the need for LLMs to step in. Therefore, it is possible to leverage a set of simple rules to address straightforward cases of a problem before resorting to more complex approaches such as an LLM call; and the most universal way of expressing the rules is executable programs (code).

data management applications are diverse and usually require different rules. Therefore, it is difficult to build a system that universally supports many different data management tasks. Instead, users often have to write their own programs to address their specific problems. This is labor intensive, not to mention that many users are not proficient programmers.

The most recent advances in LLM technologies have made them a skilled programmer. In particular, by fine-tuning LLMs on code datasets, several existing LLMs, such as Codex [19], GPT-4 [42], and LLaMA2 [17], are shown to be capable of comprehending requirements, generating functional code snippets, debugging the code, and improving the code.

This inspires us to propose a solution that combines the LLM-generated code and the LLM queries to tackle data management problems. This makes it possible for us to build a generic system to solve various data management problems. Moreover, LLM-generated code localizes the computation, thus is much more efficient and scalable compared to calling LLM services.

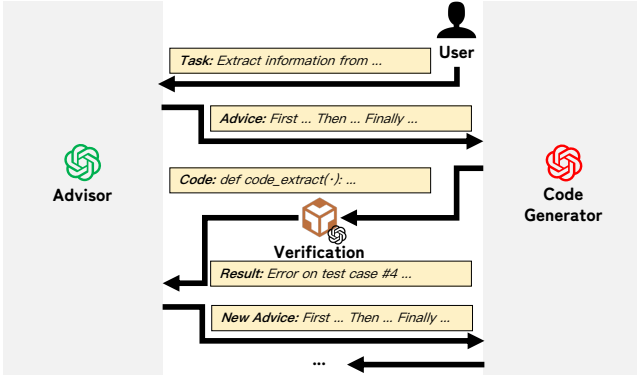


Figure 3: Illustration of the advised code generation with validation process for a single code snippet.

However, although using LLMs to generate code is a cool idea and has been broadly used, LLMs often have trouble generating high-quality and robust code. Meanwhile, prompt engineering and manual verification of correctness for generated code require substantial time investment, rendering LLM code generation less productive. Moreover, nowadays LLMs are usually evaluated on small code generation tasks [5], while they still struggle to generate large-scale applications or programs requiring complex logic.

SEED proposes two techniques to address the above challenges, which together improve the accuracy and robustness of the generated code and minimize human effort. First, *advised code generation with validation* formulates code generation and debugging as a unified, interactive process that fully leverages the reasoning ability of LLMs. This process is fully automatic, while guaranteeing the quality of the code. Second, *code ensemble with evolution* produces a set of code snippets that compensate for each other. The code ensemble can then effectively handle scenarios that require complex logic in the program. We design an evolutionary method to iteratively optimize the ensemble.

Next, we elaborate on both techniques in more detail.

### 5.1 Advised Code Generation with Validation

To generate robust and high-quality code and simultaneously minimize human efforts, SEED leverages the observation that LLMs tend to demonstrate greater efficacy when prompted to provide both the request and the underlying thought process [59]. For example, compared to a simple prompt “Write a program to extract human name.”, appending to the prompt extra thought process “Thought: First, tokenize the passage. Then, find all noun phrases. Finally, tag the noun phrases and only keep ‘person’.” could produce better quality code, because this thought process offers LLMs valuable advice on how LLMs should address the problem.

**The Overview of the Code Generation & Validation Process.** Rather than relying on users to manually write down their advice, SEED introduces a separate LLM dialogue to automatically generate advice. As shown in Fig. 3, in SEED, *advised code generation with validation* has three key components: LLM advisor, LLM code generator, and verifier. LLM advisor communicates with both LLM code generator and verifier. Taking a task as input, the LLM advisor

#### Algorithm 1: Code Generation & Validation

---

**Input:** Task  $p_{task}$ ,  $p_{input}$ ,  $p_{output}$ ,  $p_{tools}$ ,  $p_{examples}$   
**Output:** Code  $R$

---

```

1  $profile \leftarrow p_{task} \oplus p_{input} \oplus p_{output} \oplus p_{tools} \oplus p_{examples}$ ;
2  $p_{advice}^0 \leftarrow \text{LLM}(p_{advgen} \oplus profile)$ ;
3  $H^0 \leftarrow p_{codegen} \oplus profile \oplus p_{advice}^0$ ;
4  $R^0 \leftarrow \text{LLM}(H^0)$ ;
5 for  $t \leftarrow 0$  to  $T - 1$  do
6    $E \leftarrow \emptyset$ ;
7   for each verification module  $m$  do
8      $(c, e) \leftarrow m(R^t)$ ;
9     if  $c = 0$  then
10        $E \leftarrow E \oplus e$ ;
11   if  $E = \emptyset$  then
12     return  $R^t$ ;
13   else if  $t = T - 1$  then
14     return Failure;
15   else
16      $action \leftarrow \text{LLM}(p_{action} \oplus profile \oplus R^t \oplus E)$ ;
17     if  $action = \text{FIX\_CODE}$  then
18        $p_{advice}^{t+1} \leftarrow \text{LLM}(p_{advgen} \oplus profile \oplus R^t \oplus E)$ ;
19        $H^{t+1} \leftarrow H^t \oplus R^t \oplus p_{advice}^{t+1}$ ;
20        $R^{t+1} \leftarrow \text{LLM}(H^{t+1})$ ;
21     else if  $action = \text{SKIP\_CASE}$  then
22        $H^{t+1} \leftarrow H^t$ ;
23        $R^{t+1} \leftarrow R^t$ ;
24     else if  $action = \text{DROP\_CODE}$  then
25       return Failure;

```

---

provides advice for the LLM code generator to produce a code snippet. The verifier automatically verifies the semantical and logical correctness of the generated code. Then based on verification results, the LLM advisor produces new advice to fix potential errors in the code, which then flows back to the LLM code generator to produce a new version of the code. This process repeats until the code has passed all test cases or resulted in a timeout. During such an iterative process, SEED produces more and more robust code snippets.

**More Details.** More specifically, SEED first constructs a comprehensive profile of task-relevant information and presents it to the advisor:  $p_{advgen} = p_{advgen} \oplus profile$ , where  $profile = p_{task} \oplus p_{input} \oplus p_{output} \oplus p_{examples} \oplus p_{tools} \oplus p_{advice}$ . Each  $p$  represents a prompt segment, and  $\oplus$  denotes text concatenation. The advice generation prompt  $p_{advgen}$  follows a fixed template in SEED to prepare the LLM for the advisor role. The optional tools description  $p_{tools}$  specifies external APIs the generated code can utilize, including public packages, specific tools, etc.

Notice that the SEED system should fall back to LLM query whenever the code generation component fails to produce answers in complex cases (Fig. 2). Therefore, to enable this functionality, we explicitly specify in prompts  $p_{advgen}$  and  $p_{codegen}$  that the generated code should return ‘none’ in uncertain cases, renouncing this instance and triggering the fallback to subsequent components in SEED.

After obtaining the prompt  $p_{advgen}$ , the advisor produces an initial advice  $p_{advice}^0 = \text{LLM}(p_{advgen})$  containing a brief core idea for coding (Alg. 2, L2). The advice is in natural language form, containing 2 ~ 3 brief sentences. After obtaining the initial advice  $p_{advice}^0$ , the code generator then uses the advice to generate the initial code snippet  $R^0 = \text{LLM}(p_{codegen} \oplus profile \oplus p_{advice}^0)$  (Alg. 2, L4).

The initial code snippet undergoes an iterative verification and fixing process for up to  $T$  iterations. In each iteration  $t$ , given the current code snippet  $R^t$ , the verification phase (Alg. 2, L7~10) aims to produce  $(c, e)$  where  $c \in \{0, 1\}$  claims whether the code  $R^t$  is correct ( $c = 1$ ) or not ( $c = 0$ ), and  $e$  is the evidence supporting the claim, which could be in any form including natural language reasoning or an example. In the fixing phase (Alg. 2, L11~25), based on all evidence concatenated  $\bigoplus_{(c,e)|c=0} e$ , the advisor dynamically decides how to proceed, choosing one of the following actions:

- **FIX\_CODE**: Stating that the code should indeed be fixed.
- **SKIP\_CASE**: After careful examination, claiming that the verification is incorrect while the code is valid, skipping the current verification instance.
- **DROP\_CODE**: Determining that this code could not be easily fixed, abandoning the code, and terminating the code generation process.

If **FIX\_CODE** is chosen, the advisor is queried again for advice on how to fix the code. Then the code generator looks at the full verification history along with the new advice  $p_{advice}^{t+1}$  (Alg. 2, L19), and generates the next version code snippet  $R^{t+1}$ , which is expected to be more robust and pass more verification instances in the next iteration.

**Automatic Code Verification.** Because theoretically verifying the correctness of the LLM-generated code remains an open problem, we investigate empirical verification methods to comprehensively validate the code and minimize the potential errors. Next, we introduce two methods: *Logical Correctness Evaluation* and *Examples Generation*. The goal is to minimize the amount of user involvement as well as the required test samples. However, note that the code verification process in SEED is flexible and can support any verification method as long as it returns the verification result in the form of  $(c, e)$ .

- **Logical Correctness Evaluation**: As an LLM is able to understand natural language requirements and code logic, SEED directly asks an LLM to comment on the logical correctness of the generated code and its alignment with the task requirement. Specifically, similar to the advisor in the code generation process, SEED presents to the LLM a full profile of information with  $P_{codeeval} = p_{codeeval} \oplus profile \oplus R$ , where  $R$  is the code to be verified. The LLM is explicitly required to respond with both the judgment  $c$  and the thought process, which is then used as the evidence  $e$ . Note because this type of verification is highly dependent on the performance of the LLM, it tends to be less reliable. Therefore, SEED allows the LLM advisor to drop suspicious verification results by calling the **SKIP\_CASE** action. The logical correctness evaluation serves as the most basic yet universal solution utilizing LLMs for code verification.

- **Examples Generation**: Human programmers often rely on test cases to examine their code. When test cases are available, the generated code will be placed in a sandbox and tested against all examples, returning  $c = 1$  if and only if the generated code passes all test cases, in which case no evidence is needed. Failure on any test case including compilation error, wrong format, timeout, or wrong output, etc., would be marked as  $c = 0$ , and the errors are returned as the evidence  $e$ . In many cases, users do not provide sufficient test examples, SEED uses LLM to automatically generate examples.

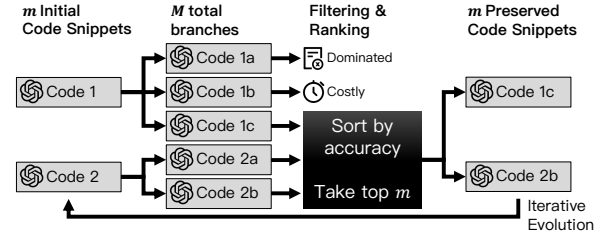


Figure 4: Illustration of one evolution iteration.

As an LLM is able to check the logical correctness of the code and hence find error cases, SEED asks the LLM to deliberately generate adversarial test cases to test the robustness of the generated code. The examples generation enables the evaluation of code snippets with few examples required from the user.

## 5.2 Code Ensemble with Evolution

The *code ensemble with evolution* produces multiple modular code snippets and combines them to form the final solution.

Some complex data management tasks may require implementing complex logic corresponding to multiple combined rules. For instance, information extraction that extracts multiple types of targeted information from unstructured data (e.g., HTML source code) is difficult to accomplish with a single code snippet. Although LLMs have demonstrated an impressive ability to generate code, they are somewhat limited when producing code with complex logic or constructing large-scale data management applications. On the contrary, LLMs are more proficient at generating concise and modular code snippets, which are more manageable and less prone to logical errors.

Based on this observation, we propose the code ensemble method. Rather than produce one single piece of code to solve a data management task, SEED uses LLMs to generate several modular code snippets. These individual snippets are then combined into a comprehensive solution. In particular, we design an *evolutionary algorithm* which produces a diverse set of programs, automatically measures their quality, and aggregates the effective ones to compensate for each other.

**The Evolutionary Algorithm.** As shown in Alg. 2, the evolutionary algorithm contains two parts: *code branching* and *code filtering*. SEED starts by creating  $m$  initial code snippets. Then, in each evolutionary iteration, with the aid of LLMs, each code snippet branches into several new versions. All code snippet versions are then ranked and filtered. At the end of each iteration, only the top- $m$  code snippets are preserved and are ready to branch in the next iteration. This evolutionary process continues until the code ensemble does not get better anymore on the validation set.

In particular, SEED proposes the following *code branching* strategies:

- **Different Tools**: Use different tools when generating the initial code snippet. For example, in semantic-related problems, using the `nltk` tool could lead to a syntax tree-based solution, while using `fuzzywuzzy` could lead to string matching-based solution.
- **Prompt Rephrase**: Use different task descriptions  $p_{task}$  when generating the initial code snippet. Rather than leaving the user

---

**Algorithm 2:** Code Ensemble Evolution

---

**Input:** Initial Code Snippets  $C^0 = \{R\}_{i=1}^m$   
**Output:** Code Ensemble  $C^T$

```
1 for  $t \leftarrow 0$  to  $T - 1$  do
2    $C^{t+1} \leftarrow C^t$ ;
3   for each  $R \in C^t$  do
4      $E \leftarrow \text{get\_errors\_in\_verification}(R)$ ;
5     for each  $e \in E$  do
6        $A \leftarrow \text{get\_advices}(R, \{e\})$ ;
7       for each  $a \in A$  do
8          $C^{t+1}.\text{add}(\text{fixing}(R, \{e\}, a))$ ;
9      $A \leftarrow \text{get\_advices}(R, E)$ ;
10    for each  $a \in A$  do
11       $C^{t+1}.\text{add}(\text{fixing}(R, E, a))$ ;
12  for each  $R_i \in C^{t+1}$  do
13    if  $R_i$  timeouts or fallbacks too often then
14       $C^{t+1}.\text{del}(R_i)$ ;
15  for each  $R_i \neq R_j \in C^{t+1}$  do
16    if  $R_j$  dominates  $R_i$  then
17       $C^{t+1}.\text{del}(R_i)$ ;
18  sort  $C^{t+1}$  by accuracy from high to low;
19   $C^{t+1} \leftarrow C_{0 \dots m-1}^{t+1}$ ;
20 return  $C^T$ ;
```

---

with the prompt engineering job, using a prompt generator [16] to rephrase the user-provided task prompt could lead to different advice and potentially dissimilar solutions.

- **Diverse Advice:** When generating the initial code snippet or fixing a code snippet, explicitly ask the LLM advisor to produce multiple different pieces of advice (Alg. 2, L7, L10), rather than a single coding strategy.

- **Varied Test Cases:** When fixing a code snippet, if verification produces multiple error test cases, SEED presents a subset of errors to the advisor: pick each one of the error cases (Alg. 2, L5~6) plus the full error set (Alg. 2, L9). For a set of  $n$  errors, this produces  $n + 1$  branches.

After applying all the above branching strategies to each of the initial  $m$  code snippets, a larger number of  $M > m$  total branches emerge, as shown in Fig. 4. SEED then performs *code filtering* to rank and eliminate ineffective code snippets. A code snippet will be excluded if it meets one of the following criteria:

- **Dominated:** If another code snippet is correct on every test case where the current snippet is correct, the latter is deemed redundant and thus eliminated (Alg. 2, L6).

- **Costly:** As discussed in Sec. 5.1, code snippets are encouraged to fall back to LLM queries when confidence is low. However, if a snippet always relies on LLM queries to produce correct answers, it becomes too expensive to utilize and should therefore be discarded. Similarly, snippets that potentially leverage computationally expensive tools are given lower priority or excluded (Alg. 2, L13).

- **Inaccurate:** Code snippets that are incorrect and produce an excessive number of false positives should be discarded. Specifically, after removing dominated and costly code snippets, the remaining code snippets, if exceeding  $m$ , are sorted by accuracy on the validation set from high to low. At most  $m$  snippets with the highest accuracies are preserved (Alg. 2, L18).

After each iteration, due to the hard limit set by the accuracy criterion, at most  $m$  snippets are preserved. This process iterates until convergence on the validation set is achieved. The  $m$  preserved

code snippets from the final iteration are then ensembled into the final solution for inference.

**Ensemble.** The code snippets can be ensembled either *parallelly* or *sequentially*.

By default, the code snippets are executed in parallel, and their execution results are aggregated to produce the final answer. This approach is suitable for most scenarios where the return values of the code snippets can be straightforwardly aggregated. For example, in classification tasks where the code snippets return values from a set of pre-determined classes, a simple majority voting strategy will work. Alternatively, an accuracy-weighted voting strategy can be employed to provide additional flexibility by assigning different weights to the snippets based on their accuracy, mitigating the influence of low-accuracy candidates.

While the parallel ensemble is generally suitable, there are specific scenarios where aggregation is challenging. For instance, in information extraction tasks, where the extracted data can be any string, different snippets typically return different results. Running these snippets in parallel and taking the union of all reported answers may result in poor precision (false positives), while taking their intersection may lead to poor recall (false negatives). SEED addresses these cases by using a sequential ensemble.

The sequential ensemble first sorts all code snippets by their accuracy on a validation set, from high to low. Then on each data record, SEED executes the code snippet with the highest accuracy first. If this code snippet fails on this data record and returns ‘none’, the code snippet with the second highest accuracy will be triggered, and so on. If all code snippets fail, the system then falls back to other components such as augmented LLM Query (Sec. 7) or model generation (Sec. 6). With this cascading execution strategy, SEED dynamically adapts to the data and runs different code snippets on different data records, thus improving the accuracy.

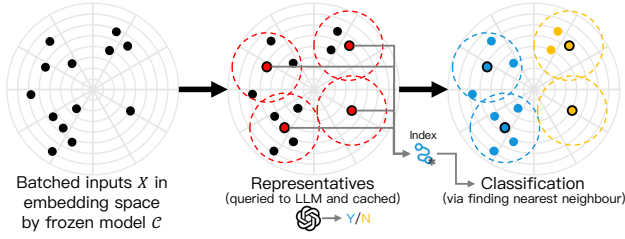
## 6 MODEL GENERATION

In cases where rule-based code snippets are not the best fit for the given data management task, SEED offers a learning-based approach. Leveraging LLMs as *annotators* and *teachers*, SEED produces small local models without requiring human-annotated labels or extensive training. These local models simulate the behavior of LLMs in solving data management problems, while incurring much lower inference costs.

In particular, we propose employing different learning-based methods in different scenarios. For the scenarios producing a large number of redundant or highly-similar records, we propose a similarity search-based method to reuse the LLM responses whenever possible, by utilizing a *frozen model* to construct a vector index. For other scenarios where similar data records do not necessarily lead to the same results, we propose to distill a *learning model* using the LLMs responses as pseudo ground truth, essentially treating LLMs as teachers. We design a deep learning architecture that universally supports many data management tasks, thus relieving the burden of the users from model selection and tuning.

Moreover, in addition to being much more efficient and economical than the LLMs, the local models produced in SEED tend to be more effective as well. This is counter-intuitive because, in a teacher-student paradigm, it is commonly believed that the performance of a





**Figure 5: Illustration of the frozen model. In batch mode, the index is built on the optimal representatives, whereas in streaming mode, only the last step is performed, and the index is updated by new records.**

student model (in this case, the local model) is limited by its teacher model (in this case, the LLM). SEED makes it possible by leveraging the following two optimization opportunities, namely *bootstrapping* [30, 51, 52, 61] and *continuous learning*. First, filtering the teacher model’s output and only retraining the high-confidence LLM responses often result in higher-quality training data compared to the raw training data used by the teacher (LLMs) model. Second, local models are capable of breaking the limited, in-context learning setting of LLMs. Instead of treating each record as an independent input, local models have the chance to use the accumulated data to guide the current query and continuously learn from the real data distribution during inference. As a result, local models progressively surpass the LLM over time.

Next, we explain in detail the two approaches, namely *frozen models* and *learning models*.

## 6.1 Frozen Models

Similar or even identical instances often frequently arise in data management applications. In some cases, over 80% of queries are deemed redundant [36]. An LLM tends to generate similar or even identical results for these queries. Repeatedly invoking LLM to answer these queries can be wasteful.

Inspired by this observation, we propose a similarity-based method to avoid unnecessary LLM queries. It stores some representative data records and the corresponding responses, and then reuses them to answer for new data inputs based on their similarity to the representatives. SEED features a frozen embedding-based index to facilitate the similarity search. Furthermore, we design *representative data selection strategies* to minimize the number of data records that have to be presented to LLMs, while guaranteeing the accuracy of the new data points.

Next, we will introduce the embedding-based index and the representative data selection strategies.

### 6.1.1 Embedding-based Index

SEED builds an index to effectively and efficiently find the data records that are similar enough and thus very likely share the same responses.

Rather than store the raw input record, SEED first uses a frozen small language model as an encoder to transform the record into high-dimensional feature vectors. The feature embeddings capture the semantic meaning of the data record which are in text format

and thus tend to be more effective in finding similar data than pure text matching. SEED then builds an index on these vectors to speed up the similarity search.

More specifically, SEED utilizes a frozen language model, referred to as  $C_\theta : X \rightarrow \mathbb{R}^d$ , to map the natural language text space  $X$  to a high-dimensional vector space  $\mathbb{R}^d$ . By selecting checkpoints that have undergone pre-training on sentence entailment tasks [48], the model  $C$  with its pre-trained checkpoint  $\theta$  generates embeddings for each sentence that is expected to possess semantic meaning. Then SEED treats all task inputs as textual input to be encoded by the frozen model. For example, in a topic classification task,  $x = \text{"topic-classification"} \oplus c$ , where  $c$  denotes the textual content and  $\oplus$  denotes concatenation.

Given that  $C_\theta$  remains fixed and consistent in the query process, it becomes feasible to construct an index  $I$  using conventional vector-based indexing techniques like a k-d tree [25] or an LSH [9], and then retrieve top similar records in a sub-linear complexity. After building the index  $I$ , when a new query  $x'$  arrives, SEED searches for  $C_\theta(x')$  and retrieves the top similar records from the index to compose a response. For classification problems, SEED can directly obtain the result of the new data record through a majority vote-based ensemble or simply choosing the closest record (Fig. 5). For non-classification tasks, instead of directly bypassing the LLMs for efficiency, the retrieved records are presented to the LLMs as a reference to improve their effectiveness, known as Retrieval Augmented Generation (RAG) [38].

### 6.1.2 Representative Data Selection Strategies

The performance of the similarity-based method highly relies on the representatives stored in the index. If the stored records are typical enough to a given query workload, all new queries will be able to find close enough neighbors in the index and reuse the results. On the other hand, we also want to minimize the number of stored records, because more stored records means more LLM calls and thus larger inference costs.

In this work, we design strategies to identify an optimal set of representatives — the smallest number of records that are sufficient to represent the whole query workload. In particular, we propose two strategies with respect to *batch mode* and *streaming mode*.

**Batch Mode.** In batch mode, the entire dataset is available beforehand, and SEED is responsible for determining which records to directly submit to LLMs and else to be matched and handled by the similarity-based method.

Given a data input  $x$ , we consider  $x$  as matched if there exists at least one record in the index that is within a distance threshold  $d$  to  $x$  (e.g.,  $\ell_2$  distance). Therefore, the objective is to find a minimal set of representatives so that all records are matched.

**Definition 6.1** (Batch mode). Given a set of inputs  $X$  with corresponding vector embeddings  $V = \{v_x | x \in X\}$  where each vector  $v_x = C_\theta(x) \in \mathbb{R}^d$ , and a distance threshold  $d$ , the goal is to find a subset  $R$  such that  $\forall x \in X \setminus R, \exists x' \in R, \ell_2(x, x') \leq d$ , which minimizes  $k = |R|$ .

The problem of finding the optimal subset  $R$  that minimizes  $k$  (the cardinality of  $R$ ) is NP-Hard. This can be shown by mapping it to the Euclidean  $k$ -center problem. The Euclidean  $k$ -center problem, which targets minimizing the distance  $d$  while fixing the value of

---

**Algorithm 3: Batch Mode**

---

**Input:** Task Inputs  $X$ . Distance Threshold  $d$ .  
**Output:** Representative set  $R \subseteq X$

```

1 for each  $x \in X$  do
2    $v_x \leftarrow C_\theta(x)$ ;
3  $A \leftarrow \{v_x\}_{x \in X}$ ;
4  $B \leftarrow \emptyset$ ;
5  $i \leftarrow \text{random } i \text{ where } v_i \in A$ ;
6 while  $A \neq \emptyset$  do
7    $A.\text{pop}(v_i)$ ;
8    $B.\text{add}(v_i)$ ;
9   for each  $j | v_j \in A$  do
10     $d_j \leftarrow \min_{k | v_k \in B} \text{dis}(v_j, v_k)$ ;
11     $i \leftarrow \arg \max_{j | v_j \in A} d_j$ ;
12    if  $d_i \leq d$  then
13      break;
14  $R \leftarrow \{x \in B | v_x \in B\}$ ;
15 return  $R$ ;
```

---

$k$ , is already known to be NP-Hard [26]. In contrast, our problem focuses on minimizing  $k$  while fixing the threshold  $d$ . We can reduce Euclidean  $k$ -center to our problem by first transforming any given Euclidean  $k$ -center instance into a decision problem: determine whether or not achieving a minimal distance  $d_0$  is possible. Next, we could employ a binary search to find the boundary  $d_0$  and use an oracle of our problem to determine whether the cardinality of the selected representative set is not larger than size  $k$ . Therefore, our problem is equally challenging as the Euclidean  $k$ -center problem, and hence NP-Hard as well. The two approaches are equivalent in the sense that they aim to optimize the trade-off curve between  $k$  and  $d$ , that is, larger  $k$  leads to smaller  $d$ , and vice versa. This implies that a more stringent similarity criterion (representing a smaller  $d$ ) would yield more unmatched outcomes (leading to a larger  $k$ ), and vice versa.

**Definition 6.2** (Euclidean  $k$ -center). Given a set of inputs  $X$  with corresponding vector embeddings  $V$ , and a size limitation  $k$ , the goal is to find a subset  $R$  such that  $|R| \leq k$ , which minimizes  $d = \max_{x \in X \setminus R} \min_{x' \in R} \ell_2(v_x, v_{x'})$ .

As stated, both problems are NP-Hard. However, consider a greedy algorithm that iteratively selects the input with maximal  $d$ , that is, iteratively choosing  $\arg \max_{x \in X \setminus R} \min_{x' \in R} \ell_2(v_x, v_{x'})$ , we show that it is a 2-factor approximation to the Euclidean  $k$ -center problem.

**Theorem 6.1.** The greedy algorithm gives a 2-factor approximation, that is,  $d_{\text{GREEDY}} \leq 2d_{\text{OPT}}$ .

**PROOF.** For any point  $x$  that is paired with  $x_{\text{OPT}}$  in the optimal solution, if  $\exists x' \in R_{\text{GREEDY}}$  in the greedy solution such that  $x'$  is paired to  $x_{\text{OPT}}$  in the optimal solution, then  $\ell_2(v_x, v_{x'}) \leq \ell_2(v_x, v_{x_{\text{OPT}}}) + \ell_2(v_{x_{\text{OPT}}}, v_{x'}) \leq 2d_{\text{OPT}}$ . Otherwise, by the pigeon-hole principle,  $\exists x'_1, x'_2$  paired with the same point in the optimal solution. As the latter added one of  $x'_1, x'_2$  is the farthest from all previous points with some distance  $d'_{\text{GREEDY}}$  at the time, since  $d$  monotonically decreases during the process,  $d'_{\text{GREEDY}} \geq d_{\text{GREEDY}}$ . And since  $x'_1$  and  $x'_2$  are paired with the same point in the optimal solution,  $d'_{\text{GREEDY}} \leq 2d_{\text{OPT}}$ . Thus the distance  $\ell_2(v_x, v_{x'}) \leq d_{\text{GREEDY}} \leq d'_{\text{GREEDY}} \leq 2d_{\text{OPT}}$ .  $\square$

---

**Algorithm 4: Streaming Mode**

---

**Input:** Task Inputs  $X$ . Distance Threshold  $d$ .  
**Output:** Representative set  $R \subseteq X$

```

1 for each  $x \in X$  do
2    $v_x \leftarrow C_\theta(x)$ ;
3  $B \leftarrow \emptyset$ ;
4 for each  $x \in X$  do
5    $v_x \leftarrow C_\theta(x)$ ;
6    $d_x \leftarrow \min_{k | v_k \in B} \text{dis}(v_x, v_k)$ ;
7   if  $d_x > d$  then
8      $B.\text{add}(v_x)$ ;
9  $R \leftarrow \{x \in B | v_x \in B\}$ ;
10 return  $R$ ;
```

---

This 2-factor approximation corresponds to a tight bound for any approximation algorithms, which means it is impossible to obtain a  $(2 - \epsilon)$ -factor approximation algorithm on the Euclidean  $k$ -center problem for any  $\epsilon > 0$  unless  $P = NP$  [24].

We propose to solve our problem by building upon the optimality of this greedy solution to the Euclidean  $k$ -center problem. As shown in Alg. 3, similar to the Euclidean  $k$ -center algorithm, it iteratively selects points with the maximal distance. However, it stops until the maximal distance drops below the distance threshold  $d$ , rather than reaching the cardinality threshold  $k$ .

**Streaming Mode.** The streaming mode, on the contrary, operates in scenarios where new queries unpredictably flood in. In this case, SEED has to build the index on the fly.

As shown in Alg. 4, the index starts as an empty set, and unmatched records are continuously added to the index (Alg. 4).

Although in the streaming mode SEED does not guarantee optimality in terms of  $d$  or  $k$ , it shows good performance in practice. This could be attributed to the fact that in our scenarios the embeddings are generated by a pre-trained language model and inherently captures meaningful semantic distributions. Therefore, they typically are closer to an average-case scenario than an arbitrarily constructed worst-case scenario. Because in streaming mode the new queries come in a random order, the records that SEED select tend to be random and thus better aligned with the empirical data distribution [7]. This results in a set of unbiased samples and in turn favorable average-case performance.

## 6.2 Learning Models

In some data management tasks, redundant and similar data inputs do not frequently arise or similar inputs do not necessarily lead to similar results. For instance, let us consider the context of entity resolution. Entity resolution places significant emphasis on the distinctions between entities rather than their similarities. In this case, using the frozen model to exploit historical queries may not yield the best results.

To meet the needs of these applications, we propose to leverage the responses collected from LLMs to train a deep-learning model customized to the given task. More specifically, SEED utilizes a local small model  $\mathcal{S}_\theta$ , where the parameter  $\theta$  is fine-tuned using few-shot examples. These examples  $\{(x, \hat{y})\}$  consist of unlabeled input  $x$  and pseudo label  $\hat{y}$  collected from an LLM.

**The Selection of Model Architecture.** Choosing an appropriate local model architecture presents a challenge due to the vast number of deep learning model architectures available and the diversity of

data management tasks. It is often hard for the users to decide on the model architecture that fits their tasks.

Our key observation here is that almost all tasks with expected input-output pairs  $\{(x, y)\}$  can be formulated as Seq2Seq generation tasks [46, 54], if we use an appropriate serialization method to convert  $x$  and  $y$  into a list of tokens. For instance, a data imputation task that infers the age of a person given their birth year and death year can be easily serialized as  $x = \text{"birth\_year=?,death\_year=?"} and  $y = \text{"living\_age=?"}\text{"}$ , where  $?$ 's are replaced with the decimal string of the actual year and age data. The Seq2Seq paradigm has been shown to be effective and generalizable in supporting NLP tasks [14, 34, 46], and has led to the development of pre-trained models such as T5 [46] that are widely applicable to range of tasks.$

This makes it possible for us to employ a Seq2Seq-based architecture that can universally support many data management tasks. For most data management tasks, except the classification and numerical-related tasks, we can directly leverage the Seq2Seq paradigm, while for the classification and numerical-related tasks, only the encoder component of the Seq2Seq model is utilized. The encoder is concatenated with an additional Multi-layer Perceptron (MLP) to function as either a classifier or a regressor, replacing the decoder in the Seq2Seq model. In these cases, rather than outputting a list of tokens, the local model produces either a probability distribution over candidate classes or a numeric value.

**Inference and Continuous Learning.** After fine-tuning, for a new incoming data record  $x$ , the model  $S_\theta$  will directly produce a prediction, bypassing the LLM. This reduces the number of LLM calls. In cases of uncertainty, when the local model  $S_\theta$  produces outputs with low confidence, the input  $x$  is passed back to the LLM to generate an answer. In this case, the LLM response  $\hat{y}$  is stored, and  $(x, \hat{y})$  is used to update the local model. Since each updated data  $(x, \hat{y})$  originates from an LLM query, the training cost of the local model is amortized across the number of LLM queries, rendering it generally affordable.

**Criteria for Fall back.** Next, we discuss how to determine when to fall back to the LLM, that is, determining when an output from the learning model is considered to have a low confidence. For Seq2Seq tasks, we propose to use the perplexity  $PPL(y) = \exp\left(-\frac{1}{n} \sum_{j=1}^n \log p(y_j | x, y_{1..j-1})\right)$  of the generated text to compute confidence. A lower perplexity value corresponds to a higher level of confidence in the prediction. Thus,  $\frac{1}{PPL(y)} \in (0, 1]$  could be used as the confidence indicator. On the other hand, for classifiers, the probability associated with the highest predicted class can serve as an indicator of confidence. The closer this probability is to 1, the higher the confidence in the prediction. More specifically, given a  $K$ -way classification prediction, which is a probability distribution  $\{p_y^i\}_{i=1}^K$ , where  $p_y^i$  is the presumed probability that the instance belongs to class  $i$ , then  $\frac{K \cdot \max_i(p_y^i) - 1}{K - 1} \in [0, 1]$  could be used as the confidence indicator. In addition, like the frozen models, the produced prediction of the learning models, even if low confidence, could still be used as a reference for RAG (Retrieval Augmented Generation) to augment LLM Query.

## 7 LLM QUERY

We propose various optimizations to enhance the efficiency and effectiveness of the LLM in solving data management tasks. In

particular, we propose a *query batching* strategy that effectively reduces the costs of LLM inference, while improving the accuracy, - a win-win. Moreover, we design a *tools usage* strategy that allows SEED to automatically and intelligently pick the appropriate tools specified by the users to augment LLM in solving data management problems and access the local data.

### 7.1 Query Batching

Although SEED tries to minimize the number of LLM queries via code generation and using local models, in many cases, solving a data management task might still have to query LLMs intensively and thus incur large costs. To further optimize the costs, we propose a query batching strategy that merges multiple queries into a single batched query. It eliminates redundant repetition of task descriptions and other auxiliary prompts and thus reduces the overall number of tokens sent to LLMs. Furthermore, we will demonstrate that the batching of queries leads to improved performance of LLMs.

As a reminder, in SEED a built-in template of prompt is sent to an LLM when querying the LLM for a specific task. This prompt contains several components:  $p_{task}$  outlines the desired task,  $p_{input}$  describes the expected input format, and  $p_{output}$  specifies the target output format. Additionally,  $p_x$  provides a specific input example  $x$  for which the LLM should generate the corresponding output  $y$ .

When using query batching, SEED combines multiple input examples  $x_1, x_2, \dots, x_n$  into a single prompt through concatenation. Specifically, SEED appends multiple  $p_{x_i}$  sections sequentially to the shared descriptions  $p_{task}$ ,  $p_{input}$ , and  $p_{output}$ , resulting in  $p_{task} \oplus p_{input} \oplus p_{output} \oplus p_{x_1} \oplus p_{x_2} \oplus \dots \oplus p_{x_n}$ . The LLM is then explicitly instructed to generate outputs  $y_1 \oplus y_2 \oplus \dots \oplus y_n$  as a list, with each  $y_i$  corresponding to input  $x_i$ .

For example, in a topic classification task, instead of asking separately "Here are some topics: A. Sports B. Business C. Education D. Gaming ... What is the topic of the following paragraph? <TEXT>" for each instance <TEXT>, we could ask "Here are some topics: A. Sports B. Business C. Education D. Gaming ... What is the topic of each of the following paragraphs? 1. <TEXT1> 2. <TEXT2> 3. <TEXT3> ...". The LLM is then instructed to reply in the format of "1. A. 2. F. 3. B. ...".

The batching strategy addresses multiple input queries within a single forward pass, thereby capitalizing on the expansion of LLM context lengths. This reduces the total number of tokens via shared descriptions. It also reduces the accumulated response latency. Furthermore, in the context of few-shot or zero-shot settings, the batching of queries supplies the LLM with additional examples. These examples carry more information with respect to the data distribution, making LLM more robust and reliable in answering queries, thereby improving its effectiveness.

SEED investigates five methods to form a batch. These methods use the embedding of each individual data record produced by the frozen model (Sec. 6.1). Specifically, given  $n$  queries and a fixed batch size  $B$ :

- **RND**: random batching. It randomly composes  $n/B$  batches, making each batch adhere to the distribution of the query workload.
- **DIV**: diverse batching. It runs  $B$ -way balanced clustering on the embeddings, and then assigns queries in different clusters to the same batch.

- SIM: proximal batching. It runs  $n/B$ -way balanced clustering on the embeddings, and the queries in the same cluster form a batch.
- FAR: farthest batching. It randomly samples a starting point and then iteratively adds the data point farthest from existing queries into the batch.
- CLS: closest batching. It randomly samples a starting point and then iteratively adds the data point nearest to existing queries into the batch.

Intuitively, the SIM and CLS strategies present similar queries jointly to the LLM. The intuition underneath is to allow LLMs to see similar cases and thus easier to make decisions. On the other hand, the DIV and FAR strategies present diverse queries together to the LLM. This allows LLMs to see diverse cases and make more robust decisions.

## 7.2 Tools Usage

LLMs are not necessarily always effective in solving data management tasks. This is because LLMs are not explicitly trained for specific data management problems, but rather employed in zero-shot or few-shot configurations through in-context learning (ICL) [13]. In some cases, in particular the complicated data management tasks, such a setup may cause LLMs to be less suitable than highly specialized tools. Moreover, numerous data management tasks demand frequent access to substantial amounts of local data. This poses a challenge for LLMs, as they are constrained by context length limitations and the associated invocation costs.

We propose to solve this problem by enhancing LLMs with user-specified tools, including public data analytics tools, specialized data management tools, and user-defined local data access tools. SEED thus combines the advantages of LLMs and traditional tools and algorithms to solve data management problems. Moreover, using the local data access tools, SEED allows LLMs to effectively access local data and extract the required information, without having to upload the entire data to the LLM service. As an example, in an NL2SQL task, allowing LLMs to use some tools to collect more information from the local databases will help them better align the generated queries with the database content and thus significantly enhance the correctness.

Once users specify a set of tools, SEED has to decide which tools to use for a given LLM query. This is challenging because different queries, even if they belong to the same task, might need different tools under different situations. Moreover, it might need multiple tools to collaboratively solve a complex problem, where the order of calling these tools matters as well.

SEED leverages the reasoning ability of LLMs to address the above challenges. Rather than count on one single LLM query to solve the problem at once, SEED interacts with LLMs continuously, automatically decomposes the original complex problem into multiple steps, and solves the problem step by step. In this iterative task-solving process, it automatically and dynamically decides which tool to use based on the feedback acquired in the last step.

As shown in Fig. 6, there are three key parts in this process: action, thought, and observation. Each action corresponds to a tool to be used. A thought corresponds to an idea that LLM suggests taking to solve the problem, while an observation represents the execution results after running a tool.

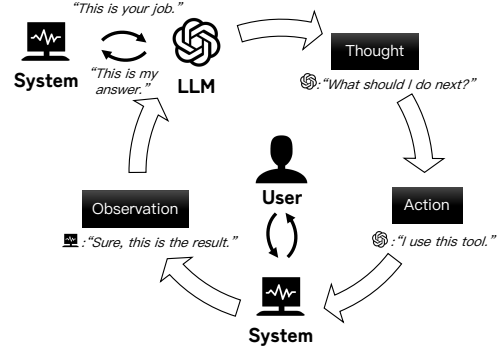


Figure 6: Illustration of tools usage.

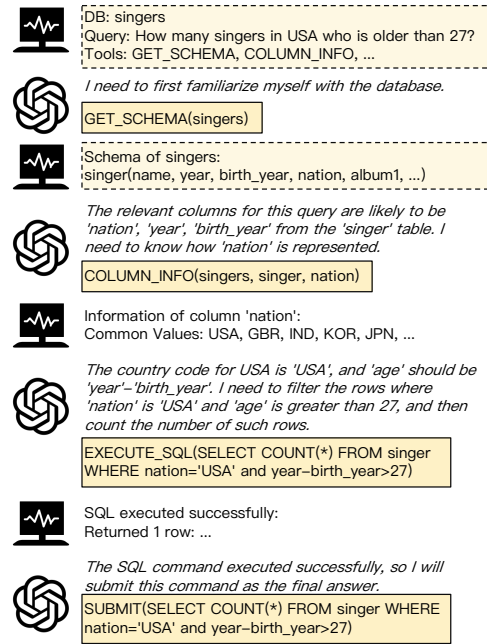


Figure 7: Tools usage: an NL2SQL example.

More specifically, given an input  $x$  and a list of actions  $A = (T \cup \{\text{SUBMIT}\}) \times S$ , where  $T$  represents the set of tools and  $S$  denotes their parameters. The SUBMIT action is a special tool that terminates the multi-step iterative process. During each step, the LLM first outputs its thought  $p_i$  in natural language, which triggers one of the actions  $a_i = (t_i, s_i) \in A$ . Consequently, SEED would invoke the tool  $t_i$  with parameter  $s_i$  corresponding to action  $a_i$ , resulting in an observation  $o_i = t_i(s_i)$ . Subsequently, based on the newly received observation  $o_i$ , LLM produces a new thought  $p_{i+1}$  which invokes a new action  $a_{i+1} \in A$ . This process continues until an observation occurs that triggers the special termination tool  $a = (\text{SUBMIT}, y)$ , where the parameter  $y$  represents the LLM’s final answer.

Subsequently, we use an NL2SQL task as an illustrative example to further elucidate this process (Fig. 7). We equip the



LLM with tools to effectively access the local database. These tools include `GET_SCHEMA`, which provides the database schema, `COLUMN_INFO`, which enables the inquiry of specific column details, and `SQL_EXECUTION`, which grants the LLM to execute query commands on the local database, among others.

Fig. 7 shows an interaction example. The query is about singers in the USA. The LLM begins by generating a thought that it should familiarize itself with the database. Guided by this thought, the LLM chooses as the action the `GET_SCHEMA` function from the tools pre-defined by SEED, to retrieve the schema of the database `singers`. SEED responds by providing the schema information. Based on this obtained observation, the LLM gets a new thought: the `nation` column is relevant. Consequently, it selects the `COLUMN_INFO` action to query information about that specific column. After receiving the observation from SEED, the LLM proceeds to the next iteration. This continues until the LLM gets a verified SQL query and invokes the `SUBMIT` action to submit the final answer.

## 8 EXPERIMENTS

To evaluate the efficiency, effectiveness, and versatility of SEED, we conducted a series of controlled experiments encompassing a diverse set of data management tasks.

Our experiments mainly focus on answering the following questions:

- What tasks does SEED support?
- How does each component in SEED and the respective optimizations we propose perform?
- Which components are suitable for a specific data management task, and how should one decide which components to use?

### 8.1 Experiment setup

Because not every task should use all components in SEED, as discussed in Sec. 4, we use different data management tasks to evaluate different components or the combination of multiple components. Next, we introduce each data management task we experiment with, the SEED components used to support the task, the datasets the task runs on, the evaluation metric, and the respective baseline methods we compare against. Together these tasks cover all components in SEED and the typical combinations.

**Table 1: Task, Datasets, and utilized components.**

Task	Dataset	Code	Model	LLM
Data Imputation	Buy	✓		✓
Information Extraction	Wiki NBA	✓		
Topic Classification	OS		✓	✓
NL2SQL	Bird-SQL			✓

#### 8.1.1 Data Imputation

As a typical data cleaning task, data imputation [50] replaces missing or corrupted data with substituted values.

**SEED Components.** Data imputation usually benefits from rule-based approaches. Therefore, through this experiment, we evaluate the **code generation** and **LLM query** components in SEED.

**Datasets.** We used the **Buy** dataset [15] in the evaluation. The Buy dataset has three attributes: product name, product description, and manufacturer. In this data imputation task, the manufacturer is masked and considered as the missing attribute to be imputed.

**Evaluation Metric.** We report the **imputation accuracy**, where imputation is considered correct if it exactly matches the gold value, contains the gold value, or is mostly contained within the gold value. For limited resources, we randomly selected 512 data points from the dataset for evaluation.

**Baselines.** The only available baseline for few-shot imputation on the Buy dataset is FMs [15], a pure end-to-end LLM solution for data imputation. In addition, we compared against the statistical data cleaning method HoloClean [22] and the supervised method IMP [23] which uses a large number of training data.

#### 8.1.2 Information Extraction

This task extracts structured information from unstructured data [8].

**SEED Components.** Because information extraction often involves complex rules, we use information extraction to evaluate how good SEED is at generating code with complex logic using **code generation** only.

**Datasets.** We used the **Wiki NBA** dataset [2] in the evaluation, which contains Wikipedia pages of the NBA players. Each page is in complex HTML format. This task extracts 19 user-defined attributes for each player, including name, height, college attended, and other relevant facts.

**Evaluation Metric.** The **token F1-score** is reported as in EVAPORATE [2], which matches the extracted tokens against the gold tokens and considers the harmonic mean of the precision, defined as the ratio of matched tokens among all extracted tokens, and the recall, defined as the ratio of matched tokens among all gold tokens. For limited resources, we randomly selected 512 data points from the dataset for evaluation.

**Baselines.** We compared against EVAPORATE-CODE+ [2] which is a code generation approach designed specifically for information extraction.

#### 8.1.3 Topic Classification

As a typical data annotation task, topic classification categorizes text or documents into different topics, subject areas, or emotions.

**SEED Components.** Because topic classification is a classification task, it is suitable to evaluate our **model generation** component (mainly the frozen model), and the performance of the **query batching** in the **LLM query** component.

**Datasets.** We run this set of experiments on the **OS** dataset [10]. The task is to determine whether a tweet exhibits offensive or benign characteristics. So this is a binary classification task.

**Evaluation Metric.** We measure the **binary classification accuracy** as used in EFL [57]. Due to limited resources, we randomly selected 512 data points from the dataset for evaluation.

**Baselines.** We compare against FT, referring to the few-shot fine-tuning of a language model as the basic approach. We also compare against EFL [57] which was previously reported to achieve state-of-the-art few-shot results on the OS dataset in non-LLM approaches. With the recent advances in LLMs, GPT-4 has been shown to obtain a better few-shot performance on OS. Therefore, we are also using a pure GPT-4 approach as the baseline for LLM-based approaches.

#### 8.1.4 NL2SQL

Natural Language to Structured Query Language (NL2SQL) translates natural language queries into SQL statements. It enables users

to run SQL-based analytics without knowing how to write SQL queries.

**SEED Components.** We use this task to evaluate the **LLM query** component, in particular, our **tools usage** optimization.

**Datasets.** We used the Bird-SQL Benchmark [35] in the experiments, which is a comprehensive collection of well-annotated NL2SQL test cases, spanning across 37 distinct data domains. Each test case is associated with a single database and is supplemented with corresponding expert knowledge to facilitate the translation process. The training and dev dataset is open to public access, while the test dataset is held privately by the Bird-SQL Benchmark team. As the test set of Bird-SQL is held privately, we randomly selected 150 queries from the Dev dataset for evaluation.

**Evaluation Metric.** We measure the quality of the NL2SQL translation with two metrics officially recommended on Bird-SQL [35]: **Execution Accuracy (EX)** and **Valid Efficiency Score (VES)**. Execution Accuracy measures the number of SQL statements that are executable and yield correct responses. On the other hand, the Valid Efficiency Score assesses the efficiency of correctly executed SQL statements by comparing their execution time with a gold SQL reference.

**Baselines.** Because all top methods on the leaderboard of this Bird-SQL contest are LLM-based, we only compared against the LLM-based methods. The current state-of-the-art method on the Bird-SQL dataset is DIN-SQL [45], a decomposition-based approach that breaks down the natural language query into sub-queries before querying an LLM. Directly querying GPT-4 serves as the secondary baseline.

**Experiment Environment.** For all the experiments, we employ a GPT-4 [42] with temperature  $T = 0$  as the LLM backend. As SEED primarily executes through localized code snippets, small frozen models, and small learned models, or calls the LLM service, there is no special hardware resource requirement in running SEED experiments.

## 8.2 Experiment Results

### 8.2.1 Data Imputation

In the data imputation task, we mainly investigate the effectiveness of the code generation component.

**Code Generation.** The code generation component is suitable for data imputation as rules can accurately process common cases in this task. For example, on the Buy dataset, for many instances, the missing manufacturer is typically contained within the product’s name or description (e.g., “*Sony VCT-R640 Tripod*” reveals its manufacturer “*Sony*”). In this scenario, generating a program to search for prominent manufacturers could address a large portion of queries.

**Table 2: Quantitative Experiment on Code Generation.**

Method	Buy (Acc)	LLM Ratio
HoloClean [22]	16.2	–
IMP [23]	96.5	–
FMs <sup><math>K=10</math></sup> [15]	98.5	100%
SEED <sup><math>K=3</math></sup>	96.1	47.5%

As shown in Tab. 2, with only  $K = 3$  examples, SEED with code generation is able to achieve 96.1% imputation accuracy on the Buy

dataset, remarkably outperforming statistical data cleaning method HoloClean [22]. In addition, it is comparable to the supervised state-of-the-art solution IMP [23], which is trained on thousands of labeled data. We also compared our code solution with FMs [15], a pure end-to-end LLM solution for data imputation. By trading off only  $\sim 2\%$  accuracy, the code generated by SEED is able to reduce the number of LLM calls by over 50%. Therefore, our solution is much more efficient and cost-effective.

### 8.2.2 Information Extraction

In the information extraction task, we employed only the code generation component without falling back to the augmented LLM query component, merely to demonstrate the quality of the generated code.

**Code Generation.** The Wiki NBA dataset requires extracting information from a raw HTML document, which could be a challenging task without any HTML parsing or string parsing tools. Meanwhile, a long HTML document could be expensive using an LLM to query. Thus, a pure code generation solution is adopted for this dataset.

Using our automatic code generation & verification framework and the ensemble optimization, SEED achieved 74.5% token F1-score, better than the state-of-the-art code generation solution EVAPORATE-CODE+ [2], which has a token F1-score of 68.6%.

### 8.2.3 Topic Classification

In topic classification, we investigate the effectiveness of the model generation component as well as the batching optimization in the LLM query component.

**Model Generation.** Topic classification requires semantic understanding. Code alone would find it difficult to process semantic information, while a machine learning model approach would be more effective. Specifically, a pre-trained model is well-suited for topic classification where input similarity can reliably determine outputs. Therefore, for this task, a frozen model using similarity-based comparisons is adequate.

**Table 3: Ablation Study on Model Generation.**

Method	OS (Acc)	$k$ (#LLM)	LLM Ratio
SEED GPT-4 <sup><math>K=3</math></sup>	84.2	512	100.0%
+ Frozen <sup><math>d=0.4</math></sup>	86.1	368	71.9%
+ Frozen <sup><math>d=0.6</math></sup>	88.3	159	31.1%
+ Frozen <sup><math>d=0.8</math></sup>	87.9	64	12.5%
+ Frozen <sup><math>d=1.0</math></sup>	86.7	23	4.5%

We conducted an ablation study to better understand the impact of parameter choices on the performance of the frozen model. In particular, we evaluate how the distance threshold  $d$  affects the number of LLM calls and the classification accuracy. As shown in Table 3, the frozen model in SEED significantly reduces the number of LLM queries, thereby greatly enhancing efficiency. When using a relatively large  $d$  threshold, SEED reduces the number of LLM by 95.5%, with an accuracy comparable to or even better than always querying GPT-4.

**Query Batching.** We also tested the performance of LLM query augmented with *batching* on the OS dataset, as shown in Tab. 4. Here SEED GPT-4 refers to directly querying GPT-4 with the few-shot prompt produced by SEED’s prompt template.

**Table 4: Ablation Study on Batch Size.**

Method	OS (Acc)	#LLM	#Tokens
SEED GPT-4 <sup>K=3</sup>	84.2	512	~ 443K
+ Batch <sup>B=8</sup>	85.4	64	~ 113K
+ Batch <sup>B=32</sup>	90.6	16	~ 70K

**Varying Batch Sizes.** Herein,  $B$  denotes the number of queries within a single batch. We increase the batch size until we reach the maximal context length of an LLM. As shown in Table 4, batching significantly reduces both the number of required LLM queries and the total number of tokens submitted to the LLM. The larger the batch size, the more the saving. Moreover, larger batch size leads to better accuracy. This is because a larger batch size provides more contextual information for the LLM to make better decisions. Therefore, our batching optimization is a win-win.

**Table 5: Ablation Study on Batching Strategy.**

Method	OS (Acc)
SEED Batch <sup>B=32</sup>	90.6
SEED Batch <sup>B=32,SIM</sup>	91.6
SEED Batch <sup>B=32,DIV</sup>	92.4
SEED Batch <sup>B=32,CLS</sup>	89.6
SEED Batch <sup>B=32,FAR</sup>	90.8

**Different Batching Strategies.** In SEED, the default batching strategy adheres to the distribution of the dataset by randomly sampling queries to form a batch. Other batching strategies including SIM, DIV, CLS, FAR are discussed in Sec. 7.1. As shown in Tab. 5, different batching strategies lead to slightly different accuracies. Because the performance of the default random sampling strategy is satisfactory, this saves users’ effort in selecting the best strategy.

**Table 6: Quantitative Result on Topic Classification.**

Method	OS (Acc)
FT <sup>K=8</sup> [57]	70.0
EFL <sup>K=8</sup> [57]	79.8
SEED GPT-4 <sup>K=3</sup>	84.2
SEED Best <sup>K=3</sup>	92.4

**Compare Against state-of-the-art.** In this case, SEED sets the batch size to 32 and uses DIV as the batching strategy. The results are shown in Tab. 6.  $K$  denotes the number of few-shot examples used in the query. SEED demonstrates superior performance compared to few-shot fine-tuning a small model (FT) and EFL [57] which is the SOTA of non-LLM methods in the few-shot setting. SEED also achieves better results than a pure LLM-based solution GPT-4<sup>K=3</sup>.

### 8.2.4 NL2SQL

In this experiment, we evaluate the augmented LLM query component, in particular the tools usage optimization. Sec. 7.2 discusses how SEED intelligently uses tools to solve data management problem, using NL2SQL as an example.

**Table 7: Quantitative Experiment on Tools Usage (NL2SQL).**

Method	EX	VES
DIN-SQL [45]	50.72	58.79
GPT-4 <sup>K=1</sup> [35]	46.35	49.77
SEED <sup>K=1</sup>	60.00	62.75

As shown in Table 7, SEED achieves state-of-the-art performance on this challenging Bird-SQL Benchmark, dramatically outperforming the existing methods (Tab. 7), because the local tools enable SEED to more effectively to access local data and extract valuable information from the data.

## 9 CONCLUSION

In this paper, we introduce SEED, a system that leverages LLMs to develop efficient and effective data management applications. SEED features a set of components including code generation, model generation, and augmented LLM query. The underneath principle is that by localizing LLM computations, we can get a highly efficient, effective, and easily customizable solution for each data management task. We conducted extensive experiments on various data management tasks. The results confirm that SEED achieves SOTA performance on these tasks. Furthermore, SEED significantly reduces the number of LLM queries, thus a win-win.

## REFERENCES

- [1] Anthropic. 2023. Anthropic Claude 2. <https://www.anthropic.com/index/claude-2>.
- [2] Simran Arora, Brandon Yang, Sabri Eyuboglu, Avani Narayan, Andrew Hojel, Immanuel Trummer, and Christopher Ré. 2023. Language Models Enable Simple Systems for Generating Structured Views of Heterogeneous Data Lakes.
- [3] Dhananjay Ashok and Zachary C. Lipton. 2023. PromptNER: Prompting For Named Entity Recognition. [arXiv:2305.15444](https://arxiv.org/abs/2305.15444) [cs.CL]
- [4] Harrison Chase. 2022. LangChain. <https://github.com/hwchase17/langchain>.
- [5] Mark Chen, Jerry Tworek, Heewoo Jun, Qiming Yuan, Henrique Pondé de Oliveira Pinto, Jared Kaplan, Harrison Edwards, Yuri Burda, Nicholas Joseph, Greg Brockman, Alex Ray, Raul Puri, Gretchen Krueger, Michael Petrov, Heidy Khlaaf, Girish Sastry, Pamela Mishkin, Brooke Chan, Scott Gray, Nick Ryder, Mikhail Pavlov, Alethea Power, Lukasz Kaiser, Mohammad Bavarian, Clemens Winter, Philippe Tillet, Felipe Petroski Such, Dave Cummings, Matthias Plappert, Fotios Chantzis, Elizabeth Barnes, Ariel Herbert-Voss, William Hebgén Guss, Alex Nichol, Alex Paino, Nikolaz Tezak, Jie Tang, Igor Babuschkin, Suchir Balaji, Shantanu Jain, William Saunders, Christopher Hesse, Andrew N. Carr, Jan Leike, Joshua Achiam, Vedant Misra, Evan Morikawa, Alec Radford, Matthew Knight, Miles Brundage, Mira Murati, Katie Mayer, Peter Welinder, Bob McGrew, Dario Amodei, Sam McCandlish, Ilya Sutskever, and Wojciech Zaremba. 2021. Evaluating Large Language Models Trained on Code. *CoRR* abs/2107.03374 (2021).
- [6] Aakanksha Chowdhery, Sharan Narang, Jacob Devlin, Maarten Bosma, Gaurav Mishra, Adam Roberts, Paul Barham, Hyung Won Chung, Charles Sutton, Sebastian Gehrmann, Parker Schuh, Kensen Shi, Sasha Tsvyashchenko, Joshua Maynez, Abhishek Rao, Parker Barnes, Yi Tay, Noam Shazeer, Vinodkumar Prabhakaran, Emily Reif, Nan Du, Ben Hutchinson, Reiner Pope, James Bradbury, Jacob Austin, Michael Isard, Guy Gur-Ari, Pengcheng Yin, Toju Duke, Anselm Levskaya, Sanjay Ghemawat, Sunipa Dev, Henryk Michalewski, Xavier Garcia, Vedant Misra, Kevin Robinson, Liam Fedus, Denny Zhou, Daphne Ippolito, David Luan, Hyeontaek Lim, Barret Zoph, Alexander Spiridonov, Ryan Sepassi, David Dohan, Shivani Agrawal, Mark Omernick, Andrew M. Dai, Thanumalayan Sankaranarayanan Pillai, Marie Pellat, Aitor Lewkowycz, Erica Moreira, Rewon Child, Oleksandr Polozov, Katherine Lee, Zongwei Zhou, Xuezhi Wang, Brennan Saeta, Mark Diaz, Orhan Firat, Michele Catasta, Jason Wei, Kathy Meier-Hellstern, Douglas Eck, Jeff Dean, Slav Petrov, and Noah Fiedel. 2022. PaLM: Scaling Language Modeling with Pathways. [arXiv:2204.02311](https://arxiv.org/abs/2204.02311) [cs.CL]
- [7] William G. Cochran. 1977. *Sampling Techniques*, 3rd Edition. John Wiley.
- [8] James R. Cowie and Wendy G. Lehnert. 1996. Information Extraction. *Commun. ACM* 39, 1 (1996), 80–91.
- [9] Mayur Datar, Nicole Immorlica, Piotr Indyk, and Vahab S. Mirrokni. 2004. Locality-sensitive hashing scheme based on p-stable distributions. In *Proceedings of the 20th ACM Symposium on Computational Geometry, Brooklyn, New York, USA, June 8–11, 2004*, Jack Snoeyink and Jean-Daniel Boissonnat (Eds.). ACM, 253–262.
- [10] Thomas Davidson, Dana Warmusley, Michael W. Macy, and Ingmar Weber. 2017. Automated Hate Speech Detection and the Problem of Offensive Language. In *Proceedings of the Eleventh International Conference on Web and Social Media, ICWSM 2017, Montréal, Québec, Canada, May 15–18, 2017*. AAAI Press, 512–515.



- [11] Tim Dettmers, Artidoro Pagnoni, Ari Holtzman, and Luke Zettlemoyer. 2023. QLoRA: Efficient Finetuning of Quantized LLMs. *CoRR* abs/2305.14314 (2023).
- [12] Jacob Devlin, Ming-Wei Chang, Kenton Lee, and Kristina Toutanova. 2019. BERT: Pre-training of Deep Bidirectional Transformers for Language Understanding. In *Proceedings of the 2019 Conference of the North American Chapter of the Association for Computational Linguistics: Human Language Technologies, NAACL-HLT 2019, Minneapolis, MN, USA, June 2-7, 2019, Volume 1 (Long and Short Papers)*, Jill Burstein, Christy Doran, and Thamar Solorio (Eds.). Association for Computational Linguistics, 4171–4186.
- [13] Qingxiu Dong, Lei Li, Damai Dai, Ce Zheng, Zhiyong Wu, Baobao Chang, Xu Sun, Jingjing Xu, Lei Li, and Zhifang Sui. 2023. A Survey on In-context Learning. *arXiv:2301.00234* [cs.CL]
- [14] Zhengxiao Du, Yujie Qian, Xiao Liu, Ming Ding, Jiezhong Qiu, Zhilin Yang, and Jie Tang. 2022. GLM: General Language Model Pretraining with Autoregressive Blank Infilling. In *Proceedings of the 60th Annual Meeting of the Association for Computational Linguistics (Volume 1: Long Papers), ACL 2022, Dublin, Ireland, May 22-27, 2022*, Smaranda Muresan, Preslav Nakov, and Aline Villavicencio (Eds.). Association for Computational Linguistics, 320–335.
- [15] Avnika Narayan et al. 2022. Can Foundation Models Wrangle Your Data? *Vldb* (2022).
- [16] Fatih Kadir Akın et al. 2023. Awesome ChatGPT Prompts. <https://github.com/f/awesome-chatgpt-prompts>.
- [17] Hugo Touvron et al. 2023. LLaMA: Open and Efficient Foundation Language Models.
- [18] Jules White et al. 2023. A Prompt Pattern Catalog to Enhance Prompt Engineering with ChatGPT. (2023).
- [19] Mark Chen et al. 2021. Evaluating Large Language Models Trained on Code.
- [20] Pengfei Liu et al. 2023. Pre-train, Prompt, and Predict: A Systematic Survey of Prompting Methods in Natural Language Processing. *ACM Comput. Surv.* (2023).
- [21] Tom B. Brown et al. 2020. Language Models are Few-Shot Learners.
- [22] Theodoros Rekatsinas et al. 2017. HoloClean: Holistic Data Repairs with Probabilistic Inference. *Vldb* (2017).
- [23] Yanan Mei et al. 2021. Capturing Semantics for Imputation with Pre-trained Language Models. In *ICDE*.
- [24] Tomás Feder and Daniel H. Greene. 1988. Optimal Algorithms for Approximate Clustering. In *Proceedings of the 20th Annual ACM Symposium on Theory of Computing, May 2-4, 1988, Chicago, Illinois, USA*, Janos Simon (Ed.). ACM, 434–444.
- [25] Jerome H. Friedman, Jon Louis Bentley, and Raphael A. Finkel. 1977. An Algorithm for Finding Best Matches in Logarithmic Expected Time. *ACM Trans. Math. Softw.* 3, 3 (1977), 209–226.
- [26] Teofil F. Gonzalez. 1985. Clustering to Minimize the Maximum Intercluster Distance. *Theor. Comput. Sci.* 38 (1985), 293–306.
- [27] Chenxu Hu, Jie Fu, Chenzhuang Du, Simian Luo, Junbo Zhao, and Hang Zhao. 2023. ChatDB: Augmenting LLMs with Databases as Their Symbolic Memory. *CoRR* abs/2306.03901 (2023).
- [28] Edward J. Hu, Yelong Shen, Phillip Wallis, Zeyuan Allen-Zhu, Yuanzhi Li, Shean Wang, Lu Wang, and Weizhu Chen. 2022. LoRA: Low-Rank Adaptation of Large Language Models. In *The Tenth International Conference on Learning Representations, ICLR 2022, Virtual Event, April 25-29, 2022*. OpenReview.net.
- [29] William H. Inmon. 1992. *Building the Data Warehouse*. John Wiley & Sons, Inc., USA.
- [30] Gautier Izacard and Edouard Grave. 2021. Distilling Knowledge from Reader to Retriever for Question Answering.
- [31] Jinhao Jiang, Kun Zhou, Zican Dong, Keming Ye, Wayne Xin Zhao, and Ji-Rong Wen. 2023. StructGPT: A General Framework for Large Language Model to Reason over Structured Data. *CoRR* abs/2305.09645 (2023).
- [32] Takeshi Kojima, Shixiang Shane Gu, Machel Reid, Yutaka Matsuo, and Yusuke Iwasawa. 2023. Large Language Models are Zero-Shot Reasoners. *arXiv:2205.11916* [cs.CL]
- [33] Hanna Köpcke, Andreas Thor, and Erhard Rahm. 2010. Evaluation of entity resolution approaches on real-world match problems. *Proc. VLDB Endow.* 3, 1 (2010), 484–493.
- [34] Mike Lewis, Yinhan Liu, Naman Goyal, Marjan Ghazvininejad, Abdelrahman Mohamed, Omer Levy, Veselin Stoyanov, and Luke Zettlemoyer. 2020. BART: Denoising Sequence-to-Sequence Pre-training for Natural Language Generation, Translation, and Comprehension. In *Proceedings of the 58th Annual Meeting of the Association for Computational Linguistics, ACL 2020, Online, July 5-10, 2020*, Dan Jurafsky, Joyce Chai, Natalie Schluter, and Joel R. Tetreault (Eds.). Association for Computational Linguistics, 7871–7880.
- [35] Jinyang Li, Binyuan Hui, Ge Qu, Binhua Li, Jiaxi Yang, Bowen Li, Bailin Wang, Bowen Qin, Rongyu Cao, Ruiying Geng, Nan Huo, Chenhao Ma, Kevin C. C. Chang, Fei Huang, Reynold Cheng, and Yongbin Li. 2023. Can LLM Already Serve as A Database Interface? A Big Bench for Large-Scale Database Grounded Text-to-SQLs. *arXiv:2305.03111* [cs.CL]
- [36] Frank Liu. 2023. GPTCache : A Library for Creating Semantic Cache for LLM Queries. <https://github.com/zilliztech/GPTCache>.
- [37] Jerry Liu. 2022. *LlamaIndex*. <https://doi.org/10.5281/zenodo.1234>
- [38] Jiongnan Liu, Jiajie Jin, Zihan Wang, Jiehan Cheng, Zhicheng Dou, and Ji-Rong Wen. 2023. RETA-LLM: A Retrieval-Augmented Large Language Model Toolkit. *arXiv:2306.05212* [cs.IR]
- [39] Yinhan Liu, Myle Ott, Naman Goyal, Jingfei Du, Mandar Joshi, Danqi Chen, Omer Levy, Mike Lewis, Luke Zettlemoyer, and Veselin Stoyanov. 2019. RoBERTa: A Robustly Optimized BERT Pretraining Approach. *CoRR* abs/1907.11692 (2019).
- [40] Pan Lu, Baolin Peng, Hao Cheng, Michel Galley, Kai-Wei Chang, Ying Nian Wu, Song-Chun Zhu, and Jianfeng Gao. 2023. Chameleon: Plug-and-Play Compositional Reasoning with Large Language Models. *CoRR* abs/2304.09842 (2023).
- [41] OpenAI. 2023. ChatGPT — Release Notes. <https://help.openai.com/en/articles/6825453-chatgpt-release-notes>.
- [42] OpenAI. 2023. GPT-4 Technical Report.
- [43] Ralph Peeters and Christian Bizer. 2022. Supervised Contrastive Learning for Product Matching. In *Companion Proceedings of the Web Conference 2022*. ACM.
- [44] Baolin Peng, Chunyuan Li, Pengcheng He, Michel Galley, and Jianfeng Gao. 2023. Instruction Tuning with GPT-4. *arXiv:2304.03277* [cs.CL]
- [45] Mohammadreza Pourreza and Davood Rafiei. 2023. DIN-SQL: Decomposed In-Context Learning of Text-to-SQL with Self-Correction. *arXiv:2304.11015* [cs.CL]
- [46] Colin Raffel, Noam Shazeer, Adam Roberts, Katherine Lee, Sharan Narang, Michael Matena, Yanqi Zhou, Wei Li, and Peter J. Liu. 2020. Exploring the Limits of Transfer Learning with a Unified Text-to-Text Transformer. *J. Mach. Learn. Res.* 21 (2020), 140:1–140:67.
- [47] Md Ataur Rahman and Yeasmin Ara Akter. 2019. Topic Classification from Text Using Decision Tree, K-NN and Multinomial Naïve Bayes. In *2019 1st International Conference on Advances in Science, Engineering and Robotics Technology (ICASERT)*. IEEE, 1–4.
- [48] Nils Reimers and Iryna Gurevych. 2019. Sentence-BERT: Sentence Embeddings using Siamese BERT-Networks. In *Proceedings of the 2019 Conference on Empirical Methods in Natural Language Processing and the 9th International Joint Conference on Natural Language Processing, EMNLP-IJCNLP 2019, Hong Kong, China, November 3-7, 2019*, Kentaro Inui, Jing Jiang, Vincent Ng, and Xiaojun Wan (Eds.). Association for Computational Linguistics, 3980–3990.
- [49] reworkd. 2023. AgentGPT. <https://github.com/reworkd/AgentGPT>.
- [50] D. B. Rubin. 1987. *Multiple Imputation for Nonresponse in Surveys*. Wiley, 258 pages.
- [51] Timo Schick, Jane Dwivedi-Yu, Roberto Dessì, Roberta Raileanu, Maria Lomeli, Luke Zettlemoyer, Nicola Cancedda, and Thomas Scialom. 2023. Toolformer: Language Models Can Teach Themselves to Use Tools.
- [52] Timo Schick and Hinrich Schütze. 2021. Exploiting Cloze-Questions for Few-Shot Text Classification and Natural Language Inference.
- [53] Significant-Gravitas. 2023. Auto-GPT: An Autonomous GPT-4 Experiment. <https://github.com/Significant-Gravitas/Auto-GPT>.
- [54] Ilya Sutskever, Oriol Vinyals, and Quoc V. Le. 2014. Sequence to Sequence Learning with Neural Networks. In *Advances in Neural Information Processing Systems 27: Annual Conference on Neural Information Processing Systems 2014, December 8-13 2014, Montreal, Quebec, Canada*, Zoubin Ghahramani, Max Welling, Corinna Cortes, Neil D. Lawrence, and Kilian Q. Weinberger (Eds.). 3104–3112.
- [55] Hugo Touvron, Louis Martin, Kevin Stone, Peter Albert, Amjad Almahairi, Yasmin Babaei, Nikolay Bashlykov, Soumya Batra, Prajjwal Bhargava, Shrut Bhoale, Dan Bikel, Lukas Blecher, Cristian Canton Ferrer, Moya Chen, Guillem Cucurull, David Esiobu, Jude Fernandes, Jeremy Fu, Wenyin Fu, Brian Fuller, Cynthia Gao, Vedanuj Goswami, Naman Goyal, Anthony Hartshorn, Saghar Hosseini, Rui Hou, Hakan Inan, Marcin Kardas, Viktor Kerkez, Madian Khabsa, Isabel Kloumann, Artem Korenev, Punit Singh Koura, Marie-Anne Lachaux, Thibaut Lavril, Jenya Lee, Diana Liskovich, Yinghai Lu, Yuning Mao, Xavier Martinet, Todor Mihaylov, Pushkar Mishra, Igor Molybog, Yixin Nie, Andrew Poulton, Jeremy Reizenstein, Rashi Rungta, Kalyan Saladi, Alan Schelten, Ruan Silva, Eric Michael Smith, Ranjan Subramanian, Xiaoqing Ellen Tan, Binh Tang, Ross Taylor, Adina Williams, Jian Xiang Kuan, Puxin Xu, Zheng Yan, Iliyan Zarov, Yuchen Zhang, Angela Fan, Melanie Kambadur, Sharan Narang, Aurelien Rodriguez, Robert Stojnic, Sergey Edunov, and Thomas Scialom. 2023. Llama 2: Open Foundation and Fine-Tuned Chat Models. *arXiv:2307.09288* [cs.CL]
- [56] Ashish Vaswani, Noam Shazeer, Niki Parmar, Jakob Uszkoreit, Llion Jones, Aidan N. Gomez, Lukasz Kaiser, and Illia Polosukhin. 2017. Attention is All you Need. , 5998–6008 pages.
- [57] Sinong Wang, Han Fang, Madian Khabsa, Hanzi Mao, and Hao Ma. 2021. Entailment as Few-Shot Learner. *CoRR* abs/2104.14690 (2021).
- [58] Shuohang Wang, Yang Liu, Yichong Xu, Chenguang Zhu, and Michael Zeng. 2021. Want To Reduce Labeling Cost? GPT-3 Can Help. In *Findings of the Association for Computational Linguistics: EMNLP 2021*. Association for Computational Linguistics, Punta Cana, Dominican Republic.
- [59] Jason Wei, Xuezhi Wang, Dale Schuurmans, Maarten Bosma, Brian Ichter, Fei Xia, Ed Chi, Quoc Le, and Denny Zhou. 2023. Chain-of-Thought Prompting Elicits Reasoning in Large Language Models.
- [60] Thomas Wolf, Lysandre Debut, Victor Sanh, Julien Chaumond, Clement Delangue, Anthony Moi, Pierric Cistac, Tim Rault, Rémi Louf, Morgan Funtowicz, Joe Davison, Sam Shleifer, Patrick von Platen, Clara Ma, Yacine Jernite, Julien Plu,



- Canwen Xu, Teven Le Scao, Sylvain Gugger, Mariama Drame, Quentin Lhoest, and Alexander M. Rush. 2020. Transformers: State-of-the-Art Natural Language Processing. In *Proceedings of the 2020 Conference on Empirical Methods in Natural Language Processing: System Demonstrations*. Association for Computational Linguistics, Online.
- [61] David Yarowsky. 1995. Unsupervised Word Sense Disambiguation Rivaling Supervised Methods.
- [62] Wayne Xin Zhao, Kun Zhou, Junyi Li, Tianyi Tang, Xiaolei Wang, Yupeng Hou, Yingqian Min, Beichen Zhang, Junjie Zhang, Zican Dong, Yifan Du, Chen Yang, Yushuo Chen, Zhipeng Chen, Jinhao Jiang, Ruiyang Ren, Yifan Li, Xinyu Tang, Zikang Liu, Peiyu Liu, Jian-Yun Nie, and Ji-Rong Wen. 2023. A Survey of Large Language Models. [arXiv:2303.18223](https://arxiv.org/abs/2303.18223) [cs.CL]
- [63] Victor Zhong, Caiming Xiong, and Richard Socher. 2017. Seq2SQL: Generating Structured Queries from Natural Language using Reinforcement Learning. *CoRR* abs/1709.00103 (2017).