

Reformulating Vision-Language Foundation Models and Datasets Towards Universal Multimodal Assistants

Tianyu Yu^{*1} Jinyi Hu^{*1} Yuan Yao^{1†} Haoye Zhang¹ Yue Zhao²
Chongyi Wang³ Shan Wang³ Yinxu Pan⁴ Jiao Xue³ Dahai Li³
Zhiyuan Liu^{1†} Hai-Tao Zheng^{1†} Maosong Sun^{1†}

¹Tsinghua University ² Beijing University of Posts and Telecommunications
³ Zhihu Inc. ⁴ ModelBest Inc.
yiranytianyu@gmail.com

Abstract

Recent Multimodal Large Language Models (MLLMs) exhibit impressive abilities to perceive images and follow open-ended instructions. The capabilities of MLLMs depend on two crucial factors: the model architecture to facilitate the feature alignment of visual modules and large language models; the multimodal instruction tuning datasets for human instruction following. (i) For the *model architecture*, most existing models introduce an external bridge module to connect vision encoders with language models, which needs an additional feature-alignment pre-training. In this work, we discover that compact pre-trained vision language models can inherently serve as “out-of-the-box” bridges between vision and language. Based on this, we propose Muffin framework, which directly employs pre-trained vision-language models to act as providers of visual signals. (ii) For the *multimodal instruction tuning datasets*, existing methods omit the complementary relationship between different datasets and simply mix datasets from different tasks. Instead, we propose UniMM-Chat dataset which explores the complementarities of datasets to generate 1.1M high-quality and diverse multimodal instructions. We merge information describing the same image from diverse datasets and transforms it into more knowledge-intensive conversation data. Experimental results demonstrate the effectiveness of the Muffin framework and UniMM-Chat dataset. Muffin achieves state-of-the-art performance on a wide range of vision-language tasks, significantly surpassing state-of-the-art models like LLaVA and InstructBLIP. Our model and dataset are all accessible at <https://github.com/thunlp/muffin>.

1 Introduction

Building a general model capable of tackling diverse tasks across multiple modalities has remained a longstanding goal within the realm of Artificial Intelligence. Recently, powerful Multimodal Large Language Models (MLLMs) have emerged as one of the most promising ways to achieve this goal, such as MiniGPT-4 (Zhu et al. 2023), LLaVA (Liu et al. 2023), and InstructBLIP (Dai et al. 2023). These models empower large language models (LLMs) with impressive multimodal instruction-following capabilities by equipping LLMs with vision encoders to perceive visual content.

^{*}These authors contributed equally.

[†]Corresponding authors.

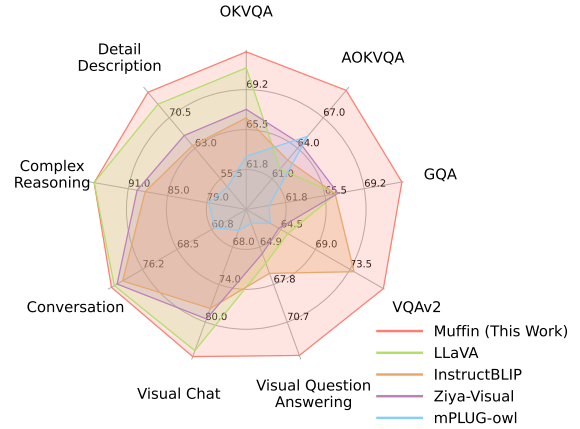


Figure 1: Muffin achieves state-of-the-art performances on various tasks compared with strong MLLMs. Visual Question Answering: the average score over four visual question answering datasets. Visual Chat: the average score over the conversation task, the complex reasoning task and the detail description generation task.

Despite existing capabilities, several crucial factors of developing MLLM are still under-explored. In this work, we focus on two key challenges of building MLLMs: (i) effectiveness of model architectures to achieve feature alignment; (ii) construction of multimodal instruction tuning dataset.

For the model architecture, existing MLLMs can roughly be summarized as two streams: (1) A linear projector is optimized to align the frozen visual encoder with the frozen LLM, such as LLaVA (Liu et al. 2023) and PaLM-E (Driess et al. 2023); (2) A visual feature re-sampler (Alayrac et al. 2022; Li et al. 2023; Dai et al. 2023) is optimized to compress the output of the visual encoder into a fixed-length feature sequence and align the these features with LLMs. However, merely using a linear projector restrains the model’s capacity to learn new knowledge and the feature sequence length is quadratically related to the resolution of the input image, leading to a significant computational burden. On the other side, introducing a visual feature re-sampler requires a resource-consuming additional training process to primarily

achieve the alignment of modalities before connecting the visual encoder with LLMs (Li et al. 2023).

To address the aforementioned limitations, we propose Muffin¹, an efficient architecture to build powerful MLLMs. Intuitively, we notice that compact pre-trained vision-language models (VLMs), such as ALBEF (Li et al. 2021), CoCa (Yu et al. 2022), and BEiT-3 (Wang et al. 2023a), have already exhibited remarkable performance in vision-language (V-L) tasks through pre-training on extensive multimodal datasets. As a result, these VLMs inherently achieve the alignment of modalities and are potentially competent as “out-of-the-box” bridge modules to empower LLMs with visual capabilities. Based on this intuition, Muffin directly leverages pre-trained VLMs and learns a set of query vectors in the embedding space of VLMs to perceive the visual representation for LLMs. In this way, we are able to directly optimize the visual module to connect with LLMs without losing capacity or undergoing the additional alignment process. Experimental results show that Muffin can achieve the state-of-the-art performance among existing MLLMs.

In terms of the construction of multimodal instruction tuning datasets, most recent works (Gong et al. 2023; Dai et al. 2023) simply formulate the downstream vision-language dataset into a unified format, while the short and limited format of responses in these datasets will harm the generative abilities of LLMs. Another line of works (Zhu et al. 2023; Liu et al. 2023) converts isolated datasets into conversation corpora based on ChatGPT or GPT-4 (OpenAI 2023). However, they neglect the complementarities of different datasets which is crucial to form a comprehensive view of the image content and consequently lead to knowledge scarcity in generated data.

To overcome such shortcomings, we design a simple and effective approach to reformulate multiple datasets into chat corpora with a flexible format in responses. Therefore, despite the lack of information in one annotation, multiple annotations for the same image can be complementarily merged to form a more comprehensive description of the image. Specifically, we use images from COCO (Lin et al. 2014) to construct the dataset. Based on the combined annotations, we require ChatGPT to generate high-quality chat corpora that are accurate and knowledge-intensive. Following this process, we construct UniMM-Chat, a high-quality multimodal instruction tuning dataset containing over 1.1M instructions. We conduct a series of experiments to demonstrate the effectiveness of our data construction pipeline and the resultant UniMM-Chat dataset. Besides, we construct the UniMM-Bench benchmark to evaluate MLLMs’ abilities in reasoning and world knowledge. Specifically we collect questions from existing VL benchmarks and leverage GPT-4 to score the model output.

In general, we summarize our contribution as follows:

- We propose a novel architecture, Muffin, which reformulates pre-trained VLMs as bridges between vision modules and LLMs. Muffin achieves state-of-the-art performance among existing baselines on a wide range of tasks.

¹Multimodal foundation models are found to be “out-of-the-box” multimodal interfaces for LLMs.

Model	Visual Encoder	Bridge Module	LLM
BLIP-2	ViT	Q-Former	Flan-T5
MiniGPT-4	ViT	Q-Former	Vicuna-13B
VisualGLM	ViT	Q-Former	ChatGLM
Ziya-Visual	ViT	Q-Former	Ziya-LLaMA-13B
mPLUG-owl	ViT	Q-Former	LLaMA-7B
InstructBLIP	ViT	Q-Former	Vicuna-13B
LLaVA	ViT	Linear	Vicuna-13B
Muffin		BEiT-3	Vicuna-13B

Table 1: Summary of the structure of existing MLLMs.

- We construct a knowledge-intensive multimodal instruction tuning dataset, UniMM-Chat, which is constructed by requiring ChatGPT to generate dialogues given merged information from different datasets.
- We construct the UniMM-Bench benchmark to evaluate the overall capability of MLLMs involving diverse tasks and evaluate Muffin and other MLLM models on it.
- We open-source Muffin, UniMM-Chat, and UniMM-Bench to the community.

2 Related Work

Vision Language Models The research of pretrained VLMs has been a hot topic for years. These models are pre-trained on a large scale of image-text pairs to achieve the alignment between visual and text modalities. Some work focuses on improving the training objectives, such as contrastive loss (Radford et al. 2021; Jia et al. 2021), masked data modeling (Wang et al. 2023a), and image-text matching (Li et al. 2021). Some work devotes to optimizing the model architecture, such as UNITER (Chen et al. 2020) and VinVL (Zhang et al. 2021), and the recent unified transformer architecture VLMO (Bao et al. 2022). Based on these techniques, several large-scale VLMs are proposed, such as Florence (Yuan et al. 2021) and BEiT-3 (Wang et al. 2023a). These models exhibit good performance on VL tasks while lacking capabilities in following human instructions.

Multimodal Large Language Models MLLMs aim to bridge a visual module with pre-trained LLMs for multimodal interaction. The pioneering work, BLIP-2 (Li et al. 2023), introduces the Q-Former architecture, a shallow transformer to align the visual feature from the frozen visual encoder with LLMs. Subsequent works largely adopt the Q-Former architecture, such as MiniGPT-4 (Zhu et al. 2023), VisualGLM (Du et al. 2022), Ziya-Visual (Wang et al. 2022), LLaVA (Liu et al. 2023) employs a linear layer to map the visual feature from the frozen vision encoder into the embedding space of pre-trained LLM (Chiang et al. 2023). mPLUG-Owl (Ye et al. 2023) leverages a modified Q-Former module to align the vision encoder CLIP with LLM using both text-only and multimodal instruction tuning datasets. InstructBLIP (Dai et al. 2023) improves the Q-Former, obtaining the instruction-aware visual features by inputting the instruction into the Q-Former as well. Table 1 summarizes the detailed structure of these models.

Multimodal Instruction Tuning Datasets To equip MLLMs with potent instruction-following capabilities, several multimodal instruction tuning datasets are proposed. MiniGPT-4 (Zhu et al. 2023) proposes using ChatGPT to rewrite the image description and collect nearly 3.5K instruction instances. InstructBLIP (Dai et al. 2023) formulate 26 publicly available datasets of different tasks with handcrafted templates for each dataset. LLaVA (Liu et al. 2023) proposes to leverage GPT-4 to write instructions for three different categories, including detail description, complex reasoning, and conversation, given annotations of images from the COCO dataset (Lin et al. 2014). Though the generated data of LLaVA is more diverse compared with MiniGPT-4, the instructions are still scarce in knowledge since annotations from only one dataset can hardly give a comprehensive understanding of images.

3 Muffin Framework

3.1 Architecture

The architecture of our proposed Muffin is shown in Figure 2. Instead of training a separate module to connect the vision encoder and LLMs, Muffin directly utilizes a pre-trained VLM model, denoted as G , to summarize the visual representation for LLMs, denoted as F . Commonly, VLMs consist of a visual channel and a text channel, which are deeply fused with each other to achieve modality alignment. By extensive pre-training in large-scale V-L datasets, VLMs inherently excel in serving as the “out-of-the-box” bridge for LLM. In this work, we leverage BEiT-3 (Wang et al. 2023a) as VLM backbone, which is pre-trained with masked data modeling and achieves good performance on many vision and vision-language tasks.

To leverage VLM for visual features extraction, Muffin introduces a sequence of trainable query vectors in the text embedding space of VLM, denoted as $\mathbf{Q} = [\mathbf{q}_1, \mathbf{q}_2, \dots, \mathbf{q}_n]$, $\mathbf{q}_n \in \mathbb{R}^d$, where n is the number of trainable query vectors, d is the hidden size of VLM G . These query vectors \mathbf{Q} and the image X_v are input into the text and vision channels, respectively. Within each block of the Transformer, to deeply fuse two modalities, the hidden states from each channel will perform both self-attention and cross-attention with each other.

After deep fusion between the trainable query vectors \mathbf{Q} and the image, the final output in the last layer corresponding to the query vectors’ position effectively captures a visual feature of the input image. This progression can be succinctly expressed as an end-to-end formulation:

$$Z_v = G(X_v, \mathbf{Q}_\theta). \quad (1)$$

Subsequently, we apply a fully connected projection layer to transform the perceived visual feature Z_v into the embedding space of the pre-trained LLM $H_v = \mathbf{W}_\xi \cdot Z_v$, which will serve as the prefix context for the LLM and concatenate with the text embedding of X_t as the final input to be forwarded to the LLM.

3.2 Pre-training

Following the most existing MLLMs (Liu et al. 2023; Dai et al. 2023), we first conduct pre-training on an extensive

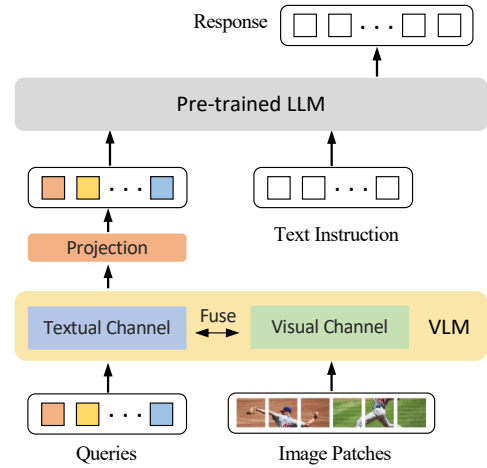


Figure 2: Architecture of our proposed Muffin. A sequence of trainable query vectors and the image patches are input into the textual and visual channels of VLM, respectively. By deeply fusing in the VLM blocks, the output from the textual channel serves as the summarized image feature.

number of image-text pairs to align the VLM G and the LLM F . Since the text data used in this stage share relatively simple formats, we freeze the parameters of LLM during pre-training to retain the powerful knowledge and complex reasoning ability of LLM. For a pair of images and text (X_v, X_t) , we randomly select an instruction X_{ins} from a pre-defined set, as used in Liu et al. (2023). This instruction, such as “Describe the image briefly.”, serves to prefix the caption and narrow the gap in training data format between the current stage and following instruction tuning. The training objective is to maximize the probability of target response given the instruction X_{ins} and input image X_v , shown as:

$$\mathcal{L} = \sum_{i=1}^k \log p(x_i | \mathbf{H}_v, X_{\text{ins}}, X_{t, < i}) \quad (2)$$

3.3 Multimodal Instruction Tuning

While naive multimodal pre-trained models exhibit the capacity to comprehend the content of input images and generate concise captions, they often lack the ability to execute intricate tasks based on human instructions. As a result, we proceed to undertake further multimodal instruction tuning.

Unlike the previous stage, we make the LLM trainable during the instruction tuning process to harness the full potential of high-quality instructional data. We structure each data instance in the form of a conversational snippet following Vicuna (Chiang et al. 2023) and train the model to decode tokens of the answer spans. We utilize the same training objective, as represented by Equation (2), used in the pre-training stage.

4 UniMM-Chat

To construct high-quality and diverse instruction tuning datasets with comprehensive image descriptions, we pro-

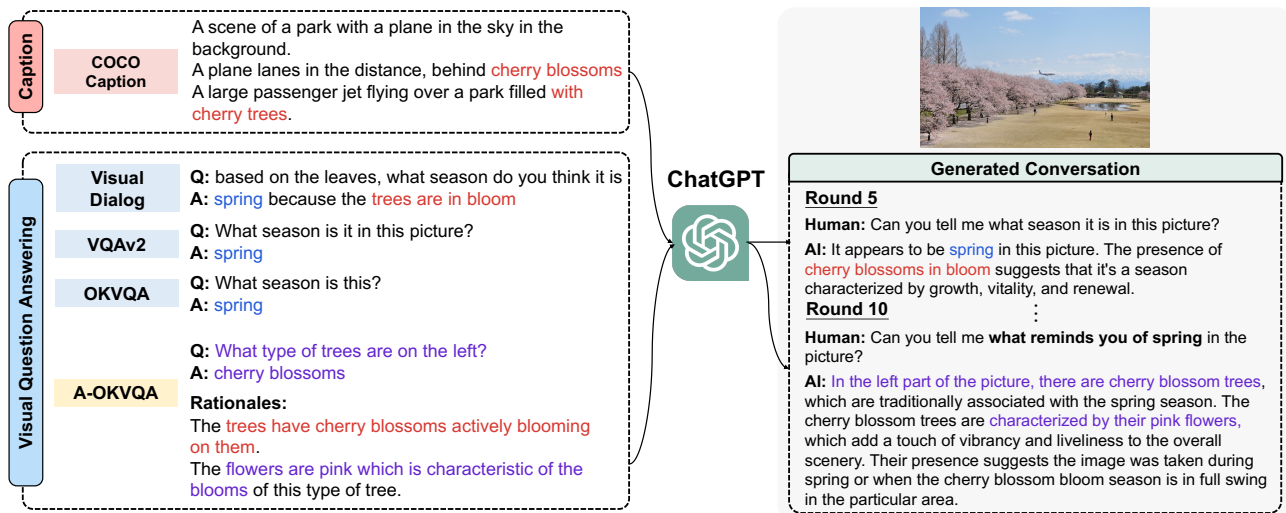


Figure 3: Demonstration of the framework designed for constructing the UniMM-Chat dataset. UniMM-Chat combines various VL datasets to generate knowledge-intensive dialogues. Text spans highlighted in colors indicate different knowledge from origin annotations which are required to answer the questions.

pose the UniMM-Chat dataset, which consists of 1.1M diverse instructions. We incorporate complementary annotations from different VL datasets and employ ChatGPT to generate multi-turn dialogues corresponding to each image. As shown in Figure 3, the incorporated annotations furnish a richer image context and effectively empower ChatGPT to generate more knowledge-intensive conversational datasets.

4.1 Dataset Construction

Five commonly utilized VL datasets, as outlined in Table 2, serve as seeds to craft multimodal instructions. As images in these five datasets are drawn from COCO (Lin et al. 2014), we first aggregate the annotations for each image from the seed VL datasets. For VQA v2 (Goyal et al. 2017), OKVQA (Marino et al. 2019), and Visual Dialog (Das et al. 2017), we use the annotation of both questions and their corresponding answers. For AOKVQA (Schwenk et al. 2022), we use the question-answer pair and the annotated rationales. Five captions from COCO (Lin et al. 2014) are directly employed as fundamental descriptions for each image.

Next, these annotations are meticulously structured into a refined format, incorporating some additional human-written few-shot learning instances. These elements are collectively presented as prompts, prompting ChatGPT to generate multi-turn dialogues centered on the respective images. We refer readers to the Appendix for the prompts we used during data construction.

4.2 Dataset Statistics

In total, we collect 117,238 dialogues, with an average of 9.89 turns per dialogue. Each dialogue is associated with one distinct image. To quantify the dataset’s diversity, we follow (Wang et al. 2023b) and parse the question types and their direct nouns or verb with Berkeley Neural Parser tool (Stern, Andreas, and Klein 2017). We plot the seven most

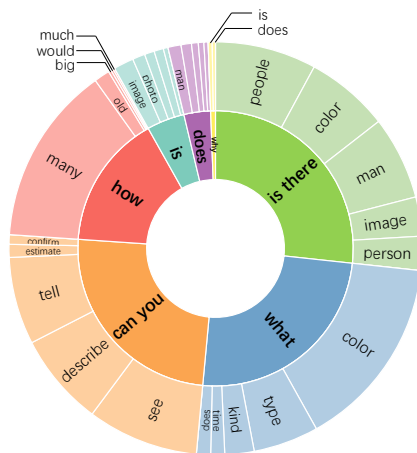


Figure 4: Instruction distribution in UniMM-Chat.

common question types and their top direct noun objects or verbs, which account for 44% instructions in UniMM-Chat in Figure 4. This plot underscores the considerable breadth of intents and formats in UniMM-Chat.

4.3 UniMM-Bench

We propose UniMM-Bench, a question-answering benchmark designed for MLLMs to evaluates the abilities involving reasoning and world knowledge. As traditional exact-matched accuracy is not suitable for evaluating MLLMs, which often respond a complete sentence to answer questions, we leverage GPT-4 to score the generated answer. Considering the evaluation cost, we sample one hundred samples from the test set of OKVQA (Marino et al. 2019), AOKVQA (Schwenk et al. 2022), GQA (Hudson and Man-

VL dataset	#Images	#Annotation
VQAv2 (Goyal et al. 2017)	123,287	658,111
OKVQA (Marino et al. 2019)	14,031	14,055
AOKVQA (Schwenk et al. 2022)	17,662	18,201
Visual Dialogue (Das et al. 2017)	123,287	1,232,870
COCO Caption (Lin et al. 2014)	123,287	616,767

Table 2: Statistics of source vision-language datasets to construct UniMM-Chat.

ning 2019) and VQAv2 (Goyal et al. 2017), respectively, whose annotations has undergone meticulous inspection. This benchmark evaluates the capabilities of MLLMs in reasoning, commonsense, and world knowledge (Schwenk et al. 2022).

5 Experiments

5.1 Experimental Settings

Evaluation Details. We evaluate MLLMs on our proposed UniMM-Bench and LLaVA test set (Liu et al. 2023). The LLaVA test set consists of 90 questions from three categories spanning conversation, complex reasoning, and detail description. UniMM-Bench mainly evaluates the model abilities in reasoning and world knowledge, while the LLaVA test set evaluates the model performance on multimodal conversational. We leverage GPT-4 to score the model output based on the ground truth answers. We empirically verified the scores of GPT-4 are well aligned with human judgment. We refer readers to the Appendix for complete prompts.

Training Details. The pre-training of Muffin is performed with 180M image-text pairs collected from Visual Genome (Krishna et al. 2017), COCO (Lin et al. 2014), CC3M (Sharma et al. 2018), CC12M (Changpinyo et al. 2021) and LAION-COCO (Christoph Schuhmann 2022) and lasts for 100K steps with batch size of 2048 and learning rate of $1e-4$. For instruction tuning, we use both the LLaVA-Instruct-150K and UniMM-Chat instruction tuning dataset. The training lasts for 3200 steps with batch size of 512 and learning rate of $2e-5$. We adopt the resolution of 448 during pre-training and 672 during the instruction tuning stage.

Baselines. We compare our method with a series of existing strong baselines:

- **MiniGPT-4:** MiniGPT-4 (Zhu et al. 2023) is one of the earliest open-source trials of MLLMs, which is fine-tuned on over 3.5K simple instructions that require model to generate image descriptions.
- **VisualGLM:** VisualGLM (Du et al. 2022) is a bilingual multimodal assistant model built upon ChatGLM-6B and the vision encoder of BLIP2 which devises complex feature alignment training process.
- **Ziya-Visual:** (Wang et al. 2022) is a bilingual multimodal assistant model based on Ziya-LLaMA-13B and pre-trained visual encoder of BLIP-2.
- **mPLUG-owl:** mPLUG-owl (Ye et al. 2023) is a multimodal assistant model based on CLIP ViT-L/14 and

LLaMA-7B, which use both text-only and multimodal instruction tuning datasets.

- **InstructBLIP:** InstructBLIP (Dai et al. 2023) constructs a multimodal instruction tuning dataset based on 26 public datasets by apply pre-defined templates to directly formulate these datasets into a unified format. They devise a novel instruction-aware Q-Former and train the model on the proposed dataset.
- **LLaVA:** LLaVA (Liu et al. 2023) constructs 150K multimodal instructions based on the COCO dataset. It simply leverages a linear projector to connect the vision encoder and LLM.

5.2 Main Results

Table 3 presents the performance of Muffin and baselines on UniMM-Bench and LLaVA test set. On both of these two benchmarks, Muffin achieves the state-of-the-art performance and significantly surpasses all baselines.

Based on these experimental results, we have the following observations:

- Compared with LLaVA, Muffin achieves an impressive 5.1-point advancement on average. Also, even when employing the same LLaVA-Instruct-150K dataset for instruction tuning, akin to LLaVA’s training, Muffin still achieves better results with 1.2-point, demonstrating the effectiveness of the Muffin framework.
- Compared with InstructBLIP, Muffin exhibits substantial performance enhancements over InstructBLIP. Specifically, despite directly training on OKVQA, AOKVQA, and VQAv2, InstructBLIP achieves lower performances on these datasets compared with Muffin, especially on OKVQA and AOKVQA, which contains limited annotations. This indicates simply combining training samples of different datasets is sub-optimal for the model to learn a wide range of knowledge. On the LLaVA test set, we hypothesize the limited format of responses in the training data harms the generation ability and consequently results in InstructBLIP significantly lag behind Muffin.
- Excluding UniMM-Chat from the training set leads to a substantial performance drop across all visual question-answering tasks. This emphasizes the pivotal role of UniMM-Chat in equipping MLLMs with the skills to effectively address a variety of task types.

These results collectively demonstrate the effectiveness of the Muffin framework and highlight the crucial role of UniMM-Chat. Enriched by UniMM-Chat, Muffin exhibits strong reasoning capabilities and abundant knowledge.

5.3 Human Evaluation

For a more comprehensive analysis, we conduct a pair-wise human evaluation of different models on a diverse range of instructions. Specifically, we randomly sample eighty samples from UniMM-Bench and twenty samples from the LLaVA test set. We recruit six well-educated annotators and present them with the answer pairs generated by Muffin and other three baselines, LLaVA, InstructBLIP, and MiniGPT-4. We assure the model names are hidden during the whole

Model	UniMM-Bench					LLaVA Test Set				ALL
	OKVQA	AOKVQA	GQA	VQAv2	AVG	Con	CR	DD	AVG	
VisualGLM (Du et al. 2022)	56.2	56.6	59.2	63.9	59.0	65.8	80.6	64.5	70.3	60.6
MiniGPT-4 (Zhu et al. 2023)	59.2	56.0	66.0	58.9	60.0	65.3	75.6	66.3	69.1	61.8
mPLUG-owl (Ye et al. 2023)	63.9	63.3	63.3	64.1	63.6	69.0	84.1	59.0	70.8	65.1
Ziya-Visual (Wang et al. 2022)	67.3	65.6	68.2	67.0	67.0	82.3	90.2	71.2	81.3	69.9
LLaVA (Liu et al. 2023)	68.8	64.2	68.1	67.7	67.2	<u>83.0</u>	96.5	75.0	84.9	70.7
InstructBLIP (Dai et al. 2023)	67.0	64.9	67.6	<u>75.5</u>	<u>68.8</u>	82.2	90.2	68.4	80.7	71.1
Muffin (w/o UniMM-Chat)	<u>69.1</u>	<u>68.4</u>	<u>70.1</u>	66.8	68.6	82.2	96.0	77.5	<u>85.3</u>	<u>71.9</u>
Muffin	72.8	69.8	72.9	77.9	73.4	83.5	96.5	<u>77.2</u>	85.7	75.8

Table 3: Performance of our proposed Muffin and baselines on UniMM-Bench and LLaVA Test Set. AVG: average of scores. Con: conversation category. CR: complex reasoning category. DD: detail description category. We report the average performance of three trials for each model to improve the stability.

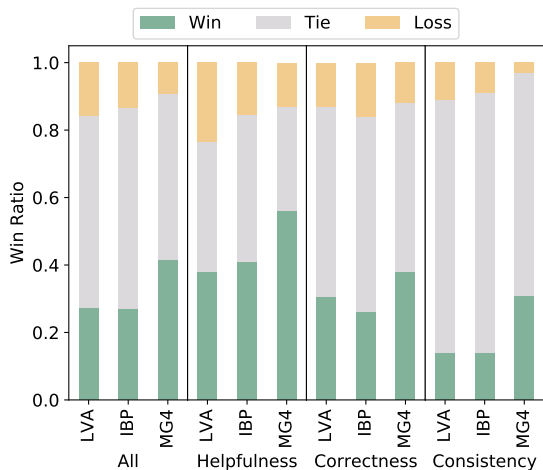


Figure 5: Human evaluation winning ratio of Muffin compared with different baseline models. LVA: LLaVA. IBP: InstructBLIP. MG4: MiniGPT-4.

evaluation process. Annotators are required to decide which answer is better in each pair, based on three criteria: Helpfulness, Correctness, and question-answer Consistency. More details are introduced in the Appendix. The evaluation results are shown in Figure 5. Muffin outperforms all other models on all metrics. The evident advantage of Helpfulness and Correctness originates from training on the knowledge-intensive dialogues from the UniMM-Chat dataset. Specifically, we find the MiniGPT-4 (Zhu et al. 2023), which is trained with only a few thousand simple instruction samples, usually responds that is not related to the question and consequently obtains the lowest consistency win ratio. We refer readers to the Appendix for the detail statistics of human evaluation results comparing Muffin with baseline models.

5.4 Ablation Results

Reformulating VL datasets. To verify the effectiveness of the dataset construction framework, we build a variant of UniMM-Chat without merging annotations across dif-

Instruction Data	UniMM-Bench	LLaVA Test Set
Origin Datasets	72.5	36.6
UniMM-Chat-sep	70.7	65.6
UniMM-Chat	72.6	78.6

Table 4: Muffin trained with different instruction tuning dataset settings. UniMM-Chat-sep is a variant of UniMM-Chat that is constructed without merging annotations from different VL datasets.

Model	UniMM-Bench	LLaVA Test Set
Muffin	73.4	85.7
- pre-training resolution	70.1	85.5
- instruction tuning resolution	72.1	85.3
- tune LLM	64.0	68.4

Table 5: Ablation results for different training settings.

ferent datasets, named UniMM-Chat-sep. More details of UniMM-Chat-sep are presented in Appendix. We train multiple models using different data configurations and present the result in Table 4. On the LLaVA test set, using original datasets fails to establish a chat model due to the short text in these datasets. Incorporating UniMM-Chat-sep, while resulting in improved performance compared to using the original datasets, still yields suboptimal results owing to the limited information available during construction. On UniMM-Bench, directly using the original datasets corresponds to in-domain fine-tuning, serving as the performance upper bound for the constructed dataset. The experimental results show that using UniMM-Chat does not lead to the in-domain performance drop, while using UniMM-Chat-sep will undergo a performance decline. These results emphasize the necessity of our dataset construction framework.

Training Settings. We also analyze the effect of some training settings and present the results in Table 5. As for the image resolution, when decreasing the input image resolution during the pre-training (224) and instruction tuning






 <p>What airline are the planes from?</p>	<p>Muffin (This work)</p> <p>The planes in the image are from Korean Air. This can be inferred from the color scheme and markings on the planes, which are characteristic of the Korean Air fleet.</p>	<p>LLaVA</p> <p>The planes in the image belong to China Airlines. They are parked at the terminal on the runway of the airport.</p> <p>InstructBLIP</p> <p>It is not specified which airline the planes belong to.</p>
 <p>The advertisement on the bus is for what type of medium?</p>	<p>Muffin (This work)</p> <p>The advertisement on the bus is for a movie, specifically the movie "Planet 51." The advertisement is visible on the side of the bus and features an image from the movie. This medium allows for the promotion of the movie to a large audience, as buses tend to travel through various areas and are seen by multiple people.</p>	<p>LLaVA</p> <p>The advertisement on the bus is for a video game.</p> <p>InstructBLIP</p> <p>Film or movie. Yes, the advertisement on the bus is for a film or movie.</p>
 <p>How can you determine the time from this image? Explain it in detail.</p>	<p>Muffin (This work)</p> <p>In the image, a sundial is used to determine the time. The sundial is placed on a table and consists of a cardboard or paper plate with a stick or pin sticking out of it. The stick or pin, also known as a gnomon, is designed to cast a shadow when exposed to sunlight. The shadow's position on the paper plate or cardboard corresponds to the hour of the day. By reading the shadow's position, one can estimate the local apparent solar time, which can be converted to standard time if necessary. Sundials are simple, cost-effective, and eco-friendly tools for telling time outdoors, especially during daylight saving time when accurate timekeeping can be challenging for some devices.</p> <p>LLaVA</p> <p>In the image, there is a small clock, which is placed on top of a white cardboard with a black marker. The clock is visible through the round hole of the cardboard. By examining the position of the clock's hands, one can determine the time. Moreover, the presence of the clock on the cardboard indicates that it might be an art project or a creative display of time-telling, so it could have a symbolic or decorative significance rather than being a conventional clock setup.</p> <p>InstructBLIP</p> <p>In the image, there is a sundial on top of a cardboard box. The sundial consists of a stick with a small circle at the end, which is pointing towards the sky. There are several rocks placed around the sundial, and one rock is positioned in the center of the sundial's circle. This setup suggests that the sundial is designed to determine the time based on the position of the sun in the sky. By observing the position of the shadow cast by the sundial's stick, you can determine the time of day. As the sun moves across the sky during the day, the shadow will move accordingly, providing an accurate reading of the time. The presence of rocks around the sundial may indicate that the device is intended to be used in an outdoor setting, such as a garden or park.</p>	
 <p>What are they wearing?</p>	<p>Muffin (This work)</p> <p>The couple is wearing traditional Indian attire. The bride is likely wearing a lehenga choli, a popular Indian bridal dress, while the groom is dressed in a sherwani, a formal suit-like garment. These outfits are often adorned with intricate embroidery, beads, and other decorative elements, reflecting the rich cultural heritage of India.</p> <p>LLaVA</p> <p>The man and woman in the image are wearing traditional Indian attire, which signifies that they might be a part of a cultural event or celebration, such as a wedding or a religious ceremony. The woman is wearing a veil, and the man has a turban, both of which are common elements in Indian weddings and religious ceremonies.</p> <p>InstructBLIP</p> <p>traditional indian wedding attire</p>	
	<p>Muffin (This work)</p> <p>The vegetable in the image is an onion. Onions are a common ingredient in many dishes, adding flavor and texture to various recipes.</p> <p>InstructBLIP</p> <p>onions</p> <p>Muffin (This work)</p> <p>If the onion is being cooked in the pan, its color might change due to the cooking process. Onions typically turn brown as they are cooked, which can occur due to the Maillard reaction - a chemical reaction between amino acids and reducing sugars that results in the formation of a variety of aroma and flavor compounds, giving the onion a richer, sweeter taste.</p> <p>InstructBLIP</p> <p>The color of the onion will not change significantly in the next 30 minutes, as it is already sliced and cooked in the pan.</p>	<p>What is this vegetable?</p> <p>How might the color of the onion change in the following 30 minutes?</p>

Figure 6: Examples generated by Muffin and other baselines.

stage (448), the performance has a distinct drop on UniMM-Bench, since detailed image information necessary to solve complex multimodal tasks is hard to be retrained with low resolution. Besides, we also observed freezing the LLM during the instruction tuning process can limit the model’s abilities on all evaluated datasets.

5.5 Qualitative Results

Benefiting from the deep fusion within the VLM and knowledge intensive instruction data from UniMM-Chat, Muffin can effectively activate the knowledge embedded in the LLM and generate more helpful response to open-ended questions. Figure 6 shows some examples of responses from Muffin, LLaVA, and InstructBLIP for demonstration. In the first example, our model accurately identifies the country of origin of the airplane based on visual details, while both LLaVA and InstructBLIP fail to provide the correct answer, highlighting our model’s superiority in comprehending and identifying image details. In the second example, our model combines textual cues from the image with its inherent knowledge to generate a more accurate response. Moreover, in the fourth example, Muffin correctly identifies the exact name of the traditional Indian attire shown in the image. Except having the ability to answer questions with a broad range of knowledge, Muffin can also generate more helpful responses. In the last example show in 6, though both pointing the vegetable is onion, Muffin gives more detail and helpful response.

6 Conclusion

In this paper, we present Muffin, an innovative framework to directly utilize pre-trained VLMs to bridge visual signals and LLMs. Also, we develop a new paradigm to build a multimodal instruction tuning dataset by merging annotations from different datasets describing the same images. In this way, we construct a high-quality and diverse multimodal instruction tuning dataset, UniMM-Chat. We perform comprehensive experiments to demonstrate the effectiveness of Muffin and UniMM-Chat, which shows that Muffin achieves state-of-the-art performance on a wide range of tasks. In the future, we will apply Muffin framework and UniMM-Chat dataset to more combinations of VLMs and LLMs.

References

Alayrac, J.-B.; Donahue, J.; Luc, P.; Miech, A.; Barr, I.; Hasson, Y.; Lenc, K.; Mensch, A.; Millican, K.; Reynolds, M.; et al. 2022. Flamingo: a Visual Language Model for Few-Shot Learning. *Proceedings of NeurIPS*.

Bao, H.; Wang, W.; Dong, L.; Liu, Q.; Mohammed, O. K.; Aggarwal, K.; Som, S.; Piao, S.; and Wei, F. 2022. VLMo: Unified Vision-Language Pre-Training with Mixture-of-Modality-Experts. In *Proceedings of NeurIPS*.

Changpinyo, S.; Sharma, P.; Ding, N.; and Soriccut, R. 2021. Conceptual 12M: Pushing Web-Scale Image-Text Pre-Training To Recognize Long-Tail Visual Concepts. In *CVPR*.

Chen, Y.-C.; Li, L.; Yu, L.; El Kholy, A.; Ahmed, F.; Gan, Z.; Cheng, Y.; and Liu, J. 2020. Uniter: Universal Image-Text Representation Learning. In *Proceedings of ECCV*. Springer.

Chiang, W.-L.; Li, Z.; Lin, Z.; Sheng, Y.; Wu, Z.; Zhang, H.; Zheng, L.; Zhuang, S.; Zhuang, Y.; Gonzalez, J. E.; Stoica, I.; and Xing, E. P. 2023. Vicuna: An Open-Source Chatbot Impressing GPT-4 with 90%* ChatGPT Quality.

Christoph Schuhmann, R. V. T. C. R. B., Andreas Köpf. 2022. LAION-COCO: 600m Synthetic Captions from LAION2b-en.

Dai, W.; Li, J.; Li, D.; Tiong, A. M. H.; Zhao, J.; Wang, W.; Li, B.; Fung, P.; and Hoi, S. 2023. InstructBLIP: Towards General-purpose Vision-Language Models with Instruction Tuning.

Das, A.; Kottur, S.; Gupta, K.; Singh, A.; Yadav, D.; Moura, J. M.; Parikh, D.; and Batra, D. 2017. Visual Dialog. In *Proceedings of CVPR*.

Driess, D.; Xia, F.; Sajjadi, M. S.; Lynch, C.; Chowdhery, A.; Ichter, B.; Wahid, A.; Tompson, J.; Vuong, Q.; Yu, T.; et al. 2023. PaLM-E: An embodied multimodal language model. *arXiv preprint arXiv:2303.03378*.

Du, Z.; Qian, Y.; Liu, X.; Ding, M.; Qiu, J.; Yang, Z.; and Tang, J. 2022. GLM: General Language Model Pretraining with Autoregressive Blank Infilling. In *Proceedings of ACL*.

Gong, T.; Lyu, C.; Zhang, S.; Wang, Y.; Zheng, M.; Zhao, Q.; Liu, K.; Zhang, W.; Luo, P.; and Chen, K. 2023. MultiModal-GPT: A Vision and Language Model for Dialogue with Humans. *arXiv preprint arXiv:2305.04790*.

Goyal, Y.; Khot, T.; Summers-Stay, D.; Batra, D.; and Parikh, D. 2017. Making the V in VQA Matter: Elevating the Role of Image Understanding in Visual Question Answering. In *Proceedings of CVPR*.

Hudson, D. A.; and Manning, C. D. 2019. GQA: A New Dataset for Real-World Visual Reasoning and Compositional Question Answering. In *Proceedings of CVPR*.

Jia, C.; Yang, Y.; Xia, Y.; Chen, Y.-T.; Parekh, Z.; Pham, H.; Le, Q.; Sung, Y.-H.; Li, Z.; and Duerig, T. 2021. Scaling up Visual and Vision-Language Representation Learning with Noisy Text Supervision. In *Proceedings of ICML*.

Krishna, R.; Zhu, Y.; Groth, O.; Johnson, J.; Hata, K.; Kravitz, J.; Chen, S.; Kalantidis, Y.; Li, L.-J.; Shamma, D. A.; et al. 2017. Visual Genome: Connecting Language and Vision Using Crowdsourced Dense Image Annotations. *IJCV*.

Li, J.; Li, D.; Savarese, S.; and Hoi, S. 2023. BLIP-2: Bootstrapping Language-Image Pre-training with Frozen Image Encoders and Large Language Models. *arXiv preprint arXiv:2301.12597*.

Li, J.; Selvaraju, R.; Gotmare, A.; Joty, S.; Xiong, C.; and Hoi, S. C. H. 2021. Align Before Fuse: Vision and Language Representation Learning with Momentum Distillation. In *Proceedings of NeurIPS*.

Lin, T.-Y.; Maire, M.; Belongie, S.; Hays, J.; Perona, P.; Ramanan, D.; Dollár, P.; and Zitnick, C. L. 2014. Microsoft COCO: Common Objects in Context. In *Proceedings of ECCV*.

Liu, H.; Li, C.; Wu, Q.; and Lee, Y. J. 2023. Visual instruction tuning. *arXiv preprint arXiv:2304.08485*.

Marino, K.; Rastegari, M.; Farhadi, A.; and Mottaghi, R. 2019. OK-VQA: A Visual Question Answering Benchmark Requiring External Knowledge. In *Proceedings of CVPR*.

OpenAI. 2023. GPT-4 Technical Report. arXiv:2303.08774.

Radford, A.; Kim, J. W.; Hallacy, C.; Ramesh, A.; Goh, G.; Agarwal, S.; Sastry, G.; Askell, A.; Mishkin, P.; Clark, J.; et al. 2021. Learning transferable visual models from natural language supervision. In *Proceedings of ICML*.

Schwenk, D.; Khandelwal, A.; Clark, C.; Marino, K.; and Mottaghi, R. 2022. A-OKVQA: A Benchmark for Visual Question Answering using World Knowledge. In *Proceedings of ECCV*.

Sharma, P.; Ding, N.; Goodman, S.; and Soricut, R. 2018. Conceptual Captions: A Cleaned, Hypernymed, Image Alt-Text Dataset for Automatic Image Captioning. In *Proceedings of ACL*.

Stern, M.; Andreas, J.; and Klein, D. 2017. A Minimal Span-Based Neural Constituency Parser. In *Proceedings of ACL*.

Wang, J.; Zhang, Y.; Zhang, L.; Yang, P.; Gao, X.; Wu, Z.; Dong, X.; He, J.; Zhuo, J.; Yang, Q.; Huang, Y.; Li, X.; Wu, Y.; Lu, J.; Zhu, X.; Chen, W.; Han, T.; Pan, K.; Wang, R.; Wang, H.; Wu, X.; Zeng, Z.; Chen, C.; Gan, R.; and Zhang, J. 2022. Fengshenbang 1.0: Being the Foundation of Chinese Cognitive Intelligence. In *Proceedings of CoRR*.

Wang, W.; Bao, H.; Dong, L.; Bjorck, J.; Peng, Z.; Liu, Q.; Aggarwal, K.; Mohammed, O. K.; Singhal, S.; Som, S.; et al. 2023a. Image as a Foreign Language: BEiT Pretraining for Vision and Vision-Language Tasks. In *Proceedings of CVPR*.

Wang, Y.; Kordi, Y.; Mishra, S.; Liu, A.; Smith, N. A.; Khashabi, D.; and Hajishirzi, H. 2023b. Self-Instruct: Aligning Language Models with Self-Generated Instructions. In *Proceedings of ACL*.

Ye, Q.; Xu, H.; Xu, G.; Ye, J.; Yan, M.; Zhou, Y.; Wang, J.; Hu, A.; Shi, P.; Shi, Y.; Jiang, C.; Li, C.; Xu, Y.; Chen, H.; Tian, J.; Qi, Q.; Zhang, J.; and Huang, F. 2023. mPLUG-Owl: Modularization Empowers Large Language Models with Multimodality. arXiv:2304.14178.

Yu, J.; Wang, Z.; Vasudevan, V.; Yeung, L.; Seyedhosseini, M.; and Wu, Y. 2022. CoCa: Contrastive Captioners are Image-Text Foundation Models. *arXiv preprint arXiv:2205.01917*.

Yuan, L.; Chen, D.; Chen, Y.-L.; Codella, N.; Dai, X.; Gao, J.; Hu, H.; Huang, X.; Li, B.; Li, C.; et al. 2021. Florence: A New Foundation Model for Computer Vision. *arXiv preprint arXiv:2111.11432*.

Zhang, P.; Li, X.; Hu, X.; Yang, J.; Zhang, L.; Wang, L.; Choi, Y.; and Gao, J. 2021. VinVL: Revisiting Visual Representations in Vision-Language Models. In *Proceedings of CVPR*.

Zhu, D.; Chen, J.; Shen, X.; Li, X.; and Elhoseiny, M. 2023. MiniGPT-4: Enhancing Vision-Language Understanding with Advanced Large Language Models. *arXiv preprint arXiv:2304.10592*.

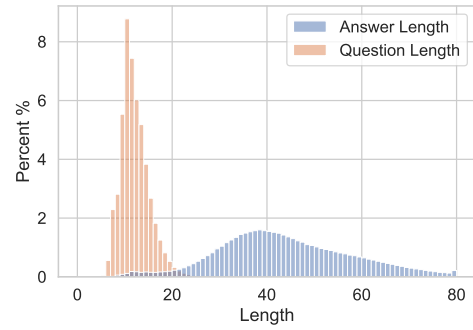


Figure 7: Length distribution of the generated questions and answers in UniMM-Chat.

A Prompts

In this section, we list details of all prompts we use in this work for reproducibility, including the prompts to construct UniMM-Chat, the prompt to evaluate for UniMM-Bench and the prompt used to pre-train Muffin.

A.1 UniMM-Chat Construction Prompts

We show the full prompt we used to require ChatGPT to generate high quality knowledge-intensive dialogues for UniMM-Chat in Table 7. We present the raw prompt and how we organize few human annotated demonstrations together with the raw prompt. We also list the prompt to amass origin annotations from different VL datasets in Table 6, which generate the *input* to be used in Table 7. We also present the question and answer length distribution of UniMM-Chat in Figure 7 for reference.

```
[Image statements]
{VQAv2_qas}
{OKVQA_qas}
{AOKVQA_qas}
{VisualDialog_qas}

[Image information]
{AOKVQA_raionales}

[Image description]
{COCO_captions}

[Conversation]
```

Table 6: The template to amass annotations from different VL datasets.

A.2 UniMM-Bench Evaluation Prompt

We list the full prompt we used to evaluate the performance of models on UniMM-Bench in Table 8. To enable GPT-4 generate more accurate scores, we put both the ground truth answer and other related annotations into the prompt. Specifically, we list all human answers and corresponding

Prompt:

```
messages = [ {"role": "system", "content": f"You are an AI visual assistant, and you are seeing a single image. What you see are provided with [Image statements], as well as the [Image information] and [Image description] in several sentences, describing the same image you are looking at. You should pretend not seeing [Image statements], [Image information], [Image description], etc. Instead, ask and answer all questions as you are only seeing the image.
```

```
Design a 10 rounds conversation between you and a person asking about this photo. The answers should be in a tone that a visual AI assistant is seeing the image and answering the question. Ask diverse questions and give corresponding answers.
```

```
Include questions asking about the visual content of the image, including the object types, object actions, object locations, relative positions between objects, etc. Only include questions that have definite answers:
```

- (1) one can see the content in the image that the question asks about and can answer confidently.
- (2) one can determine confidently from the image that it is not in the image.

```
Do not ask any question that cannot be answered confidently. Do not add unprovided details to answer the questions.
```

```
Also include complex questions that are relevant to the content in the image, for example, asking about background knowledge of the objects in the image, asking to discuss about events happening in the image, etc. Again, do not ask about uncertain details.
```

```
You should do your best to fully cover the image content in the conversation. Try to ask questions using special interrogative sentences.
```

```
Provide detailed answers when answering questions if necessary. For example, give detailed examples or reasoning steps to make the content more convincing and well-organized. You can include multiple paragraphs if necessary. Double-check to ensure your answer is correct and consistent with the image and the previous conversation. Stay within the scope of the image, refraining from introducing any information not present in the visual content. Again, do not add unsupported details to answer the questions. Answer all questions as you are only seeing the image." ]
```

```
for sample in fewshot_samples:  
    messages.append({'role': 'user', 'content': sample['input']})  
    messages.append({'role': 'assistant', 'content': sample['output']})  
    messages.append({'role': 'user', 'content': query})
```

Table 7: The detail prompt used to guide ChatGPT to generate conversations.

confidences from VQA_{v2} (Goyal et al. 2017) and rationales from AOKVQA (Schwenk et al. 2022) into the prompt.

A.3 Pre-training Prompts

We adopt the pre-training prompts used in (Liu et al. 2023) for the training of Muffin. The full list of prompts to generate caption are listed in Table 9.

B UniMM-Chat-sep

We construct another version of UniMM-Chat for experimental usage, namely UniMM-Chat-sep, which is constructed without merging annotations from different VL datasets. Specifically, we reuse the same prompt (see Table 7) of UniMM-Chat to construct dialogues for each datasets except COCO Caption by removing annotations from other datasets. As for COCO Caption, since caption text is already flexible in format, we simply adopt the instructions listed in Table 9 following our pre-training setting. As shown in in Table 4, we find the combination of different VL datasets can yield better performance on both visual question answering and visual chat tasks. We argue this is because simply merging different datasets during training is not enough to fully explore the complementary nature of different datasets and thus give sub-optimal results.

C UniMM-Bench

In order to evaluate the overall capability of MLLMs involving diverse tasks, we construct the UniMM-Bench benchmark. We randomly add 100 samples from each of the validation sets of OKVQA (Marino et al. 2019), GQA (Hudson and Manning 2019), AOKVQA (Schwenk et al. 2022) into UniMM-Bench. As for VQA_{v2} (Goyal et al. 2017), we first randomly select two sample for each type of question to keep the diversity of our benchmark, which results in 130 samples. Then we randomly choose 100 samples out of these 130 samples. Finally we combined all these 400 samples to form the UniMM-Bench benchmark.

To prevent the evaluation results being affected by data leak, we explicitly removed images in UniMM-Bench out of the image set we used to construct UniMM-Chat.

We list some examples from UniMM-bench and the results generated by Muffin and other baselines in Figure 8. These examples show that UniMM-bench can evaluate the model abilities in both reasoning and world knowledge.

D Human Evaluation

We list the detail statistics of human evaluation results in Table 10 for reference.

 <p>How many green plants are on the right side of the room?</p>	<p>Muffin (This work)</p> <p>There are two green plants visible on the right side of the room. They appear to be placed on a surface near the wall, adding a touch of natural elements to the space.</p>	<p>LLaVA</p> <p>There are three green plants on the right side of the room.</p> <p>InstructBLIP</p> <p>1</p>
 <p>What material are the white cups?</p>	<p>Muffin (This work)</p> <p>The white cups in the image are made of paper. The use of paper cups suggests that this is a casual event where disposable tableware is used to make cleanup quick and easy.</p>	<p>LLaVA</p> <p>The white cups are made of paper.</p> <p>InstructBLIP</p> <p>Plastic.</p>
 <p>Is the box behind a skateboard?</p>	<p>Muffin (This work)</p> <p>No, there is no skateboard present in the image. The picture depicts a row of bicycles locked to a pole on a city street.</p>	<p>LLaVA</p> <p>Yes, the box is behind a skateboard. It is attached to a pole on the street.</p> <p>InstructBLIP</p> <p>No, there is no box behind the skateboard.</p>
 <p>What type of fuel does this vehicle use?</p>	<p>Muffin (This work)</p> <p>The vehicle in the image appears to be a dump truck, and it is likely that it uses diesel fuel to operate. Diesel fuel is commonly used in larger heavy-duty vehicles such as dump trucks because it provides more power and torque than gasoline.</p> <p>LLaVA</p> <p>The vehicle in the image is a dump truck, which is a large, heavy-duty vehicle designed for transporting loose materials, such as sand, gravel, or dirt, for construction or other purposes. Dump trucks typically feature an open-box bed that allows the material to be unloaded easily through tipping the bed up. In the image, the dump truck is driving near cones, which could suggest a job site or an area that requires some form of construction, maintenance, or repair work.</p> <p>InstructBLIP</p> <p>Diesel</p>	
 <p>Who invented this vehicle?</p>	<p>Muffin (This work)</p> <p>The vehicle in this image is a plane, and planes were invented by the Wright brothers. Orville and Wilbur Wright were credited with inventing and flying the first successful airplane in 1903.</p> <p>LLaVA</p> <p>The vehicle in the image is an older single-engine propeller airplane, invented and developed by a team of experts at UW Madison WAIV Lab. It is designed for general aviation purposes and is parked on the airport tarmac, possibly during an airshow or a special event. The airplane has a distinctive white and red striped body, and it is displayed alongside other aircraft, showcasing the history and evolution of aviation technology. The presence of the cones suggests that the aircraft is on display for visitors to explore and admire. So, in a way, the university and the lab are proud to present their contribution to aviation history with this innovative aircraft model.</p> <p>InstructBLIP</p> <p>orville wright</p>	

Figure 8: Examples of questions from UniMM-Bench and results generated by Muffin and other models.

[Question]
{*question*}

[Assistant Response]
{*response*}
[End of Assistant Response]

[System]
We would like to request your feedback to evaluate the performance of an AI assistant in the response to a user question displayed above. The AI assistant is asked to look at the image and answer the question. You need to give an overall score to the assistant’s response to the question on a scale of 1 to 5, where a higher score indicates better overall performance. Please first output a single line containing only one value indicating the score for the assistant.

In the subsequent line, please provide a comprehensive explanation of your evaluation.

We will give you some additional information about the image and question for reference in the following (such as the expected answer, human answers and hints given by annotators). Note that the assistant can only see the image content and question text, all other reference information are used to help you better understand the question and content of the image only. The major criteria is the correctness of the answer, you don’t have to care about the conciseness or structure or other irrelevant factors of the answer.

[Expected Answer]
{*ground truth answer*}

[Human Answers]
{*human answers and rationales from origin datasets*}

Table 8: GPT-4 evaluation prompt used to evaluate UniMM-Bench.

Caption-generation Instruction

- Describe the image concisely.
 - Provide a brief description of the given image.
 - Offer a succinct explanation of the picture presented.
 - Summarize the visual content of the image.
 - Give a short and clear explanation of the subsequent image.
 - Share a concise interpretation of the image provided.
 - Present a compact description of the photo’s key features.
 - Relay a brief, clear account of the picture shown.
 - Render a clear and concise summary of the photo.
 - Write a terse but informative summary of the picture.
 - Create a compact narrative representing the image presented.
-

Table 9: Instructions used to generate captions during the multimodal pre-training stage.

Muffin vs.	Helpfulness	Correctness	Consistency
Mini-GPT4	112 / 26	76 / 24	62 / 6
LLaVA	76 / 47	61 / 26	28 / 22
Instruct BLIP	82 / 31	52 / 32	28 / 18

Table 10: Number of samples marked as win/loss on different metrics comparing Muffin and baseline models.