

ON THE ONSET OF ROBUST OVERFITTING IN ADVERSARIAL TRAINING

Chaojian Yu¹ Xiaolong Shi¹ Jun Yu² Bo Han³ Tongliang Liu¹

¹The University of Sydney

²University of Science and Technology of China

³Hong Kong Baptist University

{chyu8051, tongliang.liu}@sydney.edu.au, xiaolong3166@gmail.com,
harryjun@ustc.edu.cn, bhanml@comp.hkbu.edu.hk

ABSTRACT

Adversarial Training (AT) is a widely-used algorithm for building robust neural networks, but it suffers from the issue of robust overfitting, the fundamental mechanism of which remains unclear. In this work, we consider normal data and adversarial perturbation as separate factors, and identify that the underlying causes of robust overfitting stem from the normal data through factor ablation in AT. Furthermore, we explain the onset of robust overfitting as a result of the model learning features that lack robust generalization, which we refer to as non-effective features. Specifically, we provide a detailed analysis of the generation of non-effective features and how they lead to robust overfitting. Additionally, we explain various empirical behaviors observed in robust overfitting and revisit different techniques to mitigate robust overfitting from the perspective of non-effective features, providing a comprehensive understanding of the robust overfitting phenomenon. This understanding inspires us to propose two measures, attack strength and data augmentation, to hinder the learning of non-effective features by the neural network, thereby alleviating robust overfitting. Extensive experiments conducted on benchmark datasets demonstrate the effectiveness of the proposed methods in mitigating robust overfitting and enhancing adversarial robustness.

1 INTRODUCTION

Adversarial Training (AT) (Madry et al., 2018) has emerged as a reliable method for improving a model’s robustness against adversarial attacks (Szegedy et al., 2014; Goodfellow et al., 2015). It involves training networks using adversarial data generated on-the-fly and has been proven to be one of the most effective empirical defenses (Athalye et al., 2018). AT has shown success in building robust neural networks when applied to the MNIST dataset. However, achieving the same goal on more complex datasets like CIFAR10 has proven to be challenging (Madry et al., 2018). Apart from the limited capacity of current neural networks (Nakkiran, 2019), there is also a perplexing phenomenon known as robust overfitting (Rice et al., 2020) that significantly hampers this process. Specifically, when robust overfitting occurs during AT, the model’s robust accuracy on test data continues to decline with further training. This phenomenon has been observed across different datasets, network architectures, and AT variants (Rice et al., 2020).

Recently, various technologies have been proposed to empirically alleviate robust overfitting (Carmon et al., 2019; Chen et al., 2020b; Dong et al., 2022; Wu et al., 2020; Yu et al., 2022b). For instance, Wu et al. (2020) proposed the double-perturbation mechanism, which adversarially perturbs both inputs and weights to achieve a smoother weight-loss landscape. Yu et al. (2022b) introduced the Minimum Loss Constrained Adversarial Training (MLCAT) prototype to prevent the model from fitting the small-loss adversarial data. Both methods can alleviate robust overfitting while enhancing adversarial robustness. However, the essential issue, the fundamental mechanism behind robust overfitting, remains unresolved and is of critical importance.

In this paper, we investigate the fundamental mechanism of robust overfitting. Firstly, we show that the inducing factors of robust overfitting stem from normal data. Specifically, we treat normal

data and adversarial perturbations as separate factors, and devise factor ablation adversarial training to assess their respective impacts on robust overfitting. We observe that simultaneously ablating adversarial perturbations and normal data in adversarial training can greatly mitigate the robust overfitting, whereas adversarial training that only ablates adversarial perturbations still exhibits a severe degree of robust overfitting. Given that these experiments strictly adhere to the principle of controlling variables, with the sole difference being the presence of normal data in the training set, we can infer that the underlying causes of robust overfitting stem from normal data.

Normal data can be regarded as a composition of features. To gain more insights into the mechanism of robust overfitting, we provide a general explanation for the onset of robust overfitting in adversarial training from the perspective of feature generalization. During the adversarial training process, adversarial perturbations are generated on-the-fly and adaptively changed based on the model’s learning state. However, due to the difference in the distribution of normal data between training and test sets, even for models with completely identical parameters, their learning states on training and test data are different. Therefore, the robust features learned from training data do not necessarily guarantee robust generalization. In other words, the features that the model considers as robust in the training data may not be robust features in the test data, and we refer to them as non-effective features. Furthermore, as adversarial training advances, the gap in the model’s learning state between the training and test sets progressively expands, resulting in the proliferation of non-effective features. When the model’s optimization is dominated by these non-effective features, it leads to the phenomenon of robust overfitting. Correspondingly, we provide a comprehensive explanation for various empirical behaviors associated with robust overfitting and revisit different existing techniques for mitigating robust overfitting based on our analysis.

In order to support our analysis, we also devise two representative measures, namely attack strength and data augmentation, to regulate the model’s learning of non-effective features. Specifically, *i*) eliminating non-effective features through adversarial perturbations; *ii*) aligning the model’s learning state on the training set with that on the test set through data augmentation techniques. Both measures provide a flexible way to adjust the model’s learning of non-effective features, and we observe a clear correlation between the extent of robust overfitting and the model’s learning of non-effective features: the fewer non-effective features the model learns, the less pronounced the degree of robust overfitting. These observations align well with our analysis. Additionally, extensive experiments conducted in a wide range of settings also validate the effectiveness of the proposed measures in mitigating robust overfitting and improving adversarial robustness. To sum up, our contributions are as follows:

- We conducted a series of rigorously factor ablation experiments following the principles of the controlled variable method, inferring that the factors inducing robust overfitting originate from normal data.
- We explain the onset of robust overfitting as a result of learning non-effective features, and provide a comprehensive understanding of the robust overfitting phenomenon.
- Based on our understanding, we devise two representative measures to impede the model’s learning of non-effective features. Extensive experiments demonstrate that the proposed methods can mitigate robust overfitting and consistently enhance the adversarial robustness of baseline methods by a noticeable margin.

2 RELATED WORK

In this section, we briefly review related literature from two perspectives: adversarial training and robust overfitting.

2.1 ADVERSARIAL TRAINING

Let f_θ , \mathcal{X} and ℓ represent the neural network f with model parameter θ , the input space, and the loss function, respectively. Given a C -class dataset $\mathcal{S} = \{(x_i, y_i)\}_{i=1}^n$, where $x_i \in \mathcal{X}$ and $y_i \in \mathcal{Y} = \{0, 1, \dots, C - 1\}$ denotes its corresponding label, the objective function of *standard training* is

$$\min_{\theta} \frac{1}{n} \sum_{i=1}^n \ell(f_\theta(x_i), y_i), \quad (1)$$

where the neural network f_θ learns features in x_i that are correlated with associated labels y_i in order to minimize the empirical risk of misclassifying normal inputs. However, empirical evidence (Szegeedy et al., 2014; Tsipras et al., 2018; Ilyas et al., 2019) suggests that networks trained under this regime tend to fit fragile, non-robust features that are incomprehensible to humans. To address this issue, adversarial training introduces adversarial perturbations to each data point by transforming $\mathcal{S} = \{(x_i, y_i)\}_{i=1}^n$ into $\mathcal{S}' = \{(x'_i = x_i + \delta_i, y_i)\}_{i=1}^n$. The adversarial perturbations $\{\delta_i\}_{i=1}^n$ are constrained by a pre-specified budget, i.e. $\{\delta \in \Delta : \|\delta\|_p \leq \epsilon\}$, where p can be 1, 2, ∞ , etc. Therefore, the objective function for *adversarial training* (Madry et al., 2018) is

$$\min_{\theta} \frac{1}{n} \sum_{i=1}^n \max_{\delta_i \in \Delta} \ell(f_\theta(x_i + \delta_i), y_i), \quad (2)$$

where the inner maximization process generates adversarial perturbations on-the-fly to counteract the highly predictive yet non-robust features in normal data. Subsequently, the outer minimization process optimizes the neural network using the generated adversarial data, allowing the model to fit intricate robust features. This iterative procedure aims to achieve an adversarially robust classifier. The most commonly employed approach for generating adversarial perturbations in AT is Projected Gradient Descent (PGD) (Madry et al., 2018), which applies adversarial attack to normal data x_i over multiple steps k with a step size of α :

$$\delta^k = \Pi_{\Delta}(\alpha \cdot \text{sign} \nabla_x \ell(f_\theta(x + \delta^{k-1}), y) + \delta^{k-1}), k \in \mathbb{N}, \quad (3)$$

where δ^k represents the adversarial perturbation at step k , and Π_{Δ} denotes the projection operator.

Besides the standard AT, there exist several other common variants of adversarial training methods (Kannan et al., 2018; Zhang et al., 2019; Wang et al., 2019). One typical example is TRADES (Zhang et al., 2019), which proposes a regularized surrogate loss that balances natural accuracy and adversarial robustness:

$$\min_{\theta} \sum_i \{ \text{CE}(f_\theta(x_i), y_i) + \beta \cdot \max \text{KL}(f_\theta(x_i) || f_\theta(x'_i)) \}, \quad (4)$$

where CE is the cross-entropy loss that encourages the network to maximize natural accuracy, KL is the Kullback-Leibler divergence that encourages improvement of robust accuracy, and the hyperparameter β is employed to regulate the tradeoff between natural accuracy and adversarial robustness.

2.2 ROBUST OVERFITTING

Robust overfitting was initially observed in standard AT (Madry et al., 2018). Later, Rice et al. (2020) conducted a comprehensive study and discovered that conventional remedies used for overfitting in deep learning are of little help in combating robust overfitting in AT. This finding prompted further research efforts aimed at mitigating robust overfitting. Schmidt et al. (2018) attributed robust overfitting to sample complexity theory and suggested that more training data are required for adversarial robust generalization, which is supported by empirical results in derivative works (Carmon et al., 2019; Alayrac et al., 2019; Zhai et al., 2019). Recent works also proposed various strategies to mitigate robust overfitting without relying on additional training data, such as sample reweighting (Wang et al., 2019; Zhang et al., 2020; Liu et al., 2021), label smoothing (Izmailov et al., 2018), stochastic weight averaging (Chen et al., 2020b), temporal ensembling (Dong et al., 2022), knowledge distillation (Chen et al., 2020b), weight regularization (Wu et al., 2020; Yu et al., 2022a;b), and data augmentation (Tack et al., 2022; Li & Spratling, 2023). While these techniques can assist in mitigating robust overfitting, the fundamental mechanism behind robust overfitting remains unclear. This uncertainty has somewhat constrained the widespread applicability of current techniques. For instance, it has been noted that more training data does not necessarily alleviate robust overfitting and can even harm robust generalization (Chen et al., 2020a; Min et al., 2021). Additionally, it was shown that sample reweighting techniques with completely opposing objectives can both effectively alleviate robust overfitting (Zhang et al., 2020; Yu et al., 2022b), and data augmentation technique was found to be inadequate in combating robust overfitting in prior attempts (Gowal et al., 2020; Rebuffi et al., 2021). These contradictions are common in the adversarial training community and further emphasize the importance of understanding the mechanism of robust overfitting. In this work, we investigate the onset of robust overfitting and explore its underlying mechanism.

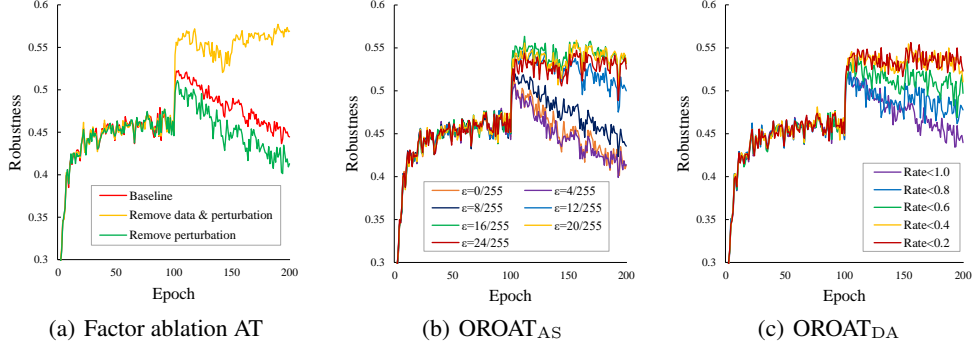


Figure 1: The test robustness of (a) different experimental groups of factor ablation adversarial training, (b) OROAT_{AS} with varying attack strengths, and (c) OROAT_{DA} with different proportions of small-loss adversarial data.

3 THE ONSET OF ROBUST OVERFITTING IN ADVERSARIAL TRAINING

In this section, we commence with factor ablation experiments to identify the underlying causes of robust overfitting (Section 3.1). Subsequently, we offer an intuitive explanation for the onset of robust overfitting through the lens of feature generalization. To this end, we explain various empirical behaviors associated with robust overfitting and revisit existing techniques for mitigating robust overfitting based on our analysis (Section 3.2). Finally, we develop two representative measures to support our analysis (Section 3.3).

3.1 FACTOR ABLATION ADVERSARIAL TRAINING

Inspired by the data ablation experiments in Yu et al. (2022b), which revealed that small-loss adversarial data leads to robust overfitting by removing adversarial data during training, we propose factor ablation adversarial training to gain deeper insights into robust overfitting. We follow the same rule as the data ablation experiments, using a fixed loss threshold to differentiate between large-loss and small-loss adversarial data. For instance, in the CIFAR10 dataset, data with an adversarial loss of less than 1.5 are regarded as small-loss adversarial data. Unlike the data ablation experiments, where adversarial data is treated as a unified entity, we treated normal data and adversarial perturbations within small-loss adversarial data as separate factors and conducted more detailed factor ablation experiments to identify the inducing factor of robust overfitting. Specifically, we trained a PreAct ResNet-18 model on CIFAR-10 using standard AT under the ℓ_∞ threat model and removed specified factors before robust overfitting occurred (i.e., at the 100th epoch), including: *i) baseline*, which is a baseline group without removing any factors; *ii) data & perturbation*, which removes both the normal data and adversarial perturbations from small-loss adversarial data; and *iii) perturbation*, which only removes the adversarial perturbations from small-loss adversarial data.

It’s important to note that the experimental groups mentioned above were entirely identical before the occurrence of robust overfitting. This ensures that these experiments adhered to a rigorous controlled variable principle, with the only difference between the various experimental groups being the specific factors removed from the training data at the 100th epoch. The experimental results of factor ablation adversarial training are summarized in Figure 1(a). We observe that the **data & perturbation** group exhibits a significant relief in robust overfitting, while both the **baseline** and **perturbation** groups still experience severe robust overfitting. Since the only difference between the **data & perturbation** group and the **perturbation** group is the presence of normal data in the training set, we can clearly infer that normal data is the inducing factor of robust overfitting. Similar effects were also observed across different datasets, network architectures, and adversarial training variants (see Appendix A), indicating that this is a general finding in adversarial training.

3.2 THE ONSET OF ROBUST OVERFITTING

In this part, we delve into the analysis of how normal data contributes to robust overfitting from the perspective of feature generalization. Building on this understanding, we further explain various

empirical behaviors associated with robust overfitting and revisit existing techniques for mitigating robust overfitting.

3.2.1 UNDERSTANDING ROBUST OVERFITTING FROM THE FEATURE GENERALIZATION PERSPECTIVE

From the experimental results in Section 3.1, we can know that the factors inducing robust overfitting stem from normal data. Normal data can be viewed as a composition of features. According to Ilyas et al. (2019), these features can be categorized into robust features and non-robust features. Specifically, given a model and a specified attack budget, if the correlation between a feature and its corresponding label consistently holds under the specified attack budget, then this feature is considered robust; otherwise, it is classified as non-robust. Based on these definitions, it is evident that the boundary between robust and non-robust features is not static, but dynamically adjusts as the model’s learning state evolves on this data. Moreover, due to the presence of distributional differences between the training and test datasets, the model’s learning state on them also varies. Consequently, there may be some features that lack robust generalization. In other words, certain features may be considered robust for the model on the training set, but on the test set, they are categorized as non-robust. We refer to these features as non-effective features. Next, we proceed to further analyze how these non-effective features lead to robust overfitting.

During AT, the model consistently learns features that it considers to be robust from the training dataset. In the initial stages of adversarial training, due to the similarity in the model’s learning states between the training and test datasets, the boundary between the robust and non-robust features doesn’t significantly differ between the training and test sets. Therefore, the optimization trend of the model is primarily driven by the effective robust features. As the training process advances, the model’s learning state on the training data continues to strengthen. For example, the loss on the training data consistently decreases, or the quantity of small-loss adversarial data in the training set steadily increases. However, the improvement in the model’s learning state on the test dataset is relatively limited, far from matching the model’s learning state on the training dataset. This leads to a widening gap in the model’s learning states between the training and test datasets. As a result, the boundary between the robust and non-robust features becomes progressively more distinct between the training and test sets. This facilitates the generation of non-effective features, causing the model to learn an increasing number of them. Once the model’s optimization trend is dominated by these non-effective features, the model’s adversarial robustness on the test dataset will continue to decline. This, in turn, gives rise to the phenomenon of robust overfitting.

Empirical behaviors of robust overfitting. We notice that robust overfitting exhibits some empirical behaviors in adversarial training: 1) Removing small-loss adversarial data can prevent robust overfitting. 2) As the adversarial perturbation budget increases, the degree of robust overfitting initially rises and then decreases. Our analysis naturally explains these phenomena: 1) adversarial data with small loss indicates that the model’s learning state on these data is excellent, maintaining a substantial gap compared to the learning state on the test set. This gap in learning states promotes the generation of non-effective features on these data. Therefore, removing small-loss adversarial data from the training set can prevent the model from learning an excessive number of non-effective features, effectively mitigating robust overfitting. 2) As the perturbation budget increases from 0, in accordance with the definitions of robust and non-robust features, the range of non-robust features in the data gradually expands, resulting in a higher likelihood of non-effective features emerging during training. This explains why natural training does not exhibit robust overfitting, and as the adversarial perturbation budget increases, the degree of robust overfitting also rises. However, with a further increase in the perturbation budget, the degree of robust overfitting decreases. This is because the model’s learning state on the training set is limited under a large perturbation budget, which narrows the gap in learning states between the training and test sets. This reduction in the gap in learning states alleviates the generation of non-effective features in the training data, leading to a decrease in the non-effective features learned by the model. Consequently, the degree of robust overfitting gradually decreases.

3.2.2 REVISITING EXISTING TECHNIQUES FOR MITIGATING ROBUST OVERFITTING

Sample reweighting. Sample reweighting is a common method in adversarial training used to mitigate robust overfitting. It assigns weighted values to each adversarial data point, distinguishing the

importance of different training data. We have noticed that the current literature employs the sample reweighting technique in various ways. For instance, [Zhang et al. \(2020\)](#) utilized sample reweighting to weaken the model’s learning on small-loss adversarial data, whereas [Yu et al. \(2022b\)](#) employed it to strengthen the model’s learning on small-loss adversarial data. These two approaches utilize sample reweighting with completely opposing objectives, yet both effectively alleviate robust overfitting. Our analysis can explain why both methods are effective in mitigating robust overfitting: the sample reweighting technique in [Zhang et al. \(2020\)](#) reduces the importance of small-loss adversarial data, which is equivalent to diminishing the role of non-effective features learned on these data in model optimization, thus effectively mitigating robust overfitting. The sample reweighting technique in [Yu et al. \(2022b\)](#) increases the adversarial loss of small-loss adversarial data, essentially narrowing the gap in the model’s learning state between the training and test sets. This prevents the generation of non-effective features and thereby effectively alleviates robust overfitting. In summary, one approach reduces the importance of non-effective features in model optimization, while the other prevents the generation of non-effective features. Although the objectives of these two methods are completely opposite, both lead to a reduction in the model’s learning of non-effective features, and thus effectively alleviate robust overfitting.

Additional training data. Utilizing additional training data is a typical method to mitigate robust overfitting. For instance, [Carmon et al. \(2019\)](#); [Alayrac et al. \(2019\)](#); [Zhai et al. \(2019\)](#) introduce more training data through semi-supervised learning in adversarial training to avoid robust overfitting and improve adversarial robustness. However, it remains unclear how much extra training data is needed to prevent robust overfitting ([Gowal et al., 2020](#)), and sometimes, additional training data may not necessarily help alleviate robust overfitting ([Chen et al., 2020a](#); [Min et al., 2021](#)). Our analysis offers intuitive explanations for these issues: as mentioned in Section 3.2.1, robust overfitting arises from the model learning non-effective features, and the necessary condition for the generation of non-effective features is a significant learning state gap between the training and test datasets. On one hand, the technology of additional training data can directly adjust the distribution of training data in adversarial training, making it an effective method to avoid robust overfitting. On the other hand, if the added training data fails to narrow the learning state gap between the training and test datasets, or if it does not suppress the role of non-effective features in model optimization, then these additional training data will be ineffective against robust overfitting. In summary, for the additional training data technique, the quantity of extra training data is not the crucial factor. Instead, it depends on whether these additional training data can narrow the gap in the model’s learning state between the training and test datasets, or if these added training features can overwhelm the role of non-effective features in model optimization.

Data augmentation. Data augmentation techniques involve applying random transformations to training data during the training process. This is a prevalent method for increasing the quantity and diversity of training data, and it has been empirically shown to reduce overfitting in standard training. However, previous attempts ([Gowal et al., 2020](#); [Rebuffi et al., 2021](#)) have indicated that data augmentation doesn’t provide much help for robust overfitting in adversarial training. Later, some evidence suggests that data augmentation can be effective when combined with regularization ([Tack et al., 2022](#)) or when used alone ([Li & Spratling, 2023](#)). Similarly, data augmentation also allows for direct adjustments to the normal data within the training dataset. Thus, it can serve as an effective approach to address robust overfitting. Specifically, if data augmentation weakens the model’s learning state on the training data, it can effectively alleviate robust overfitting. However, data augmentation techniques generally involve random image transformations and may not always achieve the desired effect. Particularly, in the next subsection, we utilize data augmentation techniques to design a method for achieving the alignment of model learning state between the training and test sets, and demonstrate that simple data augmentation methods with a targeted transformation objective can be significantly helpful in alleviating robust overfitting and enhancing adversarial robustness.

3.3 THE PROPOSED METHODS

As mentioned in Section 3.2, we propose to understand the Onset of Robust Overfitting in Adversarial Training (OROAT) as a result of learning non-effective features, which are derived from the model’s learning state gap between the training and test sets. In this part, we introduce two approaches to support our analysis: *attack strength*, which belongs to the feature-elimination approach, and *data augmentation*, which belongs to the state-alignment approach. These two methods are rep-

representative and, more importantly, orthogonal in regulating the learning of non-effective features during training, thereby fully validating our analysis of OROAT.

OROAT through attack strength. The feature-elimination approach adjusts the model’s learning of non-effective features by eliminating the relevant features from the training dataset. Adversarial training (Goodfellow et al., 2015; Madry et al., 2018) is the most primitive method in this direction. It employs adversarial perturbations to eliminate the fragile, non-robust features in the training dataset.

To achieve varying degrees of non-effective feature elimination, we employed different levels of attack strength to generate adversarial perturbations. Specifically, we trained PreAct ResNet-18 on CIFAR10 under the ℓ_∞ threat model and used various perturbation budgets ϵ on small-loss adversarial data, ranging from 0/255 to 24/255. In each setting, we evaluated the robust accuracy on CIFAR10 test data that were attacked with the standard perturbation budget of $\epsilon = 8/255$. This approach utilizes the attack strength strategy to eliminate varying levels of non-effective features during training, which we refer to as OROAT_{AS}.

The results of OROAT_{AS} with different attack strengths are summarized in Figure 1(b). We observe a clear correlation between the applied attack strength and the extent of robust overfitting. Specifically, the more non-effective features are eliminated, the milder the degree of robust overfitting. When the perturbation budget is 0/255, robust overfitting is most pronounced. However, when the perturbation budget exceeds a certain threshold, such as 16/255, the model exhibits almost no robust overfitting. It is worth noting that similar patterns are also observed across different datasets, network architectures, and adversarial training variants (as shown in Appendix B). These experimental results clearly demonstrate that it is these non-effective features that lead to robust overfitting.

OROAT through data augmentation. On the other hand, the state-alignment approach aims to prevent the generation of non-effective features by aligning the model’s learning states between the training and test datasets. The double-perturbation mechanism (Wu et al., 2020) or minimum loss constraint (Yu et al., 2022b) are the most prominent methods in this direction. They employ weight perturbations to weaken the model’s learning state on the training set.

During AT, the model’s learning state on the training set typically surpasses that on the test set. To quantitatively assess the model’s learning state on the training dataset, we estimate it roughly by examining the proportion of small-loss adversarial data. For instance, a higher proportion of small-loss adversarial data suggests that the model has a more proficient learning state on the dataset. In order to conduct AT with varying proportions of small-loss adversarial data, we utilize data augmentation techniques to adjust the proportion of small-loss adversarial data in each minibatch. Specifically, at the beginning of each iteration, we check whether the proportion of small-loss adversarial data meets the specified threshold. If this proportion is below the specified threshold, we apply data augmentation to these small-loss examples within the minibatch until the desired proportion is reached. The data augmentation method we employ is AugMix (Hendrycks et al., 2020), and we refer to this adversarial training framework, empowered by the data augmentation technique, as OROAT_{DA}.

The results of OROAT_{DA} with different proportions of small-loss adversarial data are summarized in Figure 1(c). We observe a clear correlation between the proportion of small-loss data and the extent of robust overfitting. As the model’s learning state weakens on the training dataset, the degree of robust overfitting becomes increasingly mild. Furthermore, these effects are consistent across different datasets, network architectures, and adversarial training variants (as shown in Appendix C). These empirical results provide strong evidence for our analysis of OROAT, indicating that the gap in the model’s learning state promotes the generation of non-effective features.

4 EXPERIMENT

In this section, we evaluate the effectiveness of the proposed OROAT_{AS} and OROAT_{DA}. Section 4.1 shows that both OROAT_{AS} and OROAT_{DA} consistently improve the adversarial robustness over the baselines. In Section 4.2, we conduct an ablation analysis and discuss the proposed method.

Setup. We conduct extensive experiments across different benchmark datasets (CIFAR10 and CIFAR100 (Krizhevsky et al., 2009)), network architectures (PreAct ResNet-18 (He et al., 2016) and Wide ResNet-34-10 (Zagoruyko & Komodakis, 2016)), and adversarial training variants (AT (Madry

Table 1: Evaluation of adversarial robustness for OROAT_{AS} and OROAT_{DA} . The results were calculated as the average of three random trials. We omit the standard deviations as they are small ($\text{Natural} < 0.6\%$, $\text{PGD-20} < 0.3\%$ and $\text{AA} < 0.2\%$).

Network	Dataset	Method	Best			Last		
			Natural	PGD-20	AA	Natural	PGD-20	AA
PreAct ResNet-18	CIFAR10	AT	82.31	52.28	48.09	84.11	44.46	42.01
		OROAT_{DA}	82.58	53.95	48.48	85.45	49.69	44.44
		OROAT_{AS}	77.68	56.37	49.37	78.04	51.96	45.97
	CIFAR100	AT	55.14	28.93	24.53	55.83	20.87	18.92
		OROAT_{DA}	55.79	29.40	24.80	57.92	25.51	21.59
		OROAT_{AS}	51.02	30.25	25.63	51.06	26.19	22.67
	CIFAR10	TRADES	81.50	52.92	48.90	82.27	49.95	46.92
		$\text{OROTRADES}_{\text{DA}}$	82.89	53.14	49.12	83.28	52.13	48.41
		$\text{OROTRADES}_{\text{AS}}$	80.92	53.49	49.88	80.97	52.04	48.91
	CIFAR10	AWP	81.01	55.36	50.12	81.61	55.05	49.85
		$\text{OROAWP}_{\text{DA}}$	81.12	55.89	50.49	81.63	55.32	50.19
		$\text{OROAWP}_{\text{AS}}$	78.68	56.52	50.75	79.06	55.70	50.59
	CIFAR10	MLCAT	81.70	58.33	50.54	82.26	58.25	50.46
		$\text{OROMLCAT}_{\text{DA}}$	82.06	58.76	50.61	82.50	58.57	50.52
		$\text{OROMLCAT}_{\text{AS}}$	77.12	59.01	50.83	78.79	58.79	50.68
	CIFAR10	AT	85.49	55.40	52.31	86.50	47.14	45.74
		OROAT_{AS}	82.64	59.07	53.04	82.71	49.68	46.59
	CIFAR100	AT	60.90	31.35	27.42	59.07	26.03	24.39
		OROAT_{AS}	56.55	33.04	28.58	52.75	27.23	24.58
Wide ResNet-34-10	CIFAR10	TRADES	84.78	56.25	53.12	84.70	48.49	46.69
		$\text{OROTRADES}_{\text{AS}}$	83.36	57.07	53.79	84.64	49.48	47.25
	CIFAR10	AWP	85.30	58.35	53.07	85.39	57.16	52.49
		$\text{OROAWP}_{\text{AS}}$	84.47	59.67	54.35	84.87	57.66	52.93
	CIFAR10	MLCAT	86.72	62.63	54.73	87.32	61.91	54.61
		$\text{OROMLCAT}_{\text{AS}}$	85.41	63.60	55.25	84.74	62.47	54.88

et al., 2018) and TRADES (Zhang et al., 2019)). In addition to adversarial training variants, we also include two typical baseline methods for mitigating robust overfitting: AWP (Wu et al., 2020) and MLCAT (Yu et al., 2022b). For training, we followed the same optimization parameters as in Rice et al. (2020) for a fair comparison. In terms of evaluation, we utilized PGD-20 (Madry et al., 2018) and AutoAttack (AA) (Croce & Hein, 2020) as adversarial attack methods. The detailed descriptions of the experimental setup are in the Appendix D.

4.1 ROBUSTNESS EVALUATION

The evaluation results of OROAT_{AS} and OROAT_{DA} are summarized in Table 1. Here, “Best” refers to the highest achieved robustness during training, “Last” refers to the robustness of the checkpoint at the last epoch, and “Natural” denotes the accuracy on normal data. Note that we use the prefix “ORO” to denote the corresponding baselines that have integrated our proposed method. For example, if the attack strength strategy is applied to TRADES, we represent it as $\text{OROTRADES}_{\text{AS}}$. We can observe that the proposed approaches boost the adversarial robustness over standard AT by a noticeable margin, demonstrating the effectiveness of OROAT_{AS} and OROAT_{DA} . Furthermore, this performance improvement is consistent across different datasets, network architectures, and adversarial training variants, indicating that our proposed methods can reliably enhance adversarial robustness. It is worth noting that AWP and MLCAT baselines have already effectively mitigated robust overfitting. Nevertheless, our approaches still contribute to a complementary performance improvement. The superior robustness of the proposed approaches on these baselines further demonstrates the importance of understanding the underlying mechanisms behind robust overfitting.

4.2 ANALYSIS AND DISCUSSION

Ablation analysis. To analyze the role of the introduced attack strength component and data augmentation component in mitigating robust overfitting and enhancing adversarial robustness, we con-

Table 2: Ablation study of OROAT_{AS} and OROAT_{DA} methods. The results were calculated as the average of three random trials.

Method	Budget/Rate	Best			Last		
		Natural	PGD-20	AA	Natural	PGD-20	AA
OROAT _{AS}	0/255	84.57±0.23	50.75±0.10	45.17±0.06	86.71±0.38	41.30±0.14	36.61±0.13
	4/255	83.94±0.40	51.09±0.23	46.26±0.03	85.68±0.21	41.38±0.26	39.11±0.12
	8/255	81.92±0.46	51.96±0.14	47.74±0.12	83.87±0.36	43.56±0.06	41.42±0.02
	12/255	80.49±0.57	54.80±0.08	48.59±0.08	80.85±0.42	49.99±0.19	45.36±0.16
	16/255	77.48±0.36	56.35±0.20	49.11±0.14	76.84±0.28	53.20±0.16	46.24±0.06
	20/255	75.07±0.49	55.90±0.15	48.19±0.08	73.97±0.31	53.24±0.20	45.46±0.08
	24/255	74.24±0.21	54.71±0.06	46.86±0.05	72.71±0.50	52.54±0.10	44.63±0.03
OROAT _{DA}	1.0	82.00±0.30	52.17±0.17	47.77±0.08	84.37±0.36	43.96±0.25	41.61±0.19
	0.8	82.42±0.38	52.26±0.24	48.08±0.15	84.61±0.47	47.76±0.12	43.78±0.02
	0.6	82.58±0.42	53.95±0.08	48.48±0.08	85.45±0.52	49.69±0.25	44.44±0.15
	0.4	83.06±0.20	55.46±0.15	46.98±0.06	84.89±0.22	51.03±0.08	44.18±0.02
	0.2	83.08±0.35	55.99±0.22	45.18±0.16	84.83±0.40	52.53±0.17	43.29±0.08

ducted an ablation study with standard AT using PreAct ResNet-18 on the CIFAR10 dataset. Specifically, we varied the perturbation budget in the attack strength component from 0/255 to 24/255 and adjusted the threshold for small-loss adversarial data in the data augmentation component from 1.0 to 0.2. The results are summarized in Table 2. For robust overfitting, it was observed that as these components became more aggressive, such as when the attack strength component removes more non-effective features or when the data augmentation component further weakens the model’s learning state on the training dataset, the degree of robust overfitting becomes milder. These results strongly support our analysis regarding the onset of robust overfitting. On the other hand, regarding the model’s adversarial robustness, we observed a trend of initially increasing and then decreasing. The observed trend can be attributed to the effects of these introduced components. While effective in suppressing robust overfitting, these components also have a detrimental effect on the model’s adversarial robustness. For example, the attack strength component eliminates some effective robust features, and the data augmentation component degrades the model’s defense against strong attacks. In the early stages, the advantage of these components in suppressing robust overfitting is predominant, leading to an overall improvement in the model’s robustness. However, as these components become more aggressive, their disadvantages eventually outweigh the benefits of suppressing robust overfitting, resulting in a decrease in the model’s robustness.

Discussion. The proposed approach introduces additional components into the adversarial training framework, resulting in increased computational complexity. For the attack strength component, its computational cost depends on the perturbation budget; the larger the budget, the more additional attack iterations are required. Regarding the data augmentation component, the computational cost of this component is primarily influenced by the threshold set for small-loss adversarial data. When the threshold is low, a significant computational cost is needed to meet algorithm objectives due to the stochastic nature of data augmentation methods. Due to its high computational cost, we restricted experiments involving the data augmentation component to the low-capacity PreAct ResNet-18, as shown in Table 1. While we acknowledge that the proposed methods may not represent the optimal algorithm for addressing robust overfitting, especially in consideration of computational complexity and adversarial robustness, we want to emphasize that their design was intended to support our analysis of the onset of robust overfitting. Furthermore, their experimental results strongly validate our analysis and have demonstrated substantial improvements in robustness across a wide range of baselines. We hope that our understanding of the underlying mechanisms of robust overfitting will inspire future research to explore more efficient methods for handling robust overfitting.

5 CONCLUSION

In this work, we develop factor ablation adversarial training and identify that the contributing factors to robust overfitting originate from normal data. Furthermore, we explain the onset of robust overfitting as a result of learning non-effective features and provide a comprehensive analysis of this phenomenon. To support our analysis, we design two orthogonal approaches: attack strength derived from feature elimination and data augmentation derived from state alignment. Extensive

experiments validate our analysis and demonstrate the effectiveness of the proposed approaches in alleviating robust overfitting and enhancing adversarial robustness across different adversarial training methods, network architectures, and benchmark datasets.

REFERENCES

- Jean-Baptiste Alayrac, Jonathan Uesato, Po-Sen Huang, Alhussein Fawzi, Robert Stanforth, and Pushmeet Kohli. Are labels required for improving adversarial robustness? *Advances in Neural Information Processing Systems*, 32, 2019.
- Anish Athalye, Nicholas Carlini, and David Wagner. Obfuscated gradients give a false sense of security: Circumventing defenses to adversarial examples. In *International conference on machine learning*, pp. 274–283. PMLR, 2018.
- Yair Carmon, Aditi Raghunathan, Ludwig Schmidt, John C Duchi, and Percy S Liang. Unlabeled data improves adversarial robustness. *Advances in Neural Information Processing Systems*, 32, 2019.
- Lin Chen, Yifei Min, Mingrui Zhang, and Amin Karbasi. More data can expand the generalization gap between adversarially robust and standard models. In *International Conference on Machine Learning*, pp. 1670–1680. PMLR, 2020a.
- Tianlong Chen, Zhenyu Zhang, Sijia Liu, Shiyu Chang, and Zhangyang Wang. Robust overfitting may be mitigated by properly learned smoothening. In *International Conference on Learning Representations*, 2020b.
- Francesco Croce and Matthias Hein. Reliable evaluation of adversarial robustness with an ensemble of diverse parameter-free attacks. In *International conference on machine learning*. PMLR, 2020.
- Ekin D Cubuk, Barret Zoph, Dandelion Mane, Vijay Vasudevan, and Quoc V Le. Autoaugment: Learning augmentation strategies from data. In *Proceedings of the IEEE/CVF Conference on Computer Vision and Pattern Recognition*, pp. 113–123, 2019.
- Ekin D Cubuk, Barret Zoph, Jonathon Shlens, and Quoc V Le. Randaugment: Practical automated data augmentation with a reduced search space. In *Proceedings of the IEEE/CVF conference on computer vision and pattern recognition workshops*, pp. 702–703, 2020.
- Yinpeng Dong, Ke Xu, Xiao Yang, Tianyu Pang, Zhijie Deng, Hang Su, and Jun Zhu. Exploring memorization in adversarial training. In *International Conference on Learning Representations*, 2022.
- Ian J. Goodfellow, Jonathon Shlens, and Christian Szegedy. Explaining and harnessing adversarial examples. In *International Conference on Learning Representations*, 2015.
- Sven Gowal, Chongli Qin, Jonathan Uesato, Timothy Mann, and Pushmeet Kohli. Uncovering the limits of adversarial training against norm-bounded adversarial examples. *arXiv preprint arXiv:2010.03593*, 2020.
- Kaiming He, Xiangyu Zhang, Shaoqing Ren, and Jian Sun. Deep residual learning for image recognition. In *Proceedings of the IEEE conference on computer vision and pattern recognition*, pp. 770–778, 2016.
- Dan Hendrycks, Norman Mu, Ekin Dogus Cubuk, Barret Zoph, Justin Gilmer, and Balaji Lakshminarayanan. Augmix: A simple data processing method to improve robustness and uncertainty. In *International Conference on Learning Representations*, 2020.
- Andrew Ilyas, Shibani Santurkar, Dimitris Tsipras, Logan Engstrom, Brandon Tran, and Aleksander Madry. Adversarial examples are not bugs, they are features. *Advances in neural information processing systems*, 32, 2019.
- Pavel Izmailov, Dmitrii Podoprikin, Timur Garipov, Dmitry Vetrov, and Andrew Gordon Wilson. Averaging weights leads to wider optima and better generalization. *arXiv preprint arXiv:1803.05407*, 2018.

- Harini Kannan, Alexey Kurakin, and Ian Goodfellow. Adversarial logit pairing. *arXiv preprint arXiv:1803.06373*, 2018.
- Alex Krizhevsky, Geoffrey Hinton, et al. Learning multiple layers of features from tiny images. 2009.
- Lin Li and Michael Spratling. Data augmentation alone can improve adversarial training. *arXiv preprint arXiv:2301.09879*, 2023.
- Feng Liu, Bo Han, Tongliang Liu, Chen Gong, Gang Niu, Mingyuan Zhou, Masashi Sugiyama, et al. Probabilistic margins for instance reweighting in adversarial training. *Advances in Neural Information Processing Systems*, 34:23258–23269, 2021.
- Aleksander Madry, Aleksandar Makelov, Ludwig Schmidt, Dimitris Tsipras, and Adrian Vladu. Towards deep learning models resistant to adversarial attacks. In *International Conference on Learning Representations*, 2018.
- Yifei Min, Lin Chen, and Amin Karbasi. The curious case of adversarially robust models: More data can help, double descend, or hurt generalization. In *Uncertainty in Artificial Intelligence*, pp. 129–139. PMLR, 2021.
- Samuel G Müller and Frank Hutter. Trivialaugment: Tuning-free yet state-of-the-art data augmentation. In *Proceedings of the IEEE/CVF International Conference on Computer Vision*, pp. 774–782, 2021.
- Preetum Nakkiran. Adversarial robustness may be at odds with simplicity. *arXiv preprint arXiv:1901.00532*, 2019.
- Sylvestre-Alvise Rebuffi, Sven Gowal, Dan Andrei Calian, Florian Stimberg, Olivia Wiles, and Timothy A Mann. Data augmentation can improve robustness. *Advances in Neural Information Processing Systems*, 34, 2021.
- Leslie Rice, Eric Wong, and Zico Kolter. Overfitting in adversarially robust deep learning. In *International Conference on Machine Learning*, pp. 8093–8104. PMLR, 2020.
- Ludwig Schmidt, Shibani Santurkar, Dimitris Tsipras, Kunal Talwar, and Aleksander Madry. Adversarially robust generalization requires more data. *Advances in Neural Information Processing Systems*, 31, 2018.
- Christian Szegedy, Wojciech Zaremba, Ilya Sutskever, Joan Bruna, Dumitru Erhan, Ian Goodfellow, and Rob Fergus. Intriguing properties of neural networks. In *International Conference on Learning Representations*, 2014.
- Jihoon Tack, Sihyun Yu, Jongheon Jeong, Minseon Kim, Sung Ju Hwang, and Jinwoo Shin. Consistency regularization for adversarial robustness. In *Proceedings of the AAAI Conference on Artificial Intelligence*, volume 36, pp. 8414–8422, 2022.
- Dimitris Tsipras, Shibani Santurkar, Logan Engstrom, Alexander Turner, and Aleksander Madry. Robustness may be at odds with accuracy. In *International Conference on Learning Representations*, 2018.
- Yisen Wang, Difan Zou, Jinfeng Yi, James Bailey, Xingjun Ma, and Quanquan Gu. Improving adversarial robustness requires revisiting misclassified examples. In *International Conference on Learning Representations*, 2019.
- Dongxian Wu, Shu-Tao Xia, and Yisen Wang. Adversarial weight perturbation helps robust generalization. *Advances in Neural Information Processing Systems*, 33:2958–2969, 2020.
- Chaojian Yu, Bo Han, Mingming Gong, Li Shen, Shiming Ge, Du Bo, and Tongliang Liu. Robust weight perturbation for adversarial training. In *Proceedings of the Thirty-First International Joint Conference on Artificial Intelligence*, pp. 3688–3694, 2022a.
- Chaojian Yu, Bo Han, Li Shen, Jun Yu, Chen Gong, Mingming Gong, and Tongliang Liu. Understanding robust overfitting of adversarial training and beyond. In *International Conference on Machine Learning*, pp. 25595–25610. PMLR, 2022b.

- Sergey Zagoruyko and Nikos Komodakis. Wide residual networks. In *British Machine Vision Conference 2016*. British Machine Vision Association, 2016.
- Runtian Zhai, Tianle Cai, Di He, Chen Dan, Kun He, John Hopcroft, and Liwei Wang. Adversarially robust generalization just requires more unlabeled data. *arXiv preprint arXiv:1906.00555*, 2019.
- Hongyang Zhang, Yaodong Yu, Jiantao Jiao, Eric Xing, Laurent El Ghaoui, and Michael Jordan. Theoretically principled trade-off between robustness and accuracy. In *International Conference on Machine Learning*, pp. 7472–7482. PMLR, 2019.
- Jingfeng Zhang, Jianing Zhu, Gang Niu, Bo Han, Masashi Sugiyama, and Mohan Kankanhalli. Geometry-aware instance-reweighted adversarial training. In *International Conference on Learning Representations*, 2020.

A ADDITIONAL EVIDENCE FOR FACTOR ABLATION ADVERSARIAL TRAINING

In this section, we present additional empirical evidence regarding factor ablation adversarial training across different datasets, network architectures, and adversarial training variants. We use the same experimental setup as described in Section 3.1, where we selectively remove specific ablation factors during training. Specifically, in the **data & perturbation** group, we remove both the normal data and the adversarial perturbations from the small-loss adversarial data. In the **perturbation** group, we solely remove the adversarial perturbations from the small-loss adversarial data. As shown in Figure 2, the **data & perturbation** group consistently exhibits a significant relief in robust overfitting, while the **perturbation** group demonstrates severe robust overfitting. These results strongly suggest that the contributing factors to robust overfitting originating from the normal data are generalizable across different settings in adversarial training.

B ADDITIONAL EVIDENCE FOR OROAT_{AS}

In this section, we present additional results for OROAT_{AS}. We conduct OROAT_{AS} experiments across different datasets, network architectures, and adversarial training variants. The results are summarized in Figure 3. Consistently, we observe a clear correlation between the applied attack strength and the extent of robust overfitting. The more non-effective features are eliminated, the milder the degree of robust overfitting. Furthermore, when the attack strength exceeds a certain threshold, the model exhibits almost no robust overfitting. These experimental results provide compelling evidence that it is these non-effective features that lead to robust overfitting.

C ADDITIONAL EVIDENCE FOR OROAT_{DA}

In this section, we present additional evidence supporting the effectiveness of OROAT_{DA}. We conducted OROAT_{DA} experiments using different datasets, network architectures, and adversarial training variants. The summarized results are shown in Figure 4. Consistently, we observe a clear correlation between the proportion of small-loss data and the extent of robust overfitting. As the model’s learning state weakens on the training dataset, the degree of robust overfitting becomes increasingly mild. These results fully validate our analysis of OROAT, demonstrating that the gap in the model’s learning state promotes the generation of non-effective features.

D EXPERIMENTAL SETUP

Our project is implemented in the PyTorch framework on a server equipped with four GeForce GTX 3090 GPUs. The code and related models will be publicly released for verification and use. Our experiments employ the infinity norm as the adversarial perturbation constraint, and cover different benchmark datasets (CIFAR10 and CIFAR100 (Krizhevsky et al., 2009)), network architectures (PreAct ResNet-18 (He et al., 2016) and Wide ResNet-34-10 (Zagoruyko & Komodakis, 2016)), and adversarial training approaches (AT (Madry et al., 2018), TRADES (Zhang et al., 2019), AWP (Wu et al., 2020) and MLCAT (Yu et al., 2022b)).

We follow the training settings outlined in Rice et al. (2020), where the network is trained for 200 epochs using stochastic gradient descent (SGD) with momentum 0.9, weight decay of 5×10^{-4} , and an initial learning rate of 0.1. The learning rate is divided by 10 at the 100th and 150th epoch, respectively. Standard data augmentation techniques, including random cropping with 4 pixels of padding and random horizontal flips, are applied. For adversarial training, we use a 10-step PGD attack with a perturbation budget of $\epsilon = 8/255$ and step size of $\alpha = 2/255$, which is a standard setting in PGD-based adversarial training (Madry et al., 2018).

We evaluate model robustness under various criteria, including natural accuracy, 20-step PGD (PGD-20) (Madry et al., 2018), and AutoAttack (AA) (Croce & Hein, 2020). In OROAT_{AS} and OROAT_{DA}, we adopt the same discriminant loss values for small-loss data as in Yu et al. (2022b): for standard AT, 1.5 for CIFAR10 and 4.0 for CIFAR100; for TRADES, 2.0 for CIFAR10. The attack step of the adversary in OROAT_{AS} linearly increases with the perturbation budget, i.e., a 10-

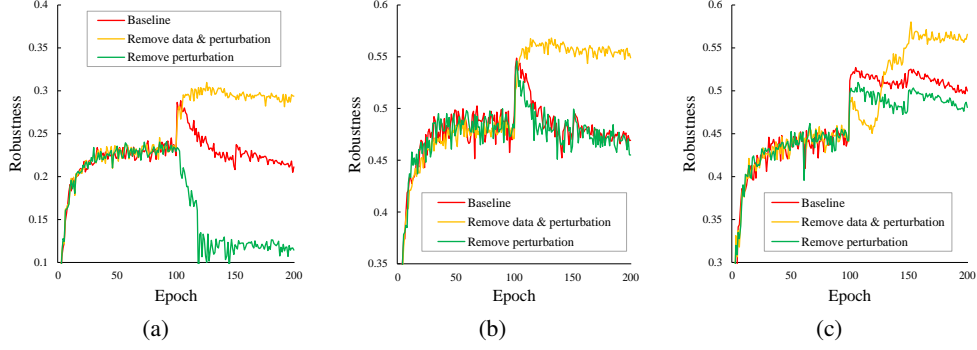


Figure 2: Experimental results for factor ablation adversarial training (a) on the CIFAR100 dataset using PreAct ResNet-18 with AT, (b) on the CIFAR10 dataset using Wide ResNet-34-10 with AT, and (c) on the CIFAR10 dataset using PreAct ResNet-18 with TRADES.

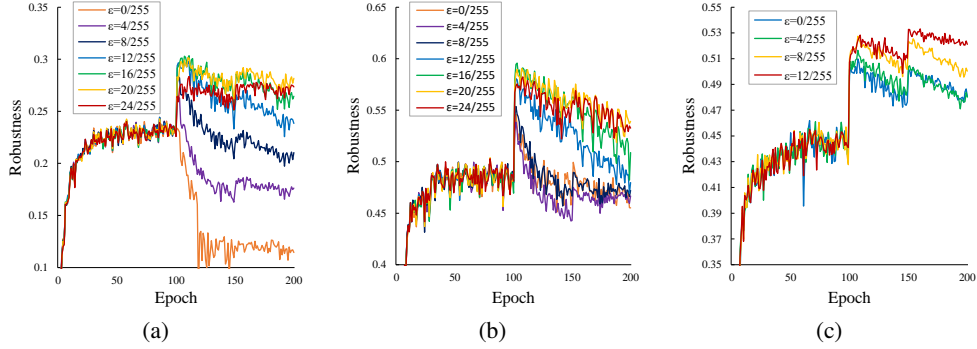


Figure 3: The test robustness of OROAT_{AS} (a) on the CIFAR100 dataset using PreAct ResNet-18 with AT, (b) on the CIFAR10 dataset using Wide ResNet-34-10 with AT, and (c) on the CIFAR10 dataset using PreAct ResNet-18 with TRADES.

step PGD for $\epsilon = 8/255$ and a 20-step PGD for $\epsilon = 16/255$. Other hyperparameters of the baselines are set as per their original papers.

E THE IMPACT OF DATA AUGMENTATION

The role of the data augmentation component in the OROAT_{DA} method is to align the model’s learning states between the training and test sets. In this section, we investigate the impact of the adopted data augmentation methods on the experimental results. Specifically, we assessed three popular data augmentation methods - AutoAugment, RandAugment, and TrivialAugment - for the OROAT_{DA} algorithm. For more detailed information on these data augmentation methods, please refer to Cubuk et al. (2019; 2020); Müller & Hutter (2021). The experimental results are summarized in Figure 5. We can observe that the stability of these data augmentation methods is comparatively lower than that of the AugMix method (Hendrycks et al., 2020). This is attributed to the fact that these transformations introduce more substantial alterations to the semantic content of the original image. Nonetheless, we observe that all data augmentation methods are capable of effectively mitigating robust overfitting by decreasing the proportion of small-loss adversarial data to a certain extent. This indicates that the proposed OROAT_{DA} is generally effective regardless of the choice of data augmentation methods.

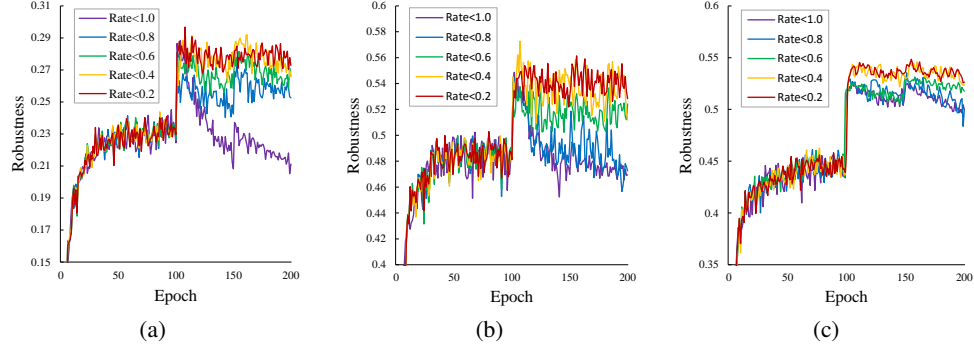


Figure 4: The test robustness of OROAT_{DA} (a) on the CIFAR100 dataset using PreAct ResNet-18 with AT, (b) on the CIFAR10 dataset using Wide ResNet-34-10 with AT, and (c) on the CIFAR10 dataset using PreAct ResNet-18 with TRADES.

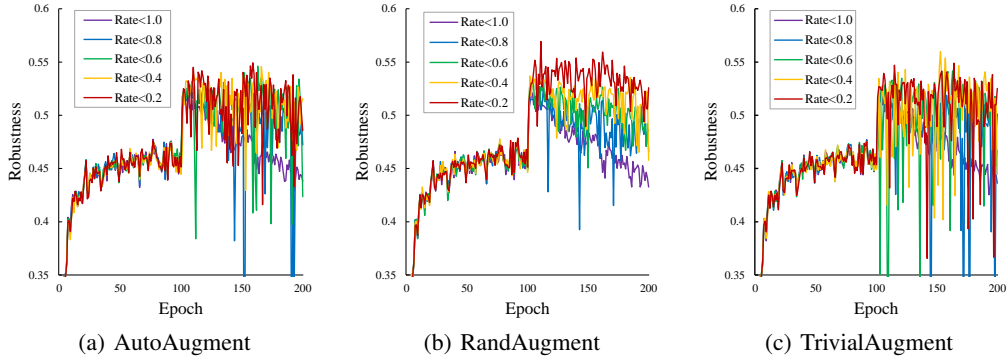


Figure 5: The test robustness of the OROAT_{DA} method with three different data augmentation techniques: (a) AutoAugment; (b) RandAugment, and (c) TrivialAugment.