

Pink: Unveiling the Power of Referential Comprehension for Multi-modal LLMs

Shiyu Xuan^{1*}, Qingpei Guo², Ming Yang², Shiliang Zhang^{1†}

¹National Key Laboratory for Multimedia Information Processing,
School of Computer Science, Peking University, Beijing, China.

²Ant Group

Abstract

Multi-modal Large Language Models (MLLMs) have shown remarkable capabilities in various multi-modal tasks. Nevertheless, their performance in fine-grained image understanding tasks is still limited. To address this issue, this paper proposes a new framework to enhance the fine-grained image understanding abilities of MLLMs. Specifically, we present a new method for constructing the instruction tuning dataset at a low cost by leveraging annotations in existing datasets. A self-consistent bootstrapping method is also introduced to extend existing dense object annotations into high-quality referring-expression-bounding-box pairs. These methods enable the generation of high-quality instruction data which includes a wide range of fundamental abilities essential for fine-grained image perception. Moreover, we argue that the visual encoder should be tuned during instruction tuning to mitigate the gap between full image perception and fine-grained image perception. Experimental results demonstrate the superior performance of our method. For instance, our model exhibits a 5.2% accuracy improvement over Qwen-VL on GQA and surpasses the accuracy of Kosmos-2 by 24.7% on RefCOCO_val. We also attain the top rank on the leaderboard of MMBench. This promising performance is achieved by training on only publicly available data, making it easily reproducible. The models, datasets, and codes are publicly available at <https://github.com/SY-Xuan/Pink>.

1. Introduction

Large Language Models (LLMs) [2, 32, 33, 37] show impressive capabilities across a wide range of natural language tasks. These inspiring results have motivated researchers to extend LLMs to Multi-modal Large Language Models (MLLMs) by integrating additional modalities, *e.g.*, image, audio, or point cloud. Visual instruction tuning [6, 22, 45],

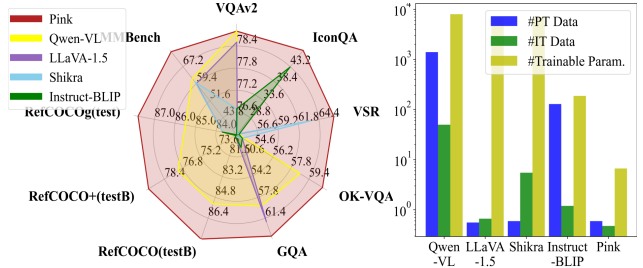


Figure 1. With fewer trainable parameters and less training data, Pink achieves the best performance on both conventional multi-modal tasks and RC tasks. “#Trainable Param.”, “#PT Data”, and “#IT Data” indicate the number of trainable parameters, the number of samples in pre-training and instruction tuning stage, respectively.

using high-quality image-text instruction tuning data, allows the incorporation of visual comprehension ability into LLMs by projecting visual features into the natural language space of the LLMs [46]. Powered by those methods, existing MLLMs are capable of basic image-level comprehension. However, they are still confronted by fine-grained image understanding. Limited fine-grained image understanding ability hinders the performance of MLLMs in multi-modal tasks and restricts their potential applications as reported in the GPT-4V(ision) test report [44].

To address this issue, some methods [4, 29] incorporate some datasets related to Referential Comprehension (RC) such as RefCOCO [14], and PointQA [26] to enhance the fine-grained image perception ability of MLLMs. However, these datasets are insufficient to cover a wide range of abilities that MLLMs desire to have for fine-grained image perception. Limited RC tasks also make it hard for the model to generalize across various RC tasks through instruction tuning. For instance, as shown in Fig. 4, Shikra [4] and Qwen-VL [1] show limited instruction-following ability on RC tasks beyond its instruction tuning, failing to provide relevant responses to questions.

In addition to instruction tuning, the capability of the

*This work is done during internship at Ant Group.

†Corresponding Author

visual encoder is also important to the performance of MLLMs. MLLMs typically employ a visual encoder trained through contrastive language-image pre-training like the one in CLIP [31]. Simply performing global alignment is ineffective in exploring fine-grained relationships between image regions and text words [42, 49]. The visual encoder stands as a bottleneck for achieving fine-grained image perception in MLLMs.

This paper proposes a new framework to enhance the fine-grained image perception ability of MLLMs through RC tasks. We refer to the trained model as **Pink** 🐷¹. Fine-grained image understanding is closely tied to some fundamental abilities such as instance identification and recognition of relative positions between different instances. Integrating tasks that demand these fundamental abilities during instruction tuning is crucial for enhancing the model’s fine-grained image perception ability. To this end, we propose a new dataset construction pipeline that extends the annotations of existing datasets to various RC tasks about these fundamental abilities. Specifically, we design several RC tasks, such as visual relation reasoning and visual spatial reasoning, based on the annotations from Visual Genome [15]. To further incorporate more training data for these RC tasks, we introduce a novel self-consistent bootstrapping method to extend dense object annotations to referring-expression-bounding-box pairs. Compared to the expensive, and uncontrollable process of generating data using the GPT4 API [4, 48], our method leverages the existing annotations from datasets. This approach results in high-quality data and precise enhancement of the necessary capabilities required by the model. As shown in Fig. 1, the high-quality instruction tuning data generated by our method enables the model to achieve promising performance with a reduced number of training samples.

Improving the fine-grained image understanding ability of the visual encoder is not a trivial task. Most existing MLLMs [4, 6, 22, 45, 50] freeze the visual encoder during instruction tuning. Because directly tuning the visual encoder can result in a semantic loss due to the limited scale of the visual instruction dataset [40]. To address this issue, we tune the visual encoder by introducing several tunable components like Adapters [10] and LoRA [11]. Freezing the main parameters of the model avoids forgetting the learned knowledge. The introduced tunable components are trained to adapt the visual encoder.

We have conducted extensive experiments to test the performance of the model. Benefited by the designed tasks in the instruction tuning, our framework enhances MLLMs’ performance in both conventional vision-language tasks and RC tasks. For instance, with only 6.7M tunable parameters, we achieve up to a 6.0% accuracy improvement on

OK-VQA [28] compared to Shikra [4]. We also attain the top rank on the leaderboard of MMBench [23]. It should be noted that, our method also surpasses methods that rely on more training data, *e.g.*, Qwen-VL [1].

This work is an original effort to enhance MLLMs’ fine-grained image perception ability by addressing two main bottlenecks: limited instruction tuning tasks and the lack of ability of the visual encoder. By designing tasks related to fundamental abilities, every dataset with corresponding annotations can be converted into the instruction tuning dataset. The self-consistent bootstrapping further increases the number of training data. This dataset construction pipeline significantly reduces the cost of obtaining high-quality data with diversified tasks and eliminates the dependency on GPT4 APIs. The whole training pipeline is reproducible in academia as it only relies on publicly available data and can be trained on consumer GPUs with 24GB memory. We will release the codes and datasets to facilitate further research and evaluation.

2. Related Works

Multi-modal large language model. Several approaches have been proposed to condition LLMs with additional modalities. Typically, these methods utilize two-stage training. The pre-training stage is performed to align two modalities with image-text pairs. The subsequent stage is adopted to improve the ability of MLLMs to follow instructions with high-quality instruction tuning dataset [20, 22, 43, 50]. Many methods freeze the visual encoder during the pre-training stage to reduce requirement of large-scale image-text pairs. For example, Mini-GPT4 [50] and LLaVA [22] only fine-tune a single fully connected layer to align the vision and language modalities. Other methods leverage millions of image-text pairs to achieve better alignment between two modalities. Instruct-BLIP [6] introduces an instruction-aware visual feature extraction method and fine-tunes the entire Q-Former, showing promising zero-shot generalization ability on various multi-modal tasks. mPlug-Owl [45] incorporates a visual abstractor module to align the two-modalities. Both the visual encoder and the visual abstractor are updated during the pre-training stage. All of above methods freeze the visual encoder during the multi-modal instruction tuning stage to prevent the potential semantic loss caused by the small-scale instruction tuning dataset. However, this strategy makes the visual encoder cannot benefit from the multi-modal instruction tuning.

Referential Comprehension of MLLMs. Referential comprehension is important to the fine-grained image perception of MLLMs. Therefore, enhancing MLLMs with the RC ability is highly valuable. Inspired by Pix2Seq [5], many works use discrete coordinate tokens to encode spatial information and unify RC tasks as sequence generation tasks, *e.g.*, OFA [41], Unified-io [24], and Kosmos-2 [29]. An-

¹This name is from the main character of the album *The Wall* by the great rock band *Pink Floyd*.

other line of works, as seen in PVIT [3] and GPT4RoI [47], leverage the ROI operation [9] to extract features of referring objects. These works require extra modules and may lose context information because of the ROI operation. Another limitation of these works is that they cannot refer objects in their responses, limiting their applications, *e.g.*, in visual grounding.

In addition to the model design, the construction of RC instruction tuning data also plays a crucial role. Shikra [4] converts existing datasets of RC tasks including RefCOCO [14] and PointQA [26] into the instruction following format. Kosmos-2 uses the grounding model GLIP [18] to extract coordinates of noun chunks in image captions and constructs a large-scale dataset. Datasets constructed by the above methods only includes RC tasks, such as visual grounding, grounding caption and pointQA, which are still not diversify enough to cover various RC tasks. The trained models thus show a poor ability to generalize to new RC tasks beyond the instruction tuning. Similar to LLaVA, ChatSpot [48], PVIT [3], and Shikra [4] all prompt GPT4 to generate instruction tuning data for RC, which is expensive and uncontrollable.

Differences with previous works. Existing methods for enhancing MLLMs through RC tasks construct the instruction tuning dataset by either integrating existing RC datasets or relying on GPT4 APIs. However, these methods exhibit some major drawbacks: 1) the diversity of RC tasks cannot cover a wide range of fundamental abilities, and 2) data generation through GPT4 APIs is expensive, uncontrollable, and prone to noise. In contrast, our work effectively leverages existing datasets to cover a wide variety of RC tasks. The proposed self-consistent bootstrapping method extends dense object annotations to referring-expression-bounding-box pairs. This pipeline significantly reduces the cost of generating high-quality datasets. The high quality of the data allows our model to be trained with fewer parameters on less training data, which is friendly to reproduce in academia, than large commercial MLLMs.

3. Methodology

3.1. Model Architecture and Training Pipeline

Model architecture. As shown in Fig. 2, Pink follows a similar architecture of LLaVA [22], which consists of a visual encoder Φ_V , a projection layer Φ_P , and a decoder-only LLM Φ_L . Given an image I and a sequence of word embeddings Q_T representing an instruction sentence, the visual encoder is employed to embed the image as a sequence of visual tokens $Z_V = \Phi_V(I)$. A linear layer is used as Φ_P to convert Z_V into the input space of the LLM $Z_T = \Phi_P(Z_V)$. Z_T and Q_T are concatenated and fed into Φ_L to generate the next word.

To enable the LLMs to take coordinates as input and

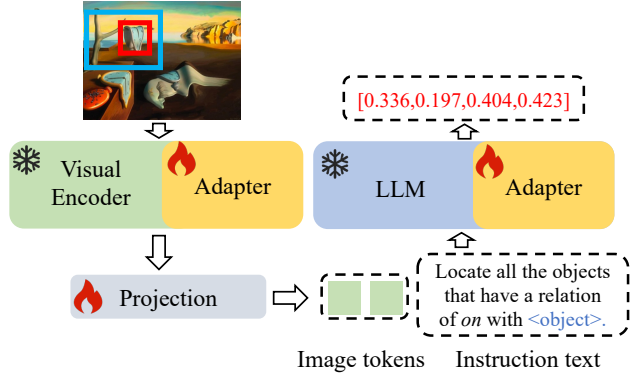


Figure 2. The illustration of our Pink model. Pink follows the architecture of LLaVA [22], which consists of three main components: a visual encoder, a projection layer, and a decoder-only LLM. The coordinates of a bounding box are converted into texts in a specific format. During instruction tuning, we freeze the visual encoder and LLM and only update the Adapters and the projection layer, making both the visual and language modalities benefit from the multi-modal instruction tuning.

output, similar to Shikra [4], the coordinates are converted into texts in a specific format. Specifically, for a bounding box represented by its coordinates of the top-left and bottom-right corners $[x_{min}, y_{min}, x_{max}, y_{max}]$, the coordinates are normalized to the range $[0, 1]$ with respect to the image size and retain 3 decimal places for each number, *e.g.*, **[0.222,0.333,0.444,0.555]**. This design allows the coordinates to be processed as regular text and can appear in both the input and output of the model.

The visual encoder pre-trained by the contrastive loss [31] lacks region-level image comprehension. Directly fine-tuning the entire visual encoder during instruction tuning could lead a semantic loss due to the limited instruction tuning data [40]. To incorporate the fine-grained image perception ability of the visual encoder through the multi-modal instruction tuning with RC tasks, we freeze the visual encoder, meanwhile introducing tunable modules into it. This approach prevents the visual encoder from suffering semantic loss and provides an efficient way to adapt the model. In particular, we employ the Adapter [10] at both the visual encoder and LLM. Given an input token feature $Z \in \mathbb{R}^d$, the architecture of an Adapter is defined as follows,

$$\hat{Z} = \sigma(ZW_d)W_u + Z, \quad (1)$$

where $W_d \in \mathbb{R}^{d \times d_s}$ and $W_u \in \mathbb{R}^{d_s \times d}$ denote the weight matrices, d_s is the hidden dimension which is much smaller than d , and σ denotes the non-linear activation function. W_u is initialized to zero to ensure that at the beginning of the training, the Adapter does not change the original output.

Training pipeline. Both the image and coordinates are mapped into the input space of the LLM. Consequently, the

model can be trained end-to-end using a language modeling task, which predicts the next word token based on the preceding context.

The model is trained in two stages. In the first stage, we exclusively fine-tune the projection layer with a small set of image-text pairs. In the second stage, we freeze both the visual encoder and LLM and fine-tune the newly added Adapters and the projection layer with the instruction tuning dataset. Therefore, both the visual and language modalities can benefit from the multi-modal instruction tuning.

3.2. Instruction tuning Dataset Construction

To create the instruction tuning dataset, we unify all the multi-modal tasks into a vision-language dialogue format:

Image: {Image tokens}
User: {Instruction template}
Assistant: {Response}

where the placeholders {Image tokens}, {Instruction template}, and {Response} will be replaced with the image tokens extracted by Φ_V , task instruction template, and the response, respectively.

It is important to introduce diverse RC tasks for the instruction tuning to cover a wide range of fundamental abilities for the fine-grained image perception of MLLMs. Existing datasets only offer limited RC tasks, *e.g.*, visual grounding, grounding caption [14], and pointQA [26]. Besides the RC tasks mentioned above, we design more diversified RC tasks by incorporating annotations from Visual Genome [15], which contain information about region descriptions, objects, and relations between different objects. Following parts proceed to introduce those tasks.

Visual relation reasoning. Visual Genome has annotated millions of relationship triplets (*subject-predicate-object*), *e.g.*, man-wearing-hat. We design two types of visual relation reasoning tasks by leveraging these annotations to help the model understand visual relationships between different objects: (1) We randomly select a relationship triplet. Given the coordinates of *subject* and *object*, the model is required to predict their relation. (2) We randomly select one *subject* and a relation from the annotations. The model is required to detect all objects that have selected relation with *subject* and output their coordinates and class names.

Coarse visual spatial reasoning. We introduce a coarse visual spatial reasoning task by utilizing the object annotations from Visual Genome. This task enhances MLLMs to identify relative spatial relation between different instances. We define four coarse spatial positions as *top-left*, *top-right*, *bottom-left*, and *bottom-right*. Given a randomly selected object and a coarse spatial position, the model is required to identify all objects located at this position relative to the selected object and predict their coordinates and class names.

Object counting. To endow the model with the concept of different instances and the capability of fine-grained object recognition, we design an object counting task. This task requires the model to count objects in the image that belong to the same category as the given object or class name.

Object detection. Object detection can empower the model to locate the position and boundaries of objects. This task is also important for the model to identify the existence or category of a certain object. Given a class name or a selected object, the model is asked to identify all objects that belong to the same category of the given object or class name, and provide their coordinates.

By incorporating these RC tasks into the instruction tuning, the model can learn a variety of RC abilities. To clarify the designed tasks, we list some instruction templates as follows,

Visual Relation Reasoning:

User: Assist me in finding the relation between <subject> and <object> in the photo.

Assistant: <relation>.

User: Please locate and categorize all the objects that have a relation of <relation> with <subject>.

Assistant: <object> <category> <object> <category>.

Coarse Visual Spatial Reasoning:

User: Identify the objects located at <loc> of <object>.

Assistant: <object> <category> <object> <category>.

Object Counting:

User: How many objects in the image are of the same category as <object>.

Assistant: <number>.

Object Detection:

User: Identify all the objects that fit the same category as <object> and display their coordinates.

Assistant: <object> <object>.

where the placeholders <object> and <category> will be replaced with the bounding box coordinates and the class name of a referring object, respectively. <subject> will be replaced with the bounding box coordinates of the selected subject. <relation>, <loc>, and <number> will be replaced with the relation between different objects, the selected relative spatial position, and the number of the objects, respectively. All instruction templates can be found in Supplementary Material.

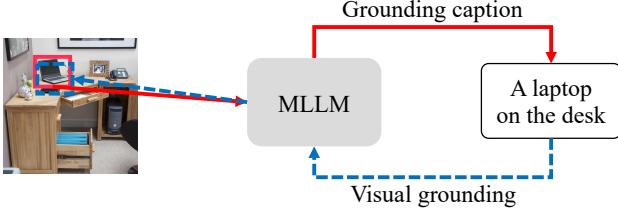


Figure 3. The illustration of self-consistent bootstrapping method. Given a bounding box, our method first generates its description by asking MLLM to perform grounding caption, then leverages the visual grounding to locate the generated description. The low-quality description will be filtered if the IOU between the predicted and ground-truth bounding box is below a threshold.

3.3. Self-consistent Bootstrapping Method

The constructed instruction-following datasets are adopted to reinforce the fine-grained image perception ability of MLLMs. We further acquire more high quality data. Existing datasets for object detection provide valuable bounding box annotations for objects appearing in the image, making them promising resources for instruction tuning. We propose a self-consistent bootstrapping method by leveraging those datasets. This method extends bounding box annotations to the referring-expression-bounding-box pairs. It comprises two key stages: bounding box description bootstrapping and self-consistent filtering as shown in Fig. 3.

At the bounding box description bootstrapping stage, given a bounding box B of an object, we prompt the model to generate a description D_B for that object by leveraging its ability of grounding caption. Due to the complexity of scenes or the presence of duplicate objects, the generated description may be noisy or fails to uniquely describe the corresponding object. Then, the self-consistent filtering stage is adopted to filter those low-quality descriptions. Specifically, with the generated description D_B , we locate this description in the image and predict the bounding box \hat{B} by leveraging the visual grounding ability of our model. The generated description will be removed if the Intersection Over Union (IOU) between B and \hat{B} is below a pre-defined threshold λ . This stage ensures that only high-quality descriptions are retained.

These two stages are performed to extend every annotated object in the dataset with textual description. This extended dataset is then well-suited for a wide range of RC tasks, *e.g.*, coarse visual spatial reasoning, object detection, object counting, visual grounding and grounding caption. Illustrations of generated data are in Supplementary Material. This self-consistent bootstrapping method serves as a powerful tool to harness the potential of object detection datasets for enhancing the RC ability.

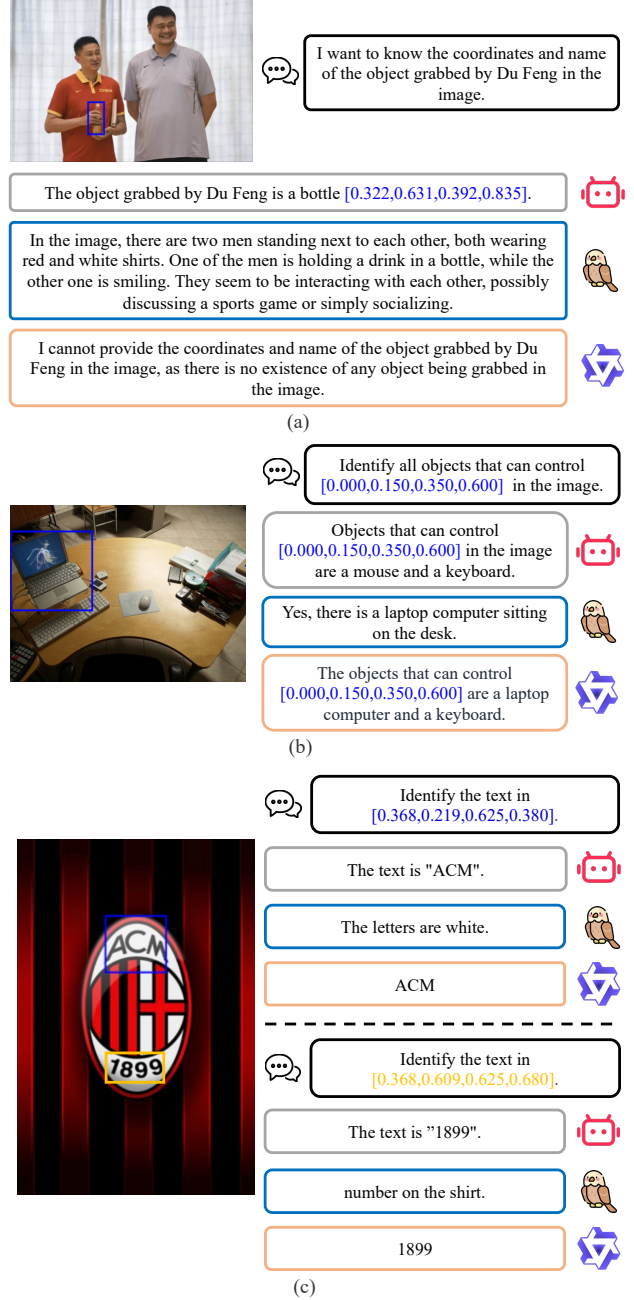


Figure 4. A comparison of Pink against the recent MLLMs Shikra and Qwen-VL on RC reasoning.

3.4. Qualitative Results on RC Reasoning

In Fig. 4, we compare some qualitative results on RC reasoning with Shikra [4] and Qwen-VL [1]. Pink exhibits substantially better capability on these RC tasks.

To answer the question as shown in Fig. 4 (a), the model needs to first identify Du Feng, a famous Chinese basket-

ball player, then understand the action of grabbing. Pink successfully provides the correct answer. Pink also exhibit better reasoning capability as shown in Fig. 4 (b). It successfully identifies the referred region as laptop, and inferred that, the mouse and keyboard in the image could control the laptop. Shikra fails to follow the instruction and provides an un-related answer. Similarly, Qwen-VL only outputs the category of the referred object.

As shown in Fig. 4 (c), trained with millions of OCR-based data in the instruction tuning, Qwen-VL can give correct responses to OCR instruction. It is interesting to observe that, without any OCR-based data, our model also accurately recognizes characters located at referred region. It indicates that, Pink exhibits promising generalization capability to different RC tasks. More qualitative results can be found in Supplementary Material. Extensive experiments are conducted in following section.

4. Experiments

4.1. Experimental Setting

Model architecture. We employ the ViT-L/14 [7] as the visual encoder, which is pre-trained with CLIP [31]. We choose an instruction-tuned model Vicuna-7B [39] based on LLaMA-1 [37] as the LLM. The projection layer is a single fully connected layer. The Adapters are inserted before each self-attention layer of both the visual encoder and the LLM, with a hidden dimension $d_s = 8$. The tunable parameter numbers of Adapter in the visual encoder and LLM are 393,216 and 2,097,152, respectively. The number of parameters in the projection layer is 4,194,304. Therefore, the total number of tunable parameters is about 6.7M.

Training data. The first stage utilizes 595K image-text pairs from CC3M [36], the same as LLaVA [22]. The second stage adopts VQAv2 [8], LLaVA-150K [22], A-OKVQA [34], Flickr30K [30], Visual Genome [15] and Object365 [35] with referring-expression-bounding-box pairs generated by our self-consistent bootstrapping method. At each training iteration, when using an image in Visual Genome or Object365, one designed RC task will be selected randomly and converts to the instruction-following format. The model used to generate referring-expression-bounding-box pairs in Object365 is trained with the aforementioned datasets, excluding Object365 itself. Note that we reduce the probability of sampling Object365 in batch construction to avoid a large number of training samples in Object365 dominating the training. The summary of the datasets can be found in Supplementary Material.

Training details. AdamW is adopted as the optimizer. In the first stage, the model is trained for 1 epoch with a batch size of 128 and weight decay of 0.0. After a warm-up period of 200 steps, the learning rate starts at 0.03 and decays to 0 with the cosine schedule. In the second stage, the model

is trained for 6 epochs with a batch size of 32 and weight decay of 0.05. The warm-up phase consists of 10k steps and the learning rate starts at $5e-4$. The input image is resized to 224×224 without any additional data-augmentation. We set λ as 0.5 to filter out low-quality descriptions. The model is trained using 8 NVIDIA A100 GPUs.

Evaluation settings. We evaluate our model on various datasets under the zero-shot and fine-tuning settings to validate the instruction-following ability of the trained model. These datasets encompass conventional multi-modal reasoning tasks, including conventional VQA (VQAv2 [8], MM-Bench [23]), abstract diagram understanding (IconQA [25]), visual spatial reasoning (VSR [19]), knowledge-intensive VQA (OK-VQA [28]), scene understanding (GQA [12]), and RC tasks such as RefCOCO/+ [14], RefCOCOg [27], Visual-7W [51], PointQA-Local/LookTwice [26].

4.2. Ablation Study

Instruction tuning dataset construction. To investigate the impact of instruction tuning dataset construction, we conduct ablation studies by excluding Visual Genome, designed RC tasks, and Object365 with referring-expression-bounding-box pairs. Results are summarized in Table 1.

As shown in Table 1, enhancing the MLLM with RC task can benefit the conventional multi-modal reasoning tasks, *e.g.*, removing visual grounding and grounding caption tasks leads to a performance degradation of 2.8% on VSR. When the model is trained solely with visual grounding and grounding caption, it fails to provide correct responses to the questions in PointQA-Local/LookTwice, indicating limited instruction-following ability for RC tasks. As more RC tasks are included, the model begins to exhibit better instruction-following ability for these tasks. The performance on PointQA-Local/LookTwice increases from 0.0%/0.2% to 54.6%/63.1%. The combination of all designed RC tasks yields the best performance on both conventional multi-modal reasoning tasks and RC tasks, thus validating the effectiveness of our instruction tuning dataset construction method. We also observe that, incorporating Object365 further enhances the performance of our method on RC tasks. For example, on RefCOCO_val, the zero-shot accuracy increases from 54.1% to 77.0%. Notably, the exclusion of the self-consistent method results in the degradation of performance from 77.0% to 73.8% on RefCOCO_val due to low-quality referring-expression-bounding-box pairs generated by the model. These results demonstrate the importance of the generated data and underscore the importance of the proposed self-consistent method.

Training settings of visual encoder. We further assess the effectiveness of different settings for training the visual encoder, and summarize results in Table 1.

Full-tuning the visual encoder results in a significant performance degradation. The performance on RefCOCO_val

Settings	IconQA	VSR	OK-VQA	RefCOCO_val	Local	LookTwice
Baseline	44.6	65.6	58.5	55.0	0.0	0.2
w/o VG	43.1	62.8	58.3	-	-	-
+ R	44.4	65.7	58.5	52.1	17.1	12.8
+ R,S	46.2	65.8	58.5	52.7	50.9	60.0
+ R,S,C	47.4	65.7	58.9	53.1	53.4	60.7
+ R,S,C,D	47.8	66.3	59.5	54.1	54.6	63.1
+ R,S,C,D + Object365†	44.6	65.9	58.7	73.8	52.1	69.2
+ R,S,C,D + Object365	47.7	67.1	59.5	77.0	57.2	70.3
Freezing	42.9	61.5	58.3	37.2	44.9	57.5
Full-tuning	36.9	48.6	33.1	0.05	26.1	54.1
LoRA	44.3	65.4	58.9	54.7	56.7	62.2
Our	47.8	66.3	59.5	54.1	54.6	63.1

Table 1. Ablation study on instruction tuning dataset construction and training settings of visual encoder under a zero-shot setting. “Baseline” denotes leveraging Visual Genome by only performing visual grounding and grounding caption tasks. “VG” denotes Visual Genome. “R”, “S”, “C”, and “D” denote the visual relation reasoning, coarse visual spatial reasoning, object counting and object detection tasks, respectively. † denotes generated referring-expression-bounding-box pairs in Object365 are not filtered with the self-consistent method. “Freezing” and “Full-tuning” denotes freezing the visual encoder and training the entire visual encoder, respectively. “LoRA” denotes using LoRA instead of the Adapter to perform parameter-efficient tuning.

drops from 54.1% to 0.05%. This result aligns with the conclusion in [40] that fine-tuning the visual encoder using a small-scale instruction tuning dataset can lead to a subsequent drop in performance. Freezing the visual encoder also leads to performance degradation on various datasets. It can be attributed to the limited ability of the visual encoder to fine-grained image understanding. Our design allows for the optimization of both modalities and leverages the benefits of multi-modal instruction tuning, resulting in improved performance. Moreover, using LoRA [11] instead of the Adapter to perform parameter-efficient tuning can also achieve improved performance compared with Full-tuning or Freezing, demonstrating the effectiveness of adapting the visual encoder during multi-modal instruction tuning.

4.3. Comparison with Recent Works

This section proceeds to validate the effectiveness of our method through comparison with other recent works in different tasks.

Evaluation on the conventional multi-modal reasoning tasks. To evaluate the instruction-following ability of our method, we conduct experiments of five multi-modal reasoning tasks on public benchmarks. These benchmarks and tasks assess various aspects of multi-modal comprehension ability of the model. As shown in Table 2a, our model consistently achieves the best performance using fewer trainable parameters, smaller training set, and lower input image resolution. This demonstrates that the constructed instruction tuning dataset can effectively enhance the fine-grained perception capability, leading to better performance in different multi-modal reasoning tasks.

Zero-shot evaluation on the visual grounding task. Visual

grounding is a fundamental RC task that requires the model to predict the coordinates of a bounding box based on a given textual description. We evaluate our model on three well-established datasets under the zero-shot setting in Table 2b. Our model significantly outperforms Kosmos-2 [29], which is trained with a generated dataset GRIT containing 91M images and 115M referring expressions. This result validates that the referring-expression-bounding-box pairs generated by our method can effectively enhance the performance of the visual grounding.

Comparison with other models under fine-tuning setting on RC tasks. To further validate the RC ability of our method, we compare it with other models [1, 4, 41] that can perform RC tasks. The comparison incorporates models that have the capability to handle various vision-language tasks. Models specifically designed for the visual grounding task are not included. The instruction tuning dataset of compared models includes the training sets of datasets listed in Table 2c. For a fair comparison, we also leverage those training sets in the instruction tuning of Pink. Note that, the training set size of Pink is still substantially smaller than those in compared methods, *e.g.*, 50M of Qwen-VL [1] vs. 519K of Pink.

The results in Table 2c show that our model obtains promising performance under the fine-tuning setting. This can be attributed to the diversity of RC tasks in the instruction tuning. Object365 further improves the performance, even training sets of these datasets are already included. This demonstrates the effectiveness of self-consistent bootstrapping method in converting existing dataset into more valuable RC training set. Qwen-VL utilizes a stronger visual encoder ViT-G trained by CLIP. To make a fair comparison, we change the visual encoder of Pink to ViT-G. Pink-G

Models	Res.	#PT Data	#IT Data	#Trainable Param.	VQAv2	IconQA	VSR	OK-VQA	GQA
BLIP-2 [17]	224	129M	-	188M	41.0	39.7	50.0	-	41.3
Instruct-BLIP [6]	224	129M	1.2M	188M	-	43.1	54.3	-	49.2
Shikra-7B [4]	224	595K	5.5M	7B	76.7†	24.3	63.3	53.5	47.4
Pink	224	595K	396K	6.7M	78.7†	47.8	66.3	59.5	52.6
Qwen-VL [1]	448	1.4B	50M	8B	78.8†	-	-	58.6†	59.3†
LLaVA-1.5 [21]	336	558K	665K	7B	78.5†	-	-	-	62.0†
Pink+	224	595K	477K	6.7M	78.8†	48.8	67.4	60.6†	64.5†

(a) Results on the conventional multi-modal reasoning tasks. † denotes the training set of corresponding dataset is included. + denotes adding the training set of OK-VQA and GQA during instruction tuning. “Res.”, “#Trainable Param.”, “#PT Data”, and “#IT Data” indicate input image resolution, the number of trainable parameters, the number of samples in pre-training and instruction tuning stage, respectively.

Models	RefCOCO			RefCOCO+			RefCOCog	
	val	testA	testB	val	testA	testB	val	test
Kosmos-2 [29]	52.3	57.4	47.3	45.5	50.7	42.2	60.6	61.7
GRILL [13]	-	-	-	-	-	-	-	47.5
Pink	54.1	61.2	44.2	43.9	50.7	35.0	59.1	60.1
Pink*	77.0	82.4	68.2	65.6	75.2	53.4	72.4	74.0

(b) Zero-shot results on the visual grounding task.

Models	Visual Encoder	Res.	RefCOCO			RefCOCO+			RefCOCog		Visual-7W	LookTwice
			val	testA	testB	val	testA	testB	val	test		
OFA-L [41]	ResNet152	480	80.0	83.7	76.4	68.3	76.0	61.8	67.6	67.6	-	-
Shikra-7B [4]	ViT-L	224	87.0	90.6	80.2	81.6	87.4	72.1	82.3	82.2	84.3	72.1
Pink	ViT-L	224	88.3	91.7	84.0	81.4	87.5	73.7	83.7	83.7	85.1	73.5
Pink*	ViT-L	224	88.7	92.1	84.0	81.8	88.2	73.9	83.9	84.3	85.3	73.6
Qwen-VL [1]	ViT-G	448	89.4	92.3	85.3	83.1	88.3	77.2	85.6	85.5	-	-
Pink-G	ViT-G	224	91.5	93.4	88.0	86.0	89.5	79.8	86.8	87.8	86.8	76.6

(c) Fine-tuning results on RC tasks. Pink-G indicates the ViT-G is used as the visual encoder for a fair comparison.

Models	Overall	LR	AR	RR	FP-S	FP-C	CP
Instruct-BLIP [6]	36.0	14.2	46.3	22.6	37.0	21.4	49.0
Kosmos-2 [29]	58.2	48.6	59.9	34.7	65.6	47.9	70.4
LLaVA-1.5 [21]	59.5	32.4	72.6	49.3	62.3	52.2	67.7
Shikra [4]	60.2	33.5	69.6	53.1	61.8	50.4	71.7
Qwen-VL [1]	61.8	40.5	74.3	47.9	66.3	46.2	72.8
mPlug-Owl [45]	68.5	56.8	77.9	62.0	72.0	58.4	72.6
Pink	74.1	58.5	78.2	73.2	77.3	67.2	78.7

(d) CircularEval results on MMBench test set [23].

Table 2. Comparison with other methods. * denotes Object365 with generated referring-expression-bounding-box pairs is used.

outperforms Qwen-VL by large margins, even with a lower input image resolution and less training samples. This result further validates the effectiveness of our training pipeline.

Comparison with other models on MMBench test set. MMBench [23] has been proposed as a new benchmark to evaluate various abilities of MLLMs, including logical reasoning (LR), attribute reasoning (AR), relation reasoning (RR), fine-grained perception single instance (FP-S), fine-grained perception cross instance (FP-C), and coarse perception (CP). We hence conduct experiments on MMBench to validate the capabilities of our model in all aspects.

The results summarized in Table 2d show that our method achieves the best overall performance. The main improvement comes from RR, FP-S, and FP-C. For example, compared with mPlug-Owl [45], the accuracy boosting of Pink on LR and FP-C is 1.7% and 8.8%, respectively. These results demonstrate the strong fine-grained perception ability of Pink, which can be attributed to the incorporation of various RC tasks during the multi-modal instruction tuning.

5. Conclusion

This paper presents a novel framework for enhancing fine-grained image perception ability of MLLMs with RC tasks. The framework includes a method for constructing an instruction tuning dataset by converting annotations from existing datasets into diverse RC tasks. Additionally, a self-consistent bootstrapping method is proposed to extend object annotations to referring-expression-bounding-box pairs, enabling the acquisition of more instruction tuning data at a low cost. The visual encoder is tuned in a parameter-efficient way to gain fine-grained image understanding ability. With fewer trainable parameters and less training data, our method achieves superior performance on both conventional multi-modal reasoning tasks and RC tasks compared with recently proposed models.

References

- [1] Jinze Bai, Shuai Bai, Shusheng Yang, Shijie Wang, Sinan Tan, Peng Wang, Junyang Lin, Chang Zhou, and Jingren Zhou. Qwen-vl: A frontier large vision-language model with versatile abilities. *arXiv preprint arXiv:2308.12966*, 2023. 1, 2, 5, 7, 8
- [2] Tom B. Brown, Benjamin Mann, Nick Ryder, Melanie Subbiah, Jared Kaplan, Prafulla Dhariwal, Arvind Neelakantan, Pranav Shyam, Girish Sastry, Amanda Askell, Sandhini Agarwal, Ariel Herbert-Voss, Gretchen Krueger, Tom Henighan, Rewon Child, Aditya Ramesh, Daniel M. Ziegler, Jeffrey Wu, Clemens Winter, Christopher Hesse, Mark Chen, Eric Sigler, Mateusz Litwin, Scott Gray, Benjamin Chess, Jack Clark, Christopher Berner, Sam McCandlish, Alec Radford, Ilya Sutskever, and Dario Amodei. Language models are few-shot learners. In *NeurIPS*, 2020. 1
- [3] Chi Chen, Ruoyu Qin, Fuwen Luo, Xiaoyue Mi, Peng Li, Maosong Sun, and Yang Liu. Position-enhanced visual instruction tuning for multimodal large language models, 2023. 3
- [4] Keqin Chen, Zhao Zhang, Weili Zeng, Richong Zhang, Feng Zhu, and Rui Zhao. Shikra: Unleashing multimodal llm’s referential dialogue magic. *arXiv preprint arXiv:2306.15195*, 2023. 1, 2, 3, 5, 7, 8
- [5] Ting Chen, Saurabh Saxena, Lala Li, David J Fleet, and Geoffrey Hinton. Pix2seq: A language modeling framework for object detection. *arXiv preprint arXiv:2109.10852*, 2021. 2
- [6] Wenliang Dai, Junnan Li, Dongxu Li, Anthony Meng Huat Tiong, Junqi Zhao, Weisheng Wang, Boyang Li, Pascale Fung, and Steven Hoi. Instructblip: Towards general-purpose vision-language models with instruction tuning, 2023. 1, 2, 8
- [7] Alexey Dosovitskiy, Lucas Beyer, Alexander Kolesnikov, Dirk Weissenborn, Xiaohua Zhai, Thomas Unterthiner, Mostafa Dehghani, Matthias Minderer, Georg Heigold, Sylvain Gelly, Jakob Uszkoreit, and Neil Houlsby. An image is worth 16x16 words: Transformers for image recognition at scale. In *ICLR*. OpenReview.net, 2021. 6
- [8] Yash Goyal, Tejas Khot, Douglas Summers-Stay, Dhruv Batra, and Devi Parikh. Making the v in vqa matter: Elevating the role of image understanding in visual question answering. In *Proceedings of the IEEE conference on computer vision and pattern recognition*, pages 6904–6913, 2017. 6, 1
- [9] Kaiming He, Georgia Gkioxari, Piotr Dollár, and Ross Girshick. Mask r-cnn. In *Proceedings of the IEEE international conference on computer vision*, pages 2961–2969, 2017. 3
- [10] Neil Houlsby, Andrei Giurgiu, Stanislaw Jastrzebski, Bruna Morrone, Quentin De Laroussilhe, Andrea Gesmundo, Mona Attariyan, and Sylvain Gelly. Parameter-efficient transfer learning for nlp. In *International Conference on Machine Learning*, pages 2790–2799. PMLR, 2019. 2, 3
- [11] Edward J. Hu, Yelong Shen, Phillip Wallis, Zeyuan Allen-Zhu, Yuanzhi Li, Shean Wang, Lu Wang, and Weizhu Chen. Lora: Low-rank adaptation of large language models. In *ICLR*. OpenReview.net, 2022. 2, 7
- [12] Drew A Hudson and Christopher D Manning. Gqa: A new dataset for real-world visual reasoning and compositional question answering. In *Proceedings of the IEEE/CVF conference on computer vision and pattern recognition*, pages 6700–6709, 2019. 6, 1
- [13] Woojeong Jin, Subhabrata Mukherjee, Yu Cheng, Yelong Shen, Weizhu Chen, Ahmed Hassan Awadallah, Damien Jose, and Xiang Ren. Grill: Grounded vision-language pre-training via aligning text and image regions. *arXiv preprint arXiv:2305.14676*, 2023. 8
- [14] Sahar Kazemzadeh, Vicente Ordonez, Mark Matten, and Tamara Berg. Referitgame: Referring to objects in photographs of natural scenes. In *Proceedings of the 2014 conference on empirical methods in natural language processing (EMNLP)*, pages 787–798, 2014. 1, 3, 4, 6
- [15] Ranjay Krishna, Yuke Zhu, Oliver Groth, Justin Johnson, Kenji Hata, Joshua Kravitz, Stephanie Chen, Yannis Kalantidis, Li-Jia Li, David A Shamma, et al. Visual genome: Connecting language and vision using crowdsourced dense image annotations. *International journal of computer vision*, 123:32–73, 2017. 2, 4, 6, 1
- [16] Bohao Li, Rui Wang, Guangzhi Wang, Yuying Ge, Yixiao Ge, and Ying Shan. Seed-bench: Benchmarking multimodal llms with generative comprehension. *arXiv preprint arXiv:2307.16125*, 2023. 1, 2
- [17] Junnan Li, Dongxu Li, Silvio Savarese, and Steven C. H. Hoi. BLIP-2: bootstrapping language-image pre-training with frozen image encoders and large language models. *CoRR*, abs/2301.12597, 2023. 8
- [18] Liunian Harold Li, Pengchuan Zhang, Haotian Zhang, Jianwei Yang, Chunyuan Li, Yiwu Zhong, Lijuan Wang, Lu Yuan, Lei Zhang, Jenq-Neng Hwang, et al. Grounded language-image pre-training. In *Proceedings of the IEEE/CVF Conference on Computer Vision and Pattern Recognition*, pages 10965–10975, 2022. 3
- [19] Fangyu Liu, Guy Emerson, and Nigel Collier. Visual spatial reasoning. *Transactions of the Association for Computational Linguistics*, 11:635–651, 2023. 6, 1
- [20] Fuxiao Liu, Kevin Lin, Linjie Li, Jianfeng Wang, Yaser Yacoob, and Lijuan Wang. Aligning large multi-modal model with robust instruction tuning. *arXiv preprint arXiv:2306.14565*, 2023. 2

- [21] Haotian Liu, Chunyuan Li, Yuheng Li, and Yong Jae Lee. Improved baselines with visual instruction tuning. *arXiv preprint arXiv:2310.03744*, 2023. 8
- [22] Haotian Liu, Chunyuan Li, Qingyang Wu, and Yong Jae Lee. Visual instruction tuning. *CoRR*, abs/2304.08485, 2023. 1, 2, 3, 6
- [23] Yuan Liu, Haodong Duan, Yuanhan Zhang, Bo Li, Songyang Zhang, Wangbo Zhao, Yike Yuan, Jiaqi Wang, Conghui He, Ziwei Liu, et al. Mmbench: Is your multi-modal model an all-around player? *arXiv preprint arXiv:2307.06281*, 2023. 2, 6, 8, 1
- [24] Jiasen Lu, Christopher Clark, Rowan Zellers, Roozbeh Mottaghi, and Aniruddha Kembhavi. Unified-io: A unified model for vision, language, and multi-modal tasks. *arXiv preprint arXiv:2206.08916*, 2022. 2
- [25] Pan Lu, Liang Qiu, Jiaqi Chen, Tony Xia, Yizhou Zhao, Wei Zhang, Zhou Yu, Xiaodan Liang, and Song-Chun Zhu. Iconqa: A new benchmark for abstract diagram understanding and visual language reasoning. *arXiv preprint arXiv:2110.13214*, 2021. 6, 1
- [26] Arjun Mani, Nobline Yoo, Will Hinthorn, and Olga Russakovsky. Point and ask: Incorporating pointing into visual question answering. *arXiv preprint arXiv:2011.13681*, 2020. 1, 3, 4, 6
- [27] Junhua Mao, Jonathan Huang, Alexander Toshev, Oana Camburu, Alan L Yuille, and Kevin Murphy. Generation and comprehension of unambiguous object descriptions. In *Proceedings of the IEEE conference on computer vision and pattern recognition*, pages 11–20, 2016. 6, 1
- [28] Kenneth Marino, Mohammad Rastegari, Ali Farhadi, and Roozbeh Mottaghi. Ok-vqa: A visual question answering benchmark requiring external knowledge. In *Proceedings of the IEEE/cvf conference on computer vision and pattern recognition*, pages 3195–3204, 2019. 2, 6, 1
- [29] Zhiliang Peng, Wenhui Wang, Li Dong, Yaru Hao, Shaohan Huang, Shuming Ma, and Furu Wei. Kosmos-2: Grounding multimodal large language models to the world. *arXiv preprint arXiv:2306.14824*, 2023. 1, 2, 7, 8
- [30] Bryan A Plummer, Liwei Wang, Chris M Cervantes, Juan C Caicedo, Julia Hockenmaier, and Svetlana Lazebnik. Flickr30k entities: Collecting region-to-phrase correspondences for richer image-to-sentence models. In *Proceedings of the IEEE international conference on computer vision*, pages 2641–2649, 2015. 6, 1
- [31] Alec Radford, Jong Wook Kim, Chris Hallacy, Aditya Ramesh, Gabriel Goh, Sandhini Agarwal, Girish Sastry, Amanda Askell, Pamela Mishkin, Jack Clark, et al. Learning transferable visual models from natural language supervision. In *International conference on machine learning*, pages 8748–8763. PMLR, 2021. 2, 3, 6
- [32] Colin Raffel, Noam Shazeer, Adam Roberts, Katherine Lee, Sharan Narang, Michael Matena, Yanqi Zhou, Wei Li, and Peter J. Liu. Exploring the limits of transfer learning with a unified text-to-text transformer. *J. Mach. Learn. Res.*, 21: 140:1–140:67, 2020. 1
- [33] Teven Le Scao, Angela Fan, Christopher Akiki, Ellie Pavlick, Suzana Ilic, Daniel Hesslow, Roman Castagné, Alexandra Sasha Luccioni, François Yvon, Matthias Gallé, Jonathan Tow, Alexander M. Rush, Stella Biderman, Albert Webson, Pawan Sasanka Ammanamanchi, Thomas Wang, Benoît Sagot, Niklas Muennighoff, Albert Villanova del Moral, Olatunji Ruwase, Rachel Bawden, Stas Bekman, Angelina McMillan-Major, Iz Beltagy, Huu Nguyen, Lucile Saulnier, Samson Tan, Pedro Ortiz Suarez, Victor Sanh, Hugo Laurençon, Yacine Jernite, Julien Launay, Margaret Mitchell, Colin Raffel, Aaron Gokaslan, Adi Simhi, Aitor Soroa, Alham Fikri Aji, Amit Alfassy, Anna Rogers, Ariel Kreisberg Nitzav, Canwen Xu, Chenghao Mou, Chris Emezue, Christopher Klammer, Colin Leong, Daniel van Strien, David Ifeoluwa Adelani, and et al. BLOOM: A 176b-parameter open-access multilingual language model. *CoRR*, abs/2211.05100, 2022. 1
- [34] Dustin Schwenk, Apoorv Khandelwal, Christopher Clark, Kenneth Marino, and Roozbeh Mottaghi. A-okvqa: A benchmark for visual question answering using world knowledge. In *European Conference on Computer Vision*, pages 146–162. Springer, 2022. 6, 1
- [35] Shuai Shao, Zeming Li, Tianyuan Zhang, Chao Peng, Gang Yu, Xiangyu Zhang, Jing Li, and Jian Sun. Objects365: A large-scale, high-quality dataset for object detection. In *Proceedings of the IEEE/CVF international conference on computer vision*, pages 8430–8439, 2019. 6, 1
- [36] Piyush Sharma, Nan Ding, Sebastian Goodman, and Radu Soricut. Conceptual captions: A cleaned, hypernymed, image alt-text dataset for automatic image captioning. In *ACL (1)*, pages 2556–2565. Association for Computational Linguistics, 2018. 6
- [37] Hugo Touvron, Thibaut Lavril, Gautier Izacard, Xavier Martinet, Marie-Anne Lachaux, Timothée Lacroix, Baptiste Rozière, Naman Goyal, Eric Hambro, Faisal Azhar, Aurélien Rodriguez, Armand Joulin, Edouard Grave, and Guillaume Lample. Llama: Open and efficient foundation language models. *CoRR*, abs/2302.13971, 2023. 1, 6
- [38] Hugo Touvron, Louis Martin, Kevin Stone, Peter Albert, Amjad Almahairi, Yasmine Babaei, Nikolay Bashlykov, Soumya Batra, Prajjwal Bhargava, Shruti Bhosale, et al. Llama 2: Open foundation and fine-tuned chat models. *arXiv preprint arXiv:2307.09288*, 2023. 1, 2
- [39] Vicuna. Vicuna: An open chatbot impressing gpt-4. <https://github.com/lm-sys/FastChat>, 2023. 6
- [40] Guangzhi Wang, Yixiao Ge, Xiaohan Ding, Mohan Kankanhalli, and Ying Shan. What makes for good visual tokenizers for large language models?, 2023. 2, 3, 7
- [41] Peng Wang, An Yang, Rui Men, Junyang Lin, Shuai Bai, Zhikang Li, Jianxin Ma, Chang Zhou, Jingren Zhou, and Hongxia Yang. Ofa: Unifying architectures, tasks, and modalities through a simple sequence-to-sequence learning framework. In *International Conference on Machine Learning*, pages 23318–23340. PMLR, 2022. 2, 7, 8
- [42] Size Wu, Wenwei Zhang, Lumin Xu, Sheng Jin, Xiangtai Li, Wentao Liu, and Chen Change Loy. Clipself: Vision transformer distills itself for open-vocabulary dense prediction. *arXiv preprint arXiv:2310.01403*, 2023. 2
- [43] Canwen Xu, Daya Guo, Nan Duan, and Julian J. McAuley.

- Baize: An open-source chat model with parameter-efficient tuning on self-chat data. *CoRR*, abs/2304.01196, 2023. 2
- [44] Zhengyuan Yang, Linjie Li, Kevin Lin, Jianfeng Wang, Chung-Ching Lin, Zicheng Liu, and Lijuan Wang. The dawn of llms: Preliminary explorations with gpt-4v (ision). *arXiv preprint arXiv:2309.17421*, 9, 2023. 1
- [45] Qinghao Ye, Haiyang Xu, Guohai Xu, Jiabo Ye, Ming Yan, Yiyang Zhou, Junyang Wang, Anwen Hu, Pengcheng Shi, Yaya Shi, et al. mplug-owl: Modularization empowers large language models with multimodality. *arXiv preprint arXiv:2304.14178*, 2023. 1, 2, 8
- [46] Shukang Yin, Chaoyou Fu, Sirui Zhao, Ke Li, Xing Sun, Tong Xu, and Enhong Chen. A survey on multimodal large language models. *arXiv preprint arXiv:2306.13549*, 2023. 1
- [47] Shilong Zhang, Peize Sun, Shoufa Chen, Min Xiao, Wenqi Shao, Wenwei Zhang, Kai Chen, and Ping Luo. Gpt4roi: Instruction tuning large language model on region-of-interest. *arXiv preprint arXiv:2307.03601*, 2023. 3
- [48] Liang Zhao, En Yu, Zheng Ge, Jinrong Yang, Haoran Wei, Hongyu Zhou, Jianjian Sun, Yuang Peng, Runpei Dong, Chunrui Han, et al. Chatspot: Bootstrapping multimodal llms via precise referring instruction tuning. *arXiv preprint arXiv:2307.09474*, 2023. 2, 3
- [49] Yiwu Zhong, Jianwei Yang, Pengchuan Zhang, Chunyuan Li, Noel Codella, Liunian Harold Li, Luowei Zhou, Xiyang Dai, Lu Yuan, Yin Li, et al. Regionclip: Region-based language-image pretraining. In *Proceedings of the IEEE/CVF Conference on Computer Vision and Pattern Recognition*, pages 16793–16803, 2022. 2
- [50] Deyao Zhu, Jun Chen, Xiaoqian Shen, Xiang Li, and Mohamed Elhoseiny. Minigpt-4: Enhancing vision-language understanding with advanced large language models, 2023. 2
- [51] Yuke Zhu, Oliver Groth, Michael Bernstein, and Li Fei-Fei. Visual7w: Grounded question answering in images. In *Proceedings of the IEEE conference on computer vision and pattern recognition*, pages 4995–5004, 2016. 6, 1

Pink: Unveiling the Power of Referential Comprehension for Multi-modal LLMs

Supplementary Material

Stage	Dataset	Data Number
PT	LLaVA-CC3M-Pretrain-595K [22]	595K
IT	LLaVA-158K [22]	158K
IT	VQAv2 [8]	83K
IT	A-OKVQA [34]	17K
IT	Visual Genome [15]	108K
IT	Flickr30K [30]	30K
IT	Object365* [35]	1M

Table 3. Statistics of training datasets. PT and IT denote the pre-training and instruction tuning stage, respectively.

Dataset	Split	Metric
VQAv2 [8]	test-dev	VQA Score
IconQA [25]	multi-text-choice test	Accuracy
VSR [19]	zero-shot test	VQA Score
OK-VQA [28]	val	VQA Score
GQA [12]	test-dev	VQA Score
RefCOCO [14]	val & testA & testB	Accuracy
RefCOCO+ [14]	val & testA & testB	Accuracy
RefCOCOG [27]	val & test	Accuracy
PointQA-Local [26]	test-dev	VQA Score
PointQA-LookTwice [26]	test	VQA Score
Visual-7W [51]	which box test	Accuracy
MMBench [23]	test	Accuracy

Table 4. Summary of evaluation datasets.

Images	Referring-expressions	Avg Expression Length
1,063,034	2,433,203	3.6

Table 5. Statistics of generated referring-expression-bounding-box pairs in Object365.

Models	VQAv2	IconQA	VSR	OK-VQA	GQA
Pink	78.7†	47.8	66.3	59.5	52.6
Pink-LLaMA-2	78.8†	49.1	67.9	60.2	52.0

Table 6. Results on the conventional multi-modal reasoning tasks with LLaMA-2 [38] as the LLM. † denotes the training set of corresponding dataset is included.

A.1. Discussion of Limitations

Our method relies on the LLM. Therefore, it has some shortcomings from the LLM, such as bias or unfair response, and hallucination. Like most MLLMs with RC ability, we also find that our model is not good at object detection in complex scenarios, *e.g.*, identifying multiple tiny objects in the image. It may be because the input resolution of the image is low. However, increasing the input resolution of the image is not a trivial task. Many efforts are still needed to deal with such tasks.

A.2. Statistics of Training and Evaluation Datasets

The statistics for the training datasets and evaluation datasets are summarized in Table 3 and Table 4, respectively. We also provide an overview of the generated referring-expression-bounding-box pairs in Object365 in Table 5. To ensure the quality of data, we apply certain filters during preprocessing. Firstly, we exclude images containing more than 15 objects. Moreover, for the purpose of bounding box description bootstrapping, we only consider objects that cover an area of more than 2,000 pixels. As a result, our dataset comprises 1,063,034 images, with a total of 4,961,822 generated referring-expression-bounding-box pairs. To further enhance the reliability of our dataset, we perform a self-consistent method that filters out 2,528,619 low-quality referring-expression-bounding-box pairs.

A.3. More experimental results

The results that leverages a more advanced LLM LLaMA-2 [38] are shown in Table 6 and Table 7. We can observe an improvement in performance on most datasets.

Similar to MMBench, SEED-Bench [16] is a recently proposed benchmark to evaluate the abilities of MLLMs on various evaluation dimensions including Scene Understanding (SU), Instance Identity (IId), Instance Attribute (IA), Instance Location (IL), Instance Counting (IC), Spatial

Relation (SR), Instance Interaction (IIn), Visual Reasoning (VR), and Text Recognition (TR). We further conduct experiment on this benchmark. The results are shown in Table 8. Pink also exhibits the best performance among compared MLLMs. Our model has significant advantages in IIn, SR, and IL tasks, which require strong fine-grained image perception ability of MLLMs. These results further validate the effectiveness of our method to enhance the fine-grained perception ability of MLLMs.

A.4. Qualitative Analysis

We show qualitative results on different types of vision-language tasks and RC tasks. The results of mPlug-Owl [45], Shikra [4] and Qwen-VL [1] are from their official online demos.

Knowledge-intensive QA. Fig 5 depicts an example of this task, where the model is required to identify an album cover and provide an introduction for the album. mPlug-Owl and

Models	RefCOCO			RefCOCO+			RefCOCog		Visual-7W	LookTwice
	val	testA	testB	val	testA	testB	val	test		
Pink	88.3	91.7	84.0	81.4	87.5	73.7	83.7	83.7	85.1	73.5
Pink-LLaMA-2	89.0	92.1	84.6	82.6	88.3	74.5	83.8	84.4	85.1	73.8

Table 7. Fine-tuning results on RC tasks with LLaMA-2 [38] as the LLM.

Models	Overall	SU	IId	IA	IL	IC	SR	IIn	VR	TR
Kosmos-2 [29]	54.4	63.4	57.1	58.5	44.0	41.4	37.9	55.7	60.7	25.9
Instruct-BLIP [6]	58.8	60.2	58.9	65.6	43.6	57.2	40.3	52.6	47.7	43.5
mPlug-Owl [45]	37.9	49.7	45.3	32.5	36.7	27.3	32.7	44.3	54.7	28.8
Qwen-VL [1]	62.3	71.2	66.4	67.7	53.5	44.8	43.8	62.9	74.9	51.2
Pink	66.2	73.1	69.1	69.1	60.5	55.2	51.0	76.3	70.4	58.8
Pink-LLaMA-2	67.0	75.2	70.1	70.1	63.3	53.8	50.2	69.1	74.3	50.0

Table 8. Results on the image split of SEED-Bench [16].

Qwen-VL can identify the album *The Wall* correctly but begins to make hallucination when introducing this album. Some introductions provide by mPlug-Owl do not align with the actual facts associated with the album. The answer of Shikra focuses on the content of the image, indicating a poor instruction-following ability of Shikra. In contrast, our model not only correctly identifies the album but also delivers an accurate and relevant introduction, showcasing its strong instruction-following capability.

Fine-grained QA. As shown in Fig. 6, mPlug-Owl fails to output the correct number of people in the image. It may be because that its lack of RC ability hinders its fine-grained understanding of images. Despite Shikra has RC ability, it also fails to give a correct answer. This result can validate that trained with limited RC tasks Shikra struggles to achieve a fine-grained perception of images. In contrast, our model makes a correct answer to the question, demonstrating its strong capability in fine-grained image perception.

Referential comprehension reasoning. We show a case of RC reasoning in Fig. 7. In this case, our model accurately locates Steve Nash. Shikra seems to be unaware of who is Steve Nash. Surprisingly, Shikra’s output coordinates point to the face of Dirk Nowitzki. We also need to point out the result of Shikra is generated using the instruction template that is identical to the one used during training. Shikra shows limited instruction-following ability when using a template that is different from the one used during training. Our model also shows a ability for multi-round conversation. It can understand what “him” refers to in the second question. As Shikra makes a wrong response for the first question, in the second question, we give the correct coordinates manually. However, Shikra fails to follow the instructions and begins to hallucination. Qwen-VL fails to locate Steve Nash correctly. In the multi-round conversation, it also gives a wrong response. These results can further validate the RC

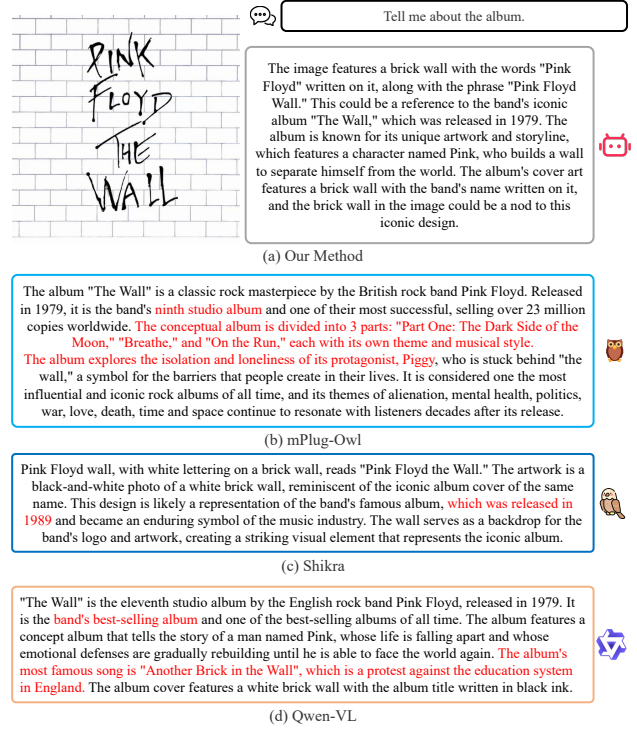


Figure 5. A comparison of knowledge-intensive QA. We mark the hallucination part in red.

ability of our model.

More qualitative results. More qualitative results of our model are shown in Fig. 8. Our model demonstrates the ability to generate unique descriptions with contextual information when provided with coordinates of a specific area. For instance, instead of simply outputting “helmet”, our model uses “woman’s” features for differentiation. Moreover, our

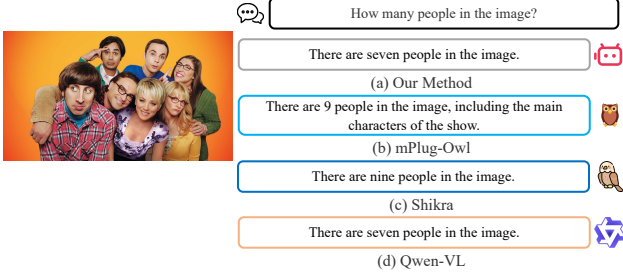


Figure 6. A comparison of fine-grained QA.



Figure 7. A comparison of referential comprehension reasoning. We mark the hallucination part in red.

model successfully locates items mentioned in descriptions that require outside knowledge. For example, it can correctly identify what can be drunk in the image. In the last two cases, our model not only provides correct answers but also locates the mentioned items in the image. This ability can achieve more applications.

We also present qualitative results of our model on multi-round conversation about RC in Fig. 9 and Fig. 10. Our method can understand the complex referential relationships in the dialogue context, *e.g.*, it, her and this instrument. As shown in Fig. 10, although the model initially gives the wrong answer about what is holding by the man, when it is told that its answer is incorrect, the model can make correc-



Figure 8. More qualitative results of our model.

tions and provide the correct answer. This result can further demonstrate the promising instruction-following ability of our model. Additionally, these qualitative results highlight that the integration of RC ability significantly expands the range of tasks our model can successfully handle, thereby broadening its application potential.

Qualitative results of generated referring-expression-bounding-box pairs. We illustrate some examples of generated referring-expression-bounding-box pairs in Fig. 11. For each object in the image, the bounding box description bootstrapping method can generate a description related to that object. Most of generated descriptions are correct. However, some generated descriptions exhibit incorrect or ambiguous descriptions that fail to uniquely identify an object. As shown in Fig. 11 (a) and (b), when leveraging visual grounding to locate these descriptions in the image, IOU between the predicted bounding box and the ground-truth bounding box is low. Our self-consistent filtering method can effectively filter them out. These results can further validate the effectiveness of our self-consistent bootstrap-

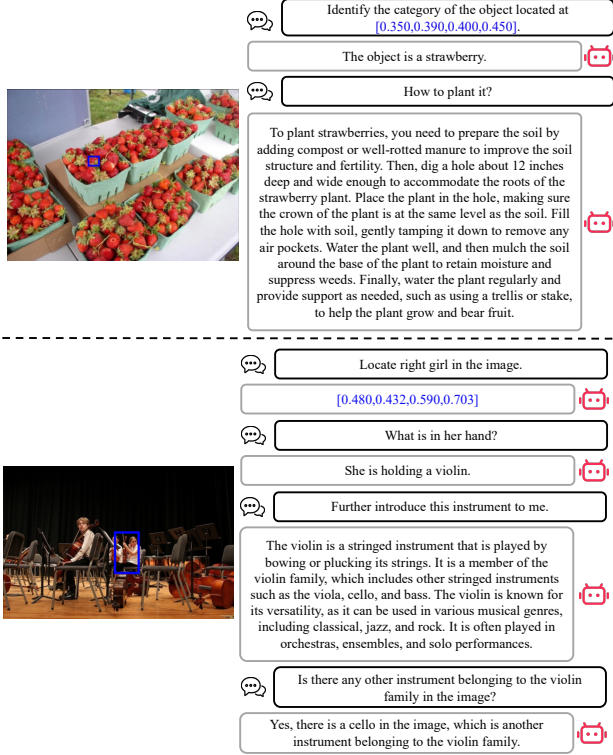


Figure 9. Qualitative results of our model on multi-round conversation.

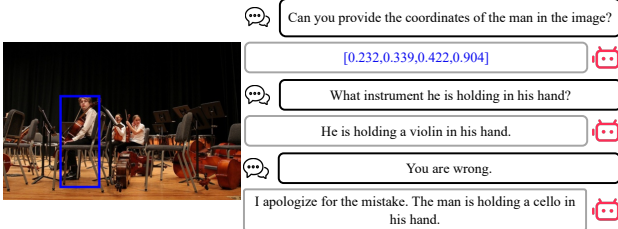


Figure 10. Qualitative results of our model on multi-round conversation with correction.

ping method to extend the object annotations to high-quality referring-expression-bounding-box pairs.

A.5. Instruction Templates

Instruction templates of visual relation reasoning. We list all the instruction templates of visual relation reasoning task below. For the Task2, we use different instruction templates to ask the model output different contents (coordinates, class name, or both coordinates and class name).



Figure 11. Qualitative results of generated referring-expression-bounding-box pairs. The solid rectangle represents the ground-truth bounding box. The dashed rectangle represents the bounding box generated by our model with visual grounding according to the generated description. ☹ denotes the generated description is filtered out by the proposed self-consistent method.

Instruction templates of visual relation reasoning-Task1

What is the relation between <subject> and <object>?
Describe the relation between <subject> and <object>?
Assist me in finding the relation between <subject> and <object> in the photo.

In the given image, could you find and tell me the relation between <subject> and <object>?

I need help identifying the relation between <subject> and <object>. Can you point it out in this image?

What is the relation between <subject> and <object> in this picture?

Could you describe the relation between <subject> and <object> in this image?

I'm having trouble identifying the relation between <subject> and <object>. Could you clarify it for me in this image?

Can you help me understand the relationship between <subject> and <object> in this image?

I'm trying to understand the relation between <subject> and <object>. Can you help me by describing it?

I need some assistance in identifying the relation between <subject> and <object> in this image.

In this image, can you find and describe the relation between <subject> and <object> for me?

Could you please explain the relation between <subject> and <object>.

Instruction templates of visual relation reasoning-Task2#1

Assist me in locating the position of all the objects <relation> the <subject>?

I want to know the coordinates of all the objects <relation> the <subject>?

Detect all the objects have a relationship <relation> with the <subject> and output there locations.

There are some objects that are <relation> the <subject>. Could you tell me there locations?

Identify all the objects that have a relationship <relation> with the <subject>. Where are they located?

Please locate all the objects that are <relation> the <subject> and provide their coordinates.

Find all the objects that have a relation of <relation> with the <subject>. Can you give me their positions?

Point out the objects that are <relation> the <subject>. Where can I find them?

I need to locate all the objects that are <relation> the <subject>. Can you assist me with this task?

Could you help me find all the objects that have a relation of <relation> with the <subject>? Please provide their locations.

Please detect all the objects that are <relation> the <subject>. Output their positions.

Identify and provide the coordinates of all objects that are <relation> the <subject>.

Find the objects that have a relation of <relation> with the <subject>. Where are they situated?

What objects have the relation of <relation> with the <subject>? Could you locate them for me?

Can you help me locate all the objects that are <relation> the <subject> and give me their positions?

Output the positions of all objects that have a relation of <relation> with the <subject>.

Identify the objects that are <relation> the <subject>. Where are they located?

Please locate all the objects that are <relation> the <subject> and provide their positions.

Instruction templates of visual relation reasoning-Task2#2

Assist me in identifying the categories of all the objects <relation> by the <subject>?

Detect all the objects <relation> by the <subject> and output there categories, respectively.

There are some objects that are <relation> the <subject>. Could you tell me there categories?

I want to know the categories of all the objects whose relation is <relation> with the <subject>?

Identify the object categories that are <relation> the <subject>.

Find all objects that are related to <subject> using the relationship <relation>, and categorize them.

Your task is to recognize and classify all objects that are <relation> by the <subject>.

Please determine the categories of all objects that are <relation> by the <subject>.

Can you identify the categories of objects <relation> the <subject>?

Your job is to identify all objects that <relation> the <subject> and list their categories.

Detect and categorize all objects that are <relation> the <subject>.

I need you to determine the categories of all objects that <relation> the <subject>.

Identify and classify all objects that are <relation> the <subject>.

Please identify the categories of all objects that are <relation> the <subject>.

Please help me identify the object categories whose relationship is <relation> with <subject>.

Recognize and categorize all objects that are related to <subject> using the relationship <relation>.

I need you to categorize all objects that is related to <subject> with relationship as <relation>.

Instruction templates of visual relation reasoning-Task2#3

Your task is to locate all objects that have a relation <relation> with <subject> and classify them.

I need you to categorize and locate all objects that is related to <subject> with relationship as <relation>.

Please locate and categorize all the objects that have a relation of <relation> with <subject>.

Assist me in locating and classifying all the objects <relation> the <subject>?

Find all the objects that have a relation of <relation> with the <subject>. Can you give me their positions and categories

Your task is to locate all objects that have a relation <relation> with <subject> and classify them.

I need you to categorize and locate all objects that is related to <subject> with relationship as <relation>.

Please locate and categorize all the objects that have a relation of <relation> with <subject>.

Assist me in locating and classifying the position of all the objects <relation> the <subject>?

Find all the objects that have a relation of <relation> with the <subject>. Can you give me their positions and categories?

Your task is to locate and classify all objects that are related to <subject> using the relationship <relation>.

I need you to locate and categorize all objects having a relationship <relation> with the given <subject>.

Find all objects related to <subject> with the relationship <relation>. Categorize and locate them for me.

Your objective is to locate and classify the objects that are related to <subject> through the relationship <relation>.

I require you to detect and categorize all objects that have a relationship <relation> with <subject>.

Please find and classify all objects that has a relationship <relation> with <subject>.

Assist me in locating and categorizing all objects that related to <subject> with the relationship <relation>.

Find all objects that are related to <subject> using the relationship <relation>. Categorize and locate their positions.

Your task is to identify and classify all objects related to <subject> through the relationship <relation>.

I need you to locate and categorize all objects that have a relationship <relation> with <subject>.

Assist me in locating and classifying all objects that are related to <subject> through the relationship <relation>.

Find all the objects that has a relationship <relation> with <subject>. Categorize and locate their positions for me.

Instruction templates of coarse visual spatial reasoning#1

Identify the objects located at <loc> of <object>. Please classify them by category and provide their locations.

I need to know what objects are present at <loc> of <object>. Can you help me locate and categorize them?

Find all the objects at <loc> of <object>. Please provide me with their categories and locations.

I want to know the categories and positions of the objects located at <loc> of <object>.

Locate and classify all the objects at <loc> of <object>. Could you tell me the categories and positions of the objects present at <loc> of <object>?

Help me locate and categorize all the objects at <loc> of <object>.

I need to know the categories and locations of the objects at <loc> of <object>.

What are the categories and positions of the objects located at <loc> of <object>?

Identify and locate all the objects at <loc> of <object>. I need their categories and positions.

I want to know the categories and positions of the objects at <loc> of <object>.

Locate and classify all the objects at <loc> of <object>. Please provide me with their categories and positions.

Instruction templates of coarse visual spatial reasoning#2

What are the categories of the objects located at <loc> of <object>?

Detect and classify all the objects at <loc> of <object>. I need to know their categories.

Please find and categorize all the objects present at <loc> of <object>.

Give the categories of all the objects you can find at <loc> of <object>.

I need you to find and categorize all the objects that are at <loc> of <object>.

Please provide me with the categories of all the objects present at <loc> of <object>.

What types of objects are located at <loc> of <object>? Please list their categories.

Please find all the objects at <loc> of <object> and give me their categories.

What are the categories of the objects that are present at <loc> of <object>?

I need you to classify all the objects located at <loc> of <object>.

Please give me the categories of all the objects that are located at <loc> of <object>.

Instruction templates of coarse visual spatial reasoning.

We list all the instruction templates of coarse visual spatial reasoning task below. Similar to visual relation reasoning, different instruction templates are used to ask the model output different contents.

Instruction templates of coarse visual spatial reasoning#3

What are the coordinates of the objects located at <loc> of <object>?

Detect and give the coordinates of all the objects at <loc> of <object>.

Please find and locate all the objects present at <loc> of <object>.

Give the detail locations of all the objects you can find at of <loc> <object>.

Locate all the objects and give there coordinates found at <loc> of <object>.

What are the positions of all the objects at <loc> of <object>?

Can you find and list the positions of all the objects present at <loc> of <object>?

Provide the coordinates of objects located at <loc> of <object>.

List and indicate the positions of all objects at <loc> of <object>.

Enumerate and specify the positions of all objects found at <loc> of <object>.

What objects are situated at <loc> of <object> and where precisely are they located?

What are the coordinates of all objects found at <loc> of <object>?

Instruction templates of object counting#1

Can you tell me how many <category> are present in this picture?

I need to know the number of <category> in this image.

Count how many <category> are in this picture.

Please determine the quantity of <category> shown in this image.

How many instances of <category> can you find in this picture?

I would like to know how many <category> are visible in this image.

Count the number of <category> that you see in this picture.

Please provide me with the count of <category> in this image.

How many objects of <category> are in this image?

Can you count the items of <category> in this picture?

What is the total number of <category> in this image?

How many <category> can you spot in this image?

Please determine the quantity of <category> in this image.

Count the number of <category> that appear in this picture.

How many <category> are in the picture?

Counting the number of <category> appeared in the image.

Please give me the number of <category> appeared in the image.

Instruction templates of object counting#2

How many objects in the image are of the same category as <object>?

Count the number of objects in the image that are similar to <object> in category.

What is the total count of objects that share the same category as <object> in the image?

How many objects in the image have the same category as <object>?

Count all the objects in the image that fall under the same category as <object>.

What is the number of objects that share the same category as <object> in the image?

Count the objects that belong to the same category as <object> in the image.

How many objects of the same category as the object represented by <object> appear in the image?

Count all the instances whose category is the same as <object> present in the image.

Instruction templates of object counting. We list all the instruction templates of object counting task below. <category> will be replaced by the category name.

Instruction templates of object detection. We list all the instruction templates of object detection task below. <category> will be replaced by the category name.

Instruction templates of object detection#1

Locate and mark the positions of all <category> in the image.

Find all the instances of <category> in the image and indicate their respective locations.

Spot and record the coordinates of every <category> present in the image.

Identify the <category> in the image and provide their precise locations.

Can you determine the positions of all the <category> in the image and list them?

Pinpoint the <category> in the image and give me their exact coordinates.

Locate all the <category> in the image and provide their locations in detail.

Detect and report the locations of all the <category> present in the image.

Find and list the locations of every <category> in the image.

Please identify the <category> in the image and give me their locations.

Provide me with the precise locations of all the <category> in the image.

Detect and record the positions of the <category> in the image.

Spot all the instances of <category> in the image and give me their coordinates.

Detect all the <category> in the image, and output there location.

There are some <category> in the image, could you help me to locate them and give me their coordinates.

What are the coordinates of the <category> in the image.

Give the detail locations of all the <category> you can find in the image.

Instruction templates of object detection#2

Locate all the items in the picture that share the same category as <object> and provide their coordinates.

Spot every object that belongs to the same category as <object> and indicate their positions.

Identify all the objects that fit the same category as <object> and display their coordinates.

Find all the objects that have a similar classification as <object> and output their locations.

Locate and report the coordinates of all the objects that share the category with <object>.

Detect all the objects in the image that have the same classification as <object> and provide their positions.

Spot all the objects that belong to the same category as <object> and show their coordinates.

Identify every instance that falls under the same category as <object> and report their locations.

Find and output the coordinates of all the objects that have the same category as <object>.

Locate all the objects in the picture that have a similar classification as <object> and display their positions.

Detect and report the positions of all the objects that share the category with <object>.

Spot every instance that has a similar classification as <object> and indicate its coordinates.

Identify all the objects that have the same classification as <object> and output their positions.

Find all the objects that belong to the same category as <object> and report their locations.

Locate and output the coordinates of all the items that have a similar category as <object>.

Detect all the instances in the image which have the same category with <object>, and output there location.

Detect and report the locations of all the instances present in the image, these instances should have similar category with <object>.

Given an <object>, please help me to find all the instances with the same category. The output should be the coordinates of detected instances.

Instruction templates of multi-choices VQA. Our instruction tuning dataset also includes the multi-choices VQA, *e.g.*, A-OKVQA. Therefore, we also construct some instruction templates for this task and list them below. Placeholder <options> will be replaced by the options.

Instruction templates of multi-choices VQA

Please take a look at the image and select the correct answer for <question> from the options given below \n<options>.

Examine the image and select the best matched answer to the question: <question> from the options given below \n<options>.

There are some options \n<options>. I have a question for you: <question> Can you select the best matched answers from the given options based on the image?

Regarding the image, you need to identify the correct answer to the question <question> from the given options \n<options>.

Analyzing the image, can you identify the best matched answer to <question> from the given options \n<options>.

Looking at the image, can you quickly answer my question: <question>. Some potential answers are given in the following options \n<options>.

Referring to the image, please select the answer for this question: <question> from the options \n<options>.

Could you please check the image and select the answer for my question: <question> from the options \n<options>.

Here is an image and a question: <question> for you. Please select an option that can answer the question from the given options \n<options>.

For this image, I want to know which option can answer my question: <question> correctly. The options are \n<options>.

Take a look at the image, can you select the best matched answer to the following question: <question> from following options \n<options>.

Considering these options \n<options>. I need a correct selection from these options that can answer this question: <question> in regards to the image.