

Coordinated Rate-Splitting Multiple Access for Integrated Satellite-Terrestrial Networks with Super-Common Message

Juhwan Lee, Jungwoo Lee, Longfei Yin, Wonjae Shin, and Bruno Clerckx

Abstract

Rate-splitting multiple access (RSMA) is an emerging multiple access technique for multi-antenna networks that splits messages into common and private parts for flexible interference mitigation. Motivated by its robustness and scalability, it is promising to employ RSMA in integrated satellite-terrestrial networks (ISTN), where a satellite serves satellite users (SUs) broadly with a multibeam multicast transmission while terrestrial base station (BS) serves cellular users (CUs) with a unicast transmission, operating in the same frequency band. To avoid the data exchange between satellite/cellular networks via backhaul, we assume a coordinated ISTN relying on imperfect channel state information. We put forth a coordinated RSMA framework tailored to the coordinated ISTN by applying *inter-network* rate-splitting (RS) with a super-common message on top of *intra-network* RS with common/private messages. With the unified RS design for inter- and intra-networks, we jointly optimize the precoding and power allocation of the private/common/super-common messages to achieve max-min fairness among all SUs and CUs through successive convex approximation. By doing so, the power of the super-common message can be adjusted according to interference levels of the satellite towards CUs, thereby potentially mitigating inter-network interference. Simulation results demonstrate the superiority and robustness of our approach to cope with various interference and propagation conditions.

Juhwan Lee and Jungwoo Lee are with the Department of Electrical and Computer Engineering, Seoul National University, Seoul 08826, South Korea (e-mail: {sgsyk649, junglee}@snu.ac.kr). Longfei Yin is with the Department of Electrical and Electronic Engineering, Imperial College London, London SW7 2AZ, U.K. (e-mail: longfei.yin17@imperial.ac.uk). Wonjae Shin is with the Department of Communications Engineering, Korea University, Seoul 02841, South Korea (e-mail: wjshin@korea.ac.kr). Bruno Clerckx is with the Department of Electrical and Electronic Engineering, Imperial College London, London SW7 2AZ, U.K. and with Silicon Austria Labs (SAL), Graz A-8010, Austria (e-mail: b.clerckx@imperial.ac.uk) (*Corresponding author: Wonjae Shin*).

Index Terms

Rate-splitting multiple access, multibeam multicast transmission, integrated satellite-terrestrial network (ISTN).

I. INTRODUCTION

With advances in satellite technology and the growth of data demand, integrated satellite-terrestrial networks (ISTN) have attracted considerable attention due to their potential to provide reliable and ubiquitous coverage over large geographic areas. Satellites can expand broadband coverage into rural or far remote areas where terrestrial networks have limited coverage, thereby complementing terrestrial networks [1]. In the ISTN, a multibeam satellite widely serves satellite users (SUs) with a multicast transmission, while a terrestrial base station (BS) serves cellular users (CUs) with a unicast transmission. Across the multiple spot beams and cells, higher throughput can be achieved through full frequency reuse [2]. With the aggressive frequency reuse, however, severe interference can be induced in and between satellite networks and cellular networks. Moreover, it is difficult to acquire accurate channel feedback at the gateway (GW) in a coherence time, particularly due to the fast-moving of satellite and high end-to-end propagation delay, following channel state information (CSI) uncertainty.

Rate-splitting multiple access (RSMA) has recently emerged as a promising transmission scheme to manage interference [3], [4] and to improve robustness to imperfect CSI at the transmitter (CSIT) in multi-antenna multi-user networks [5]-[7]. For the RSMA transmission, at the transmitter, the message for each user is split into common and private parts. All common parts are combined and encoded into a common stream, while private parts are individually encoded into private streams. The users decode and remove the common stream through successive interference cancellation (SIC). After the SIC, each user decodes the intended private stream while treating the other users' signals as noise. As such, RSMA can generalize space-division multiple access (SDMA) where interference is fully treated as noise, and non-orthogonal multiple access (NOMA) where interference is fully decoded. Based on this flexibility, RSMA has been utilized in inter-beam interference managements for multibeam satellite communications, resulting in more robust to CSIT inaccuracies [8]-[10].

The superiority of RSMA for managing interference in ISTN has been investigated in [11] by proposing a joint beamforming design to achieve the max-min fairness (MMF). The MMF rate is an important metric in the ISTN in terms of ubiquitous coverage, while sum-rate maximization

can be achieved by allocating all the power to only a few users with the best channel conditions. In cooperative ISTN, the transmit data is fully shared across the satellite and BS at the GW; however, this can incur significant signaling overhead. On the other hand, in coordinated ISTN, the satellite and BS do not share their data, thereby not requiring tight synchronization at the data level across the satellite and BS. In RSMA-based coordinated ISTN [11], inter-beam interference and intra-cell interference are partially decoded; however, it only considers the rate-splitting (RS) in each intra-network within the satellite network and cellular network separately, while inter-network interference is fully treated as noise. Besides, it only deals with a geostationary (GEO) satellite scenario with an altitude of 36,000 km above the surface of the Earth, which suffers from a low level of inter-network interference; however, it inherently has the disadvantage of high launch costs, poor link budget, and long propagation delay. Along with [11], the existing studies on multi-cell RSMA transmission mainly resort to i) treating inter-cell interference as noise [11]-[13], or ii) inter-cell RS with data sharing between cells [14]-[16]. Different from the previous studies, to manage both intra- and inter-network interference without data sharing, our framework is motivated by the Han-Kobayashi scheme [17], which is the quasi-optimal transmission strategy for two-user Gaussian interference channel. In the Han-Kobayashi scheme, power allocation to common/private messages is flexibly determined according to relative channel gains between the desired and interference links. Inspired by this, we propose a coordinated RSMA framework by applying inter-network RS with a super-common message on top of intra-network RS with common/private messages. With the unified RS design for inter- and intra-networks, we jointly optimize the precoding and power allocation of the private/common/super-common messages to achieve the MMF among all users. By doing so, the transmit power of the super-common message can be adjusted according to the interference levels of the satellite towards CUs, thereby mitigating inter-network interference. Thus, it can also be effectively applied in emerging ISTN scenarios using low Earth orbit (LEO) satellites with an altitude of less than 2,000 km, since its higher level of inter-network interference can be subtracted thanks to the use of super-common message. To the best of our knowledge, there are no existing studies that attempt to manage both inter- and intra-network interference for coordinated ISTN without data sharing among networks in the context of RSMA. The contributions of this paper are summarized as follows:

- We employ a super-common message that can be initially decoded and deducted from all

users through SIC. Through this novel RSMA framework, the interference between the satellite network and cellular network can be flexibly decoded and treated as noise.

- With limited knowledge of satellite channels, we formulate an optimization framework to achieve the MMF among all users, using a concept of generalized mutual information (GMI). We approximate it into a more tractable one via successive convex approximation (SCA).
- We numerically demonstrate the superiority and CSI-error robustness of our proposed framework, compared to conventional RSMA, SDMA, and OMA counterparts. Through this, the proposed scheme is shown to have the potential to provide substantial gain, especially when a satellite is operated in LEO and the power budget of a terrestrial BS is high enough.

II. SYSTEM MODEL

We consider a coordinated ISTN system with a single GW, satellite, terrestrial BS, and single-antenna equipped multiple SUs and CUs. In the coordinated ISTN, the CSI of all links is shared between the satellite and BS at the GW, while the transmit data is not shared. To enhance spectral efficiency, the frequency band is fully reused among all users. A single feed per beam (SFPB) architecture with array fed reflector antenna is assumed, generating N_s adjacent beams with N_s antenna feeds. The beams are indexed by $\mathcal{N}_s \triangleq \{1, \dots, N_s\}$. There are ρ users within each beam, and totally $K_s = \rho N_s$ SUs. For the satellite network, multibeam multicast transmission is implemented based on DVB-S2X technology [18], in which multiple SUs of each beam are served simultaneously with a single coded frame. The feeder link between the GW and the satellite is assumed to be noiseless, and the link between the GW and the terrestrial BS is assumed to be an ideal optical link. Moreover, we assume that the BS equipped with N_t antennas serves K_t unicast CUs which are densely populated with $K_t \leq N_t$. The CUs are indexed by $\mathcal{K}_t \triangleq \{1, \dots, K_t\}$. Assuming that the SUs are located out of the BS's service area, the channel between the BS and all SUs is negligible. The power budget at the satellite and the BS are respectively P_s and P_t . The GW is a central controller for resource allocation, interference management, collecting data information, and feeding both satellite and BS.

A. Channel Model

The channel model in the ISTN system is composed of the following satellite and terrestrial channel models.

1) *Satellite Channel Model:* The satellite channel matrix between the satellite and all SUs is characterized as $\mathbf{F} = [\mathbf{f}_1, \dots, \mathbf{f}_{K_s}] \in \mathbb{C}^{N_s \times K_s}$, where \mathbf{f}_{k_s} denotes the channel between the satellite and SU- k_s . We assume that GW cannot accurately estimate the satellite CSI. Thus, the channel \mathbf{f}_{k_s} is formulated as $\mathbf{f}_{k_s} = \hat{\mathbf{f}}_{k_s} + \mathbf{e}_{k_s}$, where the channel estimate $\hat{\mathbf{f}}_{k_s}$ is expressed as

$$\hat{\mathbf{f}}_{k_s} = \mathbf{b}_{k_s} \circ \mathbf{q}_{k_s}, \quad (1)$$

and the channel error \mathbf{e}_{k_s} follows $\mathbf{e}_{k_s} \sim \mathcal{CN}(\mathbf{0}, \sigma_e^2 \mathbf{I})$. The n_s -th element of \mathbf{b}_{k_s} is $b_{k_s, n_s} = \frac{\sqrt{G_R G_{k_s, n_s}}}{4\pi \frac{d_{k_s}}{\lambda} \sqrt{\kappa T_{sys} B_w}}$, where G_R is the user terminal antenna gain, d_{k_s} is the distance between the satellite and SU- k_s , λ is the carrier wavelength, κ is the Boltzmann constant, T_{sys} is the receiving system noise temperature, and B_w is the bandwidth. In addition, the beam gain from the n_s -th antenna feed to SU- k_s is expressed as $G_{k_s, n_s} = G_{max} \left[\frac{J_1(u_{k_s, n_s})}{2u_{k_s, n_s}} + 36 \frac{J_3(u_{k_s, n_s})}{u_{k_s, n_s}^3} \right]^2$, where $u_{k_s, n_s} = 2.07123 \sin(\theta_{k_s, n_s}) / \sin(\theta_{3dB})$. G_{max} denotes the maximum beam gain observed at each beam center. With the assumption that the position of each SU can be tracked, the angle between the center of beam- n_s and SU- k_s with respect to the satellite is denoted as θ_{k_s, n_s} and 3dB loss angle compared with the beam center is θ_{3dB} . Moreover, the rain attenuation effect and signal phase from the satellite and SU- k_s are denoted by \mathbf{q}_{k_s} of which the n_s -th element is $q_{k_s, n_s} = \chi_{k_s, n_s}^{-1/2} e^{-j\phi_{k_s, n_s}}$. The dB form of rain attenuation gain is $\chi_{k_s, n_s}^{dB} = 10 \log_{10}(\chi_{k_s, n_s})$ following log-normal distribution with mean of μ and deviation of σ . The signal phase ϕ_{k_s, n_s} is uniformly distributed between 0 and 2π .

Furthermore, the interfering channel matrix between the satellite and all CUs is expressed as $\mathbf{Z} = [\mathbf{z}_1, \dots, \mathbf{z}_{K_t}] \in \mathbb{C}^{N_s \times K_t}$, where the vector \mathbf{z}_{k_t} denotes channel between the satellite and CU- k_t . Likewise, the channel vector \mathbf{z}_{k_t} is formulated as $\mathbf{z}_{k_t} = \hat{\mathbf{z}}_{k_t} + \mathbf{e}'_{k_t}$, where $\hat{\mathbf{z}}_{k_t}$ denotes channel estimate and \mathbf{e}'_{k_t} denotes channel error following $\mathbf{e}'_{k_t} \sim \mathcal{CN}(\mathbf{0}, \sigma_e'^2 \mathbf{I})$.

2) *Terrestrial Channel Model:* The terrestrial channel matrix between the terrestrial BS and all CUs is expressed as $\mathbf{H} = [\mathbf{h}_1, \dots, \mathbf{h}_{K_t}] \in \mathbb{C}^{N_t \times K_t}$, where \mathbf{h}_{k_t} denotes channel vector between the BS and CU- k_t . We assume that the terrestrial channel follows Rayleigh fading channel model.

B. Signal Model

We propose a coordinated RSMA framework with the super-common message described in Fig. 1. The multicast messages of the satellite M_1, \dots, M_{N_s} intended for each beam are split into super-common parts, satellite-common parts, and private parts, i.e. $M_{n_s} \rightarrow \{M_{n_s}^{\text{SPC}}, M_{n_s}^{\text{SC}}, M_{n_s}^{\text{P}}\}$, $\forall n_s \in \mathcal{N}_s$. All super-common parts are integrated into M^{SPC} and encoded into super-common

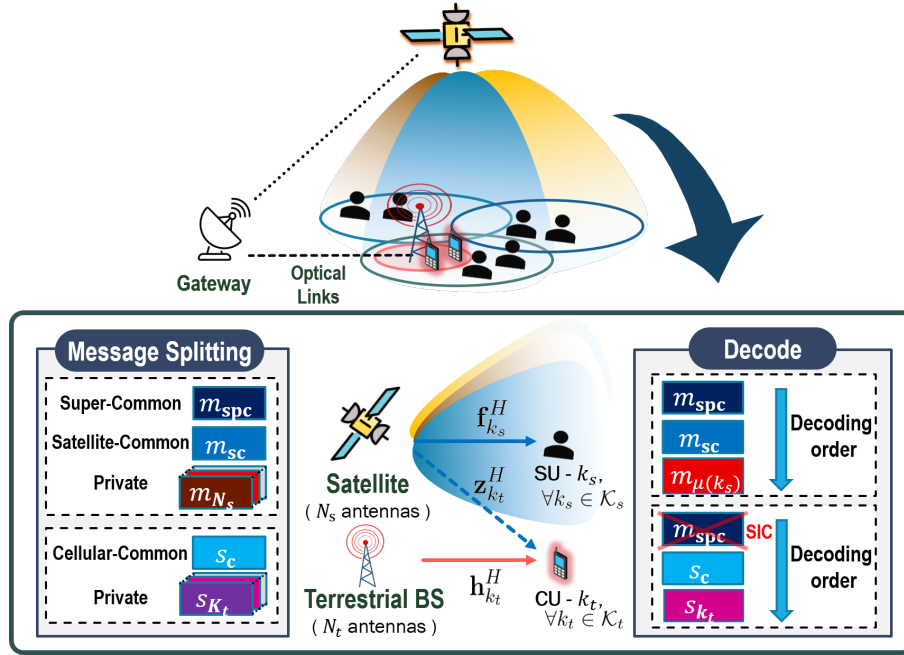


Fig. 1: System architecture of coordinated RSMA with a super-common message for coordinated ISTN

stream m_{spc} which can be decoded by all users through SIC, i.e. $\{M_1^{\text{spc}}, \dots, M_{N_s}^{\text{spc}}\} \rightarrow m_{\text{spc}}$. Similarly, all satellite-common parts are combined as M^{sc} and encoded into satellite-common stream m_{sc} , i.e. $\{M_1^{\text{sc}}, \dots, M_{N_s}^{\text{sc}}\} \rightarrow m_{\text{sc}}$. The m_{sc} can be decoded and removed by all SUs through SIC after decoding super-common stream m_{spc} . The private parts are encoded into each group's private stream independently, i.e. $M_{n_s}^{\text{p}} \rightarrow m_{n_s}$. The vector of satellite streams can be formulated as $\mathbf{m} = [m_{\text{spc}}, m_{\text{sc}}, m_1, \dots, m_{N_s}]^T \in \mathbb{C}^{(N_s+2)}$, where $\mathbb{E}\{\mathbf{m}\mathbf{m}^H\} = \mathbf{I}$. The beamforming matrix at the satellite is $\mathbf{W} = [\mathbf{w}_{\text{spc}}, \mathbf{w}_{\text{sc}}, \mathbf{w}_1, \dots, \mathbf{w}_{N_s}] \in \mathbb{C}^{N_s \times (N_s+2)}$, where \mathbf{w}_{spc} , \mathbf{w}_{sc} , \mathbf{w}_{n_s} are super-common precoder, satellite-common precoder, and private precoder for the n_s -th beam, respectively.

The unicast messages of the BS W_1, \dots, W_{K_t} intended for CUs are split into cellular-common and private parts, i.e. $W_{k_t} \rightarrow \{W_{c,k_t}, W_{p,k_t}\}, \forall k_t \in \mathcal{K}_t$. All cellular-common parts are combined as W_c and encoded into a cellular-common stream s_c , i.e. $\{W_{c,1}, \dots, W_{c,K_t}\} \rightarrow s_c$, which can be decoded and removed by all CUs via SIC. The private message for each CU is encoded into private stream independently, i.e. $W_{p,k_t} \rightarrow s_{k_t}$. The vector of BS streams can be expressed as $\mathbf{s} = [s_c, s_1, \dots, s_{K_t}]^T \in \mathbb{C}^{(K_t+1)}$, where $\mathbb{E}\{\mathbf{s}\mathbf{s}^H\} = \mathbf{I}$. The beamforming matrix of BS is $\mathbf{P} = [\mathbf{p}_c, \mathbf{p}_1, \dots, \mathbf{p}_{K_t}] \in \mathbb{C}^{N_t \times (K_t+1)}$, where \mathbf{p}_c and \mathbf{p}_{k_t} are common precoder and CU- k_t 's private

precoder, respectively.

It is assumed that each encoding process for the common message is operated with its corresponding public codebook which is pre-shared with its intended users; thus, the common streams can be successfully decoded and removed by all intended users via SIC. The decoding process is performed first for the super-common stream regardless of its strength to perform the inter-network RS in advance of the intra-network RS. After the inter-network interference is partially decoded, the intra-network interference within each network is flexibly managed with the intra-network RS. Thus, the super-common stream is initially decoded and deducted through SIC, then the satellite-common/cellular-common streams and their desired private streams are decoded in order for all SUs/CUs.

The transmit signals at the satellite and BS are respectively

$$\mathbf{x}^{\text{sat}} = \mathbf{W}\mathbf{m}, \quad \mathbf{x}^{\text{bs}} = \mathbf{P}\mathbf{s}. \quad (2)$$

The received signals at SU- k_s and CU- k_t can be written as

$$y_{k_s}^{\text{sat}} = \mathbf{f}_{k_s}^H \mathbf{W}\mathbf{m} + n_{k_s}^{\text{sat}}, \quad y_{k_t}^{\text{bs}} = \mathbf{h}_{k_t}^H \mathbf{P}\mathbf{s} + \mathbf{z}_{k_t}^H \mathbf{W}\mathbf{m} + n_{k_t}^{\text{bs}}, \quad (3)$$

where $n_{k_s}^{\text{sat}} \sim \mathcal{CN}(0, \sigma_{k_s}^{\text{sat}2})$ and $n_{k_t}^{\text{bs}} \sim \mathcal{CN}(0, \sigma_{k_t}^{\text{bs}2})$ are the additive Gaussian white noises (AWGN) at SU- k_s and CU- k_t , respectively.¹ With limited knowledge of satellite channels, a concept of GMI is used to estimate the instantaneous achievable rates. The lower bounds of achievable rates of m_{spc} at SU- k_s and CU- k_t are respectively given by

$$R_{\text{spc},k_s}^{\text{sat}} \geq \log_2(1 + \gamma_{\text{spc},k_s}^{\text{sat}}), \quad R_{\text{spc},k_t}^{\text{bs}} \geq \log_2(1 + \gamma_{\text{spc},k_t}^{\text{bs}}), \quad (4)$$

in which $\gamma_{\text{spc},k_s}^{\text{sat}} \triangleq \frac{|\hat{\mathbf{f}}_{k_s}^H \mathbf{w}_{\text{spc}}|^2}{|\hat{\mathbf{f}}_{k_s}^H \mathbf{w}_{\text{sc}}|^2 + g}$, $\gamma_{\text{spc},k_t}^{\text{bs}} \triangleq \frac{|\hat{\mathbf{z}}_{k_t}^H \mathbf{w}_{\text{spc}}|^2}{|\mathbf{h}_{k_t}^H \mathbf{p}_{\text{c}}|^2 + l}$ is satisfied.

Herein, $g \triangleq \sum_{i=1}^{N_s} |\hat{\mathbf{f}}_{k_s}^H \mathbf{w}_i|^2 + \mathbb{E} \left[|\mathbf{e}_{k_s}^H \mathbf{w}_{\text{spc}}|^2 + |\mathbf{e}_{k_s}^H \mathbf{w}_{\text{sc}}|^2 + \sum_{i=1}^{N_s} |\mathbf{e}_{k_s}^H \mathbf{w}_i|^2 \right] + \sigma_{k_s}^{\text{sat}2}$, and $l \triangleq \sum_{j=1}^{K_t} |\mathbf{h}_{k_t}^H \mathbf{p}_j|^2 + |\hat{\mathbf{z}}_{k_t}^H \mathbf{w}_{\text{sc}}|^2 + \sum_{i=1}^{N_s} |\hat{\mathbf{z}}_{k_t}^H \mathbf{w}_i|^2 + \mathbb{E} \left[|\mathbf{e}'_{k_t}{}^H \mathbf{w}_{\text{spc}}|^2 + |\mathbf{e}'_{k_t}{}^H \mathbf{w}_{\text{sc}}|^2 + \sum_{i=1}^{N_s} |\mathbf{e}'_{k_t}{}^H \mathbf{w}_i|^2 \right] + \sigma_{k_t}^{\text{bs}2}$ holds.

To guarantee that all users are able to decode m_{spc} , the achievable rate of the m_{spc} is defined as $R_{\text{spc}} = \min \left(\min_{k_s \in \mathcal{K}_s} R_{\text{spc},k_s}^{\text{sat}}, \min_{k_t \in \mathcal{K}_t} R_{\text{spc},k_t}^{\text{bs}} \right) = \sum_{n_s=1}^{N_s} C_{n_s}^{\text{spc}}$, where $C_{n_s}^{\text{spc}}$ denotes the n_s -th beam's portion of super-common rate. After m_{spc} is decoded and removed through SIC, all SUs (or CUs) decode the m_{sc} (or s_{c}), and its corresponding private stream. For the SU- k_s , the lower bounds of achievable rates of m_{sc} and $m_{\mu(k_s)}$ are given by $R_{\text{sc},k_s}^{\text{sat}} \geq \log_2(1 + \gamma_{\text{sc},k_s}^{\text{sat}})$, $R_{k_s}^{\text{sat}} \geq \log_2(1 + \gamma_{k_s}^{\text{sat}})$,

¹Because the noise power is normalized by $\kappa T_{s,y_s} B_w$ in the satellite channel model, the noise variances can be set as one, i.e., $\sigma_{k_s}^{\text{sat}2} = \sigma_{k_t}^{\text{bs}2} = 1$.

respectively, in which $\gamma_{\text{sc},k_s}^{\text{sat}} \triangleq \frac{|\hat{\mathbf{f}}_{k_s}^H \mathbf{w}_{\text{sc}}|^2}{g}$, $\gamma_{k_s}^{\text{sat}} \triangleq \frac{|\hat{\mathbf{f}}_{k_s}^H \mathbf{w}_{\mu(k_s)}|^2}{g - |\hat{\mathbf{f}}_{k_s}^H \mathbf{w}_{\mu(k_s)}|^2}$ is satisfied. Herein, $\mu(k_s)$ denotes a mapping function between the SU- k_s and its corresponding beam. It corresponds to the satellite-common rate as $R_{\text{sc}}^{\text{sat}} = \min_{k_s \in \mathcal{K}_s} R_{\text{sc},k_s}^{\text{sat}} = \sum_{n_s=1}^{N_s} C_{\text{sc},n_s}^{\text{sat}}$, where $C_{\text{sc},n_s}^{\text{sat}}$ is the n_s -th beam's portion of satellite-common rate.

In addition, for the CU- k_t , the lower bounds of achievable rates of s_c and s_{k_t} are respectively given by $R_{\text{c},k_t}^{\text{bs}} \geq \log_2(1 + \gamma_{\text{c},k_t}^{\text{bs}})$, $R_{k_t}^{\text{bs}} \geq \log_2(1 + \gamma_{k_t}^{\text{bs}})$, where $\gamma_{\text{c},k_t}^{\text{bs}} \triangleq \frac{|\mathbf{h}_{k_t}^H \mathbf{p}_c|^2}{l}$, $\gamma_{k_t}^{\text{bs}} \triangleq \frac{|\mathbf{h}_{k_t}^H \mathbf{p}_{k_t}|^2}{l - |\mathbf{h}_{k_t}^H \mathbf{p}_{k_t}|^2}$ is satisfied. It corresponds to the cellular-common rate as $R_c^{\text{bs}} = \min_{k_t \in \mathcal{K}_t} R_{\text{c},k_t}^{\text{bs}} = \sum_{k_t=1}^{K_t} C_{k_t}^{\text{bs}}$, where $C_{k_t}^{\text{bs}}$ is the CU- k_t 's portion of cellular-common rate. Then, the total achievable rate for the n_s -th beam and CU- k_t are formulated as

$$R_{\text{tot},n_s}^{\text{sat}} = C_{n_s}^{\text{spc}} + C_{\text{sc},n_s}^{\text{sat}} + \min_{i \in \mathcal{G}_{n_s}} R_i^{\text{sat}}, \quad R_{\text{tot},k_t}^{\text{bs}} = C_{k_t}^{\text{bs}} + R_{k_t}^{\text{bs}}, \quad (5)$$

where \mathcal{G}_{n_s} denotes the set of SUs within the n_s -th beam.

III. THE PROPOSED SCHEME

Our objective is to maximize the minimum rate of all users in the coordinated ISTN as the following problem \mathcal{P}_1 .

$$\mathcal{P}_1 : \quad \max_{\mathbf{W}, \mathbf{P}, \mathbf{c}^{\text{spc}}, \mathbf{c}_{\text{sc}}^{\text{sat}}, \mathbf{c}^{\text{bs}}} \min_{n_s \in \mathcal{N}_s, k_t \in \mathcal{K}_t} \{R_{\text{tot},k_t}^{\text{bs}}, R_{\text{tot},n_s}^{\text{sat}}\} \quad (6)$$

$$\text{s.t.} \quad R_{\text{spc},k_s}^{\text{sat}} \geq \sum_{j=1}^{N_s} C_j^{\text{spc}}, \quad R_{\text{spc},k_t}^{\text{bs}} \geq \sum_{j=1}^{N_s} C_j^{\text{spc}}, \quad (7)$$

$$R_{\text{sc},k_s}^{\text{sat}} \geq \sum_{j=1}^{N_s} C_{\text{sc},j}^{\text{sat}}, \quad R_{\text{c},k_t}^{\text{bs}} \geq \sum_{j=1}^{K_t} C_j^{\text{bs}}, \quad (8)$$

$$C_{n_s}^{\text{spc}} \geq 0, \quad C_{\text{sc},n_s}^{\text{sat}} \geq 0, \quad C_{k_t}^{\text{bs}} \geq 0, \quad (9)$$

$$\text{tr}(\mathbf{P}\mathbf{P}^H) \leq P_t, \quad (\mathbf{W}\mathbf{W}^H)_{n_s, n_s} \leq \frac{P_s}{N_s}, \quad (10)$$

where $\mathbf{c}^{\text{spc}} = [C_1^{\text{spc}}, \dots, C_{N_s}^{\text{spc}}]^T$, $\mathbf{c}_{\text{sc}}^{\text{sat}} = [C_{1,\text{sc}}^{\text{sat}}, \dots, C_{N_s,\text{sc}}^{\text{sat}}]^T$, $\mathbf{c}^{\text{bs}} = [C_1^{\text{bs}}, \dots, C_{K_t}^{\text{bs}}]^T$. (7) and (8) ensure that m_{spc} , m_{sc} , and s_c can be decoded by their intended users. (9) represents that each

portion of common rate is non-negative. (10) implies the power budget/per-feed power budget at BS/satellite. To convexify, we first rewrite \mathcal{P}_1 to apply SCA method [11] as

$$\mathcal{P}_2 : \quad \max_{\mathbf{W}, \mathbf{P}, \mathbf{c}^{\text{spc}}, \mathbf{c}_{\text{SC}}^{\text{sat}}, \mathbf{c}^{\text{bs}}, q, \alpha, \mathbf{r}} \quad q \quad (11)$$

$$\text{s.t.} \quad C_{n_s}^{\text{spc}} + C_{\text{SC}, n_s}^{\text{sat}} + r_{k_s} \geq q, \quad \forall k_s \in \mathcal{G}_{n_s}, \quad (12)$$

$$C_{k_t}^{\text{bs}} + \alpha_{k_t} \geq q, \quad \forall k_t \in \mathcal{K}_t, \quad (13)$$

$$R_{k_s}^{\text{sat}} \geq r_{k_s}, \quad R_{k_t}^{\text{bs}} \geq \alpha_{k_t}, \quad \forall k_s \in \mathcal{K}_s, \quad \forall k_t \in \mathcal{K}_t, \quad (14)$$

$$(7) - (10),$$

where q , $\alpha = [\alpha_1, \dots, \alpha_{K_t}]^T$, and $\mathbf{r} = [r_1, \dots, r_{K_s}]^T$ are some auxiliary variables. Furthermore, it can be rewritten by

$$\mathcal{P}_3 : \quad \max_{\mathbf{W}, \mathbf{P}, \mathbf{c}_{\text{SPC}}, \mathbf{c}_{\text{SC}}^{\text{sat}}, \mathbf{c}^{\text{bs}}, q, \alpha, \mathbf{r}, \mathbf{a}, \mathbf{a}_{\text{SPC}}, \mathbf{a}_{\text{C}}, \mathbf{b}, \mathbf{b}_{\text{SPC}}, \mathbf{b}_{\text{SC}}} \quad q \quad (15)$$

$$\text{s.t.} \quad \ln(1 + a_{\text{SPC}, k_t}) \geq \sum_{j=1}^{N_s} C_j^{\text{spc}} \ln 2, \quad (16)$$

$$\gamma_{\text{SPC}, k_t}^{\text{bs}} \geq a_{\text{SPC}, k_t}, \quad (17)$$

$$\ln(1 + b_{\text{SPC}, k_s}) \geq \sum_{j=1}^{N_s} C_j^{\text{spc}} \ln 2, \quad (18)$$

$$\gamma_{\text{SPC}, k_s}^{\text{sat}} \geq b_{\text{SPC}, k_s}, \quad (19)$$

$$\ln(1 + a_{\text{C}, k_t}) \geq \sum_{j=1}^{K_t} C_j^{\text{bs}} \ln 2, \quad \gamma_{\text{C}, k_t}^{\text{bs}} \geq a_{\text{C}, k_t}, \quad (20)$$

$$\ln(1 + b_{\text{SC}, k_s}) \geq \sum_{j=1}^{N_s} C_{\text{SC}, j}^{\text{sat}} \ln 2, \quad \gamma_{\text{SC}, k_s}^{\text{sat}} \geq b_{\text{SC}, k_s}, \quad (21)$$

$$\ln(1 + a_{k_t}) \geq \alpha_{k_t} \ln 2, \quad \gamma_{k_t}^{\text{bs}} \geq a_{k_t}, \quad (22)$$

$$\ln(1 + b_{k_s}) \geq r_{k_s} \ln 2, \quad \gamma_{k_s}^{\text{sat}} \geq b_{k_s}, \quad (23)$$

$$(9), (10), (12), (13),$$

for all $k_s \in \mathcal{K}_s$ and $k_t \in \mathcal{K}_t$, where $\mathbf{a} = [a_1, \dots, a_{K_t}]^T$, $\mathbf{a}_{\text{SPC}} = [a_{\text{SPC}, 1}, \dots, a_{\text{SPC}, K_t}]^T$, $\mathbf{a}_{\text{C}} = [a_{\text{C}, 1}, \dots, a_{\text{C}, K_t}]^T$, $\mathbf{b} = [b_1, \dots, b_{K_s}]^T$, $\mathbf{b}_{\text{SPC}} = [b_{\text{SPC}, 1}, \dots, b_{\text{SPC}, K_s}]^T$, $\mathbf{b}_{\text{SC}} = [b_{\text{SC}, 1}, \dots, b_{\text{SC}, K_s}]^T$ are

further introduced auxiliary variables. The constraint (17) can be expanded by

$$|\mathbf{h}_{k_t}^H \mathbf{p}_c|^2 + l \leq \frac{|\hat{\mathbf{z}}_{k_t}^H \mathbf{w}_{\text{spc}}|^2}{a_{\text{spc},k_t}}. \quad (24)$$

To use the SCA method, the RHS term $\frac{|\hat{\mathbf{z}}_{k_t}^H \mathbf{w}_{\text{spc}}|^2}{a_{\text{spc},k_t}}$ can be approximated and lower-bounded by first-order Taylor series expansion around the point $(\mathbf{w}_{\text{spc}}^{[n]}, a_{\text{spc},k_t}^{[n]})$ as

$$\begin{aligned} \frac{|\hat{\mathbf{z}}_{k_t}^H \mathbf{w}_{\text{spc}}|^2}{a_{\text{spc},k_t}} &\geq \frac{2\text{Re}[\mathbf{w}_{\text{spc}}^{[n]H} \hat{\mathbf{z}}_{k_t} \hat{\mathbf{z}}_{k_t}^H \mathbf{w}_{\text{spc}}]}{a_{\text{spc},k_t}^{[n]}} - \frac{\mathbf{w}_{\text{spc}}^{[n]H} \hat{\mathbf{z}}_{k_t} \hat{\mathbf{z}}_{k_t}^H \mathbf{w}_{\text{spc}}^{[n]}}{(a_{\text{spc},k_t}^{[n]})^2} a_{\text{spc},k_t} \\ &\triangleq \hat{f}_1(\mathbf{w}_{\text{spc}}, a_{\text{spc},k_t}; \mathbf{w}_{\text{spc}}^{[n]}, a_{\text{spc},k_t}^{[n]}), \end{aligned} \quad (25)$$

where the n denotes the n -th SCA iteration. Then, the constraint (24) can be near equivalently approximated by

$$|\mathbf{h}_{k_t}^H \mathbf{p}_c|^2 + l \leq \hat{f}_1(\mathbf{w}_{\text{spc}}, a_{\text{spc},k_t}; \mathbf{w}_{\text{spc}}^{[n]}, a_{\text{spc},k_t}^{[n]}), \quad (26)$$

which is a convex form. Likewise, the constraint (19) can be convexified as

$$|\hat{\mathbf{f}}_{k_s}^H \mathbf{w}_{\text{sc}}|^2 + g \leq \hat{f}_2(\mathbf{w}_{\text{spc}}, b_{\text{spc},k_s}; \mathbf{w}_{\text{spc}}^{[n]}, b_{k_s}^{[n]}), \quad (27)$$

where $\hat{f}_2(\mathbf{w}_{\text{spc}}, b_{\text{spc},k_s}; \mathbf{w}_{\text{spc}}^{[n]}, b_{\text{spc},k_s}^{[n]}) \triangleq \frac{2\text{Re}[\mathbf{w}_{\text{spc}}^{[n]H} \hat{\mathbf{f}}_{k_s} \hat{\mathbf{f}}_{k_s}^H \mathbf{w}_{\text{spc}}]}{b_{\text{spc},k_s}^{[n]}} - \frac{\mathbf{w}_{\text{spc}}^{[n]H} \hat{\mathbf{f}}_{k_s} \hat{\mathbf{f}}_{k_s}^H \mathbf{w}_{\text{spc}}^{[n]}}{(b_{\text{spc},k_s}^{[n]})^2} b_{\text{spc},k_s}$ holds. In the constraint of (16), as the log term is a general non-linear convex program, it can lead to the high overhead of per-iteration computation in the CVX toolbox. To alleviate the computational complexity, we equivalently reformulate it into a second-order cone (SOC) constraint as described in [11], which is

$$\| [a_{\text{spc},k_t} + \sum_{j=1}^{N_s} C_j^{\text{spc}} \log 2 - v_{\text{spc},k_t}^{[n]} \quad 2\sqrt{u_{\text{spc},k_t}^{[n]}}] \|_2 \leq a_{\text{spc},k_t} - \sum_{j=1}^{N_s} C_j^{\text{spc}} \log 2 + v_{\text{spc},k_t}^{[n]}, \quad (28)$$

where $v_{\text{spc},k_t}^{[n]} = \frac{a_{\text{spc},k_t}^{[n]}}{a_{\text{spc},k_t}^{[n]} + 1} + \ln(a_{\text{spc},k_t}^{[n]} + 1)$, $u_{\text{spc},k_t}^{[n]} = \frac{(a_{\text{spc},k_t}^{[n]})^2}{a_{\text{spc},k_t}^{[n]} + 1}$ holds. Similarly, the constraint (18) can be reformulated by

$$\| [b_{\text{spc},k_s} + \sum_{j=1}^{N_s} C_j^{\text{spc}} \log 2 - \bar{v}_{\text{spc},k_s}^{[n]} \quad 2\sqrt{\bar{u}_{\text{spc},k_s}^{[n]}}] \|_2 \leq b_{\text{spc},k_s} - \sum_{j=1}^{N_s} C_j^{\text{spc}} \log 2 + \bar{v}_{\text{spc},k_s}^{[n]}, \quad (29)$$

where $\bar{v}_{\text{spc},k_s}^{[n]} = \frac{b_{\text{spc},k_s}^{[n]}}{b_{\text{spc},k_s}^{[n]}+1} + \ln(b_{\text{spc},k_s}^{[n]} + 1)$, $\bar{u}_{\text{spc},k_s}^{[n]} = \frac{(b_{\text{spc},k_s}^{[n]})^2}{b_{\text{spc},k_s}^{[n]}+1}$. Other constraints (20) - (23) also can be approximated into convex and SoC constraints as described in [11], then the problem \mathcal{P}_3 can be reformulated into convex and computational efficient problem formulation.²

Remark 1 (Difference with hierarchical rate splitting [19]): *In hierarchical rate splitting (HRS), there are private messages intended for each user and two kinds of common messages, namely an outer-tier common message and an inner-tier common message, that can be decoded by all users and by a subset of users, respectively. Our proposed framework is similar to the HRS scheme in the sense that the two-layer SIC is needed to decode the different levels of the common messages. Nevertheless, the proposed framework fundamentally differs from HRS because the transmitted data information for all users is shared at the transmitter in the HRS (particularly suited to multi-antenna broadcast channels), while it is not exchanged between the satellite and terrestrial BS in our system model. In addition, as we consider the multibeam multicast transmission scenario in the satellite network, the intra-beam interference does not exist in our scenario, while it is considered in the HRS and managed by the inner-tier common message. For these reasons, the existing HRS is not directly applicable to our scenario.*

IV. NUMERICAL RESULTS

In this section, the performance of our proposed framework is evaluated through numerical simulation, compared with conventional RSMA, SDMA, OMA schemes. The simulation parameters are provided in Table I. In Fig. 2 and Fig. 3, the label “sRSMA-ISTN” refers to coordinated RSMA with the super-common message in ISTN (our proposed); the labels “RSMA-ISTN” and “SDMA-ISTN” refer to the conventional RSMA without super-common message and SDMA are employed in ISTN, respectively. The label “Adapt. RSMA-OMA” refers to an adaptive orthogonal multiple access (OMA) where the frequency band is dynamically divided into two parts (one for the satellite network and the other for the cellular network), and RSMA is separately employed in each network so as to maximize the MMF rate. The label “RSMA-OMA” and “SDMA-OMA” refer to schemes in which RSMA and SDMA are used with OMA scheme,

²As the algorithm is iterated until stopping criterion $|q^{[n]} - q^{[n-1]}| < 10^{-4}$, the objective function value q monotonically increases and it is bounded above by the power budgets. Although the solution of our SCA-based algorithm is sub-optimal, it converges to the set of stationary points of problem \mathcal{P}_1 [20]. The studies for globally optimal beamforming for RSMA-based ISTN and the comparison of the results with sub-optimal solutions in this paper are left for future work.

TABLE I: Simulation Parameters

Abbreviation	Definition	Value
f_c	Frequency band (carrier frequency)	Ka (28 GHz)
B_w	Bandwidth	500 MHz
θ_{3dB}	3 dB angle	0.4°
G_{max}	Maximum beam gain	52 dBi
G_R	User terminal antenna gain	42.7 dBi
(μ, σ)	Rain fading parameters	(-3.125, 1.591)
N_s	Number of antennas at satellite	3
ρ	Number of SUs in each beam	2
N_t	Number of antennas at BS	16
K_t	Total number of CUs	3
P_s	Power budget at satellite	50 W

respectively. “4 Color-OMA” refers to an OMA scheme where the frequency band for each beam is reused with four orthogonal bands.

At first, we evaluate the MMF performance of our proposed framework versus the altitude of the satellite h_{sat} with perfect CSI assumption at the GW, i.e. $\sigma_e = 0$. The power budget at the BS P_t is fixed at 30 dBm. In Fig. 2, as the altitude gets higher, the MMF rates of all schemes decrease with the degradation of satellite channel strength. With partially decoding intra-network (within satellite network and cellular network) interference and partially treating it as noise, all of the RSMA schemes outperform SDMA schemes in all cases of frequency band usage (ISTN and OMA); moreover, the sRSMA-ISTN has a further improved MMF performance by flexible management of inter-network interference with the super-common message. In general, the performance gap between sRSMA-ISTN and RSMA-ISTN is enhanced by decreasing h_{sat} ; it becomes substantial particularly in the LEO region due to the high level of inter-network interference. Especially when the satellite is at the very low Earth orbit (VLEO) with an altitude of $h_{\text{sat}} = 300$ km, the MMF rate of sRSMA-ISTN is increased by 14.2 % than that of RSMA-ISTN. The high level of inter-network interference in the LEO region can be mitigated by assigning lots of power to the super-common message, while it is fully treated as noise in

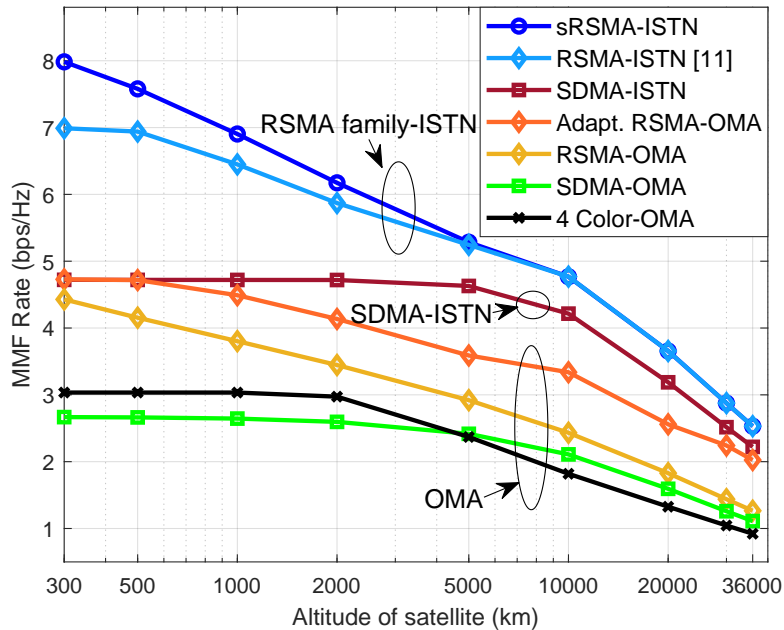


Fig. 2: MMF rate versus h_{sat} , $P_t = 30$ dBm

RSMA-ISTN.³ On the other hand, as the level of inter-network interference becomes low by increasing the h_{sat} , the power allocated to the super-common message is reduced to almost zero when the h_{sat} gets higher than 10,000 km. This makes the inter-network interference be fully treated as noise, causing the sRSMA-ISTN scheme to have MMF performance similar to the RSMA-ISTN scheme in the region with a higher altitude than 10,000 km. In OMA schemes, the frequency spectrum cannot be used more efficiently than in ISTN schemes with full frequency reuse, resulting in much worse performance. In case of Adapt. RSMA-OMA, although the frequency band is optimally divided between satellite/cellular networks with the management of the inter-beam/intra-cell interference, it has a lower performance than the ISTN-based schemes. For the scheme of 4 Color-OMA, since the inter-beam interference is alleviated, it can have a higher performance than SDMA-OMA at LEO region. As the altitude of satellite h_{sat} grows, it gets the worst performance among the schemes, since the minimum rate is obtained by the rates of SUs which are provided with much narrower frequency bands than other schemes. Furthermore, in Fig. 3, we evaluate the MMF performance versus terrestrial P_t with a fixed

³Our proposed scheme achieves a significantly improved MMF rate in the LEO regime at the cost of a bit higher computational complexity than RSMA-ISTN [11] induced by an additional layer of SIC at the receivers.

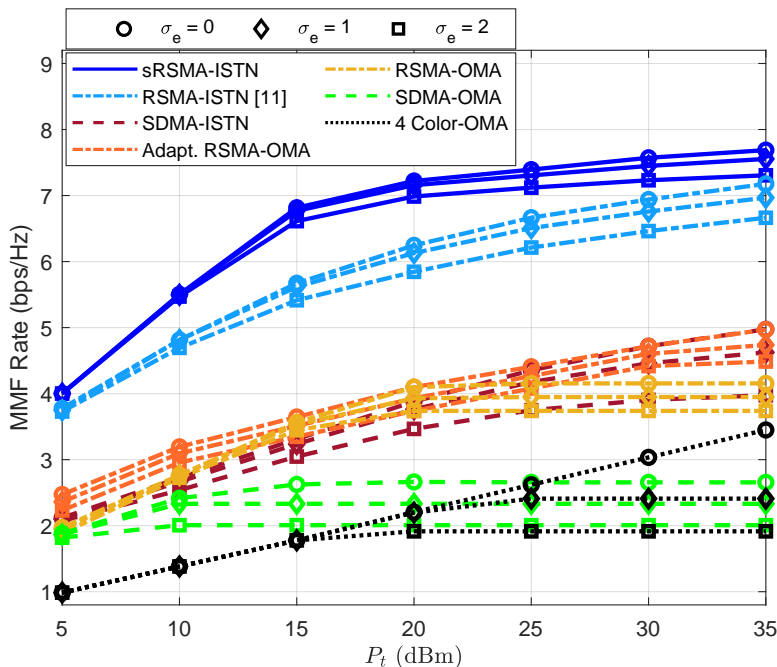


Fig. 3: MMF rate versus P_t , $h_{\text{sat}} = 500$ km

altitude of satellite $h_{\text{sat}} = 500$ km, assuming imperfect satellite CSI at the GW. Fig. 3 also shows the superiority of sRSMA-ISTN over other baseline schemes. The MMF rates of overall schemes increase gradually as P_t increases, yet they are saturated in the high P_t region due to the fixed satellite power budget P_s . The intuition behind this is that in the high P_t region, the minimum rate of all users equals the minimum rate of SUs, causing saturated performance due to the fixed satellite power budget P_s . On the other hand, for the case of perfect CSI (i.e. $\sigma_e = 0$) in the scheme of 4 Color-OMA, since the inter-beam interference is relieved, the MMF rate is determined by the minimum rate of CUs, thus it increases proportionally with P_t . We can also observe performance degradation in all schemes with increasing satellite CSI error levels. Specifically, the performance gaps among RSMA-based schemes with different levels of CSI errors are narrower than other schemes; the performance degradation of sRSMA-ISTN is much smaller than that of RSMA-ISTN in the presence of CSI errors. These decreased performance gaps show that RSMA is more robust to CSI error than SDMA and 4 Color schemes, and our proposed framework has far better robustness through the flexible management of inter-network interference by partially decoding it and partially treating it as noise.

V. CONCLUSION

In this paper, a coordinated RSMA framework with the super-common message for a coordinated ISTN has been investigated. With imperfect satellite CSI at the GW, the joint beamforming optimization problem with power budgets has been tackled, aiming to achieve the MMF among all users in the coordinated ISTN. The presented simulation results have numerically shown the superiority and satellite CSI-error robustness of our proposed framework. Thus, our proposed framework in ISTN is envisioned to fulfill ubiquitous global connectivity for next-generation wireless networks.

REFERENCES

- [1] P. Wang, J. Zhang, X. Zhang, Z. Yan, B. G. Evans, and W. Wang, "Convergence of Satellite and Terrestrial Networks: A Comprehensive Survey," *IEEE Access*, vol. 8, pp. 5550-5588, Dec. 2019.
- [2] A. I. Perez-Neira, M. A. Vazquez, M. R. B. Shankar, S. Maleki, and S. Chatzinotas, "Signal Processing for High-Throughput Satellites: Challenges in New Interference-Limited Scenarios," *IEEE Signal Process. Mag.*, vol. 36, no. 4, pp. 112-131, Jul. 2019.
- [3] B. Clerckx, Y. Mao, R. Schober, and H. V. Poor, "Rate-Splitting Unifying SDMA, OMA, NOMA, and Multicasting in MISO Broadcast Channel: A Simple Two-User Rate Analysis," *IEEE Wireless Commun. Lett.*, vol. 9, no. 3, pp. 349-353, Nov. 2019.
- [4] Y. Mao, B. Clerckx, and V. O. K. Li, "Rate-splitting multiple access for downlink communication systems: bridging, generalizing, and outperforming SDMA and NOMA," *EURASIP J. Wireless Commun. Netw.*, no. 1, p. 133, May 2018.
- [5] H. Joudeh and B. Clerckx, "Sum-Rate Maximization for Linearly Precoded Downlink Multiuser MISO Systems With Partial CSIT: A Rate-Splitting Approach," *IEEE Trans. Commun.*, vol. 64, no. 11, pp. 4847-4861, Aug. 2016.
- [6] C. Hao, Y. Wu, and B. Clerckx, "Rate Analysis of Two-Receiver MISO Broadcast Channel With Finite Rate Feedback: A Rate-Splitting Approach," *IEEE Trans. Commun.*, vol. 63, no. 9, pp. 3232-3246, Jul. 2015.
- [7] H. Joudeh and B. Clerckx, "Robust Transmission in Downlink Multiuser MISO Systems: A Rate-Splitting Approach," *IEEE Trans. Signal Process.*, vol. 64, no. 23, pp. 6227-6242, Dec. 2016.
- [8] L. Yin and B. Clerckx, "Rate-Splitting Multiple Access for Multigroup Multicast and Multibeam Satellite Systems," *IEEE Trans. Commun.*, vol. 69, no. 2, pp. 976-990, Nov. 2020.
- [9] L. Yin, O. Dizdar, and B. Clerckx, "Rate-Splitting Multiple Access for Multigroup Multicast Cellular and Satellite Communications: PHY Layer Design and Link-Level Simulations," in *Proc. IEEE Int. Conf. Commun. Workshops (ICC Workshops)*, Jun. 2021, pp. 1-6.
- [10] J. Park, B. Lee, J. Choi, H. Lee, N. Lee, S. H. Park, K. J. Lee, J. Choi, S. H. Chae, S. W. Jeon, K. S. Kwak, B. Clerckx, and W. Shin, "Rate-Splitting Multiple Access for 6G Networks: Ten Promising Scenarios and Applications," 2023, *arXiv: 2306.12978*.
- [11] L. Yin and B. Clerckx, "Rate-Splitting Multiple Access for Satellite-Terrestrial Integrated Networks: Benefits of Coordination and Cooperation," *IEEE Trans. Commun.*, vol. 22, no. 1, pp. 317-332, Jan. 2023.
- [12] O. Tervo, L. N. Trant, S. Chatzinotas, B. Ottersten, and M. Juntti, "Multigroup Multicast Beamforming and Antenna Selection with Rate-Splitting in Multicell Systems," in *Proc. IEEE Int. Workshop Signal Process. Adv. Wireless Commun. (SPAWC)*, Jun. 2018, pp. 1-5.

- [13] J. Zhang, J. Zhang, Y. Zhou, H. Ji, J. Sun, and N. Al-Dhahir, "Energy and Spectral Efficiency Tradeoff via Rate Splitting and Common Beamforming Coordination in Multicell Networks," *IEEE Trans. Commun.*, vol. 68, no. 12, pp. 7719-7731, Sep. 2020.
- [14] X. Su, L. Li, and P. Zhang, "Rate Splitting Based Robust Cooperative Transmission in Energy Cooperation Enabled Multi-Cell MISO System," in *Proc. IEEE Wireless Commun. Netw. Conf. (WCNC)*, Apr. 2019, pp. 1-5.
- [15] Y. Mao, B. Clerckx, and V. O. K. Li, "Rate-Splitting Multiple Access for Coordinated Multi-Point Joint Transmission," in *Proc. IEEE Int. Conf. Commun. Workshops (ICC Workshops)*, May 2019, pp. 1-6.
- [16] C. Gao, J. Zhang, L. Guo, K. Liu, L. Meng, and J. Sun, "Coordinated rate splitting and power allocation in energy-spectral efficiency tradeoff-based multicell networks," *Comput. Netw.*, vol. 218, Dec. 2022.
- [17] Te Han and K. Kobayashi, "A new achievable rate region for the interference channel," *IEEE Trans. Inf. Theory*, vol. 27, no. 1, pp. 49-60, Jan. 1981.
- [18] "Second generation framing structure, channel coding and modulation systems for Broadcasting, Interactive Services, News Gathering and other broadband satellite applications; Part 2; DVB-S2 Extensions (DVB-S2X)," Standard ETSI EN 302-307-2 V1.4.1, EBU, Feb. 2022.
- [19] M. Dai, B. Clerckx, D. Gesbert, and G. Caire, "A Rate Splitting Strategy for Massive MIMO With Imperfect CSIT," *IEEE Trans. Wireless Commun.*, vol. 15, no. 7, pp. 4611-4624, Jul. 2016.
- [20] B. R. Marks and G. P. Wright, "A General Inner Approximation Algorithm for Nonconvex Mathematical Programs," *Open research*, vol. 26, no. 4, pp. 681-683, 1978.