

# Maximal Volume Matrix Cross Approximation for Image Compression and Least Squares Solution

Kenneth Allen\*      Ming-Jun Lai †      Zhaiming Shen‡

October 2, 2023

## Abstract

We study the classic cross approximation of matrices based on the maximal volume submatrices. Our main results consist of an improvement of a classic estimate for matrix cross approximation and a greedy approach for finding the maximal volume submatrices. Indeed, we present a new proof of a classic estimate of the inequality with an improved constant. Also, we present a family of greedy maximal volume algorithms which improve the error bound of cross approximation of a matrix in the Chebyshev norm and also improve the computational efficiency of classic maximal volume algorithm. The proposed algorithms are shown to have theoretical guarantees of convergence. Finally, we present two applications: one is image compression and the other is least squares approximation of continuous functions. Our numerical results in the end of the paper demonstrate the effective performances of our approach.

**Key words.** Matrix Cross Approximation, Low Rank Integer Matrix, Greedy Maximal Volume Algorithm, Matrix Completion and Compression, Least Squares Approximation

**AMS subject classifications.** 65F55, 15A83, 15A23, 05C30

## 1 Introduction

Low rank matrix approximation has been one of the vital topics of research for decades. It has a wide range of applications in the areas such as collaborative filtering [2, 17], signal processing [5, 8, 9], matrix completion [7, 10, 33], data compression [15, 25], just to name a few. One obvious way to obtain such an approximation is to use singular value decomposition (SVD), which has been the most commonly used technique in low rank approximation. However, the drawbacks of SVD are that it can only express data in some abstract basis (e.g. eigenspaces) and hence may lose the interpretability of the physical meaning of the rows and columns of a matrix. Also the computation of eigen-decomposition of matrices can be burdensome for large-scale problems.

It is also common to use the low rankness for compressing images. For example, if a black-and-white image is of rank 1, we only need to use one column and one row to represent this image instead of using the entire image. Although one can use SVD to reduce a matrix into small blocks, the integer property of the image will lose. That is, the decomposed image is no longer of integer entries which will take more bits for an encoder to compress it. It is desired to have a low rank integer matrix to

---

\*kenneth.allen@uga.edu. Department of Mathematics, University of Georgia, Athens, GA 30602

†mjlai@uga.edu. Department of Mathematics, University of Georgia, Athens, GA 30602. This author is supported by the Simons Foundation Collaboration Grant #864439.

‡zhaiming.shen@uga.edu. Department of Mathematics, University of Georgia, Athens, GA 30602.

approximate an integer image. One way to do it is to use the so-called matrix cross approximation as explained in this paper.

Another application of the matrix cross approximation is to solve the least squares approximation problem which is commonly encountered in practice. More precisely, let us say we need to solve the following least squares problem:

$$\min_{\mathbf{x}} \|\mathbf{A}\mathbf{x} - \mathbf{b}\|_2 \quad (1)$$

for a given matrix  $A$  of size  $m \times n$  and the right-hand side  $\mathbf{b}$ . When  $m \gg n$  is very large and/or the singular value  $\sigma_n(A) \approx 0$ , one way to simplify the computation is to approximate  $A$  by its cross approximation and then solve a much smaller size least squares problem or a better conditioned least squares problem. This technique is particularly useful when we deal with multiple least squares tasks with same data matrix and different response vectors. It helps to speed up the computation without sacrificing the interpretability of least squares parameters.

Let us recall the cross approximation as follows. Given a matrix  $A \in \mathbb{R}^{m \times n}$ , letting  $I = \{i_1, \dots, i_k\}$  and  $J = \{j_1, \dots, j_k\}$  be the row and column indices, we denote by  $A_{I,:}$  the all the rows of  $A$  with row indices in  $I$  and  $A_{:,J}$  the all the columns of  $A$  with column indices in  $J$ . Assume that the submatrix  $A_{I;J}$  situated on rows  $I$  and columns  $J$  is nonsingular. Then

$$A_{:,J}A_{I;J}^{-1}A_{I,:} \approx A \quad (2)$$

is called a skeleton or cross approximation of  $A$ . The left-hand side of (2) is also called CUR decomposition in the literature. Note that if  $\#(I) = \#(J) = 1$ , it is the classic skeleton approximation. There is a plenty of study on the cross approximation and CUR decomposition of matrices. See [16], [18], [19], [20], [21], [23], [26], [28], and the literature therein. The study is also generalized to the setting of tensors. See, e.g. [6], [27] and [29].

There are different strategies to obtain such an approximations or decomposition in the literature. These include volume optimization [18, 19, 20], random sampling [7, 22], leverage scores computing [4, 13, 26], and empirical interpolation [11, 14, 32]. The approach we will be focusing on falls into the first category.

To state the main results in the paper, let us recall the definition of Chebeshev norm. For any matrix  $A = [a_{ij}]_{1 \leq i \leq m, 1 \leq j \leq n}$ ,  $\|A\|_C = \max_{i,j} |a_{ij}|$  is called Chebyshev norm for matrix  $A$ . Also, the volume of a square matrix  $A$  is just the absolute value of the determinant of  $A$ . We start with an error estimate of the matrix cross approximation from [20].

**Theorem 1 (cf. [20])** *Let  $A$  be a matrix of size  $m \times n$ . Fix  $r \in [1, \min\{m, n\})$ . Suppose that  $I \subset \{1, \dots, m\}$  with  $\#(I) = r$  and  $J \subset \{1, \dots, n\}$  with  $\#(J) = r$  such that  $A_{I;J}$  has the maximal volume among all  $r \times r$  submatrices of  $A$ . Then the Chebyshev norm of the residual matrix satisfies the following estimate:*

$$\|A - A_r\|_C \leq (r + 1)\sigma_{r+1}(A), \quad (3)$$

where  $A_r = A_{:,J}A_{I;J}^{-1}A_{I,:}$  is the  $r$ -cross approximation of  $A$ ,  $\sigma_{r+1}(A)$  is the  $(r + 1)^{th}$  singular value of  $A$ .

The above result was established in [20] by using the properties of polynomial interpolation. We are very interested in giving another proof by using properties of matrices and a recent result about the determinant of matrix (cf. [16]). It turns out that we are able to establish a similar estimate in (3) and in fact, we are able to improve this error bound from (3) to (10). It is clear that a submatrix with the maximal volume as described in Theorem 1 is hard to find. There are a few algorithms available in the literature. In this paper, we propose a family of greedy algorithms to speed up the computation of submatrices with the maximal volume which has a theoretical guarantee of convergence. Finally in

the paper, we present two new applications: one is for image compression and one is for least squares approximation. Indeed, when  $A$  is an image with integer entries, one can encode  $A_{I,:}$ ,  $A_{:,J}$  instead of the entire image  $A$  to send/store the image. After received integer matrices  $A_{I,:}$  and  $A_{:,J}$ , one can decode them and compute according to the left-hand side of (2) which will be a good approximation of  $A$  if  $I$  and  $J$  are appropriately chosen. We shall present a family of greedy algorithms for fast computing the maximal volume of submatrices of  $A$  for finding these row and column indices  $I$  and  $J$ . Their convergences and numerical performances will also be discussed in a later section.

Next we consider a least squares problem of large size in (1) with matrix  $A$  which may not be full rank, i.e.  $\sigma_n(A) = 0$ . If  $\sigma_{r+1}(A) \approx 0$  for  $r + 1 \leq n$  while  $\sigma_r(A)$  is large enough, we can use the matrix cross approximation  $A_{:,J}A_{I,J}^{-1}A_{I,:}$  to approximate  $A$  with  $\#(I) = \#(J) = r$ . Then the least squares problem of large size can be solved by finding

$$\min_{\hat{\mathbf{x}}} \|A_{:,J}A_{I,J}^{-1}A_{I,:}\hat{\mathbf{x}} - \mathbf{b}\|_2. \quad (4)$$

Note that letting  $\hat{\mathbf{x}}$  be the new least squares solution, it is easy to see

$$\|A_{:,J}A_{I,J}^{-1}A_{I,:}\hat{\mathbf{x}} - \mathbf{b}\|_2 \leq \|A\mathbf{x}_b - \mathbf{b}\|_2 + \|(A_{:,J}A_{I,J}^{-1}A_{I,:} - A)\mathbf{x}_b\|_2, \quad (5)$$

where  $\mathbf{x}_b$  is the original least squares solution. The first term on the right-hand side is the norm of the standard least squares residual vector while the second term is nicely bounded above if  $A_{:,J}A_{I,J}^{-1}A_{I,:}$  is a good approximation of  $A$ , i.e.,  $\sigma_{r+1}(A) \approx 0$ . We shall discuss more towards this aspect in section 5.

## 2 Improved Error Bounds

We now see that the cross approximation of matrix is useful and the approximation in (3) is very crucial. It is important to improve its estimate. Let us recall the following results to explain the cross decomposition, i.e., an estimate of the residual matrix  $E = A - A_{:,J}A_{I,J}^{-1}A_{I,:}$ .

For  $I = [i_1, \dots, i_r]$  and  $J = [j_1, \dots, j_r]$ , let

$$\mathcal{E}_{ij} = \begin{bmatrix} A_{ij} & A_{i,j_1} & \cdots & A_{i,j_k} \\ A_{i_1,j} & A_{i_1,j_1} & \cdots & A_{i_1,j_k} \\ \vdots & \vdots & \ddots & \vdots \\ A_{i_k,j} & A_{i_k,j_1} & \cdots & A_{i_k,j_k} \end{bmatrix} \quad (6)$$

for all  $i = 1, \dots, m$  and  $j = 1, \dots, n$ . The researchers in [16] proved the following.

**Theorem 2 (cf. [16])** *Let*

$$E = A - A_{:,J}A_{I,J}^{-1}A_{I,:} \quad (7)$$

*Then each entry  $E_{ij}$  of  $E$  is given by*

$$E_{ij} = \frac{\det \mathcal{E}_{ij}}{\det A_{I,J}} \quad (8)$$

*for all  $i = 1, \dots, m$  and  $j = 1, \dots, n$ .*

Notice that  $\mathcal{E}_{ij} = 0$  for all  $i \in I$  and for all  $j \in J$ . That is, the entries of  $E$  are all zero except for  $(i, j)$ ,  $i \notin I$  and  $j \notin J$ . Since the SVD approximation is optimal, it is easy to see that a cross approximation of a matrix is not as good as using SVD in Frobenius norm. However, some cross approximations can be as good as using SVD if  $A_{I,J}$  has a maximal volume which is defined by

$$\text{vol}(A) = \sqrt{\det(AA^*)} \quad (9)$$

for any matrix  $A$  of size  $m \times n$  with  $m \leq n$ . Note that the concept of the volume of a matrix defined in this paper is slightly different from the one in [3], [30], and [31]. In the literature mentioned previously, the volume is the product of all singular values of the matrix  $A$ . However, the value of volumes in the two definition is the same. The researchers in [30], and [31] used the concept of the maximal volume to reveal the rank of a matrix.

We turn our interest to matrix approximation. The estimate in (3) will be improved in this paper as follows.

**Theorem 3** *Under the assumption in Theorem 1, we have the following estimate:*

$$\|A - A_r\|_C \leq \frac{(r+1)}{\sqrt{1 + \frac{r\sigma_{r+1}^2(A)}{(r+1)\|A\|_2^2}}} \sigma_{r+1}(A). \quad (10)$$

It is easy to see that the estimate in (10) is slightly better than (3). For example, in the principle component analysis (PCA), a matrix may have a big leading singular value while the rest of singular values are very small, that is,  $\sigma_1(A) \gg \sigma_k(A), k \geq 2$ . For a matrix  $A$ , say  $\sigma_2(A)$  is only half of  $\sigma_1(A)$ . Using the cross approximation with  $r = 1$ , the estimate on the right-hand side of (10) is about  $1.886\sigma_2(A)$ , while the estimate on the right-hand side of (3) is  $2\sigma_2(A)$ . Note that the computation of the cross approximation when  $r = 1$  is extremely simple which is an advantage over the standard PCA, the latter requires power method to find the leading singular value and two singular vectors.

From the result above, we can see  $A_r = A_{:,J}A_{I,J}^{-1}A_{I,:}$  is a good approximation of  $A$  similar to the SVD approximation of  $A$  when  $A_{I,J}$  is a maximal volume submatrix and the rank  $r$  is not too big. However, finding  $A_{I,J}$  is not trivial when  $r > 1$ , although it is easy to see that a maximal volume submatrix  $A_{I,J}$  always exists since there are finitely many submatrices of size  $r \times r$  in  $A$  of size  $n \times n$ . As  $n \gg 1$ , the total number of choices of submatrices of size  $r \times r$  increases combinatorially large. Computing the  $A_{I,J}$  is an NP hard problem (cf. [12]). To help find such indices  $I$  and  $J$ , the following concept of dominant matrices is introduced according to the literature (cf. [19, 20, 28]).

**Definition 1** *Let  $A_\square$  be a  $r \times r$  nonsingular submatrix of the given rectangular  $n \times r$  matrix  $A$ , where  $n > r$ .  $A_\square$  is dominant if all the entries of  $AA_\square^{-1}$  are not greater than 1 in modulus.*

Two basic results on dominant matrices can be found in [19].

**Lemma 1** *For  $n \times r$  matrix  $A$ , a maximum volume  $r \times r$  submatrix  $A_\diamond$  is dominant.*

On the other hand, a dominant matrix is not too far away from the maximal volume matrix  $A_\diamond$  when  $r > 0$  as shown in the following.

**Lemma 2** *For any  $n \times r$  matrix  $A$  with full rank, we have*

$$|\det(A_\square)| \geq |\det(A_\diamond)|/r^{r/2} \quad (11)$$

for all dominant  $r \times r$  submatrices  $A_\square$  of  $A$ , where  $A_\diamond$  is a submatrix of  $r \times r$  with maximal volume.

We shall use a dominant matrix to replace the maximal volume matrix  $A_\diamond$ . In fact, in [20], the researchers showed that if  $A_{I,J}$  is a good approximation of  $A_\diamond$  with  $\det(A_{I,J}) = \nu \det(A_\diamond)$  with  $\nu \in (0, 1)$ , then

$$|A - A_{:,J}A_{I,J}^{-1}A_{I,:}|_\infty \leq \frac{1}{\nu}(r+1)\sigma_{r+1}(A). \quad (12)$$

Our proof of Theorem 3 can yield the following

**Theorem 4** Suppose that  $A_{I,J}$  is a dominant matrix satisfying  $|\det(A_{I,J})| = \nu|\det(A_\diamond)|$  with  $\nu \in (0, 1]$ . Then using the dominant matrix  $A_{I,J}$  to form the cross approximation  $A_r$ , we have

$$\|A - A_r\|_C \leq \frac{(r+1)}{\nu \sqrt{1 + \frac{r\sigma_{r+1}^2(A)\nu^2}{(r+1)\|A\|_2^2}}} \sigma_{r+1}(A). \quad (13)$$

The proofs of Theorems 3 and 4 will be given in the next section. In addition to the introduction of dominant submatrix, the researchers in [19] also explained a computational approach called maximal volume (maxvol) algorithm and several improvements of the algorithm were studied.

### 3 Proof of Theorems 3 and 4

Let us begin with some elementary properties of the Chebyshev norm of matrices. Recall that for any matrix  $A$  of size  $(r+1) \times (r+1)$ , we have  $\|A\|_F = \sqrt{\sum_{i=1}^{r+1} \sigma_i^2(A)}$ . Hence,

$$\|A\|_F \geq \sqrt{r+1} \sigma_{r+1}(A) \quad \text{and} \quad \|A\|_F \leq \sqrt{r+1} \sigma_1(A). \quad (14)$$

On the other hand,  $\|A\|_2 \leq \|A\|_F \leq \sqrt{(r+1)^2 \|A\|_C^2} = (r+1)\|A\|_C$ . It follows that

**Lemma 3** For any matrix  $A$  of size  $m \times n$ ,

$$\sigma_1(A) \leq (r+1)\|A\|_C \quad \text{and} \quad \sigma_{r+1}(A) \leq \sqrt{r+1}\|A\|_C \quad (15)$$

Let us first prove Theorem 3.

*Proof.* [Proof of Theorem 3] From (8), we see that

$$\|E\|_C = \max_{i,j} \frac{|\det(\mathcal{E}_{ij})|}{|\det(A_{I,J})|}. \quad (16)$$

We first note that the determinant  $\det(\mathcal{E}_{ij})$  can be easily found. Indeed, let us recall the following *Schur determinant identity*:

**Lemma 4** Let  $A, B, C$ , and  $D$  be block sub-matrices of  $M$  with  $A$  invertible. Then

$$\det\left(\begin{bmatrix} A & B \\ C & D \end{bmatrix}\right) = \det(A)\det(D - CA^{-1}B).$$

In particular, when  $A$  is an  $r \times r$ ,  $B$  and  $C$  are vectors, and  $D$  is a scalar,

$$\det\left(\begin{bmatrix} A & B \\ C & D \end{bmatrix}\right) = (D - CA^{-1}B)\det(A).$$

*Proof.* Note that  $\begin{bmatrix} A & B \\ C & D \end{bmatrix} = \begin{bmatrix} A & 0 \\ C & I \end{bmatrix} \begin{bmatrix} I & A^{-1}B \\ 0 & D - CA^{-1}B \end{bmatrix}$ . Taking the determinant we get the desired result.  $\square$

By using Lemma 4 and (6), we have

$$\|E\|_C = \max_{i,j} |\det(A_{ij} - A_{I,j}^\top A_{I,J}^{-1} A_{i,J})| = \max_{i,j} |A_{ij} - A_{I,j}^\top A_{I,J}^{-1} A_{i,J}|. \quad (17)$$

Next we need to estimate the right-hand side of (17) when  $|\det(A_{I,J})|$  is largest. To do so, we consider  $\mathcal{E}_{ij}^{-1}$ . Then it can be written as

$$\mathcal{E}_{ij}^{-1} = \frac{1}{\det(\mathcal{E}_{ij})} [\mathcal{E}_{ij}^*],$$

where  $\mathcal{E}_{ij}^*$  stands for the cofactors matrix of  $\mathcal{E}_{ij}$ . It is easy to see that  $\|\mathcal{E}_{ij}^{-1}\|_C = |\det(A_{I,J})|/|\det(\mathcal{E}_{ij})|$  by the definition of the cofactors matrix and the  $\det(A_{I,J})$  is the largest. By using Lemma 4, we have

$$\|\mathcal{E}_{ij}^{-1}\|_C = \frac{1}{|A_{ij} - A_{I,j}^\top A_{I,J}^{-1} A_{i,J}|}. \quad (18)$$

Next recall that for any matrix  $A$  of size  $(r+1) \times (r+1)$ , we have  $\|A\|_F = \sqrt{\sum_{i=1}^{r+1} \sigma_i^2(A)}$  and hence,

$$\|A\|_F \geq \sqrt{r+1} \sigma_{r+1}(A) \text{ and } \|A\|_F \leq \sqrt{r+1} \sigma_1(A). \quad (19)$$

On the other hand,  $\|A\|_2 \leq \|A\|_F \leq \sqrt{(r+1)^2 \|A\|_C^2} = (r+1) \|A\|_C$ . It follows

$$\sigma_1(A) \leq (r+1) \|A\|_C \text{ and } \sigma_{r+1}(A) \leq \sqrt{r+1} \|A\|_C. \quad (20)$$

Furthermore, we have

**Theorem 5** *Let  $B$  be a matrix of size  $m \times n$  with singular values  $s_1 \geq s_2 \geq \dots \geq s_m$  and let  $C = AB$  with singular values  $t_1 \geq \dots \geq t_m$ . Then*

$$t_i \leq s_i \|A\|_2, \quad i = 1, \dots, n$$

*Proof.* Consider the eigenvalues of  $C^\top C = B^\top A^\top AB$ . Let  $A^\top A = Q \Sigma^2 Q^\top$  be the spectral decomposition of  $A^\top A$ . Let  $D = Q(\|A\|_2^2 I - \Sigma^2) Q^\top$ . Then  $D$  is positive semi-definite. Since  $D = \|A\|_2^2 I - A^\top A$ , we have

$$\|A\|_2^2 B^\top B = B^\top (A^\top A + D) B = C^\top C + B^\top D B \geq C^\top C.$$

It follows that the eigenvalue  $t_i^2$  of  $C^\top C$  is less than or equal to  $\|A\|_2^2 s_i^2$  for each  $i$ .  $\square$

As  $I_{r+1} = \mathcal{E}_{ij} \mathcal{E}_{ij}^{-1}$ , we use Theorem 5 to get

$$1 \leq \sigma_{r+1}(\mathcal{E}_{ij}) \|\mathcal{E}_{ij}^{-1}\|_2 \leq \sigma_{r+1}(\mathcal{E}_{ij}) \|\mathcal{E}_{ij}^{-1}\|_F \leq \sigma_{r+1}(\mathcal{E}_{ij}) (r+1) \|\mathcal{E}_{ij}^{-1}\|_C. \quad (21)$$

It follows

$$\frac{1}{\|\mathcal{E}_{ij}^{-1}\|_C} \leq (r+1) \sigma_{r+1}(\mathcal{E}_{ij})$$

Combining with the result in (18), we have

$$|A_{ij} - A_{I,j}^\top A_{I,J}^{-1} A_{i,J}| \leq (r+1) \sigma_{r+1}(\mathcal{E}_{ij}).$$

Using (17), we finish a proof of Theorem 1 since  $\sigma_{r+1}(\mathcal{E}_{ij}) \leq \sigma_{r+1}(A)$ .

Again, since  $I_{r+1} = \mathcal{E}_{ij}\mathcal{E}_{ij}^{-1}$ , we use Theorem 5 to get

$$\begin{aligned} 1 &\leq \sigma_{r+1}(\mathcal{E}_{ij})\|\mathcal{E}_{ij}^{-1}\|_2 = \sigma_{r+1}(\mathcal{E}_{ij})\|\mathcal{E}_{ij}^{-1}\|_F \sqrt{1 - \frac{\sum_{k=2}^{r+1} \sigma_k^2(\mathcal{E}_{ij}^{-1})}{\sum_{k=1}^{r+1} \sigma_k^2(\mathcal{E}_{ij}^{-1})}} \\ &\leq \sigma_{r+1}(A)(r+1)\|\mathcal{E}_{ij}^{-1}\|_C \sqrt{1 - \frac{r\sigma_{r+1}^2(\mathcal{E}_{ij}^{-1})}{(r+1)\sigma_1^2(\mathcal{E}_{ij}^{-1})}}. \end{aligned} \quad (22)$$

We now estimate  $\sigma_k(\mathcal{E}_{ij}^{-1})$  for  $k = 1, r+1$ . For convenience, let us write  $L = \mathcal{E}_{ij}^{-1}$  and  $\sigma_1(L) = \max \sqrt{\lambda_i(L^\top L)}$  and  $\sigma_{r+1}(L) = \min \sqrt{\lambda_i(L^\top L)}$ , where  $\lambda_i(L^\top L)$  is the  $i$ th eigenvalue of  $L^\top L$ . As  $L$  is invertible in this case and  $L^\top L$  is symmetric, we have

$$\sigma_1(L) = \frac{1}{\min \sqrt{\lambda_i((L^\top L)^{-1})}} \quad \text{and} \quad \sigma_{r+1}(L) = \frac{1}{\max \sqrt{\lambda_i((L^\top L)^{-1})}}.$$

Since  $L^{-1} = \mathcal{E}_{ij}$ , we have

$$\sigma_1(L) = \frac{1}{\sigma_{r+1}(\mathcal{E}_{ij})} \quad \text{and} \quad \sigma_{r+1}(L) = \frac{1}{\sigma_1(\mathcal{E}_{ij})} \geq \frac{1}{\sigma_1(A)}.$$

So we have

$$1 - \frac{r\sigma_{r+1}^2(\mathcal{E}_{ij}^{-1})}{(r+1)\sigma_1^2(\mathcal{E}_{ij}^{-1})} = 1 - \frac{r\sigma_{r+1}^2(\mathcal{E}_{ij})}{(r+1)\sigma_1^2(\mathcal{E}_{ij})} \leq 1 - \frac{r\sigma_{r+1}^2(\mathcal{E}_{ij})}{(r+1)\|A\|_2^2}.$$

Now we recall the proof of Theorem 1 above and note that we in fact have

$$\|E\|_C \leq \max_{ij} \sigma_{r+1}(\mathcal{E}_{ij})(r+1).$$

Summarizing the discussions above, we consider the pair of index  $(i, j)$  such that  $\|E\|_C \leq \sigma_{r+1}(\mathcal{E}_{ij})(r+1)$  and hence,

$$\begin{aligned} \|E\|_C^2 &\leq (r+1)^2 \sigma_{r+1}^2(A) \left(1 - \frac{r\sigma_{r+1}^2(\mathcal{E}_{ij})}{(r+1)\|A\|_2^2}\right) \\ &\leq (r+1)^2 \sigma_{r+1}^2(A) \left(1 - \frac{r\|E\|_C^2}{(r+1)^3\|A\|_2^2}\right) \end{aligned}$$

Solving  $\|E\|_C^2$  from the above inequality, we have

$$\|E\|_C \leq \frac{r+1}{\sqrt{1 + \frac{r\sigma_{r+1}^2(A)}{(r+1)\|A\|_2^2}}} \sigma_{r+1}(A) \quad (23)$$

which finishes the proof.  $\square$

*Proof.* [Proof of Theorem 4] Carefully examining the steps of the proof above yields the desired result of Theorem 4.  $\square$

## 4 Greedy Maximum Volume Algorithms

The aim of this section is to find a dominant submatrix which is close to the submatrix with maximal volume efficiently. We shall introduce a greedy step to improve the performance of standard maximal volume algorithm introduced in [19]. We start with the maxvol algorithm described in [19] for finding an approximation to a dominant  $r \times r$  submatrix of an  $n \times r$  matrix  $M$ . A detailed discussion of greedy maximum volume algorithms can also be found in [1].

---

### Algorithm 1 Maximal Volume Algorithm

---

- 1: **Input:**  $n \times r$  matrix  $M$ ,  $r \times r$  submatrix  $A_0$  with  $\det(A_0) \neq 0$ , tolerance  $\epsilon > 0$
  - 2: Let  $l = 0$ ,  $B_0 = MA_0^{-1}$  and  $A_l = A_0$
  - 3: Set  $b_{ij}$  equal to the largest in modulus entry of  $B_0$ .
  - 4: While  $|b_{ij}| > 1 + \epsilon$
  - 5: Replace the  $j$ th row of  $A_l$  with the  $i$ th row of  $M$
  - 6:  $l := l + 1$
  - 7: Set  $B_l = MA_l^{-1}$
  - 8: Set  $b_{ij}$  equal to the largest in modulus entry of  $B_l$
  - 9: End
  - 10: **Output:**  $A_l$  a close to dominant submatrix of  $M$ .
- 

The maximal volume algorithm 1 generates a sequence of increasing volumes of submatrices. In other words, we have the following theorem.

**Theorem 6 (cf. [19])** *The sequence  $\{v_l\} = \{\text{vol}(A_l)\}$  is increasing and is bounded above. Hence, Algorithm 1 converges.*

*Proof.* It is easy to understand that  $\text{vol}(A_l)$  is increasing. Since the determinant of all submatrices of  $A$  are bounded above by Hadamard's inequality, the sequence is convergent and hence the algorithm will terminate and produce a good approximation of dominant submatrix.  $\square$

We now generalize Algorithm 1 to find a  $r \times r$  dominant submatrix of an  $n \times m$  matrix  $M$  by searching for the largest in modulus entry of both  $B_l = M(:, J_l)A_l^{-1}$ , and  $C_l = A_l^{-1}M(I_l, :)$  at each step.

---

### Algorithm 2 2D Maximal Volume Algorithm

---

- 1: **Input:**  $n \times m$  matrix  $M$ ,  $r \times r$  submatrix  $A_0$  with  $\det(A_0) \neq 0$ , tolerance  $\epsilon > 0$ ,  $l = 0$ ,  $b_{ij} = \infty$  and  $A_l = A_0$ .
  - 2: While  $|b_{ij}| > 1 + \epsilon$
  - 3: Let  $B_l = M(:, J_l)A_l^{-1}$ , and  $C_l = A_l^{-1}M(I_l, :)$
  - 4: Set  $b_{ij}$  equal to the largest in modulus entry of both  $B_l$  and  $C_l$
  - 5: If  $b_{ij}$  is from  $B_l$ , replace the  $j$ th row of  $A_l$  with the  $i$ th row of  $M(:, J_l)$
  - 6: If  $b_{ij}$  is from  $C_l$ , replace the  $i$ th column of  $A_l$  with the  $j$ th column of  $M(I_l, :)$
  - 7:  $l := l + 1$
  - 8: End
  - 9: **Output:**  $A_l$  a close to dominant submatrix with indices  $(I_l, J_l)$  in  $M$ .
- 

However, Algorithm 2 requires two backslash operations at each step. To simplify this to one backslash operation at each step, we may consider an alternating maxvol algorithm such as Algorithm



3 where we alternate between optimizing swapping rows and columns. Note that this converges to a dominant submatrix because the sequence  $\text{vol}(A_l)$  is again increasing and bounded above.

---

**Algorithm 3** Alternating Maximal Volume Algorithm

---

- 1: **Input:**  $n \times m$  matrix  $M$ ,  $r \times r$  submatrix  $A_0$  with  $\det(A_0) \neq 0$ , tolerance  $\epsilon > 0$ ,  $l = 0$ ,  $b_{ij} = \infty$  and  $A_l = A_0$
  - 2: While  $\max\{|b_{ij}|, |c_{ij}|\} > 1 + \epsilon$
  - 3: Let  $B_l = M(:, J_l)A_l^{-1}$ .
  - 4: Set  $b_{ij}$  equal to the largest in modulus entry of  $B_l$ .
  - 5: If  $|b_{ij}| > 1 + \epsilon$ , replace the  $j$ th row of  $A_0$  with the  $i$ th row of  $M(:, J_0)$ .
  - 6: Let  $C_l = A_l^{-1}M(I_l, :)$ .
  - 7: Set  $c_{ij}$  equal to the largest in modulus entry of  $C_l$ .
  - 8: If  $|c_{ij}| > 1 + \epsilon$ , replace the  $i$ th column of  $A_l$  with the  $j$ th column of  $M(I_l, :)$ .
  - 9:  $l := l + 1$ .
  - 10: End
  - 11: **Output:**  $A_l$  a close to dominant submatrix of  $M$  with index set  $(I_l, J_l)$  in  $M$ .
- 

We now introduce a greedy strategy to reduce the number of backslash operations needed to find a dominant submatrix by swapping more rows at each step, which will be called a greedy maxvol algorithm. The greedy maxvol algorithm is similar the the maxvol algorithm except that instead of swapping one row every iteration, we may swap two or more rows. First, we will describe the algorithm for swapping at most two rows of an  $n \times r$  matrix, which we will call 2-greedy maxvol. Given an  $n \times r$  matrix  $M$ , initial  $r \times r$  submatrix  $A_0$  such that  $\det(A_0) \neq 0$ , and tolerance  $\epsilon > 0$ , we use Algorithm 4 to find a dominant matrix.

---

**Algorithm 4** 2-Greedy Maximal Volume Algorithm

---

- 1: **Input:**  $n \times r$  matrix  $M$ ,  $r \times r$  submatrix  $A_0$  with  $\det(A_0) \neq 0$ , tolerance  $\epsilon > 0$
  - 2: Let  $l = 0$ ,  $B_0 = MA_0^{-1}$  and  $A_l = A_0$ .
  - 3: Set  $b_{i_1j_1}$  equal to the largest in modulus entry of  $B_0$ .
  - 4: While  $|b_{i_1j_1}| > 1 + \epsilon$
  - 5: Replace the  $j_1$ th row of  $A_l$  with the  $i_1$ th row of  $M$ .
  - 6: Set  $b_{i_2j_2}$  equal to the largest in modulus entry of  $B_l$  over all columns excluding the  $j_1$ st column.
  - 7: Let  $B'_l = \begin{bmatrix} b_{i_1j_1} & b_{i_1j_2} \\ b_{i_2j_1} & b_{i_2j_2} \end{bmatrix}$ .
  - 8: If  $|\det(B'_l)| > |b_{i_1j_1}|$ , replace the  $j_2$ th row of  $A_l$  with the  $i_2$ th row of  $M$ .
  - 9:  $l := l + 1$ .
  - 10: Let  $B_l = MA_l^{-1}$ .
  - 11: Set  $b_{i_1j_1}$  equal to the largest in modulus entry of  $B_l$ .
  - 12: End
  - 13: **Output:**  $A_l$  a close to dominant submatrix of  $M$ .
- 

To prove that this algorithm 4 converges, recall Hadamard's inequality. For an  $n \times n$  matrix  $M$ , we have:

$$|\det(M)| \leq \prod_{i=1}^n \|M(:, i)\|. \quad (24)$$

With the estimate above, it follows

**Theorem 7** *The sequence  $\{|\det(A_\ell)|, \ell \geq 1\}$  from Algorithm 4 is increasing and is bounded above by  $\prod_{i=1}^n \|M(:, i)\|$ . Therefore, Algorithm 4 converges.*

*Proof.* Note that multiplication by an invertible matrix does not change the ratio of determinants of pairs of corresponding sub-matrices. Suppose we only swap one row. Then  $\frac{\det(A_{l+1})}{\det(A_l)} = \frac{b_{i_1 j_1}}{\det(I)} = b_{i_1 j_1}$ . Therefore, as  $|b_{i_1 j_1}| > 1$ , we have  $|\det(A_{l+1})| > |\det(A_l)|$ .

Now suppose we swap two rows. Then after permutation of rows, the submatrix of  $B_n$  corresponding to  $A_{l+1}$  is  $\begin{bmatrix} B'_l & R \\ 0 & I \end{bmatrix}$  in block form, which has determinant  $\det(B'_l)$ . Therefore similarly to before, we have that  $\det(A_{l+1}) = \det(B'_l)\det(A_l)$ , and since  $|\det(B'_l)| > |b_{i_1 j_1}| > 1$ , we have that  $|\det(A_{l+1})| > |\det(A_l)|$ , so  $|\det(A_l)|$  is an increasing sequence and bounded above.  $\square$

Note that when we swap two rows, the ratio between  $|\det(A_{l+1})|$  and  $|\det(A_l)|$  is maximized when  $|\det(B'_l)|$  is maximized. For a more general algorithm, we search for a largest element in each of the  $r$

rows of  $B_l$ :  $|b_{i_1 j_1}| \geq |b_{i_2 j_2}| \geq \dots \geq |b_{i_r j_r}|$ . We'll call  $b_k := b_{i_k j_k}$ . Let  $B_l^{(k)} = \begin{bmatrix} b_{i_1 j_1} & b_{i_1 j_2} & \dots & b_{i_1 j_k} \\ b_{i_2 j_1} & b_{i_2 j_2} & \dots & b_{i_2 j_k} \\ \vdots & \vdots & \dots & \vdots \\ b_{i_k j_1} & b_{i_k j_2} & \dots & b_{i_k j_k} \end{bmatrix}$ .

Then we replace the  $j_k$ th row of  $A_n$  with the  $i_k$ th row of  $M$  if  $|\det(\begin{bmatrix} B_l^{(k)} & x_k \\ y_k & b_{k+1} \end{bmatrix})| \geq |\det(B_l^{(k)})|$ , where

$x_k = \begin{bmatrix} b_{i_1 j_k} \\ b_{i_2 j_k} \\ \vdots \\ b_{i_{k-1} j_k} \end{bmatrix}$ , and  $y_k = [b_{i_k j_1} \quad b_{i_k j_2} \quad \dots \quad b_{i_k j_{k-1}}]$ . Using the Schur determinant formula for the

determinant of block-matrices, this condition is equivalent to the condition that  $|b_{k+1} - d_k [B_l^{(k)}]^{-1} c_k| \geq 1$ . In particular, if  $|b_{k+1}| > 1$ , and  $\text{sign}(b_{k+1}) \neq \text{sign}(d_k [B_l^{(k)}]^{-1} c_k)$ , then the condition will be met. The general  $h$ -greedy maxvol algorithm for swapping at most  $h$  rows at each iteration runs can be derived and the detail is left.

We may generalize this algorithm to  $n \times m$  matrices by employing an alternating  $h$ -Greedy algorithm similar to before between the rows and columns. We have the following alternating  $h$ -greedy maxvol algorithm summarized in Algorithm 5. For convenience, we shall call GMVA for these greedy algorithms discussed in this section. Let us also introduce two matrices

$$B'_k = \begin{bmatrix} b_{i_1 j_1} & b_{i_1 j_2} & \dots & b_{i_1 j_k} \\ b_{i_2 j_1} & b_{i_2 j_2} & \dots & b_{i_2 j_k} \\ \vdots & \vdots & \dots & \vdots \\ b_{i_k j_1} & b_{i_k j_2} & \dots & b_{i_k j_k} \end{bmatrix} \quad (25)$$

and

$$C'_k = \begin{bmatrix} c_{i_1 j_1} & c_{i_1 j_2} & \dots & c_{i_1 j_k} \\ c_{i_2 j_1} & c_{i_2 j_2} & \dots & c_{i_2 j_k} \\ \vdots & \vdots & \dots & \vdots \\ c_{i_k j_1} & c_{i_k j_2} & \dots & c_{i_k j_k} \end{bmatrix} \quad (26)$$

to simplify the notations.

---

**Algorithm 5** Alternating  $h$ -Greedy Maximal Volume Algorithm

---

- 1: **Input:**  $n \times m$  matrix  $M$ ,  $r \times r$  submatrix  $A_1$  with index set  $(I_0, J_0)$  with  $\det(A_1) \neq 0$ , tolerance  $\epsilon > 0$ ,  $l = 0$ , and  $b_{i_1 j_1} = c_{i_1 j_1} = \infty$
  - 2: While  $\max\{|b_{i_1 j_1}|, |c_{i_1 j_1}|\} > 1 + \epsilon$
  - 3: Let  $B_l = M(:, J_l)A_l^{-1}$ .
  - 4: Set  $b_{i_1 j_1}$  equal to the largest in modulus entry of  $B_l$ .
  - 5: If  $|b_{i_1 j_1}| > 1 + \epsilon$ , replace the  $j_1$ th row of  $A_l$  with the  $i_1$ th row of  $M$ .
  - 6: For  $k = 2:h$ ,
  - 7: set  $b_{i_k j_k}$  equal to the largest in modulus entry of  $B_l$  over all columns excluding the  $j_1, \dots, j_{k-1}$  columns.
  - 8: Let  $B'_k$  be the matrix in (25)
  - 9: If  $|\det(B'_k)| > |\det(B'_{k-1})|$ , replace the  $j_k$ th row of  $A_l$  with the  $i_k$ th row of  $M$ .
  - 10: break
  - 11: Let  $C_l = A_l^{-1}M(I_l, :)$ .
  - 12: Set  $c_{i_1 j_1}$  equal to the largest in modulus entry of  $C_l$ .
  - 13: If  $|c_{i_1 j_1}| > 1 + \epsilon$ , replace the  $i_1$ th row of  $A_l$  with the  $j_1$ th row of  $M$ .
  - 14: For  $k = 2:h$ ,
  - 15: set  $c_{i_k j_k}$  equal to the largest in modulus entry of  $C_l$  over all rows excluding the  $i_1, \dots, i_{k-1}$  rows.
  - 16: Let  $C'_k$  be the matrix in (26)
  - 17: If  $|\det(C'_k)| > |\det(C'_{k-1})|$ , replace the  $i_k$ th row of  $A_l$  with the  $j_k$ th row of  $M$ .
  - 18: break
  - 19:  $l := l + 1$
  - 20: End
  - 21: **Output:**  $A_l$  a close to dominant submatrix of  $M$  with index set  $(I_l, J_l)$
- 

## 5 Numerical Performance of GMVA and its Applications

In this section, we compare the numerical performances of GMVA by varying  $h$  and present its application to image compression and least squares approximation of continuous functions via standard polynomial basis.

### 5.1 Performance of Greedy Maximal Volume Algorithms (GMVA)

First we report some simulation results to answer the questions: how many backslash operations, and how much computational time the  $h$ -greedy maxvol algorithm can save when using the greedy maxvol algorithm.

We will generate 100 random  $5000 \times r$  matrices, and calculate the average number of backslash operations, and average computational time, needed to find a dominant submatrix within a relative error of  $10^{-8}$  for  $r = 30, 60, 90, 120, 150, 180, 210, 240$ . We present the average number of backslash operations in Table 1 and average computational time in Table 2.

Next, we present the number of backslash operations and the computational time for running an alternating  $h$ -greedy algorithm on  $5000 \times 5000$  matrices. As we can see from Table 3 and Table 4 the computational time and number of backslash operations needed decreases as  $h$  increases up to  $r$ . This shows that our GMVA are more efficient when  $h$  is large.

### 5.2 Application to Image Compression

Many images are of low rank in nature or can be approximated by a low rank image. More precisely, the pixel values of an image in RGB colors are in integer matrix format. Using standard SVD to approximate a given image will lead to a low rank approximation with non-integer entries, which require more bits to store and transmit and hence defeat the purpose of compression of an image.

$r$	Average Number of Backslash Operations				
	$h = 1$	$h = 2$	$h = 3$	$h = 4$	$h = r$
30	33.92	23.84	20.88	20.33	19.84
60	50.56	34.05	31.78	31.31	29.56
90	62.68	42.91	38.39	37.29	38.06
120	71.64	51.46	44.43	42.57	41.12
150	81.97	54.78	50.08	46.02	46.33
180	89.75	58.93	54.06	52.54	53.10
210	95.68	64.82	57.93	55.25	53.37
240	99.65	69.85	60.77	57.39	55.55

Table 1: Average number of backslash operations needed to find a dominant submatrix of 100 random  $5000 \times r$  matrices using  $h$ -greedy maxvol algorithm within a relative error of  $10^{-8}$ .

$r$	Average Time Taken				
	$h = 1$	$h = 2$	$h = 3$	$h = 4$	$h = r$
30	0.1310	0.1195	0.1072	0.1048	0.1028
60	0.2653	0.2121	0.1993	0.1973	0.1883
90	0.5128	0.4217	0.3823	0.3716	0.3840
120	0.8644	0.7168	0.6190	0.5968	0.5850
150	1.2885	1.0194	0.9437	0.8723	0.8946
180	1.8529	1.4043	1.2863	1.2581	1.2983
210	2.4726	1.9294	1.7411	1.6637	1.6285
240	3.0215	2.4335	2.1348	2.0247	2.0117

Table 2: Average time in seconds to find a dominant submatrix of 100 random  $5000 \times r$  matrices using  $h$ -greedy maxvol algorithm within a relative error of  $10^{-8}$ .

In this subsection, we introduce the cross approximation for image compression. Let  $M$  be a matrix with integer entries, we use GMVA to find a  $r \times r$  submatrix  $A_r$  and index sets  $I$  and  $J$  for row and column indices. Then we can compute a cross approximation  $M(:, J)A_r^{-1}M(I, :)$  to approximate  $M$ . Let  $U, S, V$  be the SVD approximation of  $M$  with  $S$  being the matrix of singular values, if  $S(r+1, r+1)$  is small enough, by Theorem 3, the cross approximation is a good one. One only needs to store and transmit  $2nr - r^2$  integer entries for this image as both  $M(:, J)$  and  $M(I, :)$  contain the block  $A_r$ . Note that we do not need to save/store/transmit  $A_r^{-1}$ . Instead, it will be computed from  $A_r$  after the storage/transmission.

We shall present a few examples to demonstrate the effectiveness of this computational method. Certainly, the condition in Theorem 4 is a sufficient condition. In practice, we only need to measure the peak signal-to-noise ratio (PSNR) to determine if  $r$  is large enough or not. That is, do many decomposition and reconstruction to find the best rank  $r$  as well as index pair  $(I, J)$  before storing or sending the components  $M(:, J), M(I, J^c)$  which are compressed by using the standard JPEG, where  $J^c$  stands for the complement index of  $J$ . Since the size of the two components is smaller than the size of the original entire image, the application of JPEG to the two components should yield a better compression performance than the original image and hence, the matrix cross approximation can help further increase the performance of the image compression.

In the following, We use 13 standard images to test our method and report our results in Table 5. That is, the PSNR for these images with their ranks are shown in Table 5. In addition, in Figure 1, we show the comparison of the original images with reconstructed images from their matrix cross

$r$	Average Number of Backslash Operations				
	$h = 1$	$h = 2$	$h = 3$	$h = 4$	$h = r$
30	33.63	23.58	21.16	20.49	19.98
60	51.22	34.65	31.81	30.39	30.13
90	65.52	44.31	38.75	38.71	37.06
120	74.13	48.49	45.42	43.79	43.09
150	80.81	55.44	51.24	47.77	48.24
180	89.85	60.85	52.64	50.52	49.04
210	95.74	63.96	57.88	56.89	53.16
240	100.45	67.64	59.38	59.04	55.41

Table 3: Average number of backslash operations needed to find a dominant submatrix of 100 random  $5000 \times 5000$  matrices using  $h$ -greedy maxvol algorithm within a relative error of  $10^{-8}$ .

$r$	Average Time Taken				
	$h = 1$	$h = 2$	$h = 3$	$h = 4$	$h = r$
30	0.1360	0.0930	0.0795	0.0754	0.0730
60	0.4169	0.2644	0.2457	0.2351	0.2372
90	0.8349	0.5577	0.4921	0.4940	0.4797
120	1.3528	0.8887	0.8391	0.8114	0.8128
150	2.0072	1.3865	1.2946	1.2105	1.2435
180	2.7712	1.8928	1.6516	1.5875	1.5680
210	3.6673	2.4751	2.2535	2.2290	2.1063
240	4.5758	3.1068	2.7553	2.7464	2.6220

Table 4: Average time in seconds to find a dominant submatrix of 100 random  $5000 \times 5000$  matrices using  $h$ -greedy maxvol algorithm within a relative error of  $10^{-8}$ .

approximation. Table 5 shows that many images can be recovered to have PSNR 32 or better by using fewer than half of the integer entries of the entire matrix. In other words, about the half of the pixel values are needed to be encoded for compression instead of the entire image.

### 5.3 Application to Least Squares Approximation

We now turn our attention to the approximation of least squares problem  $\min_{\mathbf{x}} \|\mathbf{Ax} - \mathbf{b}\|$  for a given observation matrix  $A$  and observation vector  $\mathbf{b}$ . We shall write  $\mathbf{x}_{\mathbf{b}}$  to the least square solution and explain how to use the matrix cross approximation to find a good approximation of  $\mathbf{x}_{\mathbf{b}}$ . As explained before, we shall use  $A_{:,J}A_{I,J}^{-1}A_{I,:}$  to approximate the observation matrix  $A$ . For convenience, let us write

$$A = \begin{bmatrix} A_{I,J} & A_{I,J^c} \\ A_{I^c,J} & A_{I^c,J^c} \end{bmatrix}. \quad (27)$$

The matrix cross approximation is

$$A_{:,J}A_{I,J}^{-1}A_{I,:} = \begin{bmatrix} A_{I,J} \\ A_{I^c,J} \end{bmatrix} A_{I,J}^{-1} \begin{bmatrix} A_{I,J} & A_{I,J^c} \end{bmatrix} = \begin{bmatrix} E_I \\ A_{I^c,J}A_{I,J}^{-1} \end{bmatrix} \begin{bmatrix} A_{I,J} & A_{I,J^c} \end{bmatrix}, \quad (28)$$

where  $E_I$  is the identity matrix. For simplicity, we use Theorem 3 to have

$$\|A_{I^c,J^c} - A_{I^c,J}A_{I,J}^{-1}A_{I,J^c}\|_C \leq \frac{r+1}{\sqrt{1 + \frac{r\sigma_{r+1}^2(A)}{(r+1)\|A\|_2^2}}} \sigma_{r+1}(A). \quad (29)$$

Table 5: Various image compression results

image names	m	n	rank	Ratio	PSNR
bank.pgm	512	512	355	0.90	32.12
barbara.pgm	512	512	260	0.76	32.22
clock.pgm	256	256	90	0.58	32.48
lena512.pgm	512	512	240	0.72	32.20
house.pgm	256	256	90	0.58	32.38
myboat.pgm	256	256	135	0.78	32.80
saturn.pgm	512	512	55	0.20	32.21
F16.pgm	512	512	235	0.71	32.21
pepper.pgm	512	512	370	0.92	32.23
knee.pgm	512	512	105	0.37	32.24
brain.pgm	512	512	110	0.38	32.62
mri.pgm	512	512	130	0.44	34.46

Note that all the entries in  $A_{I^c, J} A_{I, J}^{-1}$  are less than or equal to 1 in absolute value. One way to find an approximation of the least squares solution is to solve

$$\begin{bmatrix} A_{I, J} & A_{I, J^c} \end{bmatrix} \hat{\mathbf{x}} = \mathbf{b}_I \quad (30)$$

where  $\mathbf{b} = [\mathbf{b}_I; \mathbf{b}_{I^c}]$  consists of two parts according to the indices in  $I$  and the complement indices in  $I^c$ . Such a solution can be solved using the sparse solution techniques as discussed in [24] or simply solve  $A_{I, J} \hat{\mathbf{x}} = \mathbf{b}_I$  with zero entries in  $\mathbf{x}$  associated with the indices in  $J^c$ . Hence, there is no residual or near zero residual in the first part. Our main concern is the residual vector in the second part

$$\begin{bmatrix} A_{I^c, J} & A_{I^c, J^c} \end{bmatrix} \hat{\mathbf{x}} - \mathbf{b}_{I^c} = A_{I^c, J} \hat{\mathbf{x}} - \mathbf{b}_{I^c} = A_{I^c, J} A_{I, J}^{-1} \mathbf{b}_I - \mathbf{b}_{I^c}. \quad (31)$$

Recall  $\mathbf{x}_b$  is a least squares solution. Wet us write the residual vector  $A\mathbf{x}_b - \mathbf{b} =: \epsilon$  with  $\epsilon$  consisting of two parts, i.e.,  $\epsilon = [\epsilon_I; \epsilon_{I^c}]$ . Then  $\mathbf{b}_{I^c} = \begin{bmatrix} A_{I^c, J} & A_{I^c, J^c} \end{bmatrix} \mathbf{x}_b - \epsilon_{I^c}$ . We have

$$\begin{aligned} A_{I^c, J} \hat{\mathbf{x}} - \mathbf{b}_{I^c} &= A_{I^c, J} A_{I, J}^{-1} \mathbf{b}_I - \mathbf{b}_{I^c} \\ &= A_{I^c, J} A_{I, J}^{-1} \mathbf{b}_I - \begin{bmatrix} A_{I^c, J} & A_{I^c, J^c} \end{bmatrix} \mathbf{x}_b + \epsilon_{I^c} \\ &= A_{I^c, J} A_{I, J}^{-1} \mathbf{b}_I - \begin{bmatrix} A_{I^c, J} & A_{I^c, J} A_{I, J}^{-1} A_{I, J^c} \end{bmatrix} \mathbf{x}_b + \begin{bmatrix} 0_{I^c, J} & A_{I^c, J} A_{I, J}^{-1} A_{I, J^c} - A_{I^c, J^c} \end{bmatrix} \mathbf{x}_b + \epsilon_{I^c} \\ &= A_{I^c, J} A_{I, J}^{-1} (\mathbf{b}_I - \begin{bmatrix} A_{I, J} & A_{I, J^c} \end{bmatrix} \mathbf{x}_b) + \begin{bmatrix} 0_{I^c, J} & A_{I^c, J} A_{I, J}^{-1} A_{I, J^c} - A_{I^c, J^c} \end{bmatrix} \mathbf{x}_b + \epsilon_{I^c} \\ &= A_{I^c, J} A_{I, J}^{-1} \epsilon_I + \begin{bmatrix} 0_{I^c, J} & A_{I^c, J} A_{I, J}^{-1} A_{I, J^c} - A_{I^c, J^c} \end{bmatrix} \mathbf{x}_b + \epsilon_{I^c}. \end{aligned}$$

It follows that

$$\begin{aligned} \|A\hat{\mathbf{x}} - \mathbf{b}\|_\infty &= \|A_{I^c, J} \hat{\mathbf{x}} - \mathbf{b}_{I^c}\|_\infty \\ &\leq \|A_{I^c, J} A_{I, J}^{-1} \epsilon_I\|_\infty + \|A_{I^c, J} A_{I, J}^{-1} A_{I, J^c} - A_{I^c, J^c}\|_C \|\mathbf{x}_b\|_1 + \|\epsilon_{I^c}\|_\infty \\ &\leq \|\epsilon_I\|_1 + \|A_{I^c, J} A_{I, J}^{-1} A_{I, J^c} - A_{I^c, J^c}\|_C \|\mathbf{x}_b\|_1 + \|\epsilon_{I^c}\|_\infty. \end{aligned} \quad (32)$$

since all the entries of  $A_{I^c, J} A_{I, J}^{-1}$  are less than or equal to 1 in absolute value, By applying (29), we have established the following main result in this section:




Figure 1: Comparison of Original Images, Subsampled Images, and Reconstructed Images from Our Method

**Theorem 8** Let  $\epsilon = [\epsilon_I; \epsilon_{I^c}]$  and let the residual vector  $A\mathbf{x}_b - \mathbf{b} = \epsilon$ . Then

$$\|A\hat{\mathbf{x}} - \mathbf{b}\|_\infty \leq \|\epsilon_I\|_1 + \frac{r+1}{\sqrt{1 + \frac{r\sigma_{r+1}^2(A)}{(r+1)\|A\|_2^2}}} \sigma_{r+1}(A) \|\mathbf{x}_b\|_1 + \|\epsilon_{I^c}\|_\infty. \quad (33)$$

The solution  $\hat{\mathbf{x}}$  to (30) is much faster and the residual has a similar estimate as the original least squares solution if  $\sigma_{r+1}(A) \ll 1$ . The computational time is spent on finding a dominant matrix which is dependent on the number of iterations (MATLAB backslash) of matrices of size  $r \times r$  in Greedy Maximal Volume Algorithms discussed in the previous section. This new computational method will be useful when dealing with least squares tasks which have multiple right-hand side vectors.

Traditionally, we often use the well-known singular value decomposition (SVD) to solve the least squares problem. The computational method explained above has an distinct feature that the SVD does not have. Let us use the following numerical example to illustrate the feature.

Now let us present some numerical examples of finding the best least squares approximation of functions of two variables by using a polynomial basis. In general, this scheme can be applied to any dimensional function approximation. Suppose that we use polynomials of degrees less or equal to 10,

i.e. basis functions  $1, x, y, x^2, xy, y^2, \dots, y^{10}$  to find the best coefficients  $c_0, c_1, \dots, c_{65}$  such that

$$\min_{c_0, \dots, c_{65}} \|f(x, y) - (c_0 + c_1x + c_2y + \dots + c_{65}y^{10})\|_{L^2} \quad (34)$$

for  $(x, y) \in [-1, 1]^2$ . We can approximate (34) by using discrete least squares method, i.e., we find the coefficients  $\mathbf{c} = (c_0, \dots, c_n)$  such that

$$\min_{c_0, \dots, c_n} \|f(\mathbf{x}_j) - \sum_{i=0}^n c_i \phi_i(\mathbf{x}_j)\|_{\ell^2}, \quad (35)$$

where  $\phi_i$ 's are the polynomial basis functions and  $\mathbf{x}_j$ 's are the sampled points in  $[-1, 1]^2$  with  $n \gg 1$ .

In our experiments, we select continuous functions across different families such as  $e^{x^2+y^2}$ ,  $\sin(x^2 + y^2)$ ,  $\cos(x^2 + y^2)$ ,  $\ln(1 + x^2 + y^2)$ ,  $(1 + x^4 + y^4)/(1 + x^2 + y^2)$ , Franke's function, Ackley's function, Rastrigin's function, and wavy function as the testing functions to demonstrate the performances. Some plots of the functions are shown in Figure 3.

We uniformly sampled  $51^2$  points over  $[-1, 1]^2$  to solve for an estimated  $\hat{\mathbf{c}}$  of  $\mathbf{c}$  of the discrete least squares problem (35). We report the relative error between the estimated  $\hat{f}$  with the coefficient vector  $\hat{\mathbf{c}}$  and the exact function  $f$  in Table 6. The relative errors are computed based on  $501^2$  points over  $[-1, 1]^2$ .

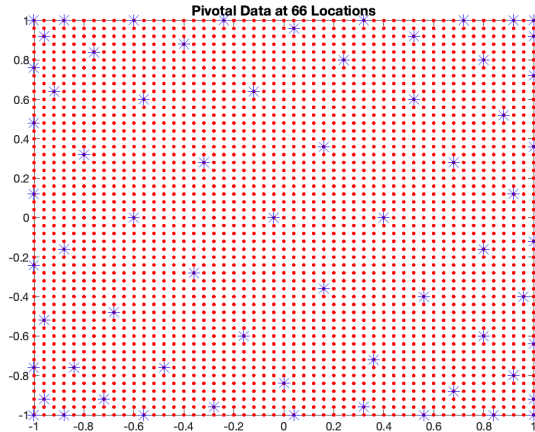


Figure 2: The entire data locations (red) and the pivotal data locations (blue).

Alternatively, we use our matrix cross approximation technique to select some rows and columns as discussed before and then solve a smaller discrete least squares problem. It is worthy noting that our data matrix  $[\phi_i(\mathbf{x}_j)]_{i,j}$  in this setup is of full column rank, therefore the second term in the right side of (33) is zero and our GMVA is going to select all the rows together with the same number of columns. Let us call these selected rows the pivotal rows, or pivotal sample locations, we can solve (35) only based on those  $\mathbf{x}_j$ 's which belong to the pivotal sample locations to get an estimated  $\hat{f}_p$  of  $f$ . Figure 2 shows the pivotal locations of the uniform sampling. We also report the relative error between  $\hat{f}_p$  and the exact testing function  $f$  in Table 6. Again the relative errors are computed based on  $501^2$  points over  $[-1, 1]^2$ .

We can see that the two columns of relative errors in Table 6 are in the same magnitude, which shows that we just need to use the data at pivotal locations to have a good approximation instead of the entire data  $51^2$  locations. That is, our computational method for the least squares solution reveals



the pivotal locations in  $[-1, 1]^2$  for measuring the unknown target functions so that we can use fewer measurements and quickly recover them.

Table 6: Relative errors of least squares approximations for functions of two variables by using  $51^2$  sample locations and by using pivotal data locations

$f(x, y)$	$\ f - \hat{f}\ _{rel}$	$\ f - \hat{f}_p\ _{rel}$
$e^{x^2+y^2}$	1.93E-05	4.59E-05
$\sin(x^2 + y^2)$	2.13E-05	5.07E-05
$\cos(x^2 + y^2)$	1.28E-05	2.83E-05
$\ln(1 + x^2 + y^2)$	1.06E-04	2.10E-04
$(1 + x^4 + y^4)/(1 + x^2 + y^2)$	3.40E-04	6.57E-04
Franke's function	5.90E-02	8.10E-02
Ackley's function	2.10E-02	4.05E-02
Rastrigin's function	7.65E-04	1.10E-03
Wavy function	7.03E-02	9.80E-02

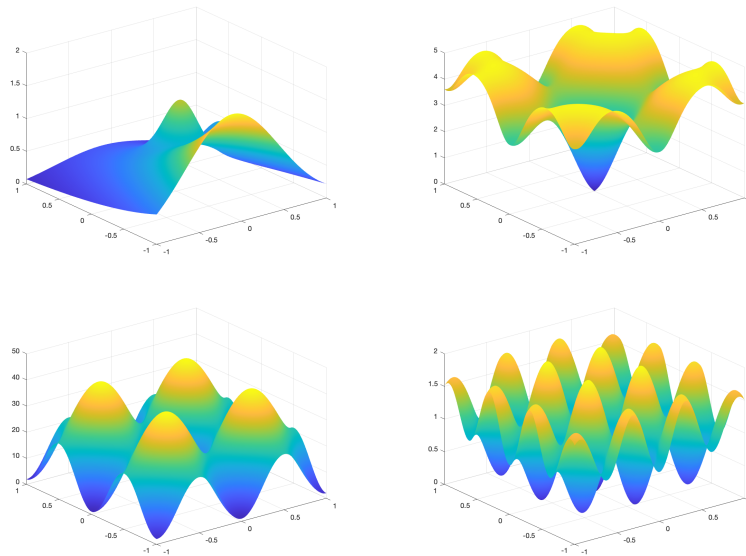


Figure 3: Plot of some testing functions (top row: Franke and Ackley. bottom row: Rastrigin and wavy).

## 6 Conclusion and Future Research

In this work, we proposed a family of greedy based maximal volume algorithms which improve the classic maximal volume algorithm in terms of the error bound of matrix cross approximation and the computational efficiency. The proposed algorithms are shown to have theoretical guarantees on convergence and are demonstrated to have nice performances on the applications such as image compression and least squares solution.

Future research can be conducted along the following directions. Firstly, although the improved error bound in Theorem 3 is slightly better than its previous counterpart, we would like to seek for an error bound which is even tighter and an algorithm which can achieve this tighter error bound. Secondly, as data matrices in the real-world applications are usually incomplete or not fully observable, it is vital to generalize the algorithms to the setting which can fit in the case where matrices have missing values. Thirdly, if a matrix is sparse or special structured, we want to develop some more pertinent algorithm to have a better approximation result. Finally, we plan to generalize the proposed approach to the setting of tensor production approximation of high dimensional functions.

## Acknowledgements

The second author would like to acknowledge the Simon Foundation for collaboration grant #864439.

## References

- [1] K. Allen, A Geometric Approach to Low-Rank Matrix and Tensor Completion, Dissertation, University of Georgia, 2021.
- [2] J. Bennett, C. Elkan, B. Liu, P. Smyth, D. Tikk. Kdd cup and workshop 2007. ACM SIGKDD explorations newsletter 9, no. 2 (2007): 51-52.
- [3] A. Ben-Israel, A volume associated with  $m \times n$  matrices, Linear Algebra Appl., 167, 1992.
- [4] C. Boutsidis and D. P. Woodruff. Optimal CUR matrix decompositions. In Proceedings of the forty-sixth annual ACM symposium on Theory of computing, pp. 353-362. 2014.
- [5] H. Cai, K. Hamm, L. Huang, J. Li, and T. Wang. "Rapid robust principal component analysis: CUR accelerated inexact low rank estimation." IEEE Signal Processing Letters 28 (2020): 116-120.
- [6] H. Cai, K. Hamm, L. Huang, D. Needell. Mode-wise tensor decompositions: Multi-dimensional generalizations of CUR decompositions. The Journal of Machine Learning Research 22, no. 1 (2021): 8321-8356.
- [7] H. Cai, L. Huang, P. Li, D. Needell. Matrix completion with cross-concentrated sampling: Bridging uniform sampling and CUR sampling. IEEE Transactions on Pattern Analysis and Machine Intelligence (2023).
- [8] J.-F. Cai, T. Wang, K. Wei. Fast and provable algorithms for spectrally sparse signal reconstruction via low-rank Hankel matrix completion. Applied and Computational Harmonic Analysis 46, no. 1 (2019): 94-121.
- [9] E. Candes and J. Romberg. Sparsity and incoherence in compressive sampling. Inverse problems 23, no. 3 (2007): 969.
- [10] E. Candes and B. Recht. Exact matrix completion via convex optimization. Communications of the ACM 55, no. 6 (2012): 111-119.
- [11] S. Chaturantabut and D. C. Sorensen. Nonlinear model reduction via discrete empirical interpolation. SIAM Journal on Scientific Computing 32, no. 5 (2010): 2737-2764.

- [12] A. Civril and M. M. Ismail, On selecting a maximum volume submatrix of a matrix and related problems, *Theo. Comp. Sci.*, 410, 4801–4811, 2009.
- [13] P. Drineas, M. W. Mahoney, S. Muthukrishnan. Relative-error CUR matrix decompositions. *SIAM Journal on Matrix Analysis and Applications* 30, no. 2 (2008): 844-881.
- [14] Z. Drmac and S. Gugercin. A new selection operator for the discrete empirical interpolation method—improved a priori error bound and extensions. *SIAM Journal on Scientific Computing* 38, no. 2 (2016): A631-A648.
- [15] M. Fazel, E. Candes, B. Recht, P. Parrilo. Compressed sensing and robust recovery of low rank matrices. In 2008 42nd Asilomar Conference on Signals, Systems and Computers, pp. 1043-1047. IEEE, 2008.
- [16] I. Georgieva and C. Hofreithery, On the Best Uniform Approximation by Low-Rank Matrices, *Linear Algebra and its Applications*, vol.518(2017), Pages 159–176.
- [17] D. Goldberg, D. Nichols, B. M. Oki, D. Terry. Using collaborative filtering to weave an information tapestry. *Communications of the ACM* 35, no. 12 (1992): 61-70.
- [18] S. A. Goreinov, E. E. Tyrtyshnikov, and N. L. Zamarashkin. A theory of pseudoskeleton approximations. *Linear algebra and its applications* 261, no. 1-3 (1997): 1-21.
- [19] S. A. Goreinov, I. V. Oseledets, D. V. Savostyanov, E. E. Tyrtyshnikov, N. L. Zamarashkin. How to find a good submatrix. In *Matrix Methods: Theory, Algorithms And Applications: Dedicated to the Memory of Gene Golub*, pp. 247-256. 2010.
- [20] S. A. Goreinov and E. E. Tyrtyshnikov, The maximal-volume concept in approximation by low-rank matrices, *Contemporary Mathematics*, 208: 47–51, 2001.
- [21] K. Hamm and L. Huang. Perspectives on CUR decompositions. *Applied and Computational Harmonic Analysis* 48, no. 3 (2020): 1088-1099.
- [22] K. Hamm, L. Huang, Stability of Sampling for CUR Decomposition, *Foundations of Data Science*, Vol. 2, No. 2 (2020), 83-99.
- [23] N. Kishore Kumar and J. Schneider, Literature survey on low rank approximation of matrices, *Journal on Linear and Multilinear Algebra*, vol. 65 (2017), 2212–2244.
- [24] M.-J. Lai and Y. Wang. *Sparse Solutions of Underdetermined Linear Systems and Their Applications*, Society for Industrial and Applied Mathematics, 2021.
- [25] N. Mitrovic, M. T. Asif, U. Rasheed, J. Dauwels, and P. Jaillet. "CUR decomposition for compression and compressed sensing of large-scale traffic data." In 16th International IEEE Conference on Intelligent Transportation Systems (ITSC 2013), pp. 1475-1480. IEEE, 2013.
- [26] M. W. Mahoney and P. Drineas. CUR matrix decompositions for improved data analysis. *Proceedings of the National Academy of Sciences* 106, no. 3 (2009): 697-702.
- [27] M. W. Mahoney, M. Maggioni, and Petros Drineas. "Tensor-CUR decompositions for tensor-based data." In *Proceedings of the 12th ACM SIGKDD international conference on Knowledge discovery and data mining*, pp. 327-336. 2006.

- [28] A. Mikhaleva and I. V. Oseledets, Rectangular maximum-volume submatrices and their applications, *Linear Algebra and its Applications*, Vol. 538, 2018, Pages 187–211.
- [29] Ivan Oseledets and Eugene Tyrtyshnikov, TT-cross approximation for multidimensional arrays, *Linear Algebra and its Applications*, 432 (2010) 70–88.
- [30] C.-T. Pan. On the existence and computation of rank-revealing LU factorizations. *Linear Algebra Appl.*, 316, 2000.
- [31] L. Schork and J. Gondzio, Rank revealing Gaussian elimination by the maximum volume concept. *Linear Algebra and its Applications*, 2020
- [32] D. C. Sorensen and M. Embree. A DEIM Induced CUR Factorization. *SIAM Journal on Scientific Computing* 38, no. 3 (2016): A1454-A1482.
- [33] Z. Wang, M.-J. Lai, Z. Lu, W. Fan, H. Davulcu, and J. Ye. Orthogonal rank-one matrix pursuit for low rank matrix completion. *SIAM Journal on Scientific Computing* 37, no. 1 (2015): A488-A514.