

Generalized Activation via Multivariate Projection

Jiayun Li Yuxiao Cheng Zhuofan Xia Yilin Mo* Gao Huang
 Department of Automation, Tsinghua University
 {lijayun22,cyx22,xzf20}@mails.tsinghua.edu.cn
 {ylmo, gaohuang}@tsinghua.edu.cn

Abstract

Activation functions are essential to introduce nonlinearity into neural networks, with the Rectified Linear Unit (ReLU) often favored for its simplicity and effectiveness. Motivated by the structural similarity between a shallow Feedforward Neural Network (FNN) and a single iteration of the Projected Gradient Descent (PGD) algorithm, a standard approach for solving constrained optimization problems, we consider ReLU as a projection from \mathbb{R} onto the nonnegative half-line \mathbb{R}_+ . Building on this interpretation, we extend ReLU by substituting it with a generalized projection operator onto a convex cone, such as the Second-Order Cone (SOC) projection, thereby naturally extending it to a Multivariate Projection Unit (MPU), an activation function with multiple inputs and multiple outputs. We further provide a mathematical proof establishing that FNNs activated by SOC projections outperform those utilizing ReLU in terms of expressive power. Experimental evaluations on widely-adopted architectures further corroborate MPU's effectiveness against a broader range of existing activation functions.

1 Introduction

Activation functions are pivotal in neural networks. They introduce nonlinearity, enable the networks to learn complex functions and, consequently, influence both the expressivity and learnability of the model [25; 12]. Notably, many common activation functions employed in deep learning, such as the Rectified Linear Unit (ReLU), the sigmoid function, and the tanh function, are Single-Input Single-Output (SISO) functions, as they map each element of the input tensor independently to a corresponding output. While this structure is proven to be empirically effective, there raises natural questions: How to extend SISO activation functions to Multi-Input Multi-Output (MIMO) ones, and is this extension advantageous?

This paper explores this question based on the relationship between a shallow FNN and a single iteration of the Projected Gradient Descent (PGD) algorithm, commonly used for solving optimization problems like Quadratic Programming (QP). Specifically, a single layer of the FNN activated by ReLU can replicate a single iteration of the PGD process for linearly constrained QP problems due to their shared two-step architecture: first, a linear transformation and second, a projection operation, where ReLU is viewed as the projection from \mathbb{R} to the nonnegative half line \mathbb{R}_+ . However, we theoretically prove that any shallow FNN utilizing ReLU cannot faithfully represent a single iteration of PGD for more generalized cone programming problems, where the problem is rooted in the fact that the SISO ReLU function cannot represent the MIMO cone projection in the PGD iteration.

This observation motivates us to extend the SISO ReLU function to MIMO activation functions for a potential increase in expressive capability. We focus on the projection into the convex cone operator, named as Multivariate Projection Unit (MPU), which is the source of nonlinearity in PGD

*Corresponding author.

iterations. The superior expressiveness of the MPU over ReLU is both proved theoretically and validated empirically through experiments on multidimensional function fitting, illustrating the necessity for extension from SISO to MIMO activation functions. Additional experiments are conducted to compare the proposed MPU with existing activation functions on popular architectures, such as convolutional neural networks and transformers. The results demonstrate that the proposed MPU outperforms ReLU, achieving testing accuracy on par with or surpassing other existing activation functions.

Furthermore, PGD can be viewed as a specific instance of the broader proximal gradient descent algorithm, where the projection function serves as a particular type of the proximal operator. Notably, a range of existing activation functions, including ReLU, sigmoid, tanh and softmax, which is a multivariate nonlinear function widely adopted in the transformer architecture, are already recognized as proximal operators [4]. Augmenting this body of work, we establish that the Leaky version of these proximal functions are also proximal operators leveraging the notion of Moreau’s envelope. However, we note that an abundance of proximal operators remains untapped as activation functions. This observation points a future direction to the exploration of proximal operators as activation functions. A comprehensive list of both SISO and MIMO proximal operators is available at [23].

In summary, the contributions of this paper are threefold:

- Viewing ReLU as a univariate projection function, we propose to generalize the SISO ReLU function to a Multivariate Projection Unit (MPU) by substituting the projection onto \mathbb{R}_+^n with the projection to more complicated shapes such as the second order cones.
- Our cone projection function possesses stronger expressive power than the ReLU activation function, which is both theoretically proved and experimentally validated.
- By drawing the connection between PGD and the FNN, it can be shown that a significant amount of the nonlinear functions adopted in literature are indeed proximal operators, which brings a future research direction on exploring new nonlinearities based on other proximal operators.

2 Multivariate Activation Function

In this section, we explain our rationale for interpreting the ReLU function as a projection mechanism, thereby introducing the MPU as an activation function. Moreover, we theoretically show that the proposed cone-based MPU possess greater expressive power than the single-valued ReLU function.

2.1 Motivation: Shallow FNN and Projected Gradient Descent

This subsection establishes the underlying connection between one iteration of the Projected Gradient Descent (PGD) algorithm and the shallow FNN, thereby considering the ReLU function as a projection operator.

In the context of neural networks, a *neuron* represents a specific mapping defined as follows:

$$\text{Neuron}(\mathbf{x}) = \sigma(\mathbf{w}^\top \mathbf{x} + b),$$

where $\mathbf{x} \in \mathbb{R}^n$ is the input vector, $\mathbf{w} \in \mathbb{R}^n$ is the weight vector, $b \in \mathbb{R}$ denotes the bias term, and $\sigma : \mathbb{R} \rightarrow \mathbb{R}$ is the activation function. One of the most commonly employed activation functions in deep neural networks is the ReLU function:

$$\text{ReLU}(x) = \begin{cases} x, & x \geq 0, \\ 0, & x < 0. \end{cases}$$

In modern neural networks like the classic Feedforward Neural Network (FNN), each layer comprises an array of neurons where the activation function operates independently. Formally, for the l -th layer of an FNN, given input $\mathbf{x}^{(l-1)} \in \mathbb{R}^{n_{l-1}}$ and output $\mathbf{x}^{(l)} \in \mathbb{R}^{n_l}$, the transformation can be described by

$$\mathbf{x}^{(l)} = \text{ReLU}(\mathbf{W}^{(l)} \mathbf{x}^{(l-1)} + \mathbf{b}^{(l)}),$$

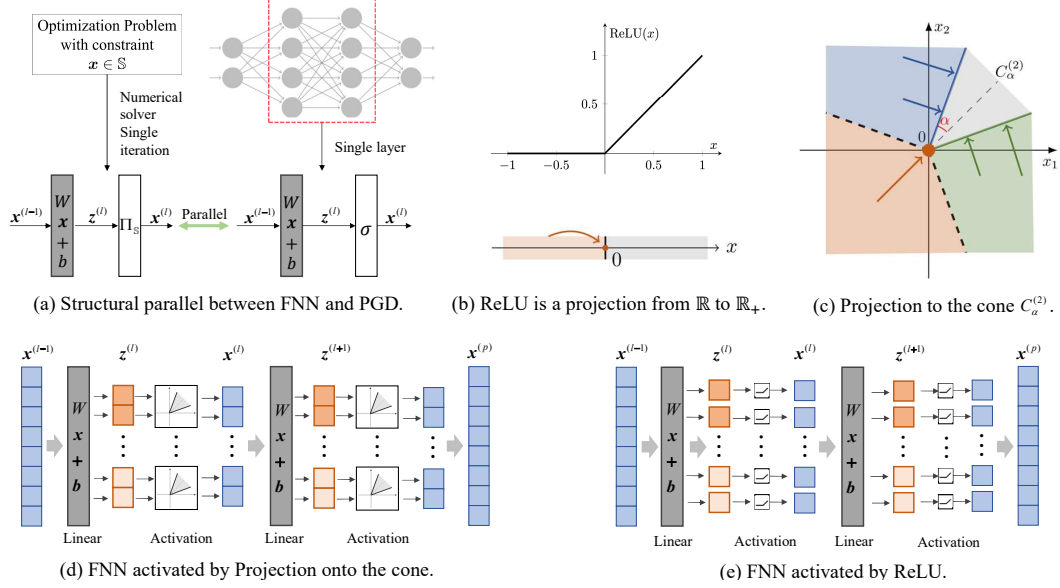


Figure 1: The method proposed in this paper. (a) The structural similarity between a single iteration of the PGD algorithm and a single layer of the shallow FNN; (b) ReLU can be considered as the projection from \mathbb{R} onto the nonnegative half line \mathbb{R}_+ ; (c) Visualization of the projection function from \mathbb{R}^2 onto the cone $C_\alpha^{(2)}$ in \mathbb{R}^2 ; (d) The architecture of the shallow FNN with the multivariate activation function; (e) The architecture of the shallow FNN with the ReLU activation function.

where the ReLU function is applied element-wise. Let us define

$$z^{(l)} \triangleq W^{(l)} x^{(l-1)} + b^{(l)}.$$

On the other hand, the *projected gradient descent* method [21] is an efficacious approach for numerically solving optimization problems that take the following form:

$$\begin{aligned} \min_x \quad & \frac{1}{2} x^\top P x + q^\top x, \\ \text{s.t. } \quad & x \in \mathbb{S}, \end{aligned} \quad (1)$$

where $x, q \in \mathbb{R}^n$, $P \in \mathbb{R}^{n \times n} \succ 0$ and $\mathbb{S} \subset \mathbb{R}^n$. This canonical form can model many types of optimization problems. For example, choosing the set \mathbb{S} as a polyhedron defined by a set of linear inequality constraints:

$$Hx \leq r, \quad (2)$$

where $H \in \mathbb{R}^{n_{in} \times n}$, $r \in \mathbb{R}^{n_{in}}$, the problem in equation 1 is the canonical form of the Quadratic Programming (QP) problem, which serves as a cornerstone optimization paradigm with extensive applicability in machine learning and control systems.

Proposition 1 (Projected Gradient Descent [21]). *If a proper step size $\alpha > 0$ is chosen, such that*

$$\|I - \alpha P\|_2 < 1,$$

then the problem in equation 1 can be solved by repeating the following two steps until convergence:

$$\begin{aligned} z^{(l)} &= (I - \alpha P)x^{(l-1)} - \alpha q, \\ x^{(l)} &= \Pi_{\mathbb{S}}(z^{(l)}), \end{aligned} \quad (3)$$

where $\Pi_{\mathbb{S}}$ is the projection operator from \mathbb{R}^n to the set \mathbb{S} .

First, we have the following theorem that shows FNN with ReLU can represent the projected gradient descent for a particular form of the QP problem, and the proof is provided in Appendix A.

Theorem 1. *The PGD for solving the problem in equation 1 with $\mathbb{S} = \mathbb{R}_+^{n_l}$ can be represented by a shallow FNN with ReLU activation function, where*

$$W^{(1)} = I - \alpha P, b^{(1)} = -\alpha q, W^{(2)} = I, b^{(2)} = 0.$$

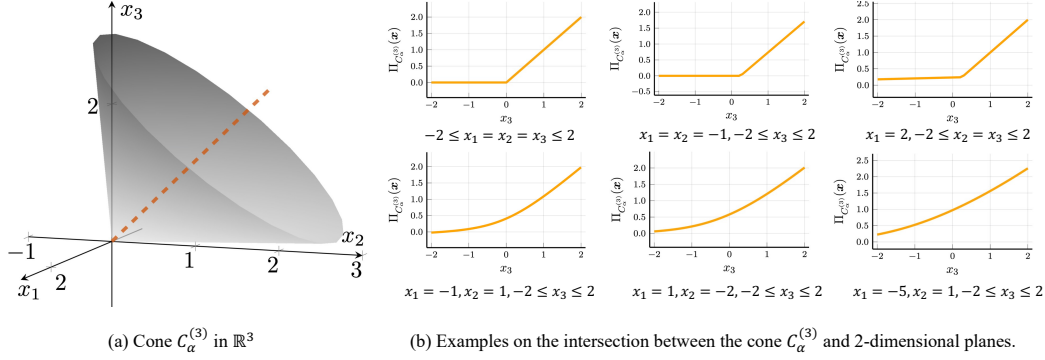


Figure 2: The cone $C_\alpha^{(3)}$ in \mathbb{R}^3 and some examples on the intersection between the cone $C_\alpha^{(3)}$ and some 2-dimensional planes.

Remark 1. We find that some other algorithms for solving equation 1 with \mathbb{S} being a polyhedral cone, such as the ADMM (Alternating Direction Method of Multiplier) algorithm [2] and the PDHG (Primal-Dual Hybrid Gradient) algorithm [3], can also be represented by the shallow FNN with ReLU activation function.

Remarkably, this theorem aligns the architecture of a shallow FNN activated by ReLU with a single iteration of PGD, shown in Fig. 1(a). This structural connection motivates us to view ReLU as a projection, thereby stimulating explorations into alternative choices for the set \mathbb{S} in optimization problem equation 1.

Example 1. • Upon setting \mathbb{S} as the polyhedron $\mathbb{P}_{-1,1} = \{\mathbf{x} \in \mathbb{R}^n : \mathbf{x}_i \in [-1, 1]\}$, the iteration in equation 3 can be represented by an FNN incorporating the hard sigmoid function [5].

- Another example is that the FNN employing the CReLU function [26] can replicate a single iteration of the PGD, where the set \mathbb{S} is a certain polyhedron.

Note that the particular optimization problems mentioned in Example 1 are all QP problems. In the general case where the set \mathbb{S} is the polyhedron defined by the linear inequality constraints in equation 2, the optimization problem in equation 1 becomes the canonical form of the QP problem. For such instances, each iteration in PGD also contains a linear step followed by a projection step, where the projection is onto the polyhedron defined by equation 2.

Furthermore, it is well-recognized that any QP problem can be recast as an equivalent Second-Order Cone Programming (SOCP) problem:

$$\begin{aligned} \min_{\mathbf{x}} \quad & \mathbf{c}^\top \mathbf{x}, \\ \text{s.t.} \quad & \mathbf{x} \in C^{(n)}, \end{aligned} \quad (4)$$

where $C^{(n)}$ denotes a convex cone in \mathbb{R}^n , but the inverse is not necessarily true. Here, the set \mathbb{S} in equation 1 is chosen as $C^{(n)}$. Considering the PGD of the SOCP problem, one can observe that it still contains a linear transformation step along with a projection step. However, the projection is now to the cone $C^{(n)}$.

Each SOCP problem further admits an equivalent Semi-Definite Programming (SDP) formulation. The PGD for the SDP problem retains a similar structural composition to the FNN, except that the nonlinear transformation is now a projection onto the positive semi-definite cone \mathbb{S}_+^n .

In summary, let $P_{\mathbb{P}}$ denote the set of optimization problems described by equation 1, with the set \mathbb{S} in the constraint chosen as \mathbb{P} , the optimization problems mentioned above has the following inclusion relationship:

$$\underbrace{P_{\mathbb{R}_+^n}}_{\text{Problem that can be represented by FNN+ReLU}} \subset \underbrace{P_{H\mathbf{x} \leq \mathbf{l}}}_{\text{QP}} \subset \underbrace{P_{C^{(n)}}}_{\text{SOCP}} \subset \underbrace{P_{\mathbb{S}_+^n}}_{\text{SDP}}.$$

Previously, we establish in Theorem 1 that the shallow FNN with ReLU activation function can represent the PGD algorithm corresponding to a particular form of the QP problem. However, we find that this shallow FNN activated by ReLU cannot represent the PGD algorithm for the SOCP problem, and the proof is reported in Section 2.2 for brevity.

Based on this observation, we propose to extend the typical univariate ReLU activation to more general projection functions. In this paper, we choose the activation function to be the projection onto the convex cone in \mathbb{R}^m , the projection function corresponding to the SOCP problem. Here, the dimension m of the linear space that the projection function lies in can be chosen to be 2, 3, \dots and is not restricted to the width of each layer n_l . To this end, the resulting activation function becomes a multi-input multi-output function. In this paper, we select \mathbb{S} as the cone in \mathbb{R}^m centered at the origin with axis $x_1 = x_2 = \dots = x_m$ and half-apex angle $\alpha \in (0, \frac{\pi}{2})$, denoted as $C_\alpha^{(m)}$ for $m = 2$ or $m = 3$. The cones $C_\alpha^{(2)}$ and $C_\alpha^{(3)}$ are visualized in Fig. 1(b) and Fig. 2(a) respectively.

In the following section, we theoretically discuss the expressive power of the FNN activated by the cone $C_\alpha^{(m)}$ and its relationship with that of the FNN activated by the ReLU function.

2.2 Expressive Capability of FNN with Cone Activation

In this subsection, we take the activation function of the FNN as the projection function to the second-order cone, and prove that the resulting neural network indeed has stronger representation power than the FNN with ReLU activation functions. The complete proof of the theorem is reported in Appendix D for brevity.

Theorem 2 (Expressive capability for projection to cones and ReLU). *The projection onto the m -dimensional cone $C_\alpha^{(m)}$ can represent the one dimensional ReLU function, i.e.,*

$$\Pi_{C_\alpha^{(m)}}(x\mathbf{1}) = \text{ReLU}(x),$$

where $\mathbf{1}$ is an m -dimensional vector of all ones.

On the other hand, $\forall \alpha \in (0, \frac{\pi}{2})$ and $\tan \alpha \neq \sqrt{m-1}$, no shallow FNN with ReLU activation function can faithfully represent the projection to $C_\alpha^{(m)}$. In other words, for any shallow FNN with width d_1 and parameters $W^{(1)} \in \mathbb{R}^{d_1 \times m}$, $W^{(2)} \in \mathbb{R}^{m \times d_1}$, $\mathbf{b}^{(1)} \in \mathbb{R}^{d_1}$ and $\mathbf{b}^{(2)} \in \mathbb{R}^2$, the following equality cannot be true for all $\mathbf{x} \in \mathbb{R}^m$,

$$W^{(2)}\text{ReLU}(W^{(1)}\mathbf{x} + \mathbf{b}^{(1)}) + \mathbf{b}^{(2)} = \Pi_{C_\alpha^{(m)}}(\mathbf{x}).$$

Remark 2. Theorem 2 is not contradictory with the well-known Universal Approximation Theorem, which posits that any continuous function defined on a compact set can be approximated to an arbitrarily small error by a shallow FNN equipped with activation functions such as ReLU, while in Theorem 2, we require the **exact** representation on the **entire space**. As a result, it is possible for a shallow FNN equipped with ReLU to approximate an MPU on a compact set to a small error. However, this may result in an explosion of the width of the FNN, which is further validated empirically in Section 4.

Remark 3. Theorem 2 further shows that a shallow FNN with a hidden dimension d_1 and activated by ReLU can be reparametrized to an equivalent shallow FNN, activated by projection onto $C_\alpha^{(m)}$, $m = 2, 3, \dots$, with hidden dimension not exceeding md_1 . However, for a fair comparison, we use architectures with the same width for different activation functions in the experiments later.

3 Extension: Design Activation Functions with Proximal Operators

The Projected Gradient Descent (PGD) algorithm presented in Section 2.1 serves as a specific instance of the more general *proximal gradient descent* algorithm [21], which is a powerful tool for numerically solving convex optimization problems, especially for those with non-smooth objective functions. Subsequently, we briefly introduce the proximal gradient descent algorithm and demonstrate that the architecture of each solver iteration aligns with that of a single layer of an FNN. Consider optimization problems taking the following form:

$$\min_{\mathbf{x}} \mathbf{x}^\top P\mathbf{x} + \mathbf{q}^\top \mathbf{x} + g(\mathbf{x}), \quad (5)$$

where $g(\mathbf{x}) : \mathbb{R}^n \rightarrow \mathbb{R}$ is a proper, lower semi-continuous convex function. To numerically solve this problem, we first introduce the notion of *proximal operator*:

Definition 1 (Proximal operator). *Let $f : \mathbb{R}^n \rightarrow \mathbb{R}$ be a convex function. The proximal operator Prox_f of f is defined as a mapping from \mathbb{R}^n to \mathbb{R}^n :*

$$\text{Prox}_f(\mathbf{x}) = \arg \min_{\mathbf{y} \in \mathbb{R}^n} \left\{ f(\mathbf{y}) + \frac{1}{2} \|\mathbf{y} - \mathbf{x}\|^2 \right\}. \quad (6)$$

For example, the proximal operator of the indicator function:

$$\mathbb{I}_{\mathbb{S}}(\mathbf{x}) \triangleq \begin{cases} \mathbf{0}, & \mathbf{x} \in \mathbb{S}, \\ +\infty, & \mathbf{x} \notin \mathbb{S}, \end{cases} \quad (7)$$

is the projection operator to the set \mathbb{S} :

$$\text{Prox}_{\mathbb{I}_{\mathbb{S}}}(\mathbf{x}) = \Pi_{\mathbb{S}}(\mathbf{x}). \quad (8)$$

Proposition 2 (Proximal gradient descent [21]). *If a proper step size $\alpha > 0$ is chosen, such that*

$$\|I - \alpha P\|_2 < 1,$$

then the problem in equation 5 can be numerically solved by repeating the following two steps until convergence:

$$\begin{aligned} \mathbf{z}^{(l)} &= (I - \alpha P)\mathbf{x}^{(l-1)} - \alpha \mathbf{q}, \\ \mathbf{x}^{(l)} &= \text{Prox}_g(\mathbf{z}^{(l)}). \end{aligned} \quad (9)$$

For example, all the problems introduced in Section 2.1 can be written as the following form:

$$\min_{\mathbf{x}} \mathbf{x}^\top P \mathbf{x} + \mathbf{q}^\top \mathbf{x} + \mathbb{I}_{\mathbb{S}}(\mathbf{x}), \quad (10)$$

and the corresponding proximal gradient descent algorithm reduces to the projected gradient descent introduced in Proposition 1. Therefore, analogous to the relationship presented in Section 2.1, the architecture of the proximal gradient descent algorithm also aligns with that of a layer of FNN, which leads to a natural question of whether certain activation functions can be interpreted as proximal operators. Indeed, this connection between activation functions and proximal operators has been observed in the literature [4], and besides ReLU, many other activation functions are proximal operators:

Example 2. • *The sigmoid function is the proximal operator of the following function:*

$$\begin{cases} x \log(x) + (1-x) \log(1-x) - \frac{1}{2}x^2, & x \in (0, 1) \\ 0, & x \in \{0, 1\} \\ +\infty, & \text{otherwise.} \end{cases} \quad (11)$$

• *The tanh activation function is the proximal operator of the following function:*

$$\begin{cases} x \text{arctanh}(x) + \frac{1}{2}(\ln(1-x^2) - x^2), & |x| < 1, \\ +\infty, & \text{otherwise.} \end{cases} \quad (12)$$

• *The soft thresholding function [20] is the proximal operator of the vector 1-norm $\|\cdot\|_1$.*

• *The softmax function is the proximal operator of the negative entropy function [4].*

More examples can be referred to [4], which gives a comprehensive list of activation functions and their corresponding proximal operators.

In addition to these observations, we further provide a framework to represent the Leaky version of an activation function as a proximal operator, utilizing the concept of *Moreau envelope*.

Definition 2 (Moreau envelope). *The Moreau envelope of a proper lower semi-continuous convex function f from a Hilbert space \mathcal{V} to $(-\infty, +\infty]$ is defined as*

$$M_{\lambda}f(x) = \inf_{v \in \mathcal{V}} \left(f(v) + \frac{1}{2\lambda} \|v - x\|^2 \right), \quad (13)$$

where $\lambda \in \mathbb{R}$ is a parameter of the envelope.

Let us define the *Leaky version* of the activation function $f : \mathbb{R} \rightarrow \mathbb{R}$ as

$$\frac{1}{\lambda + 1} f(x) + \frac{\lambda}{\lambda + 1} x,$$

then we have the following result, where the proof is reported in Appendix C.

Theorem 3. *For a parameter λ , if an activation function $f : \mathbb{R} \rightarrow \mathbb{R}$ can be written as the proximal operator of a function $(\lambda + 1)g : \mathbb{R} \rightarrow (-\infty, +\infty]$, i.e., $f = \text{Prox}_{(\lambda+1)g}$, then the Leaky version of f is the proximal operator of the Moreau envelope $M_{\lambda}g$.*

4 Experiment

In this section, we perform experiments to validate the expressive power of our proposed MPU. Specifically, we employ three sets of experiments: (1) a set of experiments on multidimensional function fitting via shallow FNN to demonstrate the expressive power of our proposed MPU, (2) experiments on both CIFAR10 [15] and ImageNet-1k [7] to validate the performance of our proposed MPU on ResNet [11], and (3) experiments about the vision transformer Deit [28] on ImageNet-1k [7] to demonstrate the performance of the proposed MPU. We also provide an estimation of computational complexity in terms of MACS, i.e., Multiply-Accumulate Operations. It should be noted that despite our prior theoretical analysis suggesting that a wider FNN activated by cone projection is required for accurate emulation of an FNN with ReLU activation, we retain the original architecture widths across all activation functions in our experiments for a fair comparison. The implementation details of the proposed MPU for all architectures are provided in Appendix E.

4.1 Multidimensional Function Fitting via FNN

Before delving into experiments involving deep architectures, we first validate the expressive power of the proposed MPU on multidimensional function fitting, which serves as a numerical validation of our previous theoretical results. For this purpose, we compare the approximation capabilities of MPU against ReLU, PReLU and Leaky ReLU in shallow FNNs across two distinct functions, where the first function represents an FNN activated by a “true” multidimensional function, while the second serves as an FNN employing a “pseudo” multidimensional function for comparison:

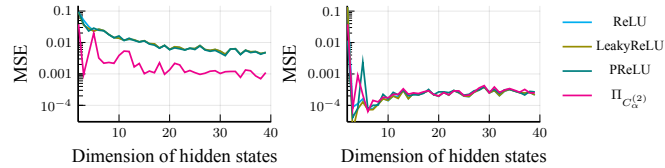


Figure 3: The Mean Squared approximation Error (MSE) of the projection $\Pi_{C_{\pi/3}^{(2)}}(\mathbf{x})$ and the 2-dimensional Leaky ReLU function by the FNN activated by univariate functions and the MPU plotted in a log plot w.r.t. different hidden states. *Left:* The approximation error for the FNN with the projection $\Pi_{C_{\pi/3}^{(2)}}(\mathbf{x})$. *Right:* The approximation error for the FNN activated by the 2-dimensional Leaky ReLU function.

1. A shallow FNN activated by the projection $\Pi_{C_{\pi/3}^{(2)}}(\mathbf{x})$ from \mathbb{R}^2 to the cone $C_{\pi/3}^{(2)}$ (visualized in Fig. 1(b));
2. A shallow FNN with the two activation functions, both Leaky ReLUs.

In all experiments, we use the same weight matrix, which is normalized to have a 2-norm of 1. By randomly sampling input vectors $\mathbf{x} \in \mathbb{R}^2$ uniformly over the square region $[-10, 10] \times [-10, 10]$, we acquire 40000 samples for training and 10000 samples for testing. The corresponding outputs are

then computed by evaluating these inputs through the target functions under approximation. Each model, activated by either univariate functions or MPU, employs a shallow FNN architecture and is trained using Stochastic Gradient Descent (SGD) with a momentum of 0.9 for 50 epochs. Learning rates of 5×10^{-4} and 0.001 are applied for the approximation of $C_{\pi/3}^{(2)}$ and the 2-dimensional Leaky ReLU, respectively. These rates are finalized after a grid search over the set $10^{-4}, 5 \times 10^{-4}, 0.001$. Each experimental setup is executed three times under distinct random seeds 1, 2, 3. The average loss values across these runs are then computed and illustrated in Fig. 3.

The experimental outcomes reveal that FNNs activated by both univariate functions and MPU exhibit satisfactory performance in approximating the “pseudo” multidimensional function (the 2-dimensional Leaky ReLU). In contrast, the FNNs utilizing the SISO activation functions display a limitation in accurately approximating the projection operator $\Pi_{C_{\pi/3}^{(2)}}(\mathbf{x})$. This experimental result aligns with our prior theoretical results, thereby illustrating the necessity of employing MPU as activation functions.

4.2 Convolutional Neural Networks Experiments

We first testify the performance of the proposed activation function on ResNet18 [11] on CIFAR10 [15], and the implementation details are provided in Appendix E. The network is trained for 200 epochs with a batch size of 128, and the learning rate is initialized to 0.1 and decayed in a cosine annealing manner [16]. The optimizer is chosen as SGD, setting weight decay to 0.0005 and the momentum to 0.9. These hyperparameters employed are directly inherited, without any modification, from the State-Of-The-Art (SOTA) ResNet training configuration [24] optimized for ReLU activation. The results are summarized in Table 1.

Table 1: Test accuracy of ResNet18 on CIFAR10 and ImageNet. Test accuracy of ResNet34 and ResNet50 is also provided as a reference. Computational complexity is measured by MACS, i.e., Multiply–Accumulate Operations, with batch size 128. We highlight the best and the second best in bold and with underlining, respectively.

Network	Activation	Test Accuracy (3 seeds)	Test Accuracy (Max)	MACS
ResNet18	ReLU	95.35 ± 0.10	95.47	71.17G
	Leaky ReLU	95.48 ± 0.04 (+ 0.13)	95.53 (+ 0.06)	71.24G
	PReLU	94.36 ± 0.18 (- 0.99)	94.60 (- 0.75)	71.17G
	MPU ($\Pi_{C_{\alpha}^{(2)}}$)	95.51 ± 0.10 (+ 0.16)	95.60 (+ 0.13)	71.56G
	Leaky MPU ($\Pi_{C_{\alpha}^{(2)}}$)	95.53 \pm 0.03 (+ 0.18)	<u>95.56</u> (+ 0.09)	71.56G
ResNet34	ReLU	95.62 ± 0.02 (+ 0.27)	95.63 (+ 0.16)	148.53G
ResNet50	ReLU	95.42 ± 0.18 (+ 0.07)	95.62 (+ 0.15)	166.56G

We observe that our MPU, along with Leaky MPU, achieves clearly improved performance on CIFAR10, with a maximum increment of 0.18 compared to the original ReLU either in terms of the mean or the maximum test accuracy. Our performance also beats LeakyReLU and PReLU, which are also variants of ReLU. The computational complexity of our proposed activation function is comparable to that of ReLU and Leaky ReLU. To further validate the increments of MPU, we also conduct experiments on ResNet34 and ResNet50 with ReLU.

By comparing ResNet18 with MPU and ResNet34 / ResNet50 with ReLU, we observe that MPU boosts the performance of ResNet18 to a level comparable to that of ResNet34 / ResNet50 but without largely increasing computational complexity. These results demonstrate the effectiveness of our proposed activation function on ResNet18.

We also benchmark the performance of the proposed activation function on ResNet18 [11] and ImageNet-1k [7]. The network is trained on 8 GPU cards for 100 epochs with a batch size of 32 on

Table 2: Test accuracy of ResNet18 on ImageNet.

Activation	Test Accuracy
ReLU	69.90
Leaky ReLU	70.32 (+ 0.42)
PReLU	68.95 (- 0.95)
MPU ($\Pi_{C_{\alpha}^{(2)}}$)	70.00 (+ 0.10)
Leaky MPU ($\Pi_{C_{\alpha}^{(2)}}$)	<u>70.18</u> (+ 0.28)

each GPU, and the learning rate is initialized to 0.1 and decayed at epochs 30, 60, and 90, respectively, with a ratio of 0.1. The optimizer is chosen as SGD, setting weight decay to 0.0001 and the momentum to 0.9. These hyperparameters employed are directly inherited from the SOTA training configuration [18] for the ResNet architectures utilizing ReLU activation on ImageNet, without any modifications. The results are summarized in Table 2. We observe that, as a generalization of ReLU, our MPU with $\Pi_{C_\alpha}^{(2)}$ achieves better test accuracy on ImageNet than ReLU.

Moreover, we also implement the proposed MPU on the classic vision transformer Deit-tiny [28]. The experiment result and the comparison between the proposed method and ReLU are reported in Appendix F due to space limit.

5 Related Works

Currently, the most used activation function is ReLU [19; 1]. It largely mitigates the “gradient vanishing” problem of previously used sigmoid or tanh units [17]. This issue occurs as the gradients approach 0 when the sigmoid or tanh is saturated. Recently, various generalizations of ReLU are proposed. For example, PReLU [10] explores to actively learn the parameters of the rectifiers, LeakyReLU [17] proposes to allow for a small, non-zero gradient when the unit is not active, and GELU [12] mitigates overfitting by introducing stochastic regularizers. Other variations of ReLU include PELU [29], and SiLU [8]. Other than ReLU and its variants, many activation functions of other forms are also proposed [14; 25]. Sitzmann et al. [27] introduce periodic activation functions to improve implicit neural representations. Dauphin et al. [6] propose to use Gated Linear Units (GLU) and Gated Tanh Units (GTU) to improve language modelling. Though the above and most existing activations are SISO, some multivariate activations have been proposed. For example, concatenated ReLU (CReLU [26]) takes the concatenation of two ReLU functions as the output, which is single-input multi-output (SIMO); MaxOut [9] takes the maximum of several linear functions as the output, which is multi-input single-output (MISO). Other than nonlinear layers such as softmax and batch norm [13], MPU is the first activation that generalize ReLU to MIMO to the best of our knowledge.

6 Conclusion

The paper extends the SISO activation functions in neural networks by introducing the MPU as a MIMO activation function. This extension is inspired by the structural similarity between a shallow FNN and a single iteration of the PGD algorithm. We provide rigorous theoretical proofs which show that FNNs incorporating the MPU outperform those utilizing ReLU in terms of expressive power. Moreover, by considering activation functions as proximal operators, we prove that their Leaky variants also retain this proximal property, e.g., the Leaky ReLU function. This indicates potential avenues for future research into a broader class of proximal operators, both SISO and MIMO, as activation functions.

In the experiment section, we conduct empirical validations of our proposed MPU, which include multidimensional function fitting using shallow FNNs and evaluations on CNN architectures with CIFAR10 and ImageNet-1k datasets. We observe MPU’s superior performance on multidimensional function fitting and CIFAR10 image classification. However, the promotion of performance on ImageNet-1k is limited, which calls for additional investigation. Our future works include i) empirical applications of MPU on other tasks, e.g., object detection and semantic segmentation, ii) the optimizer designed for the MIMO activation functions, iii) design optimal nonlinearities in neural networks based on proximal operators. Our code is available at https://github.com/ljy9912/mimo_nn.

References

- [1] Abien Fred Agarap. Deep Learning using Rectified Linear Units (ReLU), February 2019.
- [2] Stephen Boyd, Neal Parikh, Eric Chu, Borja Peleato, and Jonathan Eckstein. 2011.
- [3] Antonin Chambolle and Thomas Pock. A first-order primal-dual algorithm for convex problems with applications to imaging. *Journal of Mathematical Imaging and Vision*, 40:120–145, 5 2011. ISSN 09249907. doi: 10.1007/S10851-010-0251-1.

- [4] Patrick L. Combettes and Jean-Christophe Pesquet. Lipschitz certificates for layered network structures driven by averaged activation operators. *SIAM Journal on Mathematics of Data Science*, 2:529–557, 3 2019. doi: 10.1137/19m1272780. URL <https://arxiv.org/abs/1903.01014v4>.
- [5] Matthieu Courbariaux, Yoshua Bengio, and Jean-Pierre David. Binaryconnect: Training deep neural networks with binary weights during propagations. *Advances in neural information processing systems*, 28, 2015.
- [6] Yann N. Dauphin, Angela Fan, Michael Auli, and David Grangier. Language Modeling with Gated Convolutional Networks, September 2017.
- [7] Jia Deng, Wei Dong, Richard Socher, Li-Jia Li, Kai Li, and Li Fei-Fei. Imagenet: A large-scale hierarchical image database. In *2009 IEEE Conference on Computer Vision and Pattern Recognition*, pp. 248–255, 2009. doi: 10.1109/CVPR.2009.5206848.
- [8] Stefan Elfving, Eiji Uchibe, and Kenji Doya. Sigmoid-Weighted Linear Units for Neural Network Function Approximation in Reinforcement Learning, November 2017.
- [9] Ian J. Goodfellow, David Warde-Farley, Mehdi Mirza, Aaron Courville, and Yoshua Bengio. Maxout Networks, September 2013.
- [10] Kaiming He, Xiangyu Zhang, Shaoqing Ren, and Jian Sun. Delving Deep into Rectifiers: Surpassing Human-Level Performance on ImageNet Classification, February 2015.
- [11] Kaiming He, Xiangyu Zhang, Shaoqing Ren, and Jian Sun. Deep residual learning for image recognition. In *Proceedings of the IEEE conference on computer vision and pattern recognition*, pp. 770–778, 2016.
- [12] Dan Hendrycks and Kevin Gimpel. Gaussian Error Linear Units (GELUs), June 2023.
- [13] Sergey Ioffe and Christian Szegedy. Batch Normalization: Accelerating Deep Network Training by Reducing Internal Covariate Shift. In *Proceedings of the 32nd International Conference on Machine Learning*, pp. 448–456. PMLR, June 2015.
- [14] Günter Klambauer, Thomas Unterthiner, Andreas Mayr, and Sepp Hochreiter. Self-Normalizing Neural Networks, September 2017.
- [15] Alex Krizhevsky, Geoffrey Hinton, et al. Learning multiple layers of features from tiny images. 2009.
- [16] Ilya Loshchilov and Frank Hutter. Sgdr: Stochastic gradient descent with warm restarts. *arXiv preprint arXiv:1608.03983*, 2016.
- [17] Andrew L. Maas, Awni Y. Hannun, and Andrew Y. Ng. Rectifier nonlinearities improve neural network acoustic models. In *Proc. Icml*, volume 30, pp. 3. Atlanta, GA, 2013.
- [18] MMPretrain-Github-repository. MS Windows NT kernel description, 2023.
- [19] Vinod Nair and Geoffrey E. Hinton. Rectified linear units improve restricted boltzmann machines. In *Proceedings of the 27th International Conference on Machine Learning (ICML-10)*, pp. 807–814, 2010.
- [20] Jifei Pan, Shengli Zhang, Lingsi Xia, Long Tan, and Linqing Guo. Embedding soft thresholding function into deep learning models for noisy radar emitter signal recognition. *Electronics*, 11(14), 2022. ISSN 2079-9292. doi: 10.3390/electronics11142142. URL <https://www.mdpi.com/2079-9292/11/14/2142>.
- [21] Neal Parikh and Stephen Boyd. Proximal algorithms. *Found. Trends Optim.*, 1(3):127–239, jan 2014. ISSN 2167-3888. doi: 10.1561/24000000003. URL <https://doi.org/10.1561/24000000003>.

- [22] Adam Paszke, Sam Gross, Francisco Massa, Adam Lerer, James Bradbury, Gregory Chanan, Trevor Killeen, Zeming Lin, Natalia Gimelshein, Luca Antiga, Alban Desmaison, Andreas Kopf, Edward Yang, Zachary DeVito, Martin Raison, Alykhan Tejani, Sasank Chilamkurthy, Benoit Steiner, Lu Fang, Junjie Bai, and Soumith Chintala. Pytorch: An imperative style, high-performance deep learning library. In *Advances in Neural Information Processing Systems 32*, pp. 8024–8035. Curran Associates, Inc., 2019. URL <http://papers.neurips.cc/paper/9015-pytorch-an-imperative-style-high-performance-deep-learning-library.pdf>.
- [23] proximity-operator website. MS Windows NT kernel description, 2023. URL <http://proximity-operator.net>.
- [24] Pytorch-CIFAR-Github-repository. MS Windows NT kernel description, 2023.
- [25] Prajit Ramachandran, Barret Zoph, and Quoc V. Le. Searching for Activation Functions, October 2017.
- [26] Wenling Shang, Kihyuk Sohn, Diogo Almeida, and Honglak Lee. Understanding and improving convolutional neural networks via concatenated rectified linear units. In *international conference on machine learning*, pp. 2217–2225. PMLR, 2016.
- [27] Vincent Sitzmann, Julien N. P. Martel, Alexander W. Bergman, David B. Lindell, and Gordon Wetzstein. Implicit Neural Representations with Periodic Activation Functions, June 2020.
- [28] Hugo Touvron, Matthieu Caron, Piotr Bojanowski, Armand Joulin, Matthijs Douze, Dhruv Mahajan, Tomas Mikolov, and Hervé Jégou. Training data-efficient image transformers & distillation through attention. *arXiv preprint arXiv:2012.12877*, 2021.
- [29] Ludovic Trottier, Philippe Giguère, and Brahim Chaib-draa. Parametric Exponential Linear Unit for Deep Convolutional Neural Networks, January 2018.

A Proof of Theorem 1

Proof. First, the linear transformation in equation 3 can be achieved by choosing the $W^{(1)}$ and $\mathbf{b}^{(1)}$ in the theorem.

For the second process, we use the following property:

$$\Pi_{\mathbb{R}_+^{n_l}}(\mathbf{z}^{(l)}) = \max(\mathbf{0}, \mathbf{z}^{(l)}) = \text{ReLU}(\mathbf{z}^{(l)}),$$

where both the \max operator and the ReLU function are calculated element-wise. Thus, the second process can be represented by the ReLU activation function. \square

B Projection to n -dimensional Cone

Theorem 4 (Projection to n -dimensional cone). *For any n -dimensional cone $C_\alpha^{(n)} \subset \mathbb{R}^n$ with center $\mathbf{0}_n$, half apex angle $\alpha \in [0, \frac{\pi}{2}]$ and axis passing through $(1, 1, \dots, 1)$, the projection $\Pi_{C_\alpha^{(n)}}(\mathbf{x})$ can be computed via the following procedure:*

1. Compute the height scalar $t \in \mathbb{R}$ and the vector $\mathbf{h} \in \mathbb{R}^n$, which is visualized in Fig. 4a:

$$t = \frac{1}{\sqrt{n}} \mathbf{1}_n^\top \mathbf{x}, \quad \mathbf{h} = \mathbf{x} - \frac{t}{\sqrt{n}} \mathbf{1}_n. \quad (14)$$

2. Compute the projection: Let

$$s = \frac{\tan(\alpha) \|\mathbf{h}\| + t}{\tan^2(\alpha) + 1},$$

then

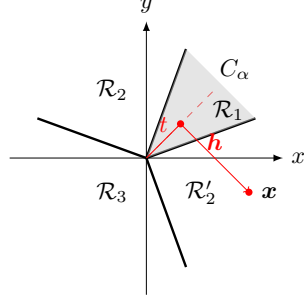
$$\Pi_{C_\alpha^{(n)}}(\mathbf{x}) = \begin{cases} \mathbf{x}, & \|\mathbf{h}\| \leq \tan(\alpha)t, \\ \mathbf{0}, & \|\mathbf{h}\| \leq -\tan^{-1}(\alpha)t, \\ s \left(\frac{\mathbf{1}_n}{\sqrt{n}} + \frac{\tan(\alpha)\mathbf{h}}{\|\mathbf{h}\|} \right), & \text{otherwise.} \end{cases} \quad (15)$$

Proof. First, we compute the height scalar t and the vector h visualized in Fig. 4a. The expression of t can be directly obtained via definition of the projection from x to the axis line that passes through the point $(1, 1, \dots, 1)$:

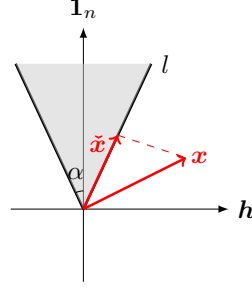
$$t = \frac{\mathbf{1}_n^\top \mathbf{x}}{\|\mathbf{1}_n\|},$$

and the vector h can then be computed by subtracting the vector t from x :

$$\mathbf{h} = \mathbf{x} - t \frac{\mathbf{1}_n}{\|\mathbf{1}_n\|}.$$



(a) The visualization concerning the meaning of the height scalar t and the vector h .



(b) Illustration of the plane spanned by $\mathbf{1}_n$ and h .

The case where $\|\mathbf{h}\| \leq \tan(\alpha)t$ (the point x falls in the region \mathcal{R}_1) is trivial, since its projection is exactly itself.

The case where $\|\mathbf{h}\| \leq -\tan^{-1}(\alpha)t$ (the point x falls in the region \mathcal{R}_3) is also trivial, since the projection of x to the cone $C_\alpha^{(n)}$ is exactly $\mathbf{0}_n$.

In the following, we focus on case where $\|\mathbf{h}\| > \tan(\alpha)t$ and $\|\mathbf{h}\| > -\tan^{-1}(\alpha)t$ (the point x falls into the region \mathcal{R}_2 and \mathcal{R}'_2), so that the projection of x to the cone $C_\alpha^{(n)}$ is not trivial. Let us consider the plane spanned by $\mathbf{1}_n$ and h , which is visualized in Fig. 4b. The projection of x to the cone is equivalent to its projection to the boundary of the cone that lies in the plane l . Let us denote the projection of x onto the line l as the vector \tilde{x} . Then, simple geometric analysis shows that the length of the vector \tilde{x} is

$$s \triangleq \|\tilde{x}\| = \frac{\tan(\alpha)\|\mathbf{h}\| + t}{\tan^2(\alpha) + 1}.$$

Therefore, the coordinate of the point \tilde{x} in the original n -dimensional space is

$$\tilde{x} = \|\tilde{x}\| \left(\frac{\mathbf{1}_n}{\sqrt{n}} + \tan(\alpha) \frac{\mathbf{h}}{\|\mathbf{h}\|} \right) = s \left(\frac{\mathbf{1}_n}{\sqrt{n}} + \frac{\tan(\alpha)\mathbf{h}}{\|\mathbf{h}\|} \right).$$

□

C Proof of Theorem 3

Proof. Let $\mathcal{V} = \mathbb{R}$, and suppose f is the proximal operator of g , then the Moreau envelope

$$M_{\lambda g}(y) = \min_{v \in \mathbb{R}} \left(g(v) + \frac{1}{2\lambda}(v - y)^2 \right),$$

and the proximal operator of $M_{\lambda g}$ is written as

$$\text{Prox}_{M_{\lambda g}}(x) = \arg \min_{y \in \mathbb{R}} \min_{v \in \mathbb{R}} \left(g(v) + \frac{1}{2\lambda}(v - y)^2 + \frac{1}{2}(y - x)^2 \right).$$

Notice that the outer minimization can be solved explicitly as

$$y^*(x) = \frac{1}{\lambda + 1}v^*(x) + \frac{\lambda}{\lambda + 1}x,$$

and the inner minimization is equivalent to

$$\min_{v \in \mathbb{R}} g(v) + \frac{1}{2(\lambda + 1)}(v - x)^2.$$

According to the definition of the proximal operator, the minimizer v is the proximal operator of the function $(\lambda + 1)g$ taking value at x :

$$v^*(x) = \text{Prox}_{(\lambda+1)g}(x).$$

Thus, we have

$$\text{Prox}_{M_{\lambda g}}(x) = \frac{\lambda}{\lambda + 1}x + \frac{1}{\lambda + 1}\text{Prox}_{(\lambda+1)g}(x) = \frac{\lambda}{\lambda + 1}x + \frac{1}{\lambda + 1}f(x).$$

□

For example, if we take $\lambda = \frac{1}{99}$, we can see that

$$\text{Prox}_{M_{1/99\mathbb{I}_{\mathbb{R}^+}}}(x) = 0.99\text{ReLU}(x) + 0.01x,$$

which coincides with the Leaky ReLU.

D Proof of Theorem 2

Theorem 1. *The projection to the two dimensional cone C_α can represent one dimensional ReLU function. However, any shallow FNN equipped with ReLU activation function cannot represent the projection to the two dimensional cone C_α .*

Proof. We first prove the simple case for the cone $C_\alpha^{(2)}$ in \mathbb{R}^2 .

First, we prove that the projection to the two dimensional cone $C_\alpha^{(2)}$ with half apex angle $\alpha \in [0, \frac{\pi}{2}]$ can represent one dimensional ReLU function. Let us consider the projection function restricted to the line $x_1 = x_2$, which is exactly the 1-dimensional ReLU, visualized in Fig. 5a.

Next, we show that any shallow FNN with arbitrary width cannot represent the 2-dimensional cone $C_\alpha^{(2)}$. Let us consider a shallow FNN with the ReLU activation function, n_0 inputs, n_1 hidden units and n_2 outputs and is written as:

$$\phi(x^{(0)}) \triangleq x^{(2)} = W^{(2)}\sigma(W^{(1)}x^{(0)} + b_1) + b_2, \quad (16)$$

where $\sigma = \text{ReLU}$ is calculated element-wise, $W^{(1)} \in \mathbb{R}^{n_1 \times 2}$, $W^{(2)} \in \mathbb{R}^{2 \times n_1}$, $b_1 \in \mathbb{R}^{n_1}$, $b_2 \in \mathbb{R}^2$. Moreover, we denote the projection function to the 2-dimensional cone $C_\alpha^{(2)}$ as $\Pi_{C_\alpha^{(2)}} : \mathbb{R}^2 \rightarrow C_\alpha^{(2)}$.

The proof is decomposed into two steps. First, we consider the case where $b_1 = 0$, and $x^{(0)}$ belongs to a compact set $\mathbb{D}_r = \{x \in \mathbb{R}^2 : \|x\|^2 \leq r^2\}$ for an arbitrary $r > 0$. Notice that for the ReLU activation function,

$$\sigma(x) - \sigma(-x) = x. \quad (17)$$

Thus, we have

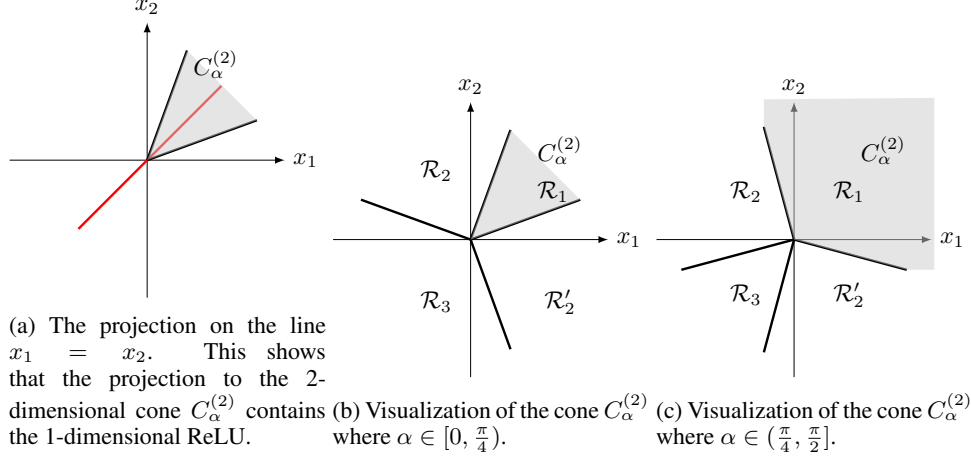
$$\phi(x^{(0)}) - \phi(-x^{(0)}) = W^{(2)}W^{(1)}x^{(0)}, \quad (18)$$

which is linear w.r.t. $x^{(0)}$.

However, for the projection function $\Pi_{C_\alpha^{(2)}}$, we assert that it is nonlinear w.r.t. $x^{(0)}$. To see this, we shall consider the following two cases:

1. $\alpha \in [0, \pi/4)$, visualized in Fig. 5b.

The position of the point pair $(x, -x)$ has four different cases: the two points fall in the region pair $(\mathcal{R}_1, \mathcal{R}_3)$, $(\mathcal{R}_2, \mathcal{R}_3)$, $(\mathcal{R}_2, \mathcal{R}_2')$ or $(\mathcal{R}_2', \mathcal{R}_3)$ respectively. Due to symmetry, we



only consider the case where \mathbf{x} falls in the upper half plane. Thus,

$$\Pi_{C_\alpha^{(2)}}(\mathbf{x}^{(0)}) - \Pi_{C_\alpha^{(2)}}(-\mathbf{x}^{(0)}) = \begin{cases} s \left(\frac{\mathbf{1}_n}{\sqrt{n}} + \tan(\alpha) \begin{bmatrix} 1 \\ -1 \end{bmatrix} \right), & \mathbf{x} \in \mathcal{R}'_2, -\mathbf{x} \in \mathcal{R}_3, \\ \mathbf{x}^{(0)}, & \mathbf{x} \in \mathcal{R}_1, -\mathbf{x} \in \mathcal{R}_3, \\ s \left(\frac{\mathbf{1}_n}{\sqrt{n}} + \tan(\alpha) \begin{bmatrix} -1 \\ 1 \end{bmatrix} \right), & \mathbf{x} \in \mathcal{R}_2, -\mathbf{x} \in \mathcal{R}_3, \\ 2s \tan(\alpha) \begin{bmatrix} -1 \\ 1 \end{bmatrix}, & \mathbf{x} \in \mathcal{R}_2, -\mathbf{x} \in \mathcal{R}'_2, \\ -s \left(\frac{\mathbf{1}_n}{\sqrt{n}} + \tan(\alpha) \begin{bmatrix} 1 \\ -1 \end{bmatrix} \right), & \mathbf{x} \in \mathcal{R}_3, -\mathbf{x} \in \mathcal{R}'_2, \end{cases} \quad (19)$$

with $s = \frac{\tan(\alpha)\|\mathbf{h}\|+t}{\tan^2(\alpha)+1}$. Notice that both \mathbf{h} and t are linear w.r.t. $\mathbf{x}^{(0)}$. Thus, the vector norm $\|\mathbf{h}\|$ is nonlinear w.r.t. $\mathbf{x}^{(0)}$. Therefore, we can conclude that the function $\Pi_{C_\alpha^{(2)}}(\mathbf{x}^{(0)}) - \Pi_{C_\alpha^{(2)}}(-\mathbf{x}^{(0)})$ is nonlinear w.r.t. the input vector $\mathbf{x}^{(0)}$.

2. $\alpha \in (\frac{\pi}{4}, \frac{\pi}{2}]$, visualized in Fig. 5c.

The position of the point pair $(\mathbf{x}, -\mathbf{x})$ has four different cases: the two points fall in the region pair $(\mathcal{R}_1, \mathcal{R}_2)$, $(\mathcal{R}_1, \mathcal{R}_3)$, $(\mathcal{R}_1, \mathcal{R}'_2)$ or $(\mathcal{R}_2, \mathcal{R}'_2)$ respectively. Due to symmetry, we only consider the case where \mathbf{x} falls in the upper half plane. Thus,

$$\Pi_{C_\alpha^{(2)}}(\mathbf{x}^{(0)}) - \Pi_{C_\alpha^{(2)}}(-\mathbf{x}^{(0)}) = \begin{cases} \mathbf{x}^{(0)} - s \left(\frac{\mathbf{1}_n}{\sqrt{n}} + \tan(\alpha) \begin{bmatrix} -1 \\ 1 \end{bmatrix} \right), & \mathbf{x} \in \mathcal{R}_1, -\mathbf{x} \in \mathcal{R}_2, \\ \mathbf{x}^{(0)}, & \mathbf{x} \in \mathcal{R}_1, -\mathbf{x} \in \mathcal{R}_3, \\ \mathbf{x}^{(0)} - s \left(\frac{\mathbf{1}_n}{\sqrt{n}} + \tan(\alpha) \begin{bmatrix} 1 \\ -1 \end{bmatrix} \right), & \mathbf{x} \in \mathcal{R}_1, -\mathbf{x} \in \mathcal{R}'_2, \\ 2s \tan(\alpha) \begin{bmatrix} -1 \\ 1 \end{bmatrix}, & \mathbf{x} \in \mathcal{R}_2, -\mathbf{x} \in \mathcal{R}'_2, \\ s \left(\frac{\mathbf{1}_n}{\sqrt{n}} + \tan(\alpha) \begin{bmatrix} -1 \\ 1 \end{bmatrix} \right) - \mathbf{x}^{(0)}, & \mathbf{x} \in \mathcal{R}_2, -\mathbf{x} \in \mathcal{R}_1, \end{cases} \quad (20)$$

with $s = \frac{\tan(\alpha)\|\mathbf{h}\|+t}{\tan^2(\alpha)+1}$. Notice that both \mathbf{h} and t are linear w.r.t. $\mathbf{x}^{(0)}$. Thus, the vector norm $\|\mathbf{h}\|$ is nonlinear w.r.t. $\mathbf{x}^{(0)}$. Therefore, we can conclude that the function $\Pi_{C_\alpha^{(2)}}(\mathbf{x}^{(0)}) - \Pi_{C_\alpha^{(2)}}(-\mathbf{x}^{(0)})$ is nonlinear w.r.t. the input vector $\mathbf{x}^{(0)}$.

In both cases, the resulting function $\Pi_{C_\alpha^{(2)}}(\mathbf{x}^{(0)}) - \Pi_{C_\alpha^{(2)}}(-\mathbf{x}^{(0)})$ is nonlinear w.r.t. the input vector $\mathbf{x}^{(0)}$. Thus, we can see that the shallow FNN with ReLU function and bias $b_1 = 0$ cannot exactly express the projection to the 2-dimensional cone $C_\alpha^{(2)}$ in the compact set \mathbb{D}_r for any arbitrary $r > 0$. Next, we consider the case where $b_1 \neq 0$. In this case, consider the following limit:

$$\limsup_{t \rightarrow \infty} \frac{t\sigma(W^{(1)}\mathbf{x}^{(0)} + \mathbf{b}^{(1)})}{t} = \sigma(W^{(1)}\mathbf{x}^{(0)}),$$

where the division and the limit are both taken element-wise. Therefore, equation 18 still holds if we replace $\mathbf{x}^{(0)}$ with $t\mathbf{x}^{(0)}$ for sufficiently large t .

However, one can observe from equation 19 and equation 20 that the projection to the 2-dimensional cone $C_\alpha^{(2)}$ is nonlinear w.r.t $\mathbf{x}^{(0)}$ in both cases. Therefore, we can conclude that the shallow FNN network with ReLU activation function cannot exactly represent the projection function $\Pi_{C_\alpha^{(2)}}$ to the 2-dimensional cone $C_\alpha^{(2)}$.

Next, we prove the general case for the convex cone $C_\alpha^{(m)}$. The proof of the first part in the lemma is exactly the same as that in Theorem 2. Thus, we only focus on the second part.

First, we still consider the case where the bias of the FNN is zero. Similar to the proof of Theorem 2, it remains to find a region where the projection function $\Pi_{C_\alpha^{(m)}}$ is nonlinear w.r.t. $\mathbf{x}^{(0)}$. This statement is easy to verify by considering the expression of the projection function explicitly written in Theorem 5. Moreover, the extension to the case where the bias is nonzero is similar to the proof for the 2-dimensional case, and is omitted here. \square

E Implementation Details

The projection to the cone $C_\alpha^{(n)}$ with $n = 2, 3, \dots$, i.e., MPU, can be computed via the following theorem, and its proof is provided in Appendix B for brevity.

Theorem 5 (Projection to n -dimensional cone). *For any n -dimensional cone $C_\alpha^{(n)} \subset \mathbb{R}^n$ with center $\mathbf{0}_n$, half apex angle $\alpha \in [0, \frac{\pi}{2}]$ and axis passing through $(1, 1, \dots, 1)$, the projection $\Pi_{C_\alpha^{(n)}}(\mathbf{x})$ can be computed via the following procedure:*

1. Compute the height scalar $t \in \mathbb{R}$ and the vector $\mathbf{h} \in \mathbb{R}^n$, which is visualized in Fig. 4a:

$$t = \frac{1}{\sqrt{n}} \mathbf{1}_n^\top \mathbf{x}, \quad \mathbf{h} = \mathbf{x} - \frac{t}{\sqrt{n}} \mathbf{1}_n. \quad (21)$$

2. Compute the projection: Let

$$s = \frac{\tan(\alpha) \|\mathbf{h}\| + t}{\tan^2(\alpha) + 1},$$

then

$$\Pi_{C_\alpha^{(n)}}(\mathbf{x}) = \begin{cases} \mathbf{x}, & \|\mathbf{h}\| \leq \tan(\alpha)t, \\ \mathbf{0}, & \|\mathbf{h}\| \leq -\tan^{-1}(\alpha)t, \\ s \left(\frac{\mathbf{1}_n}{\sqrt{n}} + \frac{\tan(\alpha)\mathbf{h}}{\|\mathbf{h}\|} \right), & \text{otherwise.} \end{cases} \quad (22)$$

Consequently, the Leaky version of the projection to cone $C_\alpha^{(n)}$ with $n = 2, 3, \dots$, i.e., Leaky MPU, can be computed by $0.99\Pi_{C_\alpha^{(n)}}(\mathbf{x}) + 0.01\mathbf{x}$.

To incorporate the activation function $\Pi_{C_\alpha^{(m)}}(\mathbf{x})$ into the l -th layer of a neural network, the input tensor $\mathbf{z}^{(l)} \in \mathbb{R}^{b \times n_{l,1} \times n_{l,2} \times \dots \times n_{l,k_l}}$ is first reshaped into a 2-dimensional vector $\tilde{\mathbf{z}}^{(l)} \in \mathbb{R}^{b \times \tilde{n}_{l-1}}$, where b represents the batch size and $\tilde{n}_{l-1} = n_{l-1,1}n_{l-1,2} \dots n_{l-1,k_l}$. Subsequently, the entries $\tilde{\mathbf{z}}^{(l)}_{:,p}$, $p : \lfloor \frac{n_l}{m} \rfloor m + p, p = 1, \dots, m-1$ are partitioned into $\lfloor \frac{n_l}{m} \rfloor$ sets, each processed by a projection unit $\Pi_{C_\alpha^{(m)}}$. For the residual $n_l \bmod m$ dimensions, two options are available: either zero-padding $m - n_l \bmod m$ dimensions followed by a projection through $C_\alpha^{(m)}$, or direct passage through the

ReLU function. Empirical evidence suggests a marginal superiority of the former approach, which is thus employed in subsequent experiments.

Additionally, we introduce a trainable parameter for the half-apex angle α of the cone $C_\alpha^{(m)}$ at each layer to modulate the compression ratio. In practice, we find that restricting the range of the half-apex angle to a relatively small range, e.g., $[30^\circ, 50^\circ]$ increase the total learning speed of the network. The multidimensional function fitting experiment is implemented in Python using the PyTorch package [22]. The code is self-written and is available in the submitted zip file.

The experiment of ResNet18 on CIFAR10 is mostly based on the code in <https://github.com/kuangliu/pytorch-cifar>, which reaches the highest accuracy in all the repositories for ResNet that we investigate. The hyperparameters that we use in our experiment are all directly adopted from the repository without any modifications. The code is available in the submitted zip file.

The experiment of both ResNet18 and the Deit-tiny architectures on ImageNet-1k dataset are based on the code in <https://github.com/open-mmlab/mmpretrain>. The hyperparameters that we use in our experiment are all directly adopted from the repository without any modifications.

F More Experiments: Deit-tiny on ImageNet

Finally, the proposed activation function is tested on a vision transformer Deit [28] on ImageNet-1k [7]. The network is trained on 8 GPU cards for 500 epochs with a batch size of 128 on each GPU, and the learning rate is kept as 0.001 during the first 20 epochs, and then a Cosine Annealing learning rate schedule is employed in the rest of the training phase, and the minimum learning rate is set to 10^{-5} . We choose the optimizer as AdamW, setting weight decay to 0.05, ϵ to 10^{-8} and betas to (0.9, 0.999). The results are summarized in Table 3.

Table 3: Test accuracy of Deit-tiny on ImageNet-1k.

Activation Functions	Top-1 Accuracy
ReLU	74.99
Proj to $C_\alpha^{(2)}$	74.86
Proj to $C_\alpha^{(3)}$	75.06