

DYVAL: GRAPH-INFORMED DYNAMIC EVALUATION OF LARGE LANGUAGE MODELS

Kaijie Zhu^{1*}, Jiaao Chen^{2*}, Jindong Wang^{1†}, Neil Zhenqiang Gong³, Diyi Yang⁴, Xing Xie¹

¹Microsoft Research, ²Georgia Tech, ³Duke University, ⁴Stanford University

ABSTRACT

Large language models (LLMs) have achieved remarkable performance in various evaluation benchmarks. However, concerns about their performance are raised on potential data contamination in their considerable volume of training corpus. Moreover, the static nature and fixed complexity of current benchmarks may inadequately gauge the advancing capabilities of LLMs. In this paper, we introduce **DYVAL**, a novel, general, and flexible evaluation protocol for dynamic evaluation of LLMs. Based on our proposed dynamic evaluation framework, we build graph-informed DYVAL by leveraging the structural advantage of directed acyclic graphs to dynamically generate evaluation samples with controllable complexities. DYVAL generates challenging evaluation sets on reasoning tasks including mathematics, logical reasoning, and algorithm problems. We evaluate various LLMs ranging from Flan-T5-large to ChatGPT and GPT-4. Experiments demonstrate that LLMs perform worse in DYVAL-generated evaluation samples with different complexities, emphasizing the significance of dynamic evaluation. We also analyze the failure cases and results of different prompting methods. Moreover, DYVAL-generated samples are not only evaluation sets, but also helpful data for fine-tuning to improve the performance of LLMs on existing benchmarks. We hope that DYVAL can shed light on the future evaluation research of LLMs.

1 INTRODUCTION

Large Language Models (LLMs) have recently achieved unprecedented performance across diverse tasks (OpenAI, 2023b; Bubeck et al., 2023). Such great performances have led to positive speculation on the possibility of LLMs being precursors of artificial general intelligence, necessitating the creation of nuanced evaluations. By pinpointing gaps for improvements, evaluation becomes the bedrock that enhances the understanding of current models and ensures AI’s continued progression.

Efforts to evaluate LLMs have become intensified significantly. Liang et al. (2023) introduced HELM, which offers a holistic assessment of LLM in various scenarios. Similarly, Chatbot Arena (Zheng et al., 2023) evaluates LLMs by contrasting their generated outputs. Other benchmarks that have set the standard in the realm of LLM evaluations include AlpacaEval (Li et al., 2023c), C-Eval (Huang et al., 2023), ARB (Sawada et al., 2023), API-Bank (Li et al., 2023a), Socket (Choi et al., 2023), and Big-Bench (bench authors, 2023). Moreover, manual experiments have emerged as a complementary approach to these benchmarks, with works such as Bubeck et al. (2023) and Bang et al. (2023). Complementing these, human evaluators have also been instrumental in gauging the prowess of LLMs, as discussed by Ziems et al. (2023) and Zečević et al. (2023).

Despite the proliferation of LLMs evaluations, current evaluation benchmarks face two fundamental challenges. First, **data contamination**. Many benchmarks source their data from the Internet, causing potential overlap with the vast corpus on which LLMs are trained, leading to the debate of “Generalization vs. Memorization” (Bender et al., 2021; Magar & Schwartz, 2022; Carlini et al., 2023; Biderman et al., 2023): *Are the model’s results stemming from genuine ability or just memorization of the training data?* A recent example is provided by Zečević et al. (2023): LLMs can deduce the conclusion that *altitude influences temperature* based on given data. However, since such conclusion also frequently appears online like Wikipedia, it is ambiguous whether LLMs truly exhibit causal reasoning capabilities or they are merely regurgitating pre-trained knowledge. Similarly,

*Equal contribution. Email: kaijiezhul1@gmail.com, jiaaochen@gatech.edu.

†Correspondence to: Jindong Wang (jindong.wang@microsoft.com).

Berglund et al. (2023) found that LLMs trained on “A is B” fail to infer “B is A”, which doubts the abilities of LLMs might come from memorization. Second, **static dataset and fixed complexity**. As LLMs progress at a rapid pace, existing datasets usually fail to match the models’ ever-evolving capabilities, because the *complexity* level of existing benchmarks is usually static and fixed. As Dziri et al. (2023) demonstrated, while handling simple problems pretty well, LLMs fail to solve complex problems. The inability to automatically and dynamically increase the complexity levels based on existing data prohibits the static benchmarks from being adapted to accurately select, compare, and advance LLMs. Even though there are a few existing dynamic benchmarks like DynaBench (Kielbaso et al., 2021) and DynaBoard (Ma et al., 2021). They rely on crowd-sourcing efforts for continuous evaluation data collection, which might be expensive and tedious.

In this paper, we introduce **DYVAL**—a novel, general, and flexible evaluation protocol for the *dynamic* evaluation of LLMs (Sec. 3.1). The core of DYVAL is to dynamically *generate* evaluation samples on the fly instead of collecting a fixed set of data. DYVAL consists of three components: 1) the generation algorithm \mathcal{G} to generate test samples with diversities; 2) the constraint \mathcal{C} to modulate sample complexity and validity; and 3) the description function \mathcal{F} to translate the generated samples into natural languages. Based on this framework, we propose a graph-informed DYVAL (Sec. 3.2, Figure 1) to generate data using graphs. Specifically, inspired by techniques such as the compiler principle (Alfred V et al., 2007) and parsing trees which decompose complexities (Klein & Manning, 2003; Vinyals et al., 2015), we employ directed acyclic graphs (DAG) (Thulasiraman & Swamy, 2011) to *compose* fundamental elements into more intricate problems, with each unit symbolized as a graph node. The extendable, stochastic nature of graph generation effectively regulates the complexity levels. Additionally, the hierarchical attributes of graphs suit them for multi-step inferential tasks like arithmetic and logics. Problems generated by DYVAL not only require profound understanding of problem solving rather than simple memorization but also echo the human approach to incremental problem-solving and solution derivation. Being general and flexible, DYVAL co-exists and co-evolves with existing benchmarks for better LLMs evaluation and evolution.

We leverage DYVAL to synthesize 7 reasoning tasks as case studies¹, encompassing: (1) Mathematics: arithmetic and linear equations; (2) Logical reasoning: boolean, deductive, and abductive logic; (3) Algorithm: reachability and maximum sum path problems. We then re-examine the state-of-the-art LLMs ranging from Flan-T5-large (Chung et al., 2022), phi-1.5 (Li et al., 2023d), Xwin-13B (Team, 2023), Llama2-13B-chat (Touvron et al., 2023), Vicuna-13B-v1.3 (Chiang et al., 2023), WizardMath-13B (Luo et al., 2023), to ChatGPT (OpenAI, 2023a) and GPT-4 (OpenAI, 2023b) with DYVAL. We also test with recent prompting techniques including Few-shot (Brown et al., 2020), CoT (Wei et al., 2022), Least to Most prompting (Zhou et al., 2023b), Automatic Prompt Engineering (Zhou et al., 2023c), and Skills-in-Context prompting (Chen et al., 2023). Finally, we perform human study involving 82 human evaluators for comparison and fine-tuning experiments using DYVAL-generated evaluation samples. Furthermore, experiments on existing benchmarks also show that fine-tuning LLMs with data generated by DYVAL could directly improve models’ abilities without extra careful collection of training data (Zhou et al., 2023a). Our key findings are:

- **Results on DYVAL evaluation are not always consistent with those on existing benchmarks, indicating possible low training data quality and/or data contamination of existing LLMs** (Sec. 4.2). For instance, WizardMath-13B, phi-1.5, and Xwin-13B perform poorly on DYVAL while claiming huge improvements on existing benchmarks.
- **As difficulty increases, LLMs tend to perform worse and their performance gap becomes larger, emphasizing the lack of compositionality of current LLMs and the importance of evolving complexity evaluations** (Sec. 4.2).
- **Our error analysis based on DYVAL evaluation exhibits various failure patterns** which shed light on how to further improve LLMs. (Sec. 4.3).
- **No prompt engineering methods can perform best in all of our evaluation sets; and larger model sizes tend to achieve better performances** (Sec. 4.4).
- **DYVAL can further be utilized to generate training data to improve the abilities of LLMs.** (Sec. 5). For instance, fine-tuning the Llama2 models with our DYVAL generated data demonstrates enhanced results on 6 existing benchmarks.

¹We choose reasoning tasks mainly due to (1) the intrinsic connection between reasoning proficiency and intelligence; (2) the notable progress LLMs have achieved in reasoning-centric tasks (Sawada et al., 2023).

To sum up, this paper makes the following contributions:

- **A novel evaluation protocol.** We introduce **DYVAL**, a novel, general, and flexible LLMs evaluation protocol designed to generate test samples dynamically, mitigating the issues of data contamination and static complexity.
- **A graph-informed DYVAL algorithm for evaluation of the reasoning abilities of LLMs.** We use DAGs to compose 7 reasoning problems from mathematics, logical reasoning to algorithms.
- **Extensive experiments and analysis.** We conduct extensive experiments to provide insights for evaluating and improving LLMs.

2 RELATED WORK

Evaluating LLMs. While neural networks are recognized as the universal function approximators (Cybenko, 1989) with remarkable data fitting capabilities (Zhang et al., 2021; Arpit et al., 2017), debates (Bender et al., 2021; Zhang et al., 2021; Tänzer et al., 2022; Magar & Schwartz, 2022; Carlini et al., 2023; Wu et al., 2023; Tang et al., 2023; Zečević et al., 2023; Kocoń et al., 2023; Schaeffer, 2023; Biderman et al., 2023; Zhu & Li, 2023) persist regarding the true nature of LLMs’ generalization abilities: *do they genuinely generalize across diverse tasks or predominantly draw from their extensive memorized datasets?*. The growing prominence of LLMs necessitates rigorous benchmarks (Hendrycks et al., 2021; Li et al., 2023b; Zhong et al., 2023; HuggingFace, 2023). Recent benchmarking trends include: (1) human-centric evaluations (Gao et al., 2022; Ribeiro & Lundberg, 2022), (2) crowd-sourced testing (Kiela et al., 2021; Ma et al., 2021), and (3) specialized task challenges (Liang et al., 2023; Tian et al., 2018; Ribeiro et al., 2020; bench authors, 2023). Complementing with these, our DYVAL introduces a dynamic evaluation system, consistently relevant in the swiftly evolving landscape of AI. Although Krause et al. (2018) introduced the term “dynamic evaluation”, our DYVAL differs considerably in its approach and goals.

Complex-to-simple problem decomposition and evaluation set construction. Employing *graphs* to deconstruct complex tasks has been an enduring and effective strategy across domains. Compilers, as seen in computational theory (Alfred V et al., 2007), effectively break down high-level constructs, while in NLP, parsing trees bring clarity to intricate syntactic and semantic structures (Klein & Manning, 2003; Vinyals et al., 2015). Roy & Roth (2015) displayed the potency of this method in arithmetic, using trees for solving multi-step problems. Additionally, several contemporary techniques have implored LLMs to decompose complex problems (Wei et al., 2022; Zhou et al., 2023b; Khot et al., 2022; Zhang et al., 2023). Several studies have leveraged graph-based approaches for constructing compositional tasks, particularly in the domains of first-order logic (Sinha et al., 2019; Clark et al., 2020; Tian et al., 2021) and causal reasoning (Jin et al., 2023). DYVAL presents notable distinctions in the following aspects: (1) *Objective and scope of applications:* We focus on dynamic evaluations that are uniquely generated and evolve in tandem with the progression of LLMs. DYVAL is flexible and works for various tasks. (2) *Methodology:* While all methodologies employ graph representations, our approach emphasizes adaptability during the evaluation phase rather than just sophisticated dataset creation.

3 DYVAL

In this section, we first elucidate our general dynamic evaluation protocol to address the challenges of data contamination with dynamic data generation and controllable complexity in Sec. 3.1. We then adapt this general protocol for reasoning tasks by leveraging the Directed Acyclic Graphs (DAGs) in Sec. 3.2. More analysis on the flexibility of DYVAL is in Sec. 3.3.

3.1 GENERAL DYNAMIC EVALUATION DESCRIPTION LANGUAGE

Before delving into our graph-informed DYVAL, we first introduce the general description language of the dynamic evaluation protocol. Given a task T , a dynamic evaluation algorithm is formulated as $\mathcal{A}_T = \mathcal{F}(\mathcal{G}(\mathcal{C}))$, where (1) \mathcal{G} is the **sample generation algorithm**, incorporating randomness to guarantee the uniqueness of each sample. The randomness may vary on different tasks such as the numbers in math problems and the logic chains in a logic reasoning task. (2) $\mathcal{C} = \{\mathcal{C}_T, \mathcal{C}_\mathcal{G}\}$

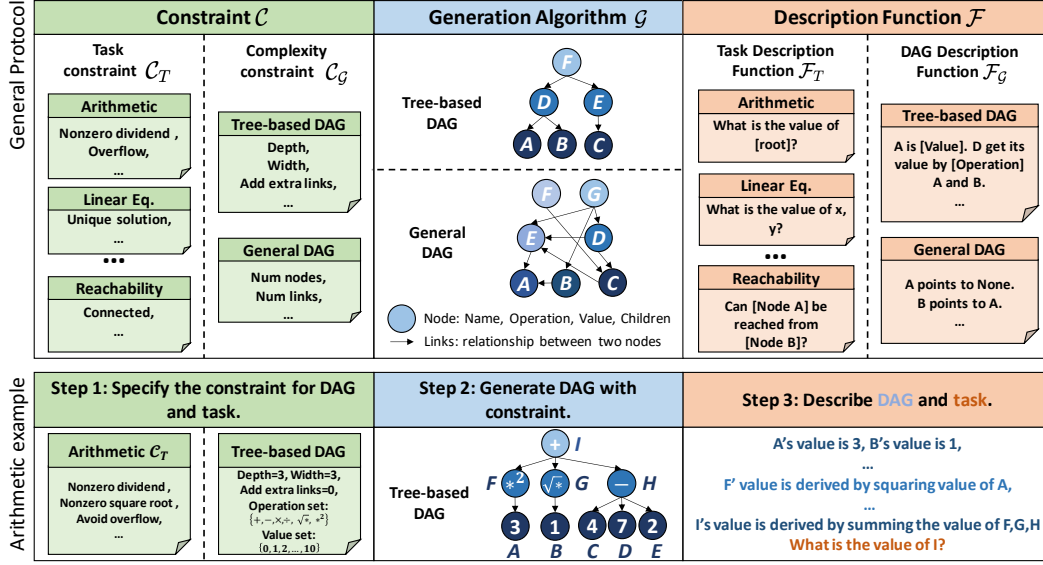


Figure 1: The pipeline of the graph-informed DYVAL. Up: the general evaluation framework; down: an arithmetic example. More details can be found at Sec. 3.2 and Appendix B.

denotes **constraints** on \mathcal{G} , where \mathcal{C}_T is the task constraint for task T such as the legality guarantee of the generated samples in the context of the task. \mathcal{C}_G is the complexity constraint for generation process such as the sampling strategy for the value in each node and the number of perturbations added into the evaluation samples. (3) $\mathcal{F} = \{\mathcal{F}_T, \mathcal{F}_G\}$ is the **description function** to translate the raw evaluation samples generated by \mathcal{G} into natural language descriptions. \mathcal{F}_G elucidates the characteristics and properties of samples generated by \mathcal{G} . \mathcal{F}_T is the description for task T such as task objective and expected outcomes.

Overall, an evaluation sample can be represented as $d_{\text{eval}} = \mathcal{F}_T(\mathcal{F}_G(\mathcal{G}(\mathcal{C}_G, \mathcal{C}_T)))$ using the above description language. \mathcal{G} first produces a sample adhering to complexity constraint \mathcal{C}_G and task constraint \mathcal{C}_T . Then it undergoes transformation by description function \mathcal{F}_G into a natural language format and finally goes through the task description function \mathcal{F}_T . The above description language naturally (1) avoids data contamination by dynamic generation via \mathcal{G} , and (2) promises dynamic datasets and controllable complexity by \mathcal{C} . Specifically, by varying constraints in \mathcal{C} , we can generate evaluation samples of different difficulties, allowing “co-evolution” of both the LLMs and the evaluation process. The description language is flexible since it allows for different generation algorithms and complexity control by changing \mathcal{G} and \mathcal{C} accordingly.

3.2 GRAPH-INFORMED DYNAMIC EVALUATION FOR REASONING TASKS

In this section, following the general evaluation description language, we implement DYVAL for reasoning tasks by taking inspiration from the graph structure. Given the intrinsic multi-step inferential nature of reasoning tasks, they inherently exhibit structural characteristics, making directed acyclic graphs (DAGs) a natural choice for modeling these tasks. DAGs also facilitate dynamic samples generation by modulating the internal structure and a fine-grained control over problem difficulty by adjusting the structural complexity. More background of DAGs can be found at Appendix A.

3.2.1 GENERATION ALGORITHM \mathcal{G} : DAG CONSTRUCTION

The generation algorithm is established upon the graph construction process. We categorize DAGs as Tree-based DAGs (T-DAGs) and General DAGs (G-DAGs), illustrated in Figure 1. T-DAGs are inherently hierarchical, making them apt for tasks that proceed from a set of initial premises to a final inference, such as arithmetic problems and logical reasoning tasks. Each node in T-DAGs represents a foundational subproblem. These subproblems are chained by the links between nodes and finally form a complex problem. Conversely, G-DAGs excel in mapping intricate relationships, especially in tasks demanding understanding of non-linear interactions. They are ideal for algorithm-

Table 1: Three types of reasoning tasks generated by DYVAL.

Field	Task	Generation algorithm \mathcal{G}	Constraint \mathcal{C}		# Classes	Description \mathcal{F}
			\mathcal{C}_T	\mathcal{C}_G		
Mathematics	Arithmetic	Tree-based	$\mathcal{V} : \{1, 2, \dots, 10\}$ $\mathcal{O} : \{+, -, \times, \div, ^2\}$	Depth, Width, Extra links, Random desc	-	What is the value of [Root]?
	Linear equation	Tree-based	$\mathcal{V} : \{1, 2, \dots, 10\}$ $\mathcal{O} : \{+, -, \times, \div, ^2\}$	Depth, Width, Extra links, Random desc	-	What is the value of x and y?
Logical Reasoning	Bool	Tree-based	$\mathcal{V} : \{\text{True}, \text{False}\}$ $\mathcal{O} : \{\text{AND}, \text{OR}, \text{NOT}\}$	Depth, Width, Extra links, Random desc	$\{\text{True}, \text{False}\}$	What is the value of [Root]?
	Deductive	Tree-based	$\mathcal{V} : \{\text{True}, \text{False}\}$ $\mathcal{O} : \{\text{AND}, \text{OR}, \text{NOT}\}$	Depth, Width, Extra links, Random desc	$\{\text{True}, \text{False}, \text{N/A}\}$	What is the value of [Root]?
	Abductive	Tree-based	$\mathcal{V} : \{\text{True}, \text{False}\}$ $\mathcal{O} : \{\text{AND}, \text{OR}, \text{NOT}\}$	Depth, Width, Extra links, Random desc	$\{\text{True}, \text{False}, \text{N/A}\}$	Given [Root] is [Value], what is the value of [Leaf i]?
Algorithm	Reachability	General	$\mathcal{V} : -$ $\mathcal{O} : -$	# Nodes, # max links, random desc	$\{\text{True}, \text{False}\}$	Can [Node i] be reached from [Node j]?
	Max sum path	General	$\mathcal{V} : \{1, 2, \dots, 10\}$ $\mathcal{O} : -$	# Nodes, # max links, random desc	-	What is the maximum path [Node i] to [Node j]?

mic challenges involving complex dependencies. For instance, imagine modeling a system where a change in one entity might impact multiple others in a cascading fashion, or tasks require to find different potential pathways between entities. The generation process for these two types of DAGs are presented in Appendix B.1.

Randomness in DAGs generation process. T-DAG randomness arises from operations assigned to nodes and initial values of leaf nodes. For instance, in arithmetic, the operation can be “+”, with leaf nodes receiving random numbers. On the other hand, for G-DAGs, each node is endowed with a random value (if needed for certain problem). For every node, the number of children is determined randomly, and the maximum number of children depends on the input. We then establish the links by selecting target child nodes at random.

Theorem 3.1 and 3.2 formally guarantee the dynamic generation process by exploring the probability that two samples generated by T-DAG and G-DAG are identical. We focus exclusively on the base case, setting aside additional complexities like the integration of random links or the embedding of random descriptions, which would further diminish the likelihood of two DAGs being identical.

Theorem 3.1. Given a tree-based DAG with depth d and width w , if the operation set for non-leaf nodes has k distinct operations and the value set for leaf nodes contains n distinct values, the probability that two independently generated DAGs are identical is: $P = \left(k^{\frac{w^{d-1}-1}{w-1}} \times n^{w^{d-1}} \right)^{-1}$.

Theorem 3.2. Given a general DAG with n nodes where each node has a minimum of $l \geq 1$ links, the probability that two randomly selected DAGs are identical is bounded by $\frac{1}{(n-1)!}$.

Proofs can be found at Appendix C. These theorems guarantee that the odds of producing identical evaluation samples are considerably low. For instance, in the arithmetic task (where $k = 6, n = 10$) with $d = 4$ and $w = 2$, the odds that two DAGs are identical hover around $1e^{-15}$.

3.2.2 CONSTRAINTS \mathcal{C} FOR GRAPH GENERATION

Task constraint \mathcal{C}_T . Task constraints vary for tasks. Take the node creation for instance: 1) What distribution should the node value adhere to? 2) What set of operations is permissible? 3) How should a node’s value be computed from its children’s values? In arithmetic task, \mathcal{C}_T includes ensuring a dividend is nonzero, avoiding overflow, etc. Here we concentrate on two general task constraints: (1) *Value distribution \mathcal{V}* : Specifies the permissible range or distribution from which leaf node values can be assigned. For example, in logic reasoning tasks, the premises (leaf nodes) are either assigned as True or False. (2) *Operation set \mathcal{O}* : Lists the operations allowed within the DAG. The operation set constraint is usually used for tree-based DAGs. For example, in arithmetic task, the allowed operation set can be defined as the basic arithmetic operations $\{+, -, \times, /\}$.

Complexity constraint \mathcal{C}_G . We investigate 4 techniques to inject complexity into DAGs (Figure 5): (1) *Change width and depth for T-DAGs*: The natural way to control the tree complexity. (2) *Change number of nodes and links for G-DAGs*: We control the overall numbers of nodes in G-DAGs. The number of links of each node is selected randomly from a predefined range, e.g., $[1, 5]$. (3) *Add extra random links*: For each node, we may introduce an additional link to another random node. (4) *Embed random descriptions*: Add random descriptions to the primary DAG’s descriptions. More details of complexity can be found at Appendix B.2 with Figure 7 as illustrations.

3.2.3 DESCRIPTION FUNCTION \mathcal{F}

After constructing DAGs with certain constraints, we then need to convert them into comprehensible natural language descriptions using the description function \mathcal{F} .

DAG description function \mathcal{F}_G . We describe the DAG node by node and then form the description of nodes into sequences. The interpretation of each node in natural language depends on its position and the task. For leaf nodes that represent primary inputs or premises, they can be described as: “The value of [Name] is [Value].” For instance, a node denoting number 5 could be expressed as: “The value of node A is 5.” For T-DAGs, the intermediate nodes that typically denote operations performed on their child nodes, the description can be formulated as: “The value of [Name] is derived by [Operation] the values of [Children’s Names].” For G-DAG, the intermediate nodes are usually described as the connections between nodes: “The [Name] points to [Children’s Names]”. Note that the natural language descriptions can be replaced according to custom needs and can be further incorporated with textual adversarial attacks (Li et al., 2019; Gao et al., 2018; Jin et al., 2020; Li et al., 2020).

Moreover, complexity is also influenced by the *order* that nodes are described. We design three orders: *topological*, *reversed topological*, and *random* orders, where each offers a unique challenge in comprehending the DAGs. The details of these orders are presented in Appendix B.4.

Task description function \mathcal{F}_T . The construction of \mathcal{F} highly depends on the context of tasks. Notably, this construction is also highly flexible. For instance, incorporating adversarial prompts (Zhu et al., 2023) to the task description can make the problems more challenging. Here we present the task description function for arithmetic and reachability tasks that are representative for T-DAG and G-DAG, respectively. Appendix B.3 presents the details and examples for the remaining 5 tasks.

Arithmetic: Given a T-DAG, the DAG description function has already demonstrated the premise: the leaf nodes and the intermediate steps of inference: non-leaf nodes. Next, we select the root node as the variable required to solve, we append the question “What is the value of [Root]?” to the description where [Root] is filled with the name of the root variable (Figure 8).

Reachability: The reachability task aims to model if two nodes are connected in a graph. For a G-DAG, the DAG description function has demonstrated the connections between nodes. The task description for reachability task is: “Can the [Node i] be reached by [Node j]” where Node i and Node j are randomly selected from the nodes in G-DAG (Figure 9).

3.3 DYVAL COEXISTS AND CO-EVOLVES WITH EXISTING BENCHMARKS.

DYVAL is complementary to existing benchmarks. First, tasks with an intrinsic structure benefit significantly from DYVAL since it can modulate complexity and randomness by adjusting the generation process. Efforts such as CheckList (Ribeiro et al., 2020), data augmentation (Andreas, 2020; Zhang et al., 2022), and reasoning dataset synthesis (Sinha et al., 2019; Zhao et al., 2019; Clark et al., 2020; Tian et al., 2021; Jin et al., 2023) can be easily integrated into DYVAL. Conversely, tasks without a well-defined structure may present challenges for DYVAL’s implementation. For example, narrative generation tasks which require the crafting of coherent stories, might not be an ideal fit for DYVAL. Second, DYVAL can be enhanced by existing benchmarks to formulate more challenging scenarios. For instance, the description function \mathcal{F} is all about natural language texts, so it can be easily combined with adversarial attacks (Li et al., 2019; Jin et al., 2020; Zhu et al., 2023) or out-of-distribution prompts (Yang et al., 2023) to assess the robustness of LLMs.

4 EXPERIMENT

4.1 SETUP

Tasks and complexity level. We mainly discuss the constraint used in each task. Test set accuracy might differ as it is generated dynamically. To balance test time and discrepancy, we produce 500 samples for each dataset. To mitigate the impact of randomness on evaluation results, we assess each dataset three times. We define 4 complexity levels (D1~D4) for each task. For tasks that use general DAGs, the number of nodes is set to be $\{7, 10, 15, 20\}$ with each node having $\{3, 4, 6, 8\}$

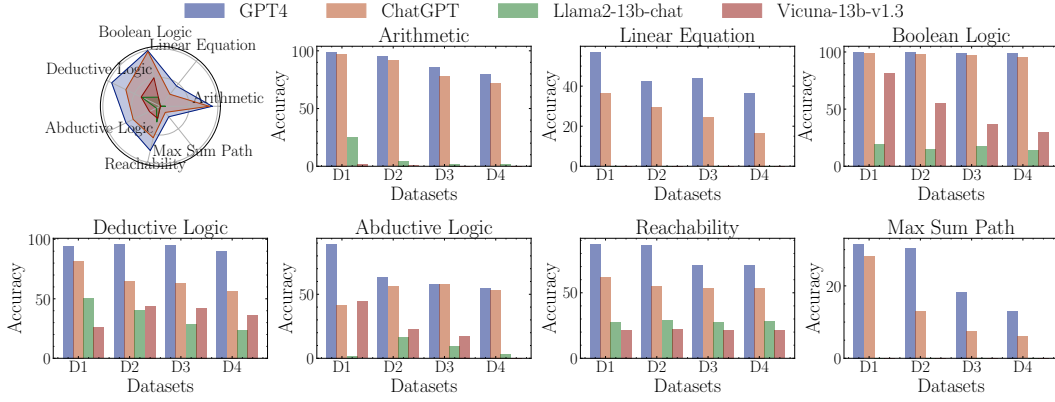


Figure 2: Results on 7 tasks with complexity from D1 to D4 (averaged on 3 description orders and 3 seeds). Xwin-13B, phi-1.5, and WizardMath-13B are not shown as their results are all 0.

maximum links and 1 minimum link. For tasks that use tree-based DAGs, tree depths and widths are (2, 2), (3, 2), (3, 3), (4, 2), respectively. More details of D1~D4 are presented in Appendix D.

Evaluation metric. Our primary evaluation metric is accuracy. For tasks where answers are numerical, we employ relative precision (Burden et al., 2015) to determine the correctness of a prediction, i.e., an answer is deemed correct if its relative precision is within a specified threshold, σ (e.g., 0.01%), in relation to the ground truth value. The relative precision is computed as $|\text{pred} - \text{gt}| / (\text{gt} + \epsilon) \leq \sigma$ where gt represents the ground truth value, pred is the model’s prediction, $|\cdot|$ is the absolute value function, σ is the desired relative precision threshold, and ϵ is a small value introduced to prevent division by zero.

LLMs. Our evaluated LLMs include Flan-T5-large (Chung et al., 2022), phi-1.5 (Li et al., 2023d), WizardMath-13B (Luo et al., 2023), Xwin-13B (Team, 2023), Llama2-13B-chat (Touvron et al., 2023), Vicuna-13B-v1.3 (Chiang et al., 2023), ChatGPT (OpenAI, 2023a), and GPT-4 (OpenAI, 2023b). Temperature is set to 0 to avoid randomness. We set the generation length to be directly proportional to the input length. Specifically, for ChatGPT and GPT-4, the generate length is set to be twice the input length; for the remaining models, it is set to be five times of the input length. We designed prompts for each task, incorporating demonstrations of rules, particularly for reasoning and algorithm tasks. To ensure formatted output, we further ask LLMs to explicitly output their predictions between “<<<” and “>>>”. All implementations are based on Huggingface.

4.2 RESULTS FOR MATH, LOGICAL REASONING, AND ALGORITHM TASKS

Before presenting the main results, note that **the results of Flan-T5-large, phi-1.5, WizardMath-13B, and Xwin-13B on all tasks are 0**, so we no longer report them. We run experiments using three random seeds. Figure 2 shows the results of all tasks averaged in three generation orders and three random seeds (full results in Appendix D.4). GPT-4 performs best, followed closely by ChatGPT. Llama2-13B-chat’s performance is subpar, with Vicuna-13B-v1.3 occasionally outperforming Llama2-13b-chat. More findings are as follows.

Inconsistent performance between existing static benchmarks and DYVAL: Despite the excellent results of phi-1.5, Xwin-13B and WizardMath-13B on existing benchmarks, their poor performance in our evaluations highlights the potential issues when evaluating LLMs solely on static benchmarks and possible low training data quality or data contamination issue.

Difficulty with complex datasets: Performance mostly declines sharply from D1 to D4, highlighting LLMs’ struggles with increasing complexity. For example, ChatGPT’s performance drops by 23% for arithmetic task as complexity increases. Notably, performance in abductive logic (inferring premises from conclusions) is much lower than in deductive logic (deriving conclusions from premises), as supported by Berglund et al. (2023), which shows LLMs excel more in “A is B” than “B is A”. Further, the performance differential between GPT-4 and ChatGPT, while subtle in simpler tasks like D1, becomes prominent in complex tasks. These observations indicate the value of intricate and evolving tasks to effectively differentiate and evaluate models. We also present more interesting observations in Appendix D.4.

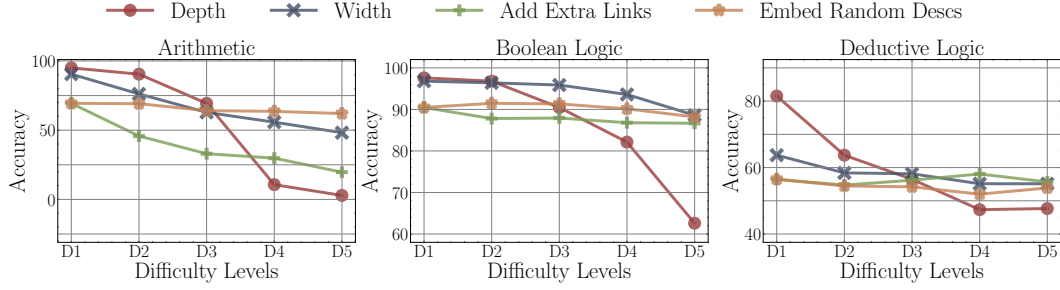


Figure 5: Comparison results across different complexity constraints.

Human study: We recruited 82 human evaluators with at least a bachelor’s degree², to gauge their skills against the LLMs on the most complex dataset (D4) for mathematical and logical reasoning tasks. Every participant tackled 5 problems from each dataset. As depicted in Figure 3, both GPT-4 and ChatGPT consistently showed high competence in most tasks, surpassing average human results. The reason could be that the generated problems are generally harder for humans but easier for LLMs. Nevertheless, GPT-4 struggled in areas like linear equations and abductive logic. This indicates that future development could involve more data from specific domains.

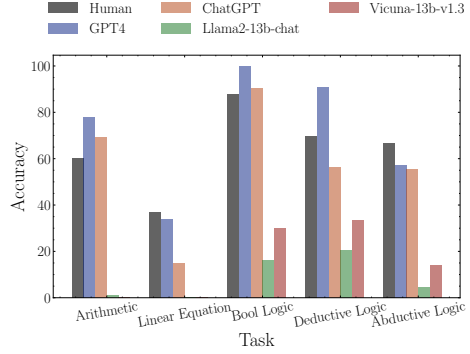


Figure 3: Human vs. LLMs results.

4.3 CASE STUDY

In an endeavor to comprehensively understand the behavior of LLMs, we meticulously examined the failure modes. Our focus is especially on the most challenging datasets of arithmetic, deductive logic, abductive logic, and reachability tasks according to the performance of GPT-4. We randomly selected 20 failure samples for each task and summarized the failure modes in Figure 4. The detailed failure cases are presented in Appendix D.5. The error types vary, indicating there is large room for improvement.




Figure 4: Failure modes distribution.

Partial calculation error: GPT-4 occasionally errs in intermediate steps, while keeping the remaining steps correct. We emphasize that the errors may be as simple as $20/7 = 37.28$. This aligns with (Dziri et al., 2023) noting LLMs sometimes give partially correct multi-digit multiplication results. **Incorrect reasoning and self contradiction:** In reasoning tasks, GPT-4 may misinterpret rules. Given an abductive logic $A \vee B \rightarrow C$ with C is False, the premise A, B must be False. However, GPT-4 inaccurately abduced that either A or B *might* be False. Further, GPT-4 occasionally contradicts itself in its assumptions for the same inference in abductive logic task. **Unsubstantiated response:** In reasoning tasks and algorithm tasks, GPT-4 often answers without any inferences or justifications. Its answer-only responses suggest possible memorization or shallow understanding. **Instructional oversight:** Occasionally, GPT-4 adeptly arrives at the correct computation but stumbles when it comes to adhering to the output instructions laid out in prompts, for example, the required relative precision of mathematic calculation.

4.4 ABLATION STUDY

Impact of complexity constraints \mathcal{C}_G : In Figure 5, we vary complexity in ChatGPT by adjusting constraints as described in Sec. 3.2.2 and observe how LLMs performance shifts across arithmetic, boolean logic, and deductive logic tasks. Notably, as task intricacy rises due to augmented complexity parameters, LLMs’ performance diminishes. Depth emerges as the predominant challenge in tree-based DAGs, emphasizing the LLMs’ difficulty with extended inference steps.

²The results may not represent the highest level of human performance. Demographics are in Appendix D.8.

Table 2: Results of ChatGPT with prompt engineering techniques on the toughest evaluation sets generated by DYVAL (D4).

Prompt engineering	Arithmetic	Linear Equation	Deductive Logic	Abductive Logic	Reachability	Max Sum Path
Vanilla	42.13	14.93	56.40	54.33	49.40	5.07
CoT (Wei et al., 2022)	42.33	21.93	52.93	43.73	47.73	1.93
Fewshot (Brown et al., 2020)	47.86	2.40	35.93	41.60	81.80	12.20
Least2most (Zhou et al., 2023b)	36.73	12.47	44.07	38.80	76.53	8.07
APE (Zhou et al., 2023c)	<u>45.20</u>	23.40	44.67	53.13	62.80	8.87
SKiC (Chen et al., 2023)	32.07	13.70	63.00	78.27	71.40	<u>11.80</u>

Table 3: Results of Llama 2 with different sizes on DYVAL-generated evaluation samples (D1).

Size	Arithmetic	Boolean logic	Reachability
7v	13.07	28.93	29.53
13b	24.20	19.53	26.53
70b	29.71	28.30	47.38

Prompt engineering: We evaluate five prompting techniques (PE) on our toughest datasets, as outlined in Table 2 and Appendix D.7. No PE methods can perform best in all tasks. While APE notably boosts the Linear Equation task by 10%, it negatively impacts deductive and abductive logic. These varied outcomes highlight the importance of task-specific PE selection and development.

Influence of model size: We further evaluate the performance of Llama2 with different model sizes of arithmetic, boolean logic and reachability tasks on their simplest dataset D1. Table 3 shows that larger sizes produce better results, but mostly still not surpass GPT-4 and human.

5 DYVAL HELPS FINE-TUNING

In this section, we show that DYVAL-generated data can further be utilized to fine-tune LLMs to improve their capabilities of solving complex tasks. Specifically, we generate training data of 7 tasks to fine-tune Llama2-13B-chat. The details of fine-tuning and training sample generation are at Appendix E. We then test the model with different settings: (1) *in-distribution* samples with the same difficulty as the training data; (2) *out-of-distribution* samples, whose difficulty levels are higher than the training data. To further demonstrate the effectiveness of our generated data, we test the models with few-shot examples on **existing benchmarks** including GSM8K (Cobbe et al., 2021) and SVAMP (Patel et al., 2021) to evaluate the math abilities, FOLIO (Han et al., 2022) and RACO (bench authors, 2023) to evaluate the logical reasoning abilities, and DP (Dziri et al., 2023) and LCS (bench authors, 2023) to evaluate the algorithm abilities. Results in Figure 6 and 10 show that the performance of fine-tuned model increases in all tasks. It shows that DYVAL is effective not only as a benchmark but also in enhancing the performance of LLMs on existing benchmarks via fine-tuning on its generated samples. The improvement might stem from the similarities between various benchmarks and DYVAL-generated samples. For instance, GSM8K samples can be interpreted as trees of depth 2 or 3. Interestingly, even no dynamic programming tasks in our fine-tuning, the fine-tuned model also showed improved performance on the DP and LCS datasets. This underscores the potential learning capability of LLMs and the efficacy of training samples generated by DYVAL.

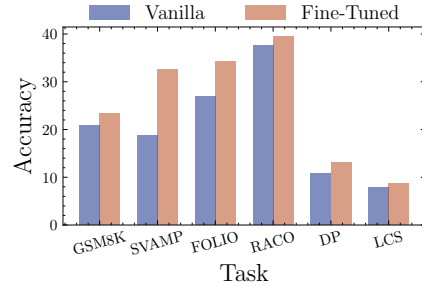


Figure 6: Results on existing benchmarks using Llama2-13B-chat model fine-tuned on DYVAL-generated data.

6 CONCLUSION AND DISCUSSION

We proposed DYVAL, a dynamic LLMs evaluation protocol to mitigate the data contamination and static complexity of existing benchmarks. We designed the graph-informed DYVAL for reasoning tasks. The strength of DYVAL lies in its dynamic generation of samples, with inherent flexibility for difficulty adjustment. We observed several interesting findings in experiments using our benchmark. More importantly, DYVAL-generated samples can not only be used as evaluation samples, but also act as fine-tuning data for LLMs to enhance their performance in existing benchmarks.

Our work has several limitations. (1) Tasks: We currently focused on reasoning tasks. While DYVAL supports other tasks, it requires to design the generation algorithm \mathcal{G} . We are optimistic that DYVAL will pave the way for further explorations across various tasks. (2) Samples: Our experiments utilized a limited set of test samples due to resource constraints. Evaluations on larger sets may help observe more findings. (3) Fine-tuning: We only fine-tuned Llama2-13b models and further investigations with diverse models on more datasets could offer deeper insights of DYVAL.

DISCLAIMER

The purpose of this research is to present a dynamic and evolving evaluation protocol in response to the rapid development of LLMs. We have the following claims. First, the generation mechanism of DYVAL does not contain any potentially harmful words or expressions but only mathematical, logical, and algorithmic descriptions. In the future, the usage of DYVAL on other natural language tasks should be dealt with cautions to not include any harmful or irresponsible languages. Second, human subjects are involved in this study to act as LLMs’ competitors for performance comparison and analysis. All human studies are conducted obeying laws and regulations in certain countries. Third, the experiments on ChatGPT and GPT-4 conducted in this paper are based on their latest version in September, 2023. Authors recommend using the same version of these services for reproducibility. As we tried our best to tune the best prompts for our experiments, it is, however, well-known that LLMs are highly sensitive to prompts. Therefore, the experiments in this paper are only based on our prompt design and codebase. Finally, we may have concluded that some LLMs in this paper achieved poor performance in our benchmark, but this does not mean these models are not good or cannot be used in practice. Authors remain positive and optimistic to all evaluated LLMs that they will further be stronger.

REFERENCES

- Aho Alfred V, Lam Monica S, Sethi Ravi, Ullman Jeffrey D, et al. *Compilers-principles, techniques, and tools*. pearson Education, 2007.
- Jacob Andreas. Good-enough compositional data augmentation. In *Proceedings of the 58th Annual Meeting of the Association for Computational Linguistics*, pp. 7556–7566, Online, July 2020. Association for Computational Linguistics.
- Devansh Arpit, Stanislaw Jastrzebski, Nicolas Ballas, David Krueger, Emmanuel Bengio, Maxinder S. Kanwal, Tegan Maharaj, Asja Fischer, Aaron Courville, Yoshua Bengio, and Simon Lacoste-Julien. A closer look at memorization in deep networks. In *Proceedings of the 34th International Conference on Machine Learning*, volume 70, pp. 233–242, 06–11 Aug 2017.
- Yejin Bang, Samuel Cahyawijaya, Nayeon Lee, Wenliang Dai, Dan Su, Bryan Wilie, Holy Lovenia, Ziwei Ji, Tiezheng Yu, Willy Chung, et al. A multitask, multilingual, multimodal evaluation of chatgpt on reasoning, hallucination, and interactivity. *arXiv preprint arXiv:2302.04023*, 2023.
- BIG bench authors. Beyond the imitation game: Quantifying and extrapolating the capabilities of language models. *Transactions on Machine Learning Research*, 2023. ISSN 2835-8856.
- Emily M. Bender, Timnit Gebru, Angelina McMillan-Major, and Shmargaret Shmitchell. On the dangers of stochastic parrots: Can language models be too big? FAccT 2021, pp. 610–623, New York, NY, USA, 2021. Association for Computing Machinery. ISBN 9781450383097.
- Lukas Berglund, Meg Tong, Max Kaufmann, Mikita Balesni, Asa Cooper Stickland, Tomasz Korbak, and Owain Evans. The reversal curse: Llms trained on “a is b” fail to learn “b is a”. *arXiv preprint arXiv:2309.12288*, 2023.
- Stella Biderman, USVSN Sai Prashanth, Lintang Sutawika, Hailey Schoelkopf, Quentin Anthony, Shivanshu Purohit, and Edward Raf. Emergent and predictable memorization in large language models. *arXiv preprint arXiv:2304.11158*, 2023.
- Tom Brown, Benjamin Mann, Nick Ryder, Melanie Subbiah, Jared D Kaplan, Prafulla Dhariwal, Arvind Neelakantan, Pranav Shyam, Girish Sastry, Amanda Askell, et al. Language models are few-shot learners. *Advances in neural information processing systems*, 33:1877–1901, 2020.
- Sébastien Bubeck, Varun Chandrasekaran, Ronen Eldan, Johannes Gehrke, Eric Horvitz, Ece Kamar, Peter Lee, Yin Tat Lee, Yuanzhi Li, Scott Lundberg, et al. Sparks of artificial general intelligence: Early experiments with gpt-4. *arXiv preprint arXiv:2303.12712*, 2023.
- Richard L Burden, J Douglas Faires, and Annette M Burden. *Numerical analysis*. Cengage learning, 2015.

- Nicholas Carlini, Daphne Ippolito, Matthew Jagielski, Katherine Lee, Florian Tramer, and Chiyuan Zhang. Quantifying memorization across neural language models. In *The Eleventh International Conference on Learning Representations*, 2023.
- Jiaao Chen, Xiaoman Pan, Dian Yu, Kaiqiang Song, Xiaoyang Wang, Dong Yu, and Jianshu Chen. Skills-in-context prompting: Unlocking compositionality in large language models. *arXiv preprint arXiv:2308.00304*, 2023.
- Wei-Lin Chiang, Zhuohan Li, Zi Lin, Ying Sheng, Zhanghao Wu, Hao Zhang, Lianmin Zheng, Siyuan Zhuang, Yonghao Zhuang, Joseph E Gonzalez, et al. Vicuna: An open-source chatbot impressing gpt-4 with 90%* chatgpt quality. See <https://vicuna.lmsys.org> (accessed 14 April 2023), 2023.
- Minje Choi, Jiaxin Pei, Sagar Kumar, Chang Shu, and David Jurgens. Do llms understand social knowledge? evaluating the sociability of large language models with socket benchmark. *arXiv preprint arXiv:2305.14938*, 2023.
- Hyung Won Chung, Le Hou, Shayne Longpre, Barret Zoph, Yi Tay, William Fedus, Eric Li, Xuezhi Wang, Mostafa Dehghani, Siddhartha Brahma, et al. Scaling instruction-finetuned language models. *arXiv preprint arXiv:2210.11416*, 2022.
- Peter Clark, Oyvind Tafjord, and Kyle Richardson. Transformers as soft reasoners over language. In Christian Bessiere (ed.), *Proceedings of the Twenty-Ninth International Joint Conference on Artificial Intelligence, IJCAI-20*, pp. 3882–3890. International Joint Conferences on Artificial Intelligence Organization, 7 2020.
- Karl Cobbe, Vineet Kosaraju, Mohammad Bavarian, Mark Chen, Heewoo Jun, Lukasz Kaiser, Matthias Plappert, Jerry Tworek, Jacob Hilton, Reiichiro Nakano, et al. Training verifiers to solve math word problems. *arXiv preprint arXiv:2110.14168*, 2021.
- George Cybenko. Approximation by superpositions of a sigmoidal function. *Mathematics of control, signals and systems*, 2(4):303–314, 1989.
- Nouha Dziri, Ximing Lu, Melanie Sclar, Xiang Lorraine Li, Liwei Jian, Bill Yuchen Lin, Peter West, Chandra Bhagavatula, Ronan Le Bras, Jena D Hwang, et al. Faith and fate: Limits of transformers on compositionality. *arXiv preprint arXiv:2305.18654*, 2023.
- Irena Gao, Gabriel Ilharco, Scott Lundberg, and Marco Tulio Ribeiro. Adaptive testing of computer vision models. *arXiv preprint arXiv:2212.02774*, 2022.
- J. Gao, J. Lanchantin, M. L. Soffa, and Y. Qi. Black-box generation of adversarial text sequences to evade deep learning classifiers. In *2018 IEEE Security and Privacy Workshops (SPW)*, pp. 50–56, May 2018. doi: 10.1109/SPW.2018.00016.
- Simeng Han, Hailey Schoelkopf, Yilun Zhao, Zhenting Qi, Martin Riddell, Luke Benson, Lucy Sun, Ekaterina Zubova, Yujie Qiao, Matthew Burtell, et al. Folio: Natural language reasoning with first-order logic. *arXiv preprint arXiv:2209.00840*, 2022.
- Dan Hendrycks, Collin Burns, Steven Basart, Andy Zou, Mantas Mazeika, Dawn Song, and Jacob Steinhardt. Measuring massive multitask language understanding. In *International Conference on Learning Representations*, 2021.
- Edward J Hu, yelong shen, Phillip Wallis, Zeyuan Allen-Zhu, Yanzhi Li, Shean Wang, Lu Wang, and Weizhu Chen. LoRA: Low-rank adaptation of large language models. In *International Conference on Learning Representations*, 2022.
- Yuzhen Huang, Yuzhuo Bai, Zhihao Zhu, Junlei Zhang, Jinghan Zhang, Tangjun Su, Junteng Liu, Chuancheng Lv, Yikai Zhang, Jiayi Lei, et al. C-eval: A multi-level multi-discipline chinese evaluation suite for foundation models. *arXiv preprint arXiv:2305.08322*, 2023.
- HuggingFace. Open-source large language models leaderboard. https://huggingface.co/spaces/HuggingFaceH4/open_llm_leaderboard, 2023.

- Di Jin, Zhijing Jin, Joey Tianyi Zhou, and Peter Szolovits. Is bert really robust? a strong baseline for natural language attack on text classification and entailment. In *Proceedings of the AAAI conference on artificial intelligence*, volume 34, pp. 8018–8025, 2020.
- Zhijing Jin, Jiarui Liu, Zhiheng Lyu, Spencer Poff, Mrinmaya Sachan, Rada Mihalcea, Mona Diab, and Bernhard Schölkopf. Can large language models infer causation from correlation? *arXiv preprint arXiv:2306.05836*, 2023.
- Tushar Khot, Harsh Trivedi, Matthew Finlayson, Yao Fu, Kyle Richardson, Peter Clark, and Ashish Sabharwal. Decomposed prompting: A modular approach for solving complex tasks. In *The Eleventh International Conference on Learning Representations*, 2022.
- Douwe Kiela, Max Bartolo, Yixin Nie, Divyansh Kaushik, Atticus Geiger, Zhengxuan Wu, Bertie Vidgen, Grusha Prasad, Amanpreet Singh, Pratik Ringshia, Zhiyi Ma, Tristan Thrush, Sebastian Riedel, Zeerak Waseem, Pontus Stenetorp, Robin Jia, Mohit Bansal, Christopher Potts, and Adina Williams. Dynabench: Rethinking benchmarking in NLP. In *Proceedings of the 2021 Conference of the North American Chapter of the Association for Computational Linguistics: Human Language Technologies*, pp. 4110–4124, June 2021.
- Dan Klein and Christopher D Manning. Accurate unlexicalized parsing. In *Proceedings of the 41st annual meeting of the association for computational linguistics*, pp. 423–430, 2003.
- Jan Kocoń, Igor Cichecki, Oliwier Kaszyca, Mateusz Kochanek, Dominika Szydło, Joanna Baran, Julita Bielaniec, Marcin Gruz, Arkadiusz Janz, Kamil Kanclerz, et al. Chatgpt: Jack of all trades, master of none. *Information Fusion*, pp. 101861, 2023.
- Ben Krause, Emmanuel Kahembwe, Iain Murray, and Steve Renals. Dynamic evaluation of neural sequence models. In *International Conference on Machine Learning*, pp. 2766–2775. PMLR, 2018.
- Jinfeng Li, Shouling Ji, Tianyu Du, Bo Li, and Ting Wang. TextBugger: Generating adversarial text against real-world applications. In *Proceedings 2019 Network and Distributed System Security Symposium*. Internet Society, 2019. doi: 10.14722/ndss.2019.23138.
- Linyang Li, Ruotian Ma, Qipeng Guo, Xiangyang Xue, and Xipeng Qiu. BERT-ATTACK: Adversarial attack against BERT using BERT. In *Proceedings of the 2020 Conference on Empirical Methods in Natural Language Processing (EMNLP)*, pp. 6193–6202, November 2020.
- Minghao Li, Feifan Song, Bowen Yu, Haiyang Yu, Zhoujun Li, Fei Huang, and Yongbin Li. Api-bank: A benchmark for tool-augmented llms. *arXiv preprint arXiv:2304.08244*, 2023a.
- Xuechen Li, Tianyi Zhang, Yann Dubois, Rohan Taori, Ishaan Gulrajani, Carlos Guestrin, Percy Liang, and Tatsunori B. Hashimoto. AlpacaEval: An automatic evaluator of instruction-following models. https://github.com/tatsu-lab/alpaca_eval, 2023b.
- Xuechen Li, Tianyi Zhang, Yann Dubois, Rohan Taori, Ishaan Gulrajani, Carlos Guestrin, Percy Liang, and Tatsunori B Hashimoto. AlpacaEval: An automatic evaluator of instruction-following models, 2023c.
- Yuanzhi Li, Sébastien Bubeck, Ronen Eldan, Allie Del Giorno, Suriya Gunasekar, and Yin Tat Lee. Textbooks are all you need ii: **phi-1.5** technical report. *arXiv preprint arXiv:2309.05463*, 2023d.
- Percy Liang, Rishi Bommasani, Tony Lee, Dimitris Tsipras, Dilara Soylu, Michihiro Yasunaga, Yian Zhang, Deepak Narayanan, Yuhuai Wu, Ananya Kumar, Benjamin Newman, Binhang Yuan, Bobby Yan, Ce Zhang, Christian Alexander Cosgrove, Christopher D Manning, Christopher Re, Diana Acosta-Navas, Drew Arad Hudson, Eric Zelikman, Esin Durmus, Faisal Ladhak, Frieda Rong, Hongyu Ren, Huaxiu Yao, Jue WANG, Keshav Santhanam, Laurel Orr, Lucia Zheng, Mert Yuksekgonul, Mirac Suzgun, Nathan Kim, Neel Guha, Niladri S. Chatterji, Omar Khattab, Peter Henderson, Qian Huang, Ryan Andrew Chi, Sang Michael Xie, Shibani Santurkar, Surya Ganguli, Tatsunori Hashimoto, Thomas Icard, Tianyi Zhang, Vishrav Chaudhary, William Wang, Xuechen Li, Yifan Mai, Yuhui Zhang, and Yuta Koreeda. Holistic evaluation of language models. *Transactions on Machine Learning Research*, 2023. ISSN 2835-8856.

- Haipeng Luo, Qingfeng Sun, Can Xu, Pu Zhao, Jianguang Lou, Chongyang Tao, Xiubo Geng, Qingwei Lin, Shifeng Chen, and Dongmei Zhang. Wizardmath: Empowering mathematical reasoning for large language models via reinforced evol-instruct. *arXiv preprint arXiv:2308.09583*, 2023.
- Zhiyi Ma, Kawin Ethayarajh, Tristan Thrush, Somya Jain, Ledell Wu, Robin Jia, Christopher Potts, Adina Williams, and Douwe Kiela. Dynaboard: An evaluation-as-a-service platform for holistic next-generation benchmarking. *Advances in Neural Information Processing Systems*, 34:10351–10367, 2021.
- Inbal Magar and Roy Schwartz. Data contamination: From memorization to exploitation. *arXiv preprint arXiv:2203.08242*, 2022.
- OpenAI. <https://chat.openai.com/chat>, 2023a.
- OpenAI. Gpt-4 technical report, 2023b.
- Arkil Patel, Satwik Bhattamishra, and Navin Goyal. Are NLP models really able to solve simple math word problems? In *Proceedings of the 2021 Conference of the North American Chapter of the Association for Computational Linguistics: Human Language Technologies*, pp. 2080–2094, June 2021.
- Marco Tulio Ribeiro and Scott Lundberg. Adaptive testing and debugging of nlp models. In *Proceedings of the 60th Annual Meeting of the Association for Computational Linguistics (Volume 1: Long Papers)*, pp. 3253–3267, 2022.
- Marco Tulio Ribeiro, Tongshuang Wu, Carlos Guestrin, and Sameer Singh. Beyond accuracy: Behavioral testing of NLP models with CheckList. In *Proceedings of the 58th Annual Meeting of the Association for Computational Linguistics*, pp. 4902–4912, Online, July 2020. Association for Computational Linguistics.
- Subhro Roy and Dan Roth. Solving general arithmetic word problems. In *Proceedings of the 2015 Conference on Empirical Methods in Natural Language Processing*, pp. 1743–1752, September 2015.
- Tomohiro Sawada, Daniel Paleka, Alexander Havrilla, Pranav Tadepalli, Paula Vidas, Alexander Krnias, John J Nay, Kshitij Gupta, and Aran Komatsuzaki. Arb: Advanced reasoning benchmark for large language models. *arXiv preprint arXiv:2307.13692*, 2023.
- Rylan Schaeffer. Pretraining on the test set is all you need. *arXiv preprint arXiv:2309.08632*, 2023.
- Koustuv Sinha, Shagun Sodhani, Jin Dong, Joelle Pineau, and William L. Hamilton. CLUTRR: A diagnostic benchmark for inductive reasoning from text. In *Proceedings of the 2019 Conference on Empirical Methods in Natural Language Processing and the 9th International Joint Conference on Natural Language Processing (EMNLP-IJCNLP)*, pp. 4506–4515, Hong Kong, China, November 2019. Association for Computational Linguistics.
- Xiaojuan Tang, Zilong Zheng, Jiaqi Li, Fanxu Meng, Song-Chun Zhu, Yitao Liang, and Muhan Zhang. Large language models are in-context semantic reasoners rather than symbolic reasoners. *arXiv preprint arXiv:2305.14825*, 2023.
- Michael Tănzer, Sebastian Ruder, and Marek Rei. Memorisation versus generalisation in pre-trained language models. In *Proceedings of the 60th Annual Meeting of the Association for Computational Linguistics (Volume 1: Long Papers)*, pp. 7564–7578, May 2022.
- Xwin-LM Team. Xwin-lm, 9 2023. URL <https://github.com/Xwin-LM/Xwin-LM>.
- Krishnaiyan Thulasiraman and Madisetti NS Swamy. *Graphs: theory and algorithms*. John Wiley & Sons, 2011.
- Jidong Tian, Yitian Li, Wenqing Chen, Liqiang Xiao, Hao He, and Yaohui Jin. Diagnosing the first-order logical reasoning ability through LogicNLI. In *Proceedings of the 2021 Conference on Empirical Methods in Natural Language Processing*, pp. 3738–3747, November 2021.

- Yuchi Tian, Kexin Pei, Suman Jana, and Baishakhi Ray. Deeptest: Automated testing of deep-neural-network-driven autonomous cars. In *Proceedings of the 40th international conference on software engineering*, pp. 303–314, 2018.
- Hugo Touvron, Louis Martin, Kevin Stone, Peter Albert, Amjad Almahairi, Yasmine Babaei, Nikolay Bashlykov, Soumya Batra, Prajjwal Bhargava, Shruti Bhosale, et al. Llama 2: Open foundation and fine-tuned chat models. *arXiv preprint arXiv:2307.09288*, 2023.
- Oriol Vinyals, Łukasz Kaiser, Terry Koo, Slav Petrov, Ilya Sutskever, and Geoffrey Hinton. Grammar as a foreign language. *Advances in neural information processing systems*, 28, 2015.
- Jason Wei, Xuezhi Wang, Dale Schuurmans, Maarten Bosma, brian ichter, Fei Xia, Ed H. Chi, Quoc V Le, and Denny Zhou. Chain of thought prompting elicits reasoning in large language models. In Alice H. Oh, Alekh Agarwal, Danielle Belgrave, and Kyunghyun Cho (eds.), *Advances in Neural Information Processing Systems*, 2022.
- Zhaofeng Wu, Linlu Qiu, Alexis Ross, Ekin Akyürek, Boyuan Chen, Bailin Wang, Najoung Kim, Jacob Andreas, and Yoon Kim. Reasoning or reciting? exploring the capabilities and limitations of language models through counterfactual tasks. *arXiv preprint arXiv:2307.02477*, 2023.
- Linyi Yang, Shuibai Zhang, Libo Qin, Yafu Li, Yidong Wang, Hanmeng Liu, Jindong Wang, Xing Xie, and Yue Zhang. Glue-x: Evaluating natural language understanding models from an out-of-distribution generalization perspective. In *Findings of ACL*, 2023.
- Matej Zečević, Moritz Willig, Devendra Singh Dhami, and Kristian Kersting. Causal parrots: Large language models may talk causality but are not causal. *Transactions on Machine Learning Research*, 2023.
- Chiyuan Zhang, Samy Bengio, Moritz Hardt, Benjamin Recht, and Oriol Vinyals. Understanding deep learning (still) requires rethinking generalization. *Communications of the ACM*, 64(3):107–115, 2021.
- Le Zhang, Zichao Yang, and Diyi Yang. TreeMix: Compositional constituency-based data augmentation for natural language understanding. In *Proceedings of the 2022 Conference of the North American Chapter of the Association for Computational Linguistics: Human Language Technologies*, pp. 5243–5258, July 2022.
- Yifan Zhang, Jingqin Yang, Yang Yuan, and Andrew Chi-Chih Yao. Cumulative reasoning with large language models. *arXiv preprint arXiv:2308.04371*, 2023.
- Jie Zhao, Xiang Deng, and Huan Sun. Easy-to-hard: Leveraging simple questions for complex question generation, 2019.
- Lianmin Zheng, Wei-Lin Chiang, Ying Sheng, Siyuan Zhuang, Zhanghao Wu, Yonghao Zhuang, Zi Lin, Zhuohan Li, Dacheng Li, Eric Xing, et al. Judging llm-as-a-judge with mt-bench and chatbot arena. *arXiv preprint arXiv:2306.05685*, 2023.
- Wanjuan Zhong, Ruixiang Cui, Yiduo Guo, Yaobo Liang, Shuai Lu, Yanlin Wang, Amin Saied, Weizhu Chen, and Nan Duan. Agieval: A human-centric benchmark for evaluating foundation models. *arXiv preprint arXiv:2304.06364*, 2023.
- Chunting Zhou, Pengfei Liu, Puxin Xu, Srini Iyer, Jiao Sun, Yuning Mao, Xuezhe Ma, Avia Efrat, Ping Yu, Lili Yu, Susan Zhang, Gargi Ghosh, Mike Lewis, Luke Zettlemoyer, and Omer Levy. Lima: Less is more for alignment, 2023a.
- Denny Zhou, Nathanael Schärli, Le Hou, Jason Wei, Nathan Scales, Xuezhi Wang, Dale Schuurmans, Claire Cui, Olivier Bousquet, Quoc Le, et al. Least-to-most prompting enables complex reasoning in large language models. In *ICLR*, 2023b.
- Yongchao Zhou, Andrei Ioan Muresanu, Ziwen Han, Keiran Paster, Silviu Pitis, Harris Chan, and Jimmy Ba. Large language models are human-level prompt engineers. In *ICLR*, 2023c.

Kaijie Zhu, Jindong Wang, Jiaheng Zhou, Zichen Wang, Hao Chen, Yidong Wang, Linyi Yang, Wei Ye, Neil Zhenqiang Gong, Yue Zhang, et al. Promptbench: Towards evaluating the robustness of large language models on adversarial prompts. *arXiv preprint arXiv:2306.04528*, 2023.

Zeyuan Allen Zhu and Yuanzhi Li. Physics of language models: Part 3.1, knowledge storage and extraction, 2023.

Caleb Ziems, William Held, Omar Shaikh, Jiaao Chen, Zhehao Zhang, and Diyi Yang. Can large language models transform computational social science? *arXiv preprint arXiv:2305.03514*, 2023.

CONTENTS

A Preliminary on Directed Acyclic Graph	16
B Details of DYVAL	17
B.1 Generation Algorithm	17
B.2 Complexity control	17
B.3 Description function	17
B.4 Description order	22
C Proof	22
D Details of Experiments	23
D.1 Experiment Environment	23
D.2 Prompts	23
D.3 Evaluation Set	24
D.4 Details of Experiment Results	24
D.5 Details of Case Study	25
D.6 Details of Varing Complexity Constraints	30
D.7 Details of Prompt Engineering	30
D.8 Human Study	30
E Details of Fine-tuning	31
E.1 Constructing training data	31
E.2 Training data and testing data	35
E.3 Results of Fine-tuning	35

A PRELIMINARY ON DIRECTED ACYCLIC GRAPH

Directed Acyclic Graphs, commonly referred to as DAGs, are a category of graphs that encapsulate a unique structure: they are directed and contain no cycles. In a DAG, vertices are connected by directed links, and there exists no sequence of links that loops back to an original node. Every link in a DAG has an initial node and a terminal node, giving it a direction. This is often symbolized as $a \rightarrow b$, where a is the starting node and b is the ending node. A key property that differentiates DAGs from other directed graphs is their lack of cycles. In other words, starting from any node in the graph, one cannot traverse a series of links and return to the same node.

In our implementation, each *node* comprises three attributes: 1) *Children (Links)*: These are the direct dependents or subsequent nodes that a given node connects to. They highlight the immediate relations or following a particular node. 2) *Value*: Every node possesses a value, which can either be explicitly assigned or derived based on its operation and its children. This value captures the essence or result of the represented subproblem. 3) *Operation*: Especially relevant in tree-based DAGs, the operation dictates how a node interprets or processes the values of its children to compute its own value. Operations might include mathematical functions, logical evaluations.

B DETAILS OF DYVAL

B.1 GENERATION ALGORITHM

We distinguish DAGs into two primary categories: Tree-based DAGs (T-DAGs) and General DAGs (G-DAGs), as shown in Figure 1.

B.1.1 T-DAGs

Tree-based DAGs possess an innate hierarchical structure that frequently encapsulate tasks that entail a sequence of conditions culminating in a definitive conclusion or result. This hierarchy naturally aligns with the structure of many mathematical and logical problems. For instance, in solving a multi-step algebraic problem, one often starts with the provided equations (leaf nodes) and proceeds step-by-step, combining and reducing these equations until arriving at the final solution (root node). Such a natural progression of deduction makes tree-based DAGs particularly feasible for these problems.

We employ a top-down approach to construct a Tree-based DAG. This algorithm is tailored to produce a tree with a designated depth and width. The inherent randomness stems from two main factors: the operations assigned to intermediate nodes and the initialization values of the leaf nodes. For the intermediate nodes, we commence by randomly selecting an operation that defines the relationship between the node and its children. Take an arithmetic task as an example: selecting ‘addition (+)’ implies that the node’s value is the sum of its children’s values. Once all child nodes are established, we compute the parent node’s value accordingly. In the case of leaf nodes, values are assigned randomly, such as picking an integer from the range $[1, 10]$ for arithmetic tasks.

B.1.2 G-DAGs

General DAGs, diverging from tree-based ones, lack a strict hierarchy. Instead, they present a more intricate web of node relationships. Their strength lies in simulating complex, intertwined relations in real-world situations. A classic use-case is the representation of transportation systems where nodes symbolize cities and edges represent connecting roads. Challenges such as determining if one city is accessible from another encapsulate the real-world problems general DAGs adeptly model. Their flexibility extends to representing a plethora of situations, from mapping supply-chain logistics to analyzing social networks.

To create a general DAG, we initiate by generating isolated nodes without any connecting links. Subsequently, each node is endowed with a random value. For every node, the number of children is determined randomly, the maximum number of children is depended on the input. We then establish the links by selecting target child nodes at random.

B.2 COMPLEXITY CONTROL

Figure 7 demonstrated 4 types of complexity constraints for T-DAGs. Compared to original case, adding width and additional links augments the computational intricacy of each subproblem. Increasing the depth escalates the complexity by necessitating more inference steps. Embedding random descriptions aims to distract LLMs.

B.3 DESCRIPTION FUNCTION

Figure 9 presented an illustration of our generated 7 tasks in 3 subjects: (1) Mathematics (DYVAL-M), which includes arithmetic task and linear equation task; (2) Logical Reasoning (DYVAL-L), which includes boolean logic task, deductive logic task, and abductive logic task; (3) Algorithm Tasks (DYVAL-A), which includes reachability task and max sum path task.

B.3.1 DYVAL-M

For DYVAL-M, we design mathematical problems that can be categorized into two main types:

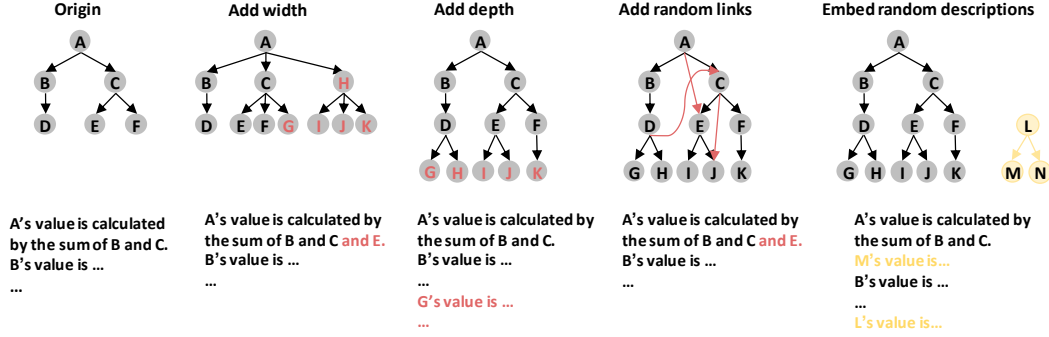


Figure 7: The complexity constraints for Tree-based DAGs.

Arithmetic: Given a T-DAG, the DAG description function has already demonstrated the premise: the leaf nodes and the intermediate steps of inference: non-leaf nodes. Next, we select the root node as the the variable required to solve, we append the question “What is the value of [Root]?” to the final of the description where [Root] is filled with the name of the root variable.

```
Here is a description of an arithmetic problem:

The value of aaa is 9.

The value of aad is 4.

aae gets its value by taking the square root of the value that aad
has.

The value of aab is 3.

aac gets its value by adding together the value of aaa and aab.

aaf gets its value by subtracting the value of aae from the value of
aac.

Compute the result of aaf. If the solution cannot be calculated,
answer 'N/A'. Ensure your result is within a relative precision of
0.0001 (or 0.01%) compared to the ground truth value. Ensure your
final result begins with '<<<' and ends with '>>>', for example, if
the answer is 1, your final result should be <<<1>>>.
```

Linear Equations: Linear equations with multiple variables present a higher degree of complexity compared to arithmetic. We use two-variable linear equations described as $a_1x + b_1y = c_1, a_2x + b_2y = c_2$. The coefficients are assigned a random value. We ask LLMs to solve the value of x, y for this linear system. Note that constructing such linear equations does not need T-DAGs or G-DAGs. To introduce additional challenges, some coefficients can be substituted with values derived from the T-DAG’s roots, forcing a two-step problem-solving approach: first calculating the coefficients from the DAG and subsequently resolving the linear equations. Note that in our experiment, the tree depth and width for linear equation task are (1, 1), (2, 2), (3, 2), (4, 2) respectively. (1, 1) represent that the value of the replaced coefficient is directly given.

```
Given the following linear equation system with two variables:

-7 x + aac0 y = 1

8 x + -1 y = 10

The calculation of aac0 is defined as:

The value of aab0 is 4.
```

The value of aaa0 is 9.

aac0 gets its value by adding together the value of aaa0 and aab0.

Determine the values of x and y. Ensure your results are within a relative precision of 0.001 (or 0.1%) compared to the ground truth values. Your response should be formatted as: <<<x's value y's value>>>, e.g., if x=1 and y=2, then it should be <<<1 2>>>

B.3.2 DYVAL-L

DYVAL-L also shares a natural compatibility with the structured representation of T-DAGs due to the innate progression and dependencies inherent in logical constructs. The tasks are:

Boolean Logic: Similar to arithmetic task, it primarily revolves around the manipulation and combination of True and False values using operators: AND, OR, NOT. The problems are presented as: What is the truth value of [Root]?

Here is a description of a boolean logic problem:

aaa is True.

The value of aab equals to (NOT aaa).

The value of aac equals to (NOT aab).

Compute the result of aac. If the solution can not be calculated, answer 'N/A'. Ensure your final result begins with '<<<' and ends with '>>>', for example, if the answer is True, your final result should be <<<True>>>.

Deductive Logic: The process of deductive logic is similar to boolean logic, but deduction introduces a bit complexity compared to boolean logic inference. For instance, given premises A (True) and B (False), and the relationship $(A \wedge B) \rightarrow C$, the value of conclusion C remains undetermined because the conjunction $(A \wedge B)$ is false. Given the description of T-DAGs, the problem is formulated as By the rule of deduction, what is the value of [Root]?

Here is a description of a deductive logic problem:

aab is True.

aaa is True.

(aaa and aab) -> aac.

aad is False.

(NOT aad) -> aae.

(aac or aae) -> aaf.

The symbol '->' represents a deductive relationship, e.g., $A \rightarrow B$ implies that if A is true, then B is true. If A is false, B 's truth value remains undetermined (N/A). Deduct the result of aaf. If the solution can not be abducted, answer 'N/A'. Ensure your final result begins with '<<<' and ends with '>>>', for example, if the answer is True, your final result should be <<<True>>>.

Abductive Logic: It aims to hypothesize the most likely cause or explanation based on observed outcomes. When working with a T-DAG, we assign a random value to the root node. Then, we randomly select a leaf node, the problem is to determine the leaf node's value based on the given

the DAG structure and root’s value. The task description is Given the value of [Root] is [value], what is the value of [Node]?

Here is a description of an abductive logic problem:

(aaa or aab) -> aac.

(NOT aac) -> aad.

Given aad is False, what is the value of aab?

The symbol ‘->’ represents a deductive relationship, e.g., $A \rightarrow B$ implies that if B is false, then A is false. If B is true, A’s truth value remains undetermined (N/A). If the solution can not be deducted, answer ‘N/A’. Ensure your final result begins with ‘<<<’ and ends with ‘>>>’, for example, if the answer is True, your final result should be <<<True>>>.

B.3.3 DYVAL-A

DYVAL-A tasks is suitable for D-DAG since they aim to model the real-world applications. Among many problems that can be abstracted and modeled as a G-DAG, here we select two representative tasks.

Reachability: A classic example of where G-DAGs shine is in modeling problems like the reachability of two nodes in the DAG. Given various nodes representing cities and links indicating roads between them, the question models can help deduce the if there exists a route from one city to another. Thus, the description for this task is: “Can the [Node1] be reached by [Node2]” where Node1 and Node2 are randomly selected from the nodes in G-DAG.

Given a directed graph:

aai points to: (None).

aac points to: (aai).

aa j points to: (aai).

aah points to: (aai, aac, aa j).

aag points to: (aac).

aaf points to: (aag, aah, aa j).

aab points to: (aaf, aah).

aaa points to: (aag, aah, aaf, aa j).

aae points to: (aai, aac, aaa).

aad points to: (aab, aaf, aae).

Can aaf be reached starting from aag?

Respond with either ‘<<<True>>>’ if reachable, or ‘<<<False>>>’ otherwise.

Max sum path: Compared to reachability problem, max sum path is more complex. This problem assign a value for each city, and then requires to find a path from two cities that the sum of the values the path go through is maximum. It requires the LLMs to find all the path between two nodes, and then determine the path with maximum value. The description for this task is What is the max sum path from [Node 1] to [Node 2]?

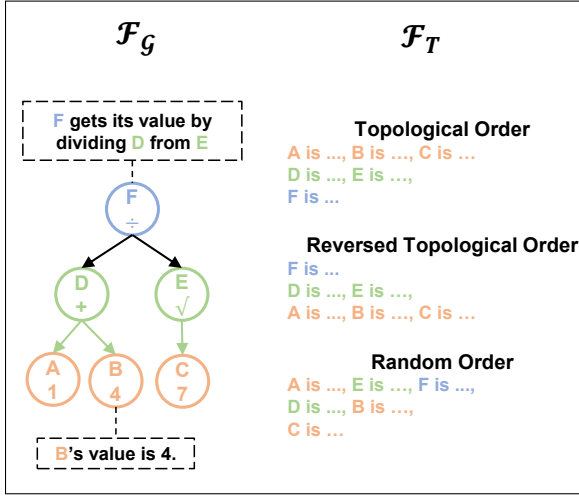


Figure 8: Description function of arithmetic task.

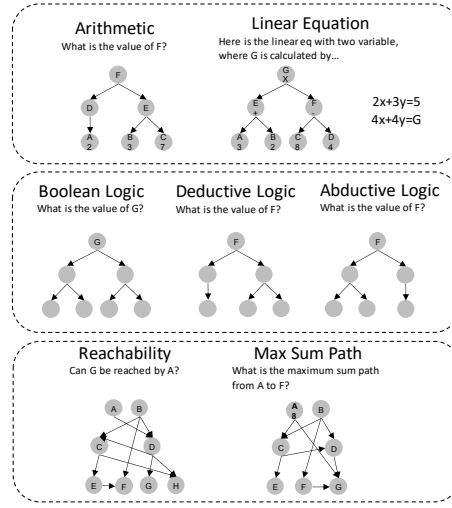


Figure 9: Descriptions of 7 tasks.

Given a directed graph with values assigned to each node:

aa_j points to: (None).
 aa_h points to: (None).
 aa_i points to: (aa_h).
 aa_g points to: (aa_i).
 aa_c points to: (aa_g).
 aa_b points to: (aa_c, aa_g).
 aa_f points to: (aa_i).
 aa_e points to: (aa_c, aa_h).
 aa_d points to: (aa_g, aa_e, aa_j).
 aa_a points to: (aa_e, aa_i, aa_j, aa_d).
 The value of aa_j is 9
 The value of aa_b is 8
 The value of aa_h is 3
 The value of aa_f is 3
 The value of aa_i is 3
 The value of aa_e is 3
 The value of aa_d is 6
 The value of aa_c is 4
 The value of aa_g is 8
 The value of aa_a is 4

What's the maximum sum path from aa_a to aa_e? For example, the value of the path A→B→C is obtained by summing the values of nodes A, B, and C. Please format your response as <<<Answer>>>. For example, if the answer is 1, it should be presented as <<<1>>>.

B.4 DESCRIPTION ORDER

- **Topological Order:** This approach sequences the description of nodes in a manner where every node is introduced after all its descendent nodes. Such a sequence ensures that leaf nodes are laid out prior to any operation that utilizes them (e.g., an addition or a logical AND).
- **Reversed Topological Order:** Taking an almost counter-intuitive approach, this order starts by spotlighting the culminating nodes or outcomes. Once these results are laid bare, the narrative retraces its steps, navigating backwards to the root nodes or primary inputs.
- **Random Order:** This unstructured method presents nodes in a random sequence, irrespective of their dependencies within the DAG. Such a disordered narrative challenges LLMs to independently connect the dots and derive patterns.

C PROOF

Theorem C.1. Given a tree-based DAG with depth d and width w , if the operation set for non-leaf nodes has k distinct operations and the value set for leaf nodes contains n distinct values, the probability that two independently generated DAGs are identical is: $P = \frac{1}{k^{\frac{w^{d-1}-1}{w-1}} \times n^{w^{d-1}}}$.

Proof. To determine the overall probability, we analyze the likelihood at each depth and then multiply these probabilities. For depth i , the number of nodes is w^{i-1} .

For depth i , $1 \leq i \leq d-1$. Since these nodes are non-leaf nodes, the probability they are identical in two independently generated DAGs is the likelihood all of them have the same operations: $p_i = \frac{1}{k^{w^{i-1}}}$.

For the leaf nodes at depth d , the probability that they are the same across two DAGs is: $p_d = \frac{1}{n^{w^{d-1}}}$.

Thus, the overall probability P that two DAGs are identical is: $P = \prod_{i=1}^{d-1} p_i \times p_d$.

Substituting the above expressions and simplifying gives the result: $P = \frac{1}{k^{\frac{w^{d-1}-1}{w-1}} \times n^{w^{d-1}}}$.

Note: We consider two trees to be distinct even if they only differ in the order of operations. For instance, the tree representing 3×5 is considered different from the tree representing 5×3 . Excluding such cases may be non-trivial and is unlikely to significantly affect the odds.

□

Theorem C.2. Given a general DAG with n nodes where each node has a minimum of $l \geq 1$ links, the lower bound of the probability that two randomly selected DAGs of this configuration are identical is $\frac{1}{(n-1)!}$.

Proof. Consider a DAG where each node has exactly one outgoing link. The first node can be connected to any of the remaining $n-1$ nodes. Subsequently, the second node can connect to any of the remaining $n-2$ nodes, excluding the one already connected to the first node. Following this logic, the third node can connect to any of the $n-3$ unconnected nodes, and so on.

Thus, the total number of distinct DAGs that can be constructed under these constraints is given by: $(n-1) \times (n-2) \times \dots \times 2 \times 1 = (n-1)!$

Given two randomly chosen DAGs of this kind, the likelihood they are identical is the inverse of the number of unique DAGs: $\frac{1}{(n-1)!}$

This probability serves as the lower bound when considering the general case of DAGs with nodes having a minimum of $l \geq 1$ links, hence proving the theorem.

□

D DETAILS OF EXPERIMENTS

D.1 EXPERIMENT ENVIRONMENT

All experiments are conducted on a workstation equipped with an NVIDIA V100 GPU with 16GB memory and A100 GPU with 80GB memory. For GPT4 and ChatGPT, we use OpenAI’s API for inference. For the Llama2 models, we downloaded from the Llama2 github repository³ and follow the instruction⁴ to convert them into huggingface models. For Vicuna-13B-v1.3, we downloaded it from its github repository⁵. The remaining models can be downloaded directly via huggingface.

D.2 PROMPTS

- **Arithmetic:**

Here is a description of an arithmetic problem:
`{}`
 Compute the result of `{}`. If the solution cannot be calculated, answer 'N/A'. Ensure your result is within a relative precision of 0.0001 (or 0.01%) compared to the ground truth value. Ensure your final result begins with '<<<' and ends with '>>>', for example, if the answer is 1, your final result should be <<<1>>>.

- **Linear Equation:**

Given the following linear equation system with two variables:
`{}`
 Determine the values of x and y. Ensure your results are within a relative precision of 0.001 (or 0.1%) compared to the ground truth values. Your response should be formatted as: <<<x's value y's value>>>, e.g., if x=1 and y=2, then it should be <<<1 2>>>

- **Boolean Logic:**

Here is a description of a boolean logic problem:
`{}`
 Compute the result of `{}`. If the solution can not be calculated, answer 'N/A'. Ensure your final result begins with '<<<' and ends with '>>>', for example, if the answer is True, your final result should be <<<True>>>.

- **Deductive Logic:**

Here is a description of a deductive logic problem:
`{}`
 The symbol ' \rightarrow ' represents a deductive relationship, e.g., $A \rightarrow B$ implies that if A is true, then B is true. If A is false, B's truth value remains undetermined (N/A). Deduce the result of `{}`. If the solution can not be deduced, answer 'N/A'. Ensure your final result begins with '<<<' and ends with '>>>', for example, if the answer is True, your final result should be <<<True>>>.

- **Abductive Logic:**

³<https://github.com/facebookresearch/llama>

⁴https://github.com/huggingface/transformers/blob/main/src/transformers/models/llama/convert_llama_weights_to_hf.py

⁵<https://github.com/lm-sys/FastChat>

Here is a description of an abductive logic problem:

{}

The symbol ' \rightarrow ' represents a deductive relationship, e.g., $A \rightarrow B$ implies that if B is false, then A is false. If B is true, A's truth value remains undetermined (N/A). If the solution can not be abduced, answer 'N/A'. Ensure your final result begins with '<<<' and ends with '>>>', for example, if the answer is True, your final result should be <<<True>>>.

• **Reachability:**

Given a directed graph:

{}

Respond with either '<<<True>>>' if reachable, or '<<<False>>>' otherwise.

• **Max Sum Path:**

Given a directed graph with values assigned to each node:

{}

For exmaple, the value of the path $A \rightarrow B \rightarrow C$ is obtained by summing the values of nodes A, B, and C. Please format your response as <<<Answer>>>. For example, if the answer is 1, it should be presented as <<<1>>>.

D.3 EVALUATION SET

We categorize tasks into four complexity levels, denoted as D1 to D4. For tasks reliant on general Directed Acyclic Graphs (DAGs), the node count is set to 7, 10, 15, 20. Each of these nodes possesses a maximum link range of 3, 4, 6, 8 and a minimum link count of 1. Conversely, for tasks that utilize tree-based DAGs, the tree depths and widths are defined as (2, 2), (3, 2), (3, 3), (4, 2), in order of increasing complexity.

The range of these datasets progresses from simple to intricate. To illustrate, an arithmetic problem with a tree depth of 2 represents a basic two-variable arithmetic computation. In contrast, a task with a tree depth of 4 exhibits heightened complexity, necessitating multiple inferential steps for resolution.

D.4 DETAILS OF EXPERIMENT RESULTS

We do not report the results of Flan-T5-large, phi-1.5, WizardMath-13B, and Xwin-13B since their performance is almost 0 even on simplest evaluation sets generated by our DYVAL. Therefore, we extensively run the results of four remaining models: Vicuna-13B-v1.3, Llama2-13B-chat, ChatGPT, and GPT-4. Table 4, 5, and 6 report the detailed results (average \pm standard error) of these models in different complexity (D1~D4) and different description generation orders (topological, reversed topological, and random orders).

In the reachability task, as task difficulty escalated, Llama2-13B-chat's performance paradoxically improved. Upon investigation, Llama2-13B-chat essentially resorted to random guessing across datasets. The proportion of 'True' answers increased (from 40% in D1 to 60% in D3), with 'False' responses being nearly absent. The remainder were non-responses, thus elevating the overall accuracy. The observation is similar to those made in Sec.4.4 where we investigated the influence of different model size.

Further, generation description order affects outcomes: in the reachability task, GPT-4's accuracy drops by 13.67% when given reversed order compared to topological order. See Appendix D.4 for details of experiment results.

Table 4: Results for Mathematic Tasks

Task	Dataset	GPT4			ChatGPT			Llama2-13b-chat			Vicuna-13b-v1.3		
		Topo	Reversed	Rand	Topo	Reversed	Rand	Topo	Reversed	Rand	Topo	Reversed	Rand
Arithmetic	D1	98.00±0.00	100.00±0.00	99.00±1.00	95.00±0.40	99.53±0.23	97.27±0.90	12.33±0.90	38.67±1.86	24.20±1.93	2.73±0.64	0.53±0.58	2.40±0.69
	D2	94.17±1.15	95.67±1.04	95.50±1.00	90.47±1.17	92.27±0.12	92.07±0.31	5.73±1.01	3.00±0.87	4.60±0.35	1.53±0.46	0.07±0.12	0.60±0.20
	D3	85.83±1.89	87.67±1.61	84.35±2.26	76.20±2.80	78.20±3.41	78.47±3.83	1.07±0.12	2.47±0.23	3.07±0.76	1.13±0.31	0.07±0.12	0.20±0.00
	D4	79.33±1.61	81.33±1.89	77.67±2.57	72.40±1.51	72.73±1.68	69.40±2.25	2.80±0.53	0.80±0.35	1.20±0.69	0.20±0.20	0.07±0.12	0.00±0.00
Linear Equation	D1	56.33±1.15	58.50±0.00	56.33±3.01	36.20±1.04	36.20±2.42	36.27±2.66	0.00±0.00	0.00±0.00	0.00±0.00	0.00±0.00	0.00±0.00	0.00±0.00
	D2	42.67±2.36	42.17±1.89	43.00±2.65	27.67±1.75	30.87±1.72	29.60±2.55	0.00±0.00	0.00±0.00	0.00±0.00	0.00±0.00	0.00±0.00	0.00±0.00
	D3	44.33±2.52	43.17±6.60	43.83±2.93	19.40±1.06	29.67±1.29	23.87±2.10	0.00±0.00	0.00±0.00	0.00±0.00	0.00±0.00	0.00±0.00	0.00±0.00
	D4	38.83±4.25	37.17±3.82	34.00±1.73	13.80±1.06	21.07±0.50	14.93±2.05	0.00±0.00	0.00±0.00	0.00±0.00	0.00±0.00	0.00±0.00	0.00±0.00

Table 5: Results for Logical Reasoning Tasks

Task	Dataset	GPT4			ChatGPT			Llama2-13b-chat			Vicuna-13b-v1.3		
		Topo	Reversed	Rand	Topo	Reversed	Rand	Topo	Reversed	Rand	Topo	Reversed	Rand
Boolean Logic	D1	100.00±0.00	100.00±0.00	100.00±0.00	99.80±0.20	99.87±0.23	97.60±0.53	25.33±1.17	12.73±0.23	19.53±1.33	77.93±1.47	84.93±0.12	81.13±0.12
	D2	100.00±0.00	99.33±0.58	100.00±0.00	98.80±0.20	99.40±0.20	96.80±0.40	7.87±0.61	17.00±1.40	18.67±0.70	43.00±1.00	68.40±2.12	53.93±1.55
	D3	97.00±1.00	100.00±0.00	100.00±0.00	99.60±0.35	98.00±0.69	92.93±1.10	13.53±1.55	20.07±1.51	17.93±0.50	28.93±2.19	42.47±2.10	39.67±2.58
	D4	96.00±2.00	100.00±0.00	99.67±0.58	99.40±0.20	95.47±0.23	90.47±0.64	10.87±0.42	13.93±1.30	16.33±0.99	29.20±1.59	29.73±2.12	29.80±1.25
Deductive Logic	D1	100.00±0.00	88.17±1.26	95.17±1.53	81.87±0.76	82.47±1.42	81.53±2.72	45.40±1.25	56.27±1.03	49.13±0.42	11.87±0.31	44.60±1.11	20.73±0.99
	D2	98.50±1.50	92.50±0.87	97.17±1.61	64.60±1.60	65.93±1.14	63.73±3.42	43.60±2.60	34.47±2.05	43.07±3.14	48.00±2.31	38.73±2.05	44.87±0.61
	D3	98.17±1.53	87.83±2.52	98.33±1.04	63.47±2.48	61.60±2.80	63.33±1.86	26.60±1.91	33.47±1.68	26.27±1.21	46.67±1.75	45.47±2.72	34.67±2.21
	D4	96.17±1.04	84.33±1.44	90.67±5.03	56.40±1.78	57.33±1.30	56.47±3.00	20.60±1.56	29.20±1.59	20.60±2.69	38.07±1.15	37.40±1.22	33.40±3.17
Abductive Logic	D1	93.50±0.50	83.33±3.33	91.00±1.00	37.93±2.14	49.33±3.39	38.07±2.61	3.73±0.23	0.00±0.00	1.73±0.76	56.40±2.25	31.60±1.22	45.53±2.10
	D2	78.83±6.37	48.50±5.57	63.50±4.09	53.47±2.50	59.80±3.41	56.60±3.36	21.47±1.17	10.53±1.42	17.67±1.86	19.80±0.20	25.47±1.72	22.00±1.39
	D3	64.67±5.51	49.83±3.18	58.50±3.28	56.13±3.06	60.80±1.06	57.87±2.81	12.60±1.51	7.60±2.25	8.07±0.95	20.40±1.31	14.80±0.92	17.20±0.87

D.5 DETAILS OF CASE STUDY

We select 20 failure cases of the most challenging datasets of arithmetic, deductive logic, abductive logic, and reachability of GPT-4.

Here we present one failure case for each error type.

Partial calculation error It has been observed that GPT-4, in certain situations, commits errors in intermediate computational steps, while it maintains correctness in the remaining steps. This characteristic anomaly is not isolated to complex calculations. In fact, not only complex calculation, seemingly straightforward calculations such as can be incorrectly computed. This observed behavior is consistent with the findings presented by (Dziri et al., 2023), where they highlighted that low-level learning models (LLMs) occasionally produce results that are only partially accurate, particularly in the realm of multi-digit multiplication.

Input:

Here is a description of an arithmetic problem:

The value of aaj is 7.

aak gets its value by squaring the value that aaj has.

The value of aah is 6.

The value of aag is 2.

aai gets its value by dividing the value of aag by those of aah.

aan gets its value by multiplying together the value of aai and aak.

The value of aaa is 6.

Table 6: Results for Algorithm Tasks

Task	Dataset	GPT4			ChatGPT			Llama2-13b-chat			Vicuna-13b-v1.3		
		Topo	Reversed	Rand	Topo	Reversed	Rand	Topo	Reversed	Rand	Topo	Reversed	Rand
Reachability	D1	83.67±1.15	92.67±1.15	85.33±3.06	59.53±0.76	63.87±1.51	63.40±2.42	21.60±1.20	23.20±0.80	26.87±1.47	11.47±1.29	29.80±2.03	23.53±2.20
	D2	85.00±0.00	91.00±0.00	83.00±2.00	53.53±3.97	56.73±2.81	54.27±1.79	34.60±1.40	26.87±1.27	26.27±1.17	12.07±0.58	31.73±0.64	21.73±0.50
	D3	68.17±2.93	77.67±0.58	67.67±2.31	49.67±2.55	57.53±1.90	53.73±3.13	39.33±2.08	39.33±1.80	37.47±1.01	13.60±1.00	29.67±3.75	21.80±2.88
	D4	63.00±1.00	76.67±0.58	74.33±2.52	49.40±2.71	59.13±3.49	52.33±2.89	33.67±2.97	41.53±1.22	38.60±0.92	10.80±0.72	30.73±1.53	22.00±1.64
Max Sum Path	D1	37.33±5.86	30.67±6.11	26.67±5.03	29.47±2.08	29.67±2.77	25.27±0.83	0.00±0.00	0.00±0.00	0.00±0.00	0.00±0.00	0.00±0.00	0.00±0.00
	D2	38.67±8.14	27.00±8.54	25.67±5.69	14.20±1.25	13.33±2.37	11.33±0.76	0.00±0.00	0.00±0.00	0.00±0.00	0.00±0.00	0.00±0.00	0.00±0.00
	D3	21.33±4.04	17.00±5.00	16.67±4.16	6.40±1.64	8.40±1.51	7.60±0.72	0.00±0.00	0.00±0.00	0.00±0.00	0.00±0.00	0.00±0.00	0.00±0.00
	D4	16.67±2.52	12.00±2.00	10.67±0.58	5.07±0.76	6.20±1.11	6.67±1.33	0.00±0.00	0.00±0.00	0.00±0.00	0.00±0.00	0.00±0.00	0.00±0.00

aab gets its value by squaring the value that aaa has.
 The value of aac is 8.
 The value of aad is 1.
 aae gets its value by dividing the value of aac by those of aad.
 aaf gets its value by dividing the value of aab by those of aae.
 aao gets its value by adding together the value of aaf and aan.
 Compute the result of aao. If the solution cannot be calculated, answer 'N/A'. Ensure your result is within a relative precision of 0.0001 (or 0.01%) compared to the ground truth value. Ensure your final result begins with '<<<' and ends with '>>>', for example, if the answer is 1, your final result should be <<<1>>>.

GPT4's response:

First, let's calculate the values step by step:

```

aaj = 7
aak = aaj2 = 72 = 49
aah = 6
aag = 2
aai = aag / aah = 2 / 6 = 0.3333
aan = aai * aak = 0.3333 * 49 = 16.3167 (should be 16.3317)
aaa = 6
aab = aaa2 = 62 = 36
aac = 8
aad = 1
aae = aac / aad = 8 / 1 = 8
aaf = aab / aae = 36 / 8 = 4.5
aao = aaf + aan = 4.5 + 16.3167 = 20.8167
So, the result of aao is 20.8167.
Therefore, the final result is <<<20.8167>>>.

```

Ground truth: 20.8333

Incorrect reasoning When tasked with reasoning, GPT-4 can occasionally falter in rule interpretation, especially in abductive logic task.

Input:

Here is a description of an abductive logic problem:

```

(aaa and aab) -> aac.
(aae or aaf) -> aag.
(aah or aai) -> aaj.
(aag or aaj) -> aak.
(NOT aac) -> aad.
(aad or aak) -> aan.

```

Given aan is False, what is the value of aab?

The symbol ' \rightarrow ' represents a deductive relationship, e.g., $A \rightarrow B$ implies that if B is false, then A is false. If B is true, A's truth value remains undetermined (N/A). If the solution can not be abduced, answer 'N/A'. Ensure your final result begins with '<<<' and ends with '>>>', for example, if the answer is True, your final result should be <<<True>>>.

GPT4's response:

Given aan is False, it means either aad or aak must be False (both aad and aak should be False) (since aad or aak \rightarrow aan).

If aak is False, then either aag or aaj must be False (since aag or aaj \rightarrow aak).

If aag is False, then either aae or aaf must be False (since aae or aaf \rightarrow aag).

If aaj is False, then either aah or aai must be False (since aah or aai \rightarrow aaj).

However, none of these conditions provide any information about aab.

Therefore, the value of aab cannot be abduced from the given information.

So, the answer is <<<N/A>>>.

Ground truth: N/A

Self Contradiction GPT-4, on occasion, presents self-contradictory assumptions during the same inference in an abductive logic task.

Input:

Here is a description of an abductive logic problem:

(aah or aai) \rightarrow aaj.

(NOT aaj) \rightarrow aak.

(aad or aae) \rightarrow aaf.

(aaa or aab) \rightarrow aac.

(aac or aaf) \rightarrow aag.

(aag or aak) \rightarrow aan.

Given aan is False, what is the value of aah?

The symbol ' \rightarrow ' represents a deductive relationship, e.g., $A \rightarrow B$ implies that if B is false, then A is false. If B is true, A's truth value remains undetermined (N/A). If the solution can not be abduced, answer 'N/A'. Ensure your final result begins with '<<<' and ends with '>>>', for example, if the answer is True, your final result should be <<<True>>>.

GPT4's response:

Since aan is False, at least one of aag or aak must be False.

However, we don't know which one is False, so we can't determine the value of aah. (This inference step contradicts to the former example, where GPT4 assumes aah is False.) Therefore, the answer is 'N/A'.

<<<N/A>>>

Ground truth: N/A

Unsubstantiated response A recurring observation in both reasoning and algorithmic tasks is GPT-4’s propensity to provide answers without accompanying justifications. These succinct, answer-only responses raise concerns about the depth of GPT-4’s understanding and whether its approach is grounded in actual comprehension or simply a result of memorization. This error mostly happens in algorithm tasks and occasionally happens in logical reasoning tasks.

Input:

Here is a description of an abductive logic problem:

```
(aaa or aab) -> aac.
(aad or aae) -> aaf.
(aac or aaf) -> aag.
(NOT aah) -> aai.
(NOT aaj) -> aak.
(aai or aak) -> aan.
(aag or aan) -> aao.
```

Given aao is False, what is the value of aaa?

The symbol ‘->’ represents a deductive relationship, e.g., $A \rightarrow B$ implies that if B is false, then A is false. If B is true, A’s truth value remains undetermined (N/A). If the solution can not be abduced, answer ‘N/A’. Ensure your final result begins with ‘<<<’ and ends with ‘>>>’, for example, if the answer is True, your final result should be <<<True>>>.

GPT4’s response:

<<<N/A>>>

Ground truth: N/A

Instructional oversight Interestingly, while GPT-4 often computes accurately, it sometimes falters when it comes to precisely following the output instructions as described in given prompts. This discrepancy points to a potential gap in the model’s ability to parse and adhere to intricate instructional details, even when the underlying computational capability is sound.

Input:

Here is a description of an arithmetic problem:

```
The value of aac is 6.
The value of aai is 6.
The value of aag is 8.
aan gets its value by subtracting the sum of the values of aak and aae
from the value of aah.
aao gets its value by multiplying together the value of aae and aan
and aae.
aah gets its value by multiplying together the value of aaf and aag
and aae.
The value of aap is 1.
The value of aaa is 6.
aad gets its value by taking the square root of the value that aac
has.
The value of aaj is 4.
```

aak gets its value by subtracting the sum of the values of aaj and aae from the value of aai.

The value of aaq is 7.

aar gets its value by dividing the value of aap by those of aaq.

aab gets its value by squaring the value that aaa has.

The value of aaf is 10.

aae gets its value by multiplying together the value of aab and aad and aai.

Compute the result of aao. If the solution cannot be calculated, answer 'N/A'. Ensure your result is within a relative precision of 0.0001 (or 0.01%) compared to the ground truth value. Ensure your final result begins with '<<<' and ends with '>>>', for example, if the answer is 1, your final result should be <<<1>>>.

GPT4's response:

Let's solve this step by step:

1. $aac = 6$
2. $aai = 6$
3. $aag = 8$
4. $aaa = 6$
5. $aad = \sqrt{aac} = \sqrt{6}$
6. $aaj = 4$
7. $aaq = 7$
8. $aap = 1$
9. $aaf = 10$
10. $aab = aaa^2 = 6^2 = 36$
11. $aae = aab * aad * aai = 36 * \sqrt{6} * 6$
12. $aak = aai - (aaj + aae) = 6 - (4 + 36 * \sqrt{6} * 6)$
13. $aah = aaf * aag * aae = 10 * 8 * 36 * \sqrt{6} * 6$
14. $aan = aah - (aak + aae) = 10 * 8 * 36 * \sqrt{6} * 6 - (6 - (4 + 36 * \sqrt{6} * 6) + 36 * \sqrt{6} * 6)$
15. $aao = aae * aan * aae = (36 * \sqrt{6} * 6) * (10 * 8 * 36 * \sqrt{6} * 6 - (6 - (4 + 36 * \sqrt{6} * 6) + 36 * \sqrt{6} * 6)) * (36 * \sqrt{6} * 6)$

This is a complex calculation and it's not possible to simplify it further. However, it's clear that the result will be a very large number. Since the problem doesn't provide any constraints on the values of the variables, we can't say that the solution is 'N/A'. (The equation is correct however GPT4 did not simplify it. In our experiment, we found that GPT-4 can handle large numbers, so the error does not originate from them.)

So, the result of aao is a very large number that can't be simplified further.

Ground truth: 11848342359.78579

D.6 DETAILS OF VARIING COMPLEXITY CONSTRAINTS

As shown in Figure 5, we systematically vary the levels of complexity in ChatGPT by adjusting individual constraints while keeping others constant. Specifically, we explore how performance metrics evolve as we incrementally adjust depth, width, #nodes, #max links, the number of extra links, and the quantity of random descriptions across arithmetic, boolean logic, and deductive logic tasks. To comprehensively evaluate the impact of complexity constraints, various parameters were meticulously adjusted. The following elucidates the configurations employed:

- **Depth Constraint:** Maintaining the width at 2, with neither the addition of random links nor the embedding of extra descriptions (both set to 0), the depth was systematically varied, with values set to 2, 3, 4, 5, and 6.
- **Width Constraint:** With a fixed depth of 3, and with the addition of random links and embedding of extra descriptions both neutralized to 0, the width was tested with the values 2, 3, 4, 5, and 6.
- **Random Link Addition Constraint:** For this, a depth of 4 and a width of 2 were maintained, with extra descriptions set to 0. The number of random links introduced varied as 0, 1, 2, 3, and 4. It should be highlighted that due to the inherent acyclic constraint, certain nodes may preclude the addition of extra links.
- **Embedding Extra Descriptions:** With a depth and width fixed at 4 and 2, respectively, and no addition of random links (set to 0), the levels of embedded extra descriptions were calibrated to 0, 1, 2, 3, and 4.

Across these variations, our results consistently underscore a notable trend: as the tasks become more intricate through the augmentation of these complexity parameters, LLMs progressively struggle, underscoring the inherent challenges posed by increasing task intricacy. It can be observed that depth is the most influential complexity constraint of tree-based DAGs, indicates that LLMs struggle to deal with problems that requires more inference steps.

D.7 DETAILS OF PROMPT ENGINEERING

We explored five prompting techniques to evaluate their potential impact on our most challenging datasets (excluding boolean logic since ChatGPT achieved comparable results on most challenging datasets): Zeroshot-CoT (Wei et al., 2022), Few-shot (3-shot in our experiments) (Brown et al., 2020), Least-to-most (Zhou et al., 2023b), automatic prompt engineering (APE) (Zhou et al., 2023c), and skill-in-context (SKiC) (Chen et al., 2023). The details of these techniques are as follows:

- **Zeroshot-CoT:** An approach that allows models to generalize from their pre-training without explicit examples in the target task (Wei et al., 2022).
- **Fewshot (3-shot in our experiments):** Provides the model with a small number of examples from the target task to aid in understanding and generalizing to the broader task (Brown et al., 2020).
- **Least to Most Prompting:** This technique incrementally provides more specific prompts to guide the model’s responses, adapting the prompt based on the difficulty level of the problem (Zhou et al., 2023b).
- **Automatic Prompting Engineering (APE):** A method where prompts are automatically engineered to elicit the desired response from the model, often maximizing its performance (Zhou et al., 2023c).
- **Skill-in-Context (SKiC):** This method seeks to understand a model’s inherent skills and utilize them in a specific context to improve its outputs (Chen et al., 2023).

D.8 HUMAN STUDY

We conducted our human study by obeying the local laws and regulations. The demographics of the human subjects are shown in Table 7.

Table 7: Demographics of the recruited human subjects.

Sex	Age	Degree
Male: 52 (63.4%)	20-25: 60 (73.2%)	Bachelor: 49 (59.8%)
Female: 30 (36.6%)	26-36: 22 (26.8%)	Master: 33 (40.2%)

E DETAILS OF FINE-TUNING

E.1 CONSTRUCTING TRAINING DATA

The training data includes the problems and their corresponding inference steps. Constructing inference steps is similar to the DAG description. For mathematics tasks and logical reasoning tasks, which utilize T-DAG, we follow the topological order to describe how the intermediate gets its value from its children. For algorithm tasks, the inference are indeed an algorithm, thus, we formalize each step in the algorithm into natural language, which finally form the inference steps. Following list presented a training sample of each task. Note that the inference steps for each task are also highly flexible and can be augmented with more details, and we believe that the more detailed inference steps will benefit more.

- **Arithmetic:**

Input:

Here is a description of an arithmetic problem:

The value of aae is 2.

The value of aad is 4.

aaf gets its value by dividing the value of aad by those of aae.

aag gets its value by taking the square root of the value that aaf has.

Compute the result of aag. If the solution cannot be calculated, answer 'N/A'. Ensure your result is within a relative precision of 0.0001 (or 0.01%) compared to the ground truth value. Ensure your final result begins with '<<<' and ends with '>>>', for example, if the answer is 1, your final result should be <<<1>>>.

Inference steps:

aae is 2.0

aad is 4.0

aaf = aad / aae = 4.0 / 2.0 = 2.0

aag = sqrt aaf = sqrt(2.0) = 1.41421356

Thus, the answer is <<<1.41421356>>>

- **Linear Equation:**

Input:

Given the following linear equation system with two variables:

$$aag0 \ x + -6 \ y = -6$$

$$-2 \ x + 6 \ y = 0$$

The calculation of aag0 is defined as:

The value of aab0 is 10.

The value of aaa0 is 6.

aac0 gets its value by adding together the value of aaa0 and aab0.

The value of aad0 is 6.

The value of aae0 is 1.

aaf0 gets its value by multiplying together the value of aad0 and

aae0.
 aag0 gets its value by multiplying together the value of aac0 and aaf0.

Determine the values of x and y. Ensure your results are within a relative precision of 0.001 (or 0.1%) compared to the ground truth values. Your response should be formatted as: <<<x's value y's value>>>, e.g., if x=1 and y=2, then it should be <<<1 2>>>

Inference steps:

Let's first solve the coefficients of the linear equation.

aab0 is 10.0
 aaa0 is 6.0
 $aac0 = aaa0 + aab0 = 6.0 + 10.0 = 16.0$
 aad0 is 6.0
 aae0 is 1.0
 $aaf0 = aad0 * aae0 = 6.0 * 1.0 = 6.0$
 $aag0 = aac0 * aaf0 = 16.0 * 6.0 = 96.0$
 Thus, aag0 = 96.0

Next, solve the linear equation:

$96.0x + -6.0y = -6.0$
 $-2.0x + 6.0y = 0.0$
 To eliminate 'y', multiply the first equation by 6 and the second equation by -6. This makes the coefficients of 'y' equal. Subtracting the second equation from the first then gives: $564.0x = -36.0$.
 From the equation $564.0x = -36.0$, we can solve for x. Solving for x, we get $x = -0.06382979$.
 Substituting $x = -0.06382979$ into the first original equation, we get: $-6.0y = 0.12765957$, which gives $y = -0.0212766$.

Thus, the answer is <<<-0.06382979 -0.0212766>>>

• **Boolean Logic:**

Input:

Here is a description of a boolean logic problem:

aaa is False.
 aab is True.
 The value of aac equals to (aaa OR aab).
 aad is False.
 aae is False.
 The value of aaf equals to (aad AND aae).
 The value of aag equals to (aac AND aaf).
 Compute the result of aag. If the solution can not be calculated, answer 'N/A'. Ensure your final result begins with '<<<' and ends with '>>>', for example, if the answer is True, your final result should be <<<True>>>.

Inference steps:

aaa is False.
 aab is True.
 $aac = (aaa \text{ OR } aab) = (\text{False} \text{ OR } \text{True}) = \text{True}$.
 aad is False.
 aae is False.
 $aaf = (aad \text{ AND } aae) = (\text{False} \text{ AND } \text{False}) = \text{False}$.


```
aag = (aac AND aaf) = (True AND False) = False.
```

Thus, the answer is <<<False>>>

• Deductive Logic:

Input:

Here is a description of a deductive logic problem:

aaa is False.

aab is False.

(aaa or aab) -> aac.

(NOT aac) -> aad.

The symbol '->' represents a deductive relationship, e.g., A -> B implies that if A is true, then B is true. If A is false, B's truth value remains undetermined (N/A). Deduce the result of aad. If the solution can not be deduced, answer 'N/A'. Ensure your final result begins with '<<<' and ends with '>>>', for example, if the answer is True, your final result should be <<<True>>>.

Inference steps:

aaa is False.

aab is False.

(aaa OR aab) = (False OR False) -> aac.

The premise (False OR False) is False, thus, the value of aac cannot be deduced and is set to N/A.

(NOT aac) = (NOT N/A) -> aad.

The value of aad cannot be deduced, and is set to N/A.

Thus, the answer is <<<N/A>>>

• Abductive Logic:

Input:

Here is a description of an abductive logic problem:

(aad or aae) -> aaf.

(aaa or aab) -> aac.

(aac or aaf) -> aag.

Given aag is False, what is the value of aab?

The symbol '->' represents a deductive relationship, e.g., A -> B implies that if B is false, then A is false. If B is true, A's truth value remains undetermined (N/A). If the solution can not be abduced, answer 'N/A'. Ensure your final result begins with '<<<' and ends with '>>>', for example, if the answer is True, your final result should be <<<True>>>.

Inference steps:

(aac OR aaf) -> aag = False.

Given aag is False, the value of premise (aac OR aaf) is False, thus, the value of aac is abduced as False.

(aaa OR aab) -> aac = False.

Given aac is False, the value of premise (aaa OR aab) is False, thus, the value of aab is abduced as False.

Thus, the answer is <<<False>>>

• Reachability:

Input:

Given a directed graph:
aag points to: (None).
aaf points to: (None).
aaa points to: (aag, aaf).
aac points to: (aaa).
aab points to: (aaa).
aad points to: (aaa).
aae points to: (aad).
Can aag be reached starting from aaf?
Respond with either '<<<True>>>' if reachable, or '<<<False>>>' otherwise.

Inference steps:

Starting the search process from node aaf with the goal to reach node aag.
Checking node aaf.
Node aaf has no unvisited children. Moving back.
Exhausted all possible paths without reaching node aag.

Thus, the answer is <<<False>>>

- **Max Sum Path:**

Input:

Given a directed graph with values assigned to each node:
aag points to: (None).
aaf points to: (aag).
aae points to: (aaf, aag).
aab points to: (aaf).
aad points to: (aab, aae).
aac points to: (aag, aad).
aaa points to: (aac, aag, aae).
The value of aaa is 3
The value of aab is 2
The value of aaf is 5
The value of aag is 5
The value of aae is 1
The value of aad is 7
The value of aac is 2
What's the maximum sum path from aab to aae?
For example, the value of the path A->B->C is obtained by summing the values of nodes A, B, and C. Please format your response as <<<Answer>>>. For example, if the answer is 1, it should be presented as <<<1>>>.

Inference steps:

Starting the search for the maximum sum path from node aab to node aae.
Reaching node aab with current sum of 2.
Now, we explore the children of node aab: aaf.
Reaching node aaf with current sum of 7.
Now, we explore the children of node aaf: aag.
Reaching node aag with current sum of 12.
Node aag has no children. Moving back.
There is no path from node aab to node aae.

Thus, the answer is <<<N/A>>>

E.2 TRAINING DATA AND TESTING DATA

E.2.1 TRAINING DATA

For mathematical tasks and logical reasoning tasks that utilize T-DAGs, we construct four types of training datasets. Each dataset consists of 500 training samples. All of these types have a depth of 3. The settings are as follows:

1. width=2, add random links=0, embed random descscs=0,
2. width=2, add random links=1, embed random descscs=0,
3. width=2, add random links=1, embed random descscs=1,
4. width=3, add random links=0, embed random descscs=0.

For algorithm tasks, two types of training datasets are generated:

1. num nodes=7, max links per node=3,
2. num nodes=10, max links per node=4.

E.2.2 TESTING DATA

We create three types of testing data:

1. **In-Distribution (ID) Test Set:** The difficulty level matches that of the training set.
 - For T-DAGs: depth=4, width=2, with no extra links and random descriptions.
 - For G-DAGs: num nodes=15 with max links=6.
2. **Out-of-Distribution (OOD) Test Set:**
 - For T-DAGs: depth=4, width=2, without extra links and random descriptions.
 - For G-DAGs: num nodes=15 with max links=6.
3. **Out-of-Distribution-Hard (OOD-hard) Test Set:**
 - For T-DAGs: depth=4, width=2, with one extra link per node and one random description.
 - For G-DAGs: num nodes=20 with max links=8.

Note that the definition of OOD in our tasks is mainly on the different complexities of the samples that may come with more advanced structures or descriptions. For model evaluation, when using the DYVAL generated testing data, a zero-shot setting was adopted. For existing benchmarks, few-shot COT examples were provided in the context: 4 examples for GSM8K and SVAMP, 3 for FOLIO and RACO, and 2 for DP and LCS. The results of evaluation in our tasks are presented in Figure 10.

E.3 RESULTS OF FINE-TUNING

We fine-tuned Llama2-13b-chat with LORA (Hu et al., 2022) for 3 epochs where the rank was 8, the scaling factor was 16 and the drop out rate was 0.05. We used a 0.0003 learning rate with batch size 128. Results on existing benchmarks of the fine-tuned model is in Figure 6 of the main paper.

Figure 10 displays the results after fine-tuning on our test datasets as described in Sec.E.2.2. The performance of Llama2-13B-chat on tasks like boolean logic, deductive logic, and reachability significantly improves after fine-tuning on our dataset. However, noticeable gaps remain, particularly in areas such as mathematic tasks, abductive logic and the max sum path.

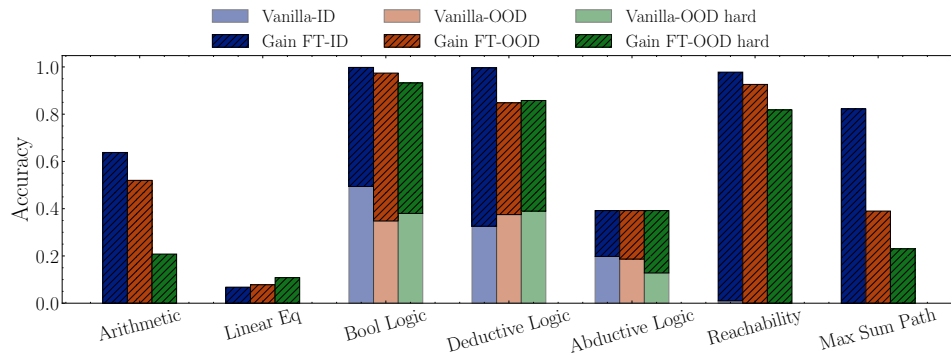


Figure 10: Fine-tuned results on ID and OOD sets of our tasks. For arithmetic, linear equation, reachability and max sum path tasks, the vanilla accuracy is zero.