

Shortest Paths of Mutually Visible Robots

Rusul J. Alsaedi, Joachim Gudmundsson, André van Renssen

Abstract

Given a set of n point robots inside a simple polygon P , the task is to move the robots from their starting positions to their target positions along their shortest paths, while the mutual visibility of these robots is preserved. Previous work only considered two robots. In this paper, we present an $O(mn)$ time algorithm, where m is the complexity of the polygon, when all the starting positions lie on a line segment S , all the target positions lie on a line segment T , and S and T do not intersect. We also argue that there is no polynomial-time algorithm, whose running time depends only on n and m , that uses a single strategy for the case where S and T intersect.

1 Introduction

Mobile robots are widely used for surveillance, cleaning, inspection and transportation tasks, with applications in fields such as household maintenance, space exploration, delivery of goods and services, and wastewater treatment [10, 17].

The problem of navigating robots in a polygonal domain has been studied extensively. In this paper, we assume that robots are independent point robots and execute the same algorithm. The robots cannot communicate with each other, but they have full visibility of their environment. We study the following problem in this model:

Problem 1 SHORTEST PATH MUTUAL VISIBILITY (SPMV) *Given a simple polygon P consisting of m vertices, a set \mathcal{R} of n point robots, where each robot $r_i \in \mathcal{R}$ has a starting position s_i and a target position t_i , the problem is to move all robots from their starting positions to their target positions along their shortest paths while keeping all robots mutually visible.*

In Figure 1 we show two examples for the restricted case where the starting points lie on a segment S and the target points lie on a segment T .

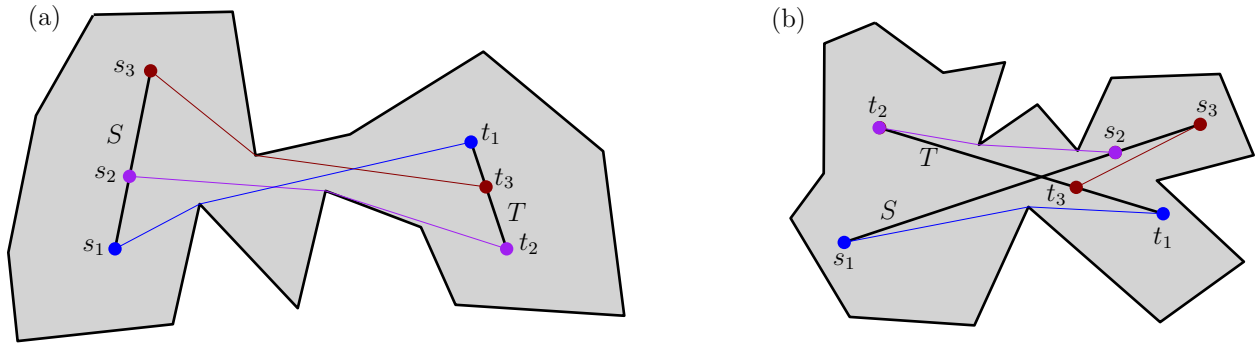


Figure 1: Two examples showing the problem instances considered in this paper. (a) The case when S and T do not intersect, and (b) when S and T intersect.

Most of the existing work in the field focuses on the shortest path problem. Guibas *et al.* [15] presented algorithms to solve the shortest path problem between two points inside a simple polygon and showed the

relationship between visibility and the shortest path problem. See also [1, 2, 4, 5, 6, 7, 8, 9] for more recent work on shortest paths in simple polygons and polygonal domains.

The mutual visibility problem for robots in a polygonal domain has been widely studied; starting from any initial configuration, the aim is to move the robots into positions where every robot can see all other robots. The problem was solved under both obstructed visibility (i.e., three collinear robots are not mutually visible to each other) and unobstructed visibility (i.e., three collinear robots are mutually visible to each other) [3, 12, 16, 18, 19, 20, 21].

However, these papers do not consider mutual visibility while the robots are moving. The most closely related work is by Fenwick *et al.* [13, 14]. They considered the SPMV problem for the special case where $n = 2$ (i.e., there are two moving robots the need to remain mutually visible while moving through the domain), whereas we consider the problem for n , i.e., an arbitrary number of robots.

Like Fenwick *et al.*, we consider a discretization of the robot movements. We aim to compute a schedule, which specifies for each robot at what moment it moves where (in a straight line from its current location) and at what speed. We consider only constant movement speed in this paper. When needed, we will refer to a *step*, meaning a maximal period of time during which no changes to the robots speed or direction occur. In other words, if robot r_1 is moving with speed 2 towards the right and robots r_2 and r_3 are currently not moving, then this step ends when either robot r_1 stops, changes direction, or changes speed, or when robot r_2 or r_3 start moving.

The results presented in this paper are twofold. In Section 2 we give an $O(nm)$ time algorithm for the SPMV problem when the start and target positions lie on two non-intersecting line segments S and T , respectively. In Section 3 we consider the case where S and T intersect. Intuitively speaking, we argue that any efficient algorithm must move the robots along a rotating line, however, we also show that there are instances where moving the robots along a rotating line does not give a running time that can be bounded using only n and m . Hence, this indicates that any polynomial-time algorithm for the SPMV problem cannot rely on a single strategy.

2 Non-Crossing Start and Target Line Segments

In this section, we present an algorithm that solves the SPMV problem when the start and target segments, S and T , do not intersect.

Let π_i be the shortest path within P from the start point s_i on S of robot r_i to its target point t_i on T , for $1 \leq i \leq n$. Let Q be the minimal, possibly degenerate polygon within P that includes the start line S , the target line T , and the set of π_i 's, $1 \leq i \leq n$, as shown in Figure 3.

If all paths π_i , $1 \leq i \leq n$, share a single polygon vertex, we refer to this vertex as their intersection point, as shown in Figure 2(a). If they share multiple vertices, then we say that the first of these vertices along the paths is the intersection point, see Figure 2(b).

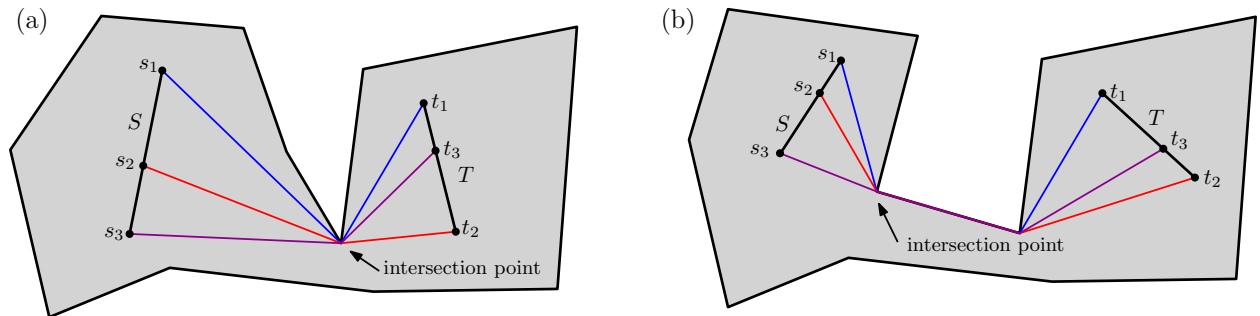


Figure 2: Illustrating the definition of an intersection point.

The following observation is immediate.

Observation 1 *If the shortest paths have no intersection point then Q consists of S , T and two concave paths connecting the end points of S and T , see Figure 3(a). If the paths π_i , $1 \leq i \leq n$, have an intersection point then Q is a degenerate polygon consisting of two funnels; one containing S and one containing T , and the two funnels are connected by either a joint intersection point or a single path, as shown in Figure 3(b).*

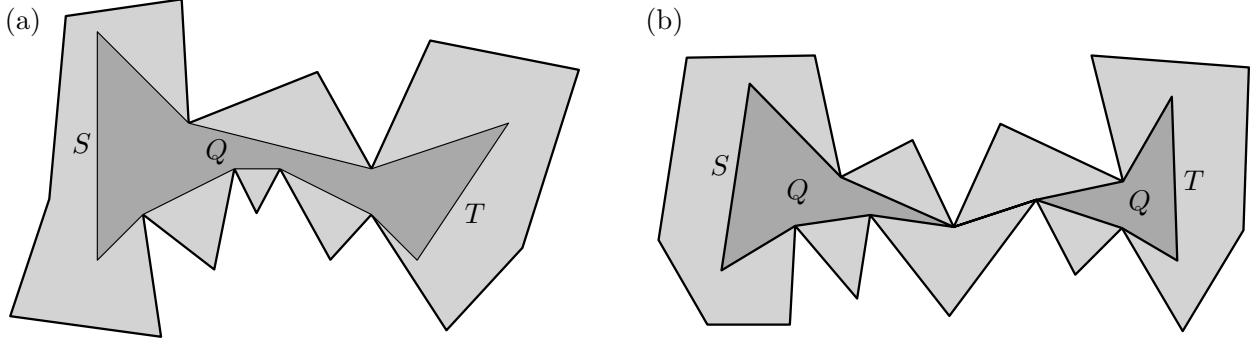


Figure 3: Illustrating Observation 1. (a) Q consists of S , T and two concave chains connecting S and T . (b) Q is a degenerate polygon consisting of two funnels; one containing S and one containing T , and the two funnels are connected by either a joint intersection point or a single polygonal path.

To simplify the description of the algorithm, rotate Q so that S is entirely to the left of T and neither S nor T are horizontal. Furthermore, assume without loss of generality that s_1, \dots, s_n are ordered from top-to-bottom along S .

Let $U(Q) = \langle s_1 = u_1, u_2, \dots, u_k \rangle$ denote the top boundary of Q connecting s_1 with the top-most endpoint of T and let $V(Q) = \langle s_n = v_1, v_2, \dots, v_\ell \rangle$ denote the bottom boundary of Q connecting s_n with the bottom-most endpoint of T . Note that if Q is a degenerate polygon with an intersection point then at least one vertex of Q will be in both $U(Q)$ and $V(Q)$.

Our algorithm starts by computing a triangulation \mathcal{T} of Q in linear time [11]. Note that since Q might contain an intersection point, a triangle in \mathcal{T} might degenerate to a single segment.

All robots are initially positioned on S . Let τ be the unique triangle in \mathcal{T} with the segment $S = (s_1, s_n)$ as one of its sides and u_2 and/or v_2 as its third vertex, according to Observation 1. Assume without loss of generality that u_2 is the third vertex of τ .

With the above notation, we next describe the algorithm.

Consider the initial configuration when all the robots are positioned on S . If $u_2 = v_2$ then move every robot r_i along π_i to u_2 . Otherwise, move every robot r_i along π_i from the segment (s_1, s_n) to the segment (s_n, u_2) . More formally, we move robot r_i to the intersection of (s_n, u_2) and π_i . We note that since u_2 lies on $U(Q)$ and s_n lies on $V(Q)$, every π_i intersects (s_n, u_2) .

In a generic step of the algorithm, the robots are positioned on a (possibly degenerate) segment (u_a, v_b) of \mathcal{T} . The algorithm considers four cases:

- (a) If $u_a = v_b$ and $u_{a+1} = v_{b+1}$ then every robot r_i moves from u_a to u_{a+1} .
- (b) If $u_a = v_b$ and $u_{a+1} \neq v_{b+1}$ then every robot r_i moves along π_i from u_a to the segment (u_{a+1}, v_{b+1}) .
- (c) If $u_a \neq v_b$ and $u_{a+1} = v_{b+1}$ then every robot r_i moves along π_i from (u_a, v_b) to u_{a+1} .
- (d) Otherwise, if $u_a \neq v_b$ and $u_{a+1} \neq v_{b+1}$ then let τ be the unique triangle in \mathcal{T} with (u_a, v_b) as one of its sides and either u_{a+1} or v_{b+1} as its third vertex. Assume without loss of generality that u_{a+1} is the third vertex of τ . Move every robot r_i along π_i from segment (u_a, v_b) to segment (u_{a+1}, v_b) .

This iterative process continues until all robots have reached T .

The algorithm runs in $O(mn)$ time since the triangulation can be computed in linear time, and the shortest paths computation requires $O(mn)$ time.

It remains only to prove that the robots are mutually visible to each other during their movement from S to T .

Lemma 2.1 *The algorithm described above guarantees that every robot r_i moves from s_i to t_i along π_i while being visible to every other robot.*

Proof. Within each (possibly degenerate) triangle τ of \mathcal{T} , the robots move along their shortest paths from one segment (or point) to another segment (or point) of τ . Since a triangle is convex, all robots are mutually visible within τ . Therefore, what is left to prove is that all the shortest paths visit the same set of triangles in the exact same order. From Observation 1, it follows that every non-degenerate triangle in \mathcal{T} has at least one vertex from $V(Q) \setminus U(Q)$ and one vertex from $U(Q) \setminus V(Q)$. That implies that (1) any path from a point on S to a point on T must intersect every triangle in \mathcal{T} , and (2) every robot r_i following π_i from s_i to t_i must visit the triangles in the same order. Consequently, all the robots must visit all the triangles in the same order, and as a result, every r_i is visible to every other robot during the movement along their shortest paths. \square

To summarize this section, we obtain the following theorem.

Theorem 2.2 *In the case when the starting positions and the target positions lie on two non-intersecting segments, the SPMV problem can be solved in $O(nm)$ time.*

3 Crossing Start and Target Line Segments

At first sight one might think that the case when S and T intersect is not much harder than the non-intersecting case. However, we will argue that it is. Consider the instance shown in Figure 4(a). It is clear (Lemma 3.1) that any algorithm that does not move the robots along a rotating line around the intersection point q between S and T cannot terminate in polynomial time with respect to the input size (assuming v_2 and v_5 are very close to q). However, any algorithm that keeps the robots on a line pivoting around q can also get stuck (Lemma 3.2). This implies that any algorithm for the case when S and T intersect cannot use a single strategy algorithm, i.e., it will have to analyse the input instance and depending on the instance select an appropriate approach.

We will need the following notations before formalising the above observations.

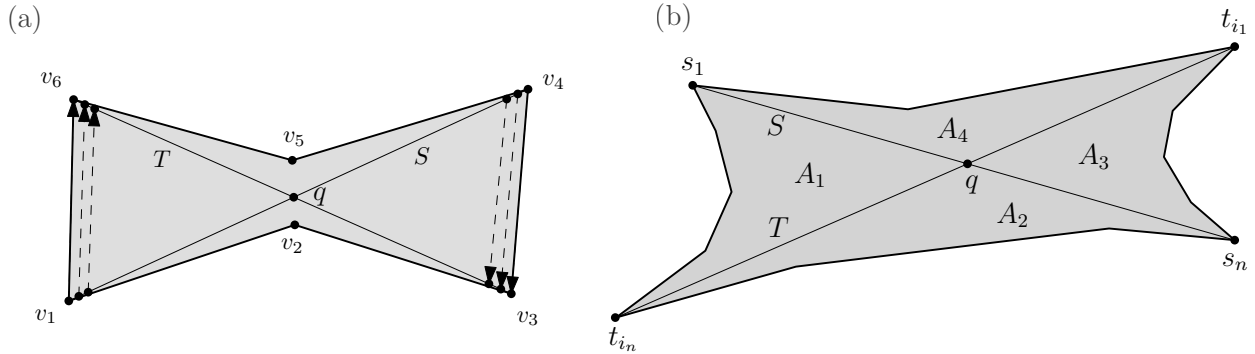


Figure 4: (a) An instance showing that the number of steps of any algorithm that does not move all the robots at the same time cannot be bounded by n and m . (b) An example illustrating the concave paths together with the regions A_1, A_2, A_3 , and A_4 .

Let q be the intersection of the start and target line segments S and T , as illustrated in Figure 4(b). Define Q as in the previous section. Furthermore, assume that s_1, \dots, s_n are ordered from top-to-bottom along S , and let t_{i_1}, \dots, t_{i_n} denote the target points along T ordered from top-to-bottom.

Let A_1 be the simple polygon bounded by the two segments (s_1, q) and (t_{i_n}, q) , and the concave chain corresponding to the shortest path in Q from s_1 to t_{i_n} . Symmetrically, we define A_2, A_3 , and A_4 , see Figure 4(b).

Note that a robot r_i moving from $s_i \in S$ to $t_i \in T$ will stay within one of the regions A_1, A_2, A_3 , or A_4 during their movement. Hence, we can partition the robots into four sets $\mathcal{R}_1, \mathcal{R}_2, \mathcal{R}_3$, and \mathcal{R}_4 such that \mathcal{R}_j , $1 \leq j \leq 4$, contains the robots in \mathcal{R} moving through A_j . If a robot r_i only moves along the boundary of two regions (not in their interior), then r_i can be assigned to either of the two sets.

Next, we argue that any algorithm for the case when S and T intersect that does not move all robots at the same time requires an unbounded number of steps.

Lemma 3.1 *There exist instances where any algorithm that does not move all robots of \mathcal{R}_1 and \mathcal{R}_3 at the same time requires a number of steps that is unbounded in n and m .*

Proof. Consider the instance shown in Figure 4(a). It consists of six vertices v_1, \dots, v_6 , where v_1, v_3, v_4 and v_6 are at the endpoints of S and T while v_2 and v_5 are arbitrarily close to q .

Let all robots in \mathcal{R}_1 start arbitrarily close to v_1 and move to a position arbitrarily close to v_6 , and let all robots in \mathcal{R}_3 start arbitrarily close to v_4 and move arbitrarily close to v_3 .

We observe that for the robots in \mathcal{R}_1 and \mathcal{R}_3 to be visible to each other, they all need to be contained in a narrow strip defined by two almost¹ parallel lines through v_2 and v_5 .

Hence, in each step where not all robots are moved, the robots can move at most twice the width of this narrow strip. Since this width is determined by the distance of v_2 and v_5 to q , this can be arbitrarily small, leading to a number of steps not related to n and m . \square

Next, we prove that any algorithm that moves the robots along a rotating line around q can also get stuck.

Lemma 3.2 *If S and T intersect, then any algorithm that keeps the robots in \mathcal{R}_1 and \mathcal{R}_3 on a line through q or that keeps \mathcal{R}_2 and \mathcal{R}_4 on a line through q can get stuck and be unable to proceed.*

Proof. We first show that any algorithm that keeps the robots in \mathcal{R}_1 and \mathcal{R}_3 on a line can get stuck, before extending this to also include \mathcal{R}_2 and \mathcal{R}_4 .

Let a and b denote the top and bottom endpoints of S , respectively, and let c and d denote the top and bottom endpoints of T , respectively. We have four robots: r_1 starting at a and moving to d , r_2 starting at a and moving to c , r_3 starting at b and moving to c , and r_4 starting at b and moving to d .

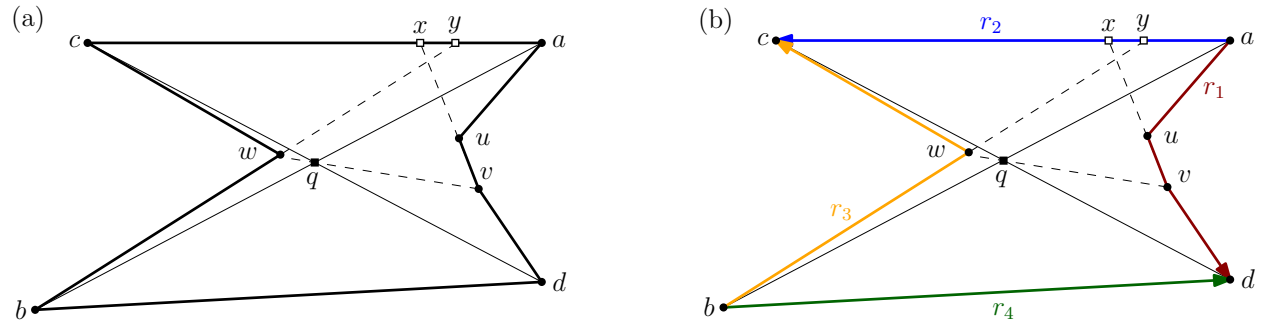


Figure 5: (a) An input instance showing that any algorithm that keeps the robots on a line through q can reach a situation where it is unable to proceed. (b) Illustrating the shortest paths for the four robots.

Consider the polygon in Figure 5(a) where a, b, c , and d are vertices of P , (a, c) and (b, d) are edges of the polygon, a and d are connected by a concave chain $\langle a, u, v, d \rangle$, and b and c are connected by a concave chain $\langle b, w, c \rangle$.

¹As v_2 and v_5 approach q , these lines become more and more parallel.

In order to ensure that r_1 and r_2 remain visible, r_1 cannot move past v before r_2 is on or past the projection x of \overline{wv} onto (a, c) . This also means that since r_1 and r_3 lie on a line through q , r_3 cannot reach w before r_1 passes v . However, to maintain visibility between r_2 and r_3 , r_2 needs to be on or before the projection y of \overline{bw} onto (a, c) .

We now observe that since y occurs before x along (a, c) , to maintain visibility, r_2 needs to be both on or before y and on or after x , meaning that there is no position along (a, c) that maintains visibility of r_2 with both r_1 and r_3 if we require r_1 and r_3 to be on a line through q .

However, in the above example, keeping r_2 and r_4 on a line through q would still work, so we now extend the above construction to create a similar situation for that line while maintaining the one for r_1 and r_3 . The construction is shown in Figure 6(a).

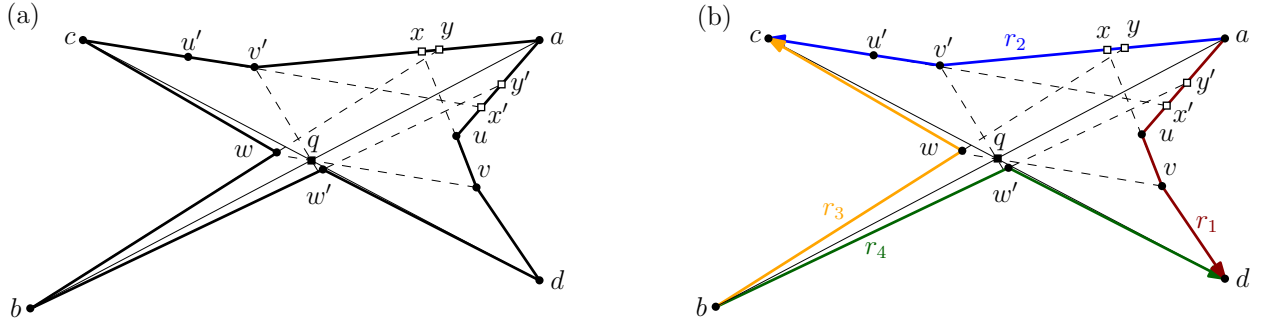


Figure 6: (a) An input instance showing that any algorithm for the crossing case that keeps the robots on a line through q can reach a situation where it is unable to proceed. (b) Illustrating the shortest paths for the four robots.

Compared to the construction in Figure 5, we replace the edge (a, c) with the concave chain $\langle a, v', u', c \rangle$, and the edge (b, d) with the concave chain $\langle b, w', d \rangle$. Using an analogous argument to the previous one, y still comes before x along the path from a to c , and using u', v' and w' , we can construct x' and y' analogous to their counterparts to ensure that y' comes before x' along the path from a to d . Thus, neither the line connecting r_1 and r_3 through q , nor the line connecting r_2 and r_4 through q can move from v or v' , respectively.

Since we assumed nothing of the algorithm other than that it keeps either \mathcal{R}_1 and \mathcal{R}_3 or \mathcal{R}_2 and \mathcal{R}_4 on a line through q , we can conclude that any such algorithm will reach a situation in which it is unable to proceed. \square

The above results indicate that any polynomial-time algorithm for the SPMV problem cannot rely on a single strategy. Instead, it must take the input instance into account when choosing which strategy to choose.

The SPMV problem requires that all robots move along their shortest path and that the robots are visible to each other at all time. We note that if we remove either condition then polynomial-time algorithms are trivial.

4 Concluding Remarks

In this paper, we considered the SPMV problem for n point robots. We gave an efficient $O(nm)$ time algorithm for the case where the start and target line segments do not intersect. We also argued that any polynomial-time algorithm for the case where these line segments do intersect has to take the input polygon into consideration to determine the strategy to move the robots. In particular, we showed that no single strategy will give a polynomial-time algorithm for all simple polygons.

There are still many open problems related to the SPMV problem. Most importantly, is there a polynomial-time algorithm for the general case, or even for the case when S and T intersect? If there is not, can one prove any lower bounds?

Additionally, we could relax the requirements on the paths the robots follow or their visibility. For example, if we allow approximate shortest paths, what bounds can be derived? Or if we require a robot to only be visible to a fraction of the other robots or even allow robots to be non-visible for a certain duration or travel distance?

We could also allow more flexibility in the types of movement we allow for the robots. For example, we could allow the speed to vary during a step by, for example, defining it as a low-degree polynomial. We could also allow the robots to move along trajectories defined by low-degree polynomials or trigonometric functions. These types of relaxations give rise to many different related problems that could be considered as future work.

References

- [1] Hee-Kap Ahn, Luis Barba, Prosenjit Bose, Jean-Lou De Carufel, Matias Korman, and Eunjin Oh. A linear-time algorithm for the geodesic center of a simple polygon. *Discrete & Computational Geometry*, 56:836–859, 2016.
- [2] Oswin Aichholzer, Thomas Hackl, Matias Korman, Alexander Pilz, and Birgit Vogtenhuber. Geodesic-preserving polygon simplification. *International Journal of Computational Geometry & Applications*, 24(04):307–323, 2014.
- [3] Rusul J. Alsaedi, Joachim Gudmundsson, and André van Renssen. The mutual visibility problem for fat robots. In *Proceedings of the 18th Algorithms and Data Structures Symposium (WADS)*, volume 14079 of *Lecture Notes in Computer Science*, pages 15–28, 2023.
- [4] Boris Aronov, Matias Korman, Simon Pratt, André van Renssen, and Marcel Roeloffzen. Time-space trade-off algorithms for triangulating a simple polygon. *Journal of Computational Geometry*, 8(1):105–124, 2017.
- [5] Tetsuo Asano, Kevin Buchin, Maike Buchin, Matias Korman, Wolfgang Mulzer, Günter Rote, and André Schulz. Memory-constrained algorithms for simple polygons. *Computational Geometry: Theory and Applications*, 46(8):959–969, 2013.
- [6] Sang Won Bae, Matias Korman, and Yoshio Okamoto. The geodesic diameter of polygonal domains. *Discrete & Computational Geometry*, 50:306–329, 2013.
- [7] Sang Won Bae, Matias Korman, and Yoshio Okamoto. Computing the geodesic centers of a polygonal domain. *Computational Geometry: Theory and Applications*, 77:3–9, 2019.
- [8] Sang Won Bae, Matias Korman, Yoshio Okamoto, and Haitao Wang. Computing the L_1 geodesic diameter and center of a simple polygon in linear time. *Computational Geometry: Theory and Applications*, 48(6):495–505, 2015.
- [9] Luis Barba, Matias Korman, Stefan Langerman, Kunihiko Sadakane, and Rodrigo I. Silveira. Space-time trade-offs for stack-based algorithms. *Algorithmica*, 72:1097–1129, 2015.
- [10] Mordechai Ben-Ari and Francesco Mondada. Robots and their applications. In *Elements of Robotics*, pages 1–20. Springer, 2018.
- [11] Bernard Chazelle. Triangulating a simple polygon in linear time. *Discrete & Computational Geometry*, 6:485–524, 1991.

- [12] Giuseppe Antonio Di Luna, Paola Flocchini, Sruti Gan Chaudhuri, Federico Poloni, Nicola Santoro, and Giovanni Viglietta. Mutual visibility by luminous robots without collisions. *Information and Computation*, 254:392–418, 2017.
- [13] Joel Fenwick and Vladimir Estivill-Castro. Optimal paths for mutually visible agents. In *Proceedings of the 16th International Symposium on Algorithms and Computation (ISAAC)*, volume 3827 of *Lecture Notes in Computer Science*, pages 869–881, 2005.
- [14] Joel Fenwick and Vladimir Estivill-Castro. Mutually visible agents in a discrete environment. In *Proceedings of the 30th Australasian Conference on Computer Science (ACSC)*, volume 62, pages 141–150, 2007.
- [15] Leonidas Guibas, John Hershberger, Daniel Leven, Micha Sharir, and Robert E. Tarjan. Linear-time algorithms for visibility and shortest path problems inside triangulated simple polygons. *Algorithmica*, 2(1):209–233, 1987.
- [16] Giuseppe Antonio Di Luna, Paola Flocchini, Sruti Gan Chaudhuri, Nicola Santoro, and Giovanni Viglietta. Robots with lights: Overcoming obstructed visibility without colliding. In *Proceedings of the 16th International Symposium on Stabilization, Safety, and Security of Distributed Systems (SSS)*, volume 8756 of *Lecture Notes in Computer Science*, pages 150–164, 2014.
- [17] Ulrich Nehmzow. Mobile robotics: Research, applications and challenges. *Proceeding of Future Trends in Robotics*, 2001.
- [18] Pavan Poudel, Gokarna Sharma, and Aisha Aljohani. Sublinear-time mutual visibility for fat oblivious robots. In *Proceedings of the 20th International Conference on Distributed Computing and Networking (ICDCN)*, pages 238–247, 2019.
- [19] Gokarna Sharma, Costas Busch, and Supratik Mukhopadhyay. Mutual visibility with an optimal number of colors. In *11th International Symposium on Algorithms and Experiments for Wireless Sensor Networks (ALGOSENSORS)*, volume 9536 of *Lecture Notes in Computer Science*, pages 196–210, 2015.
- [20] Gokarna Sharma, Costas Busch, and Supratik Mukhopadhyay. How to make fat autonomous robots see all others fast? In *Proceedings of the 2018 IEEE International Conference on Robotics and Automation (ICRA)*, pages 3730–3735, 2018.
- [21] Ramachandran Vaidyanathan, Costas Busch, Jerry L. Trahan, Gokarna Sharma, and Suresh Rai. Logarithmic-time complete visibility for robots with lights. In *Proceedings of the 29th IEEE International Parallel and Distributed Processing Symposium (IPDPS)*, pages 375–384, 2015.