

FENDA-FL: Personalized Federated Learning on Heterogeneous Clinical Datasets

Fatemeh Tavakoli*
 D.B. Emerson*
 Sana Ayromlou
 John Jewell
 Amrit Krishnan
 Yuchong Zhang

Vector Institute, Toronto, Canada

Amol Verma
 Fahad Razak

Unity Health Toronto, Toronto, Canada

FATEMEH.TAVAKOLI@VECTORINSTITUTE.AI
 DAVID.EMERSON@VECTORINSTITUTE.AI
 SANA.AYROMLOU@VECTORINSTITUTE.AI
 JOHN.JEWELL@VECTORINSTITUTE.AI
 AMRIT.KRISHNAN@VECTORINSTITUTE.AI
 YUCHONG.ZHANG@VECTORINSTITUTE.AI

AMOL.VERMA@MAIL.UTORONTO.CA
 FAHAD.RAZAK@MAIL.UTORONTO.CA

Abstract

Federated learning (FL) is increasingly being recognized as a key approach to overcoming the data silos that so frequently obstruct the training and deployment of machine-learning models in clinical settings. This work contributes to a growing body of FL research specifically focused on clinical applications along three important directions. First, we expand the FLamby benchmark (du Terrail et al., 2022a) to include evaluation of personalized FL methods and demonstrate substantive performance improvements over the original results. Next, we advocate for a comprehensive checkpointing and evaluation framework for FL to reflect practical settings and provide multiple comparison baselines. Finally, we study an important ablation of PerFCL (Zhang et al., 2022). This ablation is a natural extension of FENDA (Kim et al., 2016) to the FL setting. Experiments conducted on the FLamby benchmarks and GEMINI datasets (Verma et al., 2017) show that the approach is robust to heterogeneous clinical data and often outperforms existing global and personalized FL techniques, including PerFCL.

Data and Code Availability In this work, two real-world clinical dataset collections are used. Three datasets are drawn from the public FLamby benchmarks (du Terrail et al., 2022a).¹ All code associated with the FLamby experiments, including the

scripts to perform hyper-parameter sweeps, selection, and evaluation is publicly released.² Artifacts generated by the FLamby experiments, including checkpoints, are available upon request. Two datasets are sourced from the GEMINI consortium, which are derived from up-to-date patient data at Canadian hospitals (Verma et al., 2017). Due to the sensitive nature of the data and GEMINI’s closed environment, the datasets and code are not publicly released. However, we are happy to share code with individuals who have access to GEMINI.³

Institutional Review Board (IRB) IRB information will be provided upon publication.

1. Introduction

It is well-established that the robustness and generalizability of machine-learning (ML) models typically grow with access to larger quantities of representative training data (Sun et al., 2017). While important in general settings, these properties are even more critical in clinical applications. For certain clinical tasks, studies have even produced estimates of minimum dataset sizes required to train models with sufficient utility to be useful in practical deployment (Hosseinzadeh et al., 2022). In practice, however, a large portion of health datasets are generated and held by multiple institutions. Centralizing the data is often

* These authors contributed equally

1. Code and documentation for FLamby is found at <https://github.com/owkin/FLamby>

2. All experimental code is available at: <https://github.com/vectorInstitute/FL4Health>

3. GEMINI data access may be requested at <https://www.geminimedical.ca/access-data>

discouraged, if not impossible, due to strong regulations governing health data (O’Herrin et al., 2004). Moreover, data annotation tends to be expensive, often requiring experts, such as doctors. Thus, large, single-institution datasets are frequently unavailable.

Federated learning (FL), first introduced by McMahan et al. (2017), provides an avenue for training models in distributed data settings without requiring training data transfer. The focus of this work is *cross-silo FL* (Kairouz et al., 2021), where participants represent a small number of reliable institutions with sufficient computing resources. In particular, we focus on the challenging setting of distributed heterogeneous datasets. Such datasets occur in many FL settings and are particularly common in clinical environments, as the statistical properties of local datasets are influenced by, for example, disparate patient populations and varying physical equipment.

Heterogeneous, or non-identically and independently distributed (non-IID), datasets often require special treatment in FL frameworks to avoid issues with convergence and to improve performance. This work provides an extensive evaluation of state-of-the-art personalized and non-personalized FL methods in the context of real-world clinical data. As part of the experimental design, we advocate for a more comprehensive evaluation framework for FL methods. This includes utilizing reasonable checkpointing strategies, bringing FL training into better alignment with standard ML practices and evaluating model performance from several perspectives. Such a framework aims to improve the evaluation of new FL techniques and better reflect the settings of practical deployment.

Two clinically relevant dataset collections are considered, the public FLamby benchmark (du Terrail et al., 2022a) and GEMINI (Verma et al., 2017), a large Canadian clinical data consortium. The experiments represent a significant extension of the FLamby benchmark along two dimensions. First, the results establish marked improvements in the performance of many FL approaches for the three tasks considered. Second, this work expands the benchmark results to include an evaluation of personal FL models, which often further improve performance.

Finally, a novel ablation of the recently proposed PerFCL method (Zhang et al., 2022) is considered. The ablation results in a natural extension of the frustratingly easy neural domain adaptation (FENDA) method (Kim et al., 2016) to the FL regime and, thus, is termed FENDA-FL. The approach falls under the category of Personalized FL (Tan et al., 2022),

where each client trains a model uniquely suited to its local distribution. The results to follow demonstrate that FENDA-FL often outperforms existing FL techniques, including PerFCL, despite being simpler. Moreover, it has the advantage of a more flexible architecture, admitting inductive bias through intentional model design to further improve performance.

2. Related Work and Contributions

FL has been successfully applied in many contexts (Hard et al., 2018; Wang et al., 2019; Dupuy et al., 2022). Moreover, it remains an active area of research along many dimensions, from communication efficiency (Passban et al., 2022; Isik et al., 2023) to improved optimization (Reddi et al., 2021). While the number of FL applications in clinical settings is growing (du Terrail et al., 2022b; Dayan et al., 2021), the approach is still relatively under-utilized, despite its potential benefits. This is due, in part, to a dearth of research and tooling focused on this important area. This paper aims to deepen fundamental understanding of how FL may be used to overcome clinical data silos and train models with potentially greater performance than even centralized data settings.

The study of FL in clinical settings has been expanding. Some works focus on the utility of FL for specific clinical applications (Andreux et al., 2020b,a; Chakravarty et al., 2021; Wang et al., 2023; Gunesli et al., 2021). The FLamby benchmark (du Terrail et al., 2022a) aims to standardize the datasets in these studies to facilitate systematic evaluation of FL in healthcare. We leverage several datasets from the FLamby collection, improving upon many of the originally reported baselines and establishing new performance benchmarks for personalized FL methods. We also extend the understanding of the practical use of FL in clinical settings by measuring results on datasets from the GEMINI consortium. Finally, we release an open-source library aimed at making FL research and evaluation easy and reproducible.

A set of work aimed at training personalized FL models already exists (Tan et al., 2022; Fallah et al., 2020; Yu et al., 2020; Liang et al., 2020). These approaches aim to federally train models that produce elevated performance on each participating clients’ individual data distribution. Several state-of-the-art personalized FL techniques, FedPer (Arivazhagan et al., 2019), APFL (Deng et al., 2020), and PerFCL (Zhang et al., 2022), are extensively evaluated herein. FENDA-FL performs comparably or better in

most settings. Such experiments extend the FLamby benchmark to include the evaluation of personalized FL approaches, which generally improve upon non-personal FL techniques, including those aimed at heterogeneous data challenges. Some methods, (Li et al., 2021b; Jeong and Hwang, 2022; Peterson et al., 2019), consider narrow settings or architectures and are not considered.

FENDA-FL is connected to Domain Adaptation (DA). Generally, DA involves learning a model from source datasets that generalizes to target datasets. During training, subsets of the target datasets, typically unlabeled or sparsely labeled, are available. Federated DA considers the setting of distributed source and target datasets. A server may host the source dataset coupled with client-based, unlabelled datasets (Yao et al., 2022) or vice-versa (Peng et al., 2019). Alternatively, both source and target datasets may be distributed (Shen et al., 2023; Song et al., 2020). Relatedly, Federated Domain Generalization focuses on the task of training a model on distributed, private source domains that generalizes to *unseen* target domains (Li et al., 2023). Such methods focus on training models for out-of-distribution clients rather than (personalized) models optimized for known client data. The settings above are related to those considered here but have different objectives and data settings. However, FENDA-FL establishes a novel conceptual bridge between FL and DA.

Finally, an important gap in the current literature surrounding FL is a set of guidelines for evaluating FL models that closely resemble practical deployment. Many works (Karimireddy et al., 2020; McMahan et al., 2017; Li et al., 2021a; du Terrail et al., 2022a) simply perform a fixed number of server rounds and compare the resulting models along a small set of dimensions. This work details effective checkpointing strategies and a comprehensive set of criteria required to demonstrate robust model performance compared with baseline approaches that do not leverage federated training.

3. Methodology

As in (du Terrail et al., 2022a), the experiments to follow incorporate a number of existing FL techniques as baselines along with a number of more recent approaches, including FENDA-FL. The methods evaluated are FedAvg (McMahan et al., 2017), FedAdam (Reddi et al., 2021), FedProx (Li et al., 2020), SCAFFOLD (Karimireddy et al., 2020), MOON (Li et al.,

2021a), FedPer (Arivazhagan et al., 2019), APFL (Deng et al., 2020), and PerFCL (Zhang et al., 2022). Two non-FL training setups are also considered. The first, central training, pools all data to train a single model. The second is local training, where each client trains a model solely on local data, resulting in a model for each client with no global information.

The original FedAvg algorithm, which applies weighted parameter averaging, remains a strong FL baseline. FedAdam is a recent extension of FedAvg that incorporates server-side first- and second-order momentum estimates and has shown some robustness to data drift. In all experiments, $\beta_1 = 0.9$, $\beta_2 = 0.99$, and $\tau = 1e-9$. The FedProx and SCAFFOLD methods aim to address issues associated with non-IID datasets by correcting local-weight drift through a regularization term or control variates, respectively. MOON builds on these ideas, applying a contrastive loss to constrain drift in the client models’ feature representations at a selected layer. Each method trains a global set of weights, updated at each server round, shared by all clients.

For the personalized FL baselines, each client possesses a unique model. FedPer splits the models into a feature extractor and classifier. The feature extractor is shared among clients and federally trained, while the classifier is unique to each client. In the APFL approach, predictions are made through a convex combination of twin models. One is federally trained using FedAvg; the other incorporates only local updates. The combination parameter, α , is adapted during training using the gradients of the global and local models. Finally, PerFCL extends MOON to consider two feature extractors, one is shared by all clients and the other is specific to each client along with a local classification layer. The feature extractors are constrained using different contrastive losses.

For all experiments, clients use an AdamW optimizer (Loshchilov and Hutter, 2018) with default parameters for local training. The only exception is SCAFFOLD, which explicitly assumes an unmodified learning rate is applied and, thus, uses standard SGD. Hyper-parameters for each method, summarized in Table 1, are tuned. The ranges tested and best hyper-parameters for each method and dataset are detailed in Appendices A and B, along with the selection methodology.

Table 1: A summary of hyper-parameters tuned for each method. LR denotes learning rate.

Method	Param 1	Param 2	Param 3
FedAvg	Client LR	–	–
FedAdam	Client LR	Server LR	–
FedProx	Client LR	μ	–
SCAFFOLD	Client LR	Server LR	–
MOON	Client LR	μ	–
FedPer	Client LR	–	–
APFL	Client LR	α LR	–
PerFCL	Client LR	μ	γ
FENDA-FL	Client LR	–	–

3.1. FENDA-FL

For PerFCL, the authors consider a model with parallel global and local feature extractors feeding into a locally trained classifier. The latent spaces of the feature extractors are constrained with contrastive loss functions. These loss functions are weighted with fixed hyper-parameters μ and γ . Experiments with the approach show that PerFCL improves upon MOON and other FL baselines. However, therein, PerFCL is not compared against other personalized methods. Moreover, no ablation studies are considered to quantify the benefit associated with the architecture compared with the contrastive loss. As such, we study the effect of removing the contrastive losses.

Removal of the contrastive losses results in an approach that directly extends the FENDA method (Kim et al., 2016), originally designed for domain adaptation, to FL. In FENDA, each domain associated with a dataset has two feature extractors. One is exclusively trained on domain-specific data, while the other is shared and trained across all domains. The extracted features are then combined and processed by a domain-specific classification head. The shared feature extractor is free to learn robust, domain-agnostic features, while the domain-specific extractor learns features important in making accurate local predictions. Should the global features not prove useful for domain-specific prediction, the classification head can simply ignore those features and make predictions based solely on local features.

As with PerFCL, each FENDA-FL client model consists of a global and local feature extraction module. The two sets of activations are concatenated

and processed by a local classification network. Each client trains the full network with local data during the client training phase. Thereafter, the clients only transmit the weights of the global feature extractors for server-side aggregation, performed through FedAvg in the experiments below. An illustration of FENDA-FL is shown in Figure 1 and a technical discussion is found in Appendix J, which includes the forms of distribution drift handled by the method.

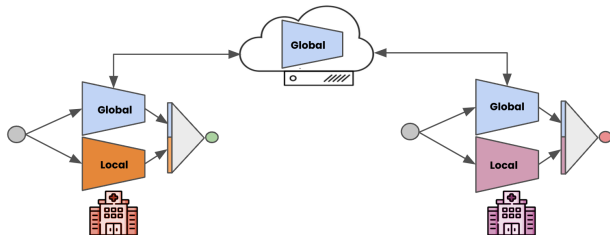


Figure 1: An illustration of FENDA-FL. Each client’s model consists of local and global modules, and a local classifier. Global modules are exchanged with the server.

FENDA-FL has several advantages over PerFCL, beyond a simpler setup. Removal of the contrastive losses eliminates the need to tune two hyper-parameters. Further, it has been observed that similar loss induced constraints may hinder learning, especially when hyper-parameters are poorly calibrated. For example, Li et al. (2020) observe that the performance of FedProx is sensitive to the value of μ . As seen in Appendix G, while APFL is somewhat robust to the choice of learning rate for α , there is still a meaningful impact on performance. Without the contrastive losses, FENDA-FL is also a more flexible approach - global and local modules need not have the same latent space, allowing for the injection of inductive bias through architecture variation. As shown in Section 4 and Appendix E, this is useful in clinical settings to produce optimal performance.

3.2. Clinical Datasets

Five distinct clinical datasets are considered in the experiments. Three are drawn from the FLamby benchmark (du Terrail et al., 2022a) and two are privately held within the GEMINI consortium (Verma et al., 2017). Each represents a clinically relevant task and data derived from real patients. The se-

lected FLamby datasets are Fed-Heart-Disease, Fed-IXI, and Fed-ISIC2019. Fed-Heart-Disease is a binary classification task predicting whether a patient has heart disease from a collection of measurements. Fed-IXI considers MR images of patients’ heads with the target of 3D segmentation of brain-tissue within the scans. Finally, Fed-ISIC2019 is a highly imbalanced, multi-class dermatology dataset consisting of 2D images. The task is to classify the images into one of eight different melanoma categories. More details on these datasets are found in Appendix A.

The two GEMINI datasets consist of clinical data from seven hospitals in Canada. The data is anonymized by removing patient identifiers, yet still contains highly sensitive patient-level information. The costs and risks associated with centralizing such data are among the main motivations for this work. Given that the GEMINI consortium covers a huge set of variables associated with patient encounters, feature selection and preprocessing are conducted to prepare the source data for each task. Additional details are found in Appendix B. The first task is in-hospital mortality prediction, which determines the probability of the patients’ latest encounter ending in mortality based on admission records. The second task aims to predict the risk of delirium in patients based on a wide variety of clinical measurements.

3.3. Federated Checkpointing and Evaluation

To address an important gap in the FL literature, we propose a straightforward checkpointing strategy and evaluation framework for FL models, building on the foundations in (du Terrail et al., 2022a) and better aligning with standard ML model practices. In many works (du Terrail et al., 2022a; Li et al., 2020; Karimireddy et al., 2020; Passban et al., 2022), federated training proceeds for a fixed number of server rounds. Thereafter, the final model is evaluated on held-out data, representing either a central or distributed test set. However, as with standard ML training, the model produced at the end of a training trajectory is not always optimal due to phenomena such as over-fitting.

We propose splitting each clients’ dataset into train and validation sets. In the experiments, the split used is 80–20. The validation splits enable two distinct checkpointing approaches. After each round of local training and aggregation, the clients evaluate the model on their local validation sets. In *local checkpointing*, each client uses their local validation

loss to determine whether a new checkpoint should be stored. Alternatively, in *global checkpointing*, the client losses are aggregated by the server using a weighted average. This average is used to checkpoint a global model to be shared by all clients. Note that, in both cases, the best model is not necessarily the one produced by the final server round. In the local case, clients are free to keep the model they deem best. In the global strategy, all clients share the same model from some point in the server rounds. The personalized FL strategies do not have a single global model and only use local checkpointing.

To evaluate checkpointed models, we advocate for at least three separate baselines to be considered, two of which are part of the FLamby benchmarks. Models trained on *central* data are a common gold standard for FL performance. In the experiments, a single model is trained on data pooled from each of the clients and checkpointed based on a validation loss. The model is evaluated on each client’s test set and the performance uniformly averaged. In *local* training, a client trains a model on its own training data. The model is shared with all clients and evaluated on their test data, including that of the original client. This setting mimics the scenario where, for example, a hospital distributes a model to other hospitals. Again, the measured metrics are averaged across clients. An important alternative setting, referred to here as *siloed*, is one where each client trains its own model and evaluates on its local test data. The results are then averaged across the clients. This simulates a strong baseline where, for example, the problem is important enough that each hospital has collected its own data to train a model. If an FL model does not produce better performance, there is significantly less incentive to participate in collaborative training.

To quantify stability and smooth randomness in training, five FL training runs with distinct validation splits are performed for each method. Within each run, the performance across clients is averaged. The mean and 95% confidence intervals for this average are reported. When local checkpointing is used, each client loads its respective model to be evaluated on that client’s test data.

4. Results

In this section, all experiments use the checkpointing and evaluation strategies detailed in Section 3.3. Trainable parameter counts for the models are documented in Appendix C. An effort is made to maintain

Table 2: Performance metrics for the FLamby tasks. Values in parentheses are 95% confidence-interval (CI) radii. Global and local refer to the checkpointing strategies and Silo metrics are measured as described in Section 3.3. Bold denotes the best performing federated strategy, while underlined values are second best. Asterisks imply a value is better than siloed training considering CIs. Note that each task has a different number of clients. For example, Fed-Heart-Disease has only four.

	Fed-Heart-Disease: Acc.		Fed-IXI: Dice		Fed-ISIC2019: Balanced Acc.	
	Global	Local	Global	Local	Global	Local
FedAvg	0.724 (0.000)	0.724 (0.000)	0.9845* (0.0001)	0.9846* (0.0001)	<u>0.657</u> (0.004)	0.644 (0.004)
FedAdam	0.719 (0.000)	0.742 (0.000)	0.9811* (0.0002)	0.9811* (0.0002)	0.647 (0.013)	0.637 (0.012)
FedProx	0.716 (0.000)	0.721 (0.000)	0.9842* (0.0001)	0.9844* (0.0001)	0.633 (0.022)	0.652 (0.022)
SCAFFOLD	0.711 (0.000)	0.682 (0.000)	0.9827* (0.0000)	0.9827* (0.0000)	0.672* (0.013)	0.669 (0.010)
MOON	0.729 (0.009)	0.741 (0.009)	0.9852* (0.0001)	0.9851* (0.0002)	0.620 (0.019)	0.604 (0.017)
FedPer	–	<u>0.814*</u> (0.002)	–	0.9852* (0.0001)	–	0.634 (0.014)
APFL	–	0.801* (0.006)	–	0.9864* (0.0002)	–	0.608 (0.011)
PerFCL	–	0.805* (0.018)	–	0.9847* (0.0001)	–	0.584 (0.019)
FENDA-FL	–	0.815* (0.000)	–	<u>0.9856*</u> (0.0001)	–	0.607 (0.011)
Silo	–	0.748 (0.000)	–	0.9737 (0.0040)	–	0.634 (0.025)
Central	–	0.732 (0.000)	–	0.9832 (0.0002)	–	0.683 (0.020)
Client 0	–	0.735 (0.000)	–	0.9648 (0.0123)	–	0.549 (0.014)
Client 1	–	0.649 (0.000)	–	0.9722 (0.0004)	–	0.387 (0.029)
Client 2	–	0.589 (0.000)	–	0.9550 (0.0015)	–	0.554 (0.010)
Client 3	–	0.629 (0.000)	–	–	–	0.444 (0.016)
Client 4	–	–	–	–	–	0.326 (0.018)
Client 5	–	–	–	–	–	0.285 (0.039)

similar numbers of parameters across approaches. For the FLamby experiments, 15 server rounds are performed for Fed-Heart-Disease and Fed-ISIC2019, while 10 are performed for Fed-IXI. Each client completes 100 local training steps within each round. Training settings for centralized and local training for each dataset are discussed in Appendix A. The loss functions, batch sizes, models, and metrics are all chosen to match the FLamby benchmark settings, unless otherwise specified. For both GEMINI tasks, 50 server rounds are performed. The clients in Mortality and Delirium prediction complete 2 and 4 local epochs, respectively, at each server round. All APFL training initializes $\alpha = 0.5$. GEMINI training setups are detailed in Appendix B.

4.1. FLamby: Fed-Heart-Disease

The baseline model for Fed-Heart-Disease is logistic regression. The feature space is only 13 dimensions. Hence, this model incorporates only 14 parameters. However, a deeper model is required for several approaches to implement the strategy. Both MOON and FedPer use a single linear layer and ReLU acti-

vation for their feature extractors. For PerFCL and FENDA-FL, both feature extractors are also single linear layers with a ReLU activation. For each approach, the classification head is a linear layer followed by a sigmoid. For APFL, a two layer dense neural net (DNN) is used for both the global and local model with a ReLU in between followed by a sigmoid. Using two-layer DNNs with an equivalent number of parameters for the other strategies generally did not improve performance, as seen in Appendix D.

The results, displayed in Table 2, show that FENDA-FL is the best performing approach, followed closely by FedPer. Notably, all personalized FL methods outperform centralized training by a large margin. Furthermore, the personalized methods are the only FL mechanisms to beat siloed training, where each client trains and evaluates on its own data. The results also suggest that local checkpointing has some advantages for this task, except for SCAFFOLD. In Appendix F, ablation studies are carried out demonstrating the significant advantage of using federated checkpointing, especially local checkpointing, over a standard fixed server-round strategy.

4.2. FLamby: Fed-IXI

As a 3D-segmentation task, the metric for Fed-IXI is a Dice score. The model architecture is a 3D U-Net (Cicek et al., 2016) and the implementation in FLamby is used. The encoder produces voxel-wise features of the 3D volume at different resolutions that are concatenated along the channel dimension with features from the decoder of the same resolution. The per-voxel channel contents of features at the highest resolution are then used to produce a binary classification for each voxel. For a fair comparison of other approaches to APFL, PerFCL, and FENDA-FL, which require architecture modifications, the number of such channels in the U-Net is increased to 12 for other methods, compared with the FLamby default of 8. The models used for APFL, PerFCL, and FENDA-FL each produce 8 channels. The PerFCL and FENDA-FL architectures use the U-Net without a classifier for both the global and local modules. The resulting activations are concatenated and fed into a classification layer. The FedPer and MOON models are split between the U-Net base and the voxel-wise binary classifier.

As seen in Table 2, each strategy produces a model that performs this task well. However, there is a clear advantage to central training and an even larger one from FL. Among non-personalized FL methods, models trained with FedAvg, FedProx, and MOON surpass central training. All personalized FL approaches also surpass the centrally trained model and produce four of the top five best metrics. APFL and FENDA-FL yield the best models, with APFL beating FENDA-FL by a small margin. Importantly, additional experiments, discussed in Appendix E, show that this gap can be closed with thoughtful architecture design for FENDA-FL. Finally, as with Fed-Heart-Disease, a small advantage is seen in using local checkpointing in most methods.

These results stand in contrast to those reported in the original FLamby benchmark. There, all FL strategies severely under-performed even local training. In that work, a standard SGD optimizer is used for client-side optimization, whereas we use AdamW. It should also be noted that the models for this task, along with those of Fed-ISIC2019, employ Batch Normalization layers. When using FedAdam, it is critical that stats tracking be turned off for these layers to avoid issues during the aggregation process. This phenomenon is discussed in Appendix H. We specu-

late that a related issue may have impeded the convergence of the FedOpt family in their experiments.

4.3. FLamby: Fed-ISIC2019

The model used for Fed-ISIC2019 is EfficientNet-B0 (Tan and Le, 2019), which has been pretrained on ImageNet, with a linear final layer. The classifier layer for MOON and FedPer is defined as the last linear layer and the remainder of the model is the feature extractor. For APFL, the full model is used for the global and local modules. Finally, the PerFCL and FENDA-FL models remove the final layer and use the remaining architecture as the local and global feature extractors. The classification head is a two-layer DNN with a ReLU between the layers. For a fair comparison, the first 13 layers of EfficientNet-B0 are frozen for APFL, PerFCL, and FENDA-FL.

The results in Table 2 show that all FL strategies perform better than local models, with SCAFFOLD providing the best results. While it does not surpass centralized training, it is quite close. Further, each of the non-personalized FL methods equals or surpasses siloed evaluation, though only SCAFFOLD’s model is statistically significant. As with Fed-IXI, these results improve upon those of the original FLamby benchmark, where none of the FL methods showed strong performance. This led the authors to conclude that federated training was not a useful approach for this task. The results presented here compellingly support the opposite conclusion.

For this task, each of the personalized FL approaches under-perform. While the results are better than any of the local models, non-personalized methods, with the exception of MOON, materially out-perform these techniques. Moreover, they fail to eclipse siloed accuracy. Some insight into where these approaches fall short is found in Figure 2. SCAFFOLD outperforms the personalized models on test data drawn from Client 1 and Client 2. This is reversed when considering Client 4. However, the most significant difference is that all personalized models perform quite poorly on the test data of Client 5. Of these models, FedPer provides the best results, but is still substantially worse than SCAFFOLD.

Notably, Client 5 has the smallest dataset by a large margin; see Table 7 in the appendix. Moreover, the data appears to be of poor quality, with locally trained models only achieving a balanced accuracy of 0.425 on the test set. Alternatively, models trained only on data from Client 0 generalize well to Client

Mean Balanced Accuracy: Fed-ISIC2019

Source Domain	Target Domain					
	Client 0	Client 1	Client 2	Client 3	Client 4	Client 5
Client 0	0.67781	0.58954	0.59666	0.38725	0.40478	0.63506
Client 1	0.22467	0.69782	0.38833	0.20257	0.37306	0.43795
Client 2	0.37171	0.75305	0.69370	0.41446	0.47196	0.62035
Client 3	0.27150	0.46201	0.50126	0.63792	0.44094	0.34767
Client 4	0.16894	0.27198	0.21094	0.21286	0.66951	0.41896
Client 5	0.20175	0.32350	0.26333	0.22589	0.27184	0.42481
Central	0.67198	0.70762	0.73910	0.60563	0.62952	0.74261
SCAFFOLD	0.59532	0.76551	0.78579	0.63607	0.48994	0.75803
FedPer	0.70666	0.65176	0.66073	0.64429	0.58159	0.56014
APFL	0.60023	0.65677	0.72411	0.63113	0.62107	0.41355
PerFCL	0.62945	0.61682	0.67198	0.57939	0.63865	0.36768
FENDA-FL	0.60359	0.65925	0.73191	0.62158	0.63057	0.39748

Figure 2: Generalization measurements for a selection of FL and non-FL approaches. Rows correspond to a model trained using either client-only data, centralized data, or with the indicated FL method. Columns denote the performance of that model on the local test data of the named client.

5. We hypothesize that the low quality of Client 5’s data impedes personalized FL model training. In future work, we aim to consider ways of overcoming this issue. Some potential avenues include additional loss terms to ensure the global and local feature extractors remain individually useful for classification or using a global FL approach to initialize model components as a warm start for further fine-tuning. Interestingly, for this task, local checkpointing appears disadvantageous compared to global checkpointing.

4.4. GEMINI: Mortality

For mortality prediction, the goal is to predict in-hospital death, defined as mortality status at hospital discharge. A collection of electronic-health-record and administrative features, such as interventions, imaging descriptions, and blood transfusion data, are used to train a DNN. Except for APFL, PerFCL and FENDA-FL, all approaches, including locally and centrally trained models, use the same DNN architecture with five layers. MOON and FedPer use the first four layers for feature extraction and the final layer as a classification head. APFL, PerFCL, and FENDA-FL require different structures, but the number of pa-

rameters remains equal. In APFL, the same architecture is used but with half of the parameters for each of the global and local components. For FENDA-FL and PerFCL, the global and local modules each have two layers with half the parameters of the full-size model. The classifier module has three layers.

The performance of mortality models is assessed based accuracy and AUC/ROC. The results are shown in Table 3. FL methods improve upon locally trained models, significantly reducing the performance gap to the centrally trained model. This is especially true when considering local model performance measured via AUC/ROC.

In terms of accuracy, FedAvg is the only standard FL method that rivals the personalized FL algorithms and approaches siloed evaluation. On the other hand, most methods surpass the siloed AUC/ROC evaluation metric, nearing centrally trained model performance. Specifically, FedProx, SCAFFOLD, and MOON beat siloed training based on AUC/ROC, but did not in terms of accuracy. This may be due to the class imbalance in this dataset. Considering both measures, FedPer and FENDA-FL provide the best results, both surpassing the siloed evaluation metrics.

Table 3: Performance metrics for GEMINI Mortality. Values in parentheses are 95% confidence-interval (CI) radii. Global and local refer to the checkpointing strategies and Silo metrics are measured as described in Section 3.3. Bold denotes the best performing federated strategy, while underlined values are second best. Asterisks imply a value is better than siloed training considering CIs.

	Mean Accuracy		Mean AUC/ROC	
	Global	Local	Global	Local
FedAvg	0.8976 (0.0002)	0.8971 (0.0006)	0.8180* (0.0005)	0.8177* (0.0005)
FedAdam	0.8954 (0.0000)	0.8954 (0.0000)	0.8128 (0.0005)	0.8123 (0.0008)
FedProx	0.8957 (0.0004)	0.8956 (0.0003)	0.8174* (0.0004)	0.8172* (0.0006)
SCAFFOLD	0.8955 (0.0003)	0.8954 (0.0000)	0.8186* (0.0002)	0.8184* (0.0002)
MOON	0.8968 (0.0008)	0.8970 (0.0002)	<u>0.8185*</u> (0.0002)	0.8181* (0.0008)
FedPer	–	0.8985 (0.0005)	–	0.8179* (0.0006)
APFL	–	0.8978 (0.0004)	–	0.8138 (0.0017)
PerFCL	–	0.8979 (0.0008)	–	0.8117 (0.0012)
FENDA-FL	–	<u>0.8980</u> (0.0004)	–	0.8181* (0.0001)
Silo	–	0.8978 (0.0009)	–	0.8140 (0.0012)
Central	–	0.8981 (0.0005)	–	0.8193 (0.0005)
Client 0	–	0.8966 (0.0014)	–	0.8052 (0.0030)
Client 1	–	0.8930 (0.0025)	–	0.7657 (0.0064)
Client 2	–	0.8943 (0.0060)	–	0.7591 (0.0116)
Client 3	–	0.8954 (0.0000)	–	0.7994 (0.0034)
Client 4	–	0.8955 (0.0005)	–	0.7974 (0.0037)
Client 5	–	0.8973 (0.0014)	–	0.7878 (0.0043)
Client 6	–	0.8954 (0.0000)	–	0.8019 (0.0035)

Each method is competitive with non-personalized approaches in terms of AUC/ROC and outperform them by a large margin in terms of accuracy.

4.5. GEMINI: Delirium

The goal of this task is to determine whether delirium occurred during a hospital stay in order to facilitate quality measurement and benchmarking, because delirium is a leading cause of preventable harm in hospitals. Labeling delirium cases is labor-intensive, requiring specialized medical knowledge. Even in the GEMINI consortium, only a relatively small population has been labeled, see Table 7. Features such as lab measurements, medications, and diagnosis are used to perform binary classification. More details are available in Appendix B.2.

A DNN with six layers is used for all non-personalized FL methods. MOON and FedPer use the first five layers as a feature extractor and the final layer as the classifier. APFL’s global and local components are each half the size of the full-sized model. PerFCL uses two five-layer DNNs as the lo-

cal and global feature extractors and a final linear layer as the classifier. FENDA-FL’s model consists of a two-layer and a four-layer feature extractor as the local and global modules, respectively. The classifier is a linear transform. The number of trainable parameters is kept approximately constant across all methods, as documented in Appendix C. Note that the FENDA-FL network is asymmetric. Appendix E discusses experimental results associated with various architecture choices for this task and Fed-IXI.

Results are shown in Table 4, including both mean accuracy and AUC/ROC. Non-personalized approaches such as FedProx, MOON, and FedAvg outperform siloed evaluation in both metrics, while SCAFFOLD and FedAdam under-perform, despite an extensive hyper-parameter sweep. FedPer, APFL, and FENDA-FL also outperform the siloed evaluation metrics. Notably, PerFCL struggles to reach high accuracy and AUC/ROC. Across all methods, based on mean accuracy, only FedProx’s globally checkpointed model and FedPer surpass the performance of FENDA-FL. Alternatively, based on mean AUC/ROC, FENDA-FL is the best approach for this

Table 4: Performance metrics for GEMINI Delirium. Values in parentheses are 95% confidence-interval (CI) radii. Global and local refer to the checkpointing strategies and Silo metrics are measured as described in Section 3.3. Bold denotes the best performing federated strategy, while underlined values are second best. Asterisks imply a value is better than siloed training considering CIs.

	Mean Accuracy		Mean AUC/ROC	
	Global	Local	Global	Local
FedAvg	0.7987 (0.0127)	0.8025 (0.0130)	0.8302* (0.0146)	0.8274* (0.0078)
FedAdam	0.7689 (0.0036)	0.7688 (0.0127)	0.7897 (0.0078)	0.7881 (0.0055)
FedProx	0.8095* (0.0036)	0.8056 (0.0037)	0.8488* (0.0043)	<u>0.8504*</u> (0.0042)
SCAFFOLD	0.7480 (0.0000)	0.7480 (0.0000)	0.5491 (0.0469)	0.5491 (0.0469)
MOON	0.8035 (0.0103)	<u>0.8085</u> (0.0086)	0.8310* (0.0100)	0.8263* (0.0077)
FedPer	–	0.8082* (0.0024)	–	0.8462* (0.0035)
APFL	–	0.8031 (0.0052)	–	0.8430* (0.0062)
PerFCL	–	0.7893 (0.0077)	–	0.8111 (0.0089)
FENDA-FL	–	0.8064 (0.0036)	–	0.8518* (0.0017)
Silo	–	0.7936 (0.0102)	–	0.8037 (0.0072)
Central	–	0.8114 (0.0068)	–	0.8458 (0.0026)
Client 0	–	0.7653 (0.0070)	–	0.7977 (0.0128)
Client 1	–	0.7781 (0.0063)	–	0.7795 (0.0161)
Client 2	–	0.7805 (0.0036)	–	0.8185* (0.0021)
Client 3	–	0.7634 (0.0062)	–	0.7539 (0.0055)
Client 4	–	0.7924 (0.0061)	–	0.8179 (0.0076)
Client 5	–	0.8028 (0.0040)	–	0.8429* (0.0018)

use case, followed by locally checkpointed FedProx. Interestingly, two locally trained models, Client 2 and Client 5, beat siloed evaluation in AUC/ROC. Table 7 shows that these clients have the largest number of samples, potentially explaining their generalizability.

As an additional test of non-IID robustness of the FL methods, two local data processing steps are added to each clients’ data pipeline, significantly increasing the heterogeneity of the local data distributions. The results of this experiment, discussed in detail in Appendix I, highlight the robustness and effectiveness of personalized methods. In the context of extremely heterogeneous data, FENDA-FL is able to recover siloed evaluation.

5. Conclusions and Future Work

In this work, we make substantive contributions to FL research with a specific focus on clinical applications. The experimental results represent an extension of the FLamby benchmark along two dimensions for the selected tasks. The experiments show that FL methods provide convincing utility for the Fed-IXI and Fed-ISIC2019 tasks, improving on the

original benchmark experiments. Furthermore, the reported results provide strong personalized FL baselines not present in the original study. The GEMINI results offer another convincing validation of FL models in true clinical settings. Additionally, we outline a comprehensive and effective checkpointing and evaluation framework, building on the original FLamby benchmark. Finally, an important ablation of PerFCL, FENDA-FL, is investigated and experiments demonstrate its effectiveness for clinical tasks and robustness to heterogeneous distributions. Notably, it outperforms PerFCL in many cases.

In future work, we aim to continue to improve the performance of personalized FL methods through the application of warm-start strategies and auxiliary losses. Another interesting avenue is including Generalization Adjustment, proposed in (Zhang et al., 2023), to improve performance. Finally, we intend to investigate incorporating differential privacy and methods to improve the utility-privacy trade-offs, which are even more critical in healthcare settings.

Acknowledgments

This work is made possible by data obtained from GEMINI and the support of the GEMINI team. We also acknowledge HPC4Health, for furnishing the high performance computing environments involved in the development of this work.

References

- M. Andreux, J. O. du Terrail, C. Beguier, and E. W. Tramel. Siloed Federated Learning for Multi-centric Histopathology Datasets. In Shadi Albarqouni, Spyridon Bakas, Konstantinos Kamnitsas, M. Jorge Cardoso, Bennett Landman, Wenqi Li, Fausto Milletari, Nicola Rieke, Holger Roth, Daguang Xu, and Ziyue Xu, editors, *Domain Adaptation and Representation Transfer, and Distributed and Collaborative Learning*, pages 129–139, Cham, 2020a. Springer International Publishing. ISBN 978-3-030-60548-3.
- M. Andreux, A. Manoel, R. Menuet, C. Saillard, and C. Simpson. Federated survival analysis with discrete-time cox models, 2020b.
- M. G. Arivazhagan, V. Aggarwal, A. K. Singh, and S. Choudhary. Federated learning with personalization layers, 2019.
- A. Chakravarty, A. Kar, R. Sethuraman, and D. Sheet. Federated learning for site aware chest radiograph screening. In *2021 IEEE 18th International Symposium on Biomedical Imaging (ISBI)*, pages 1077–1081, 2021. doi: 10.1109/ISBI48211.2021.9433876.
- O. Cicek, A. Abdulkadir, S. S. Lienkamp, T. Brox, and O. Ronneberger. 3D U-Net: Learning Dense Volumetric Segmentation from Sparse Annotation. In Sebastien Ourselin, Leo Joskowicz, Mert R. Sabuncu, Gozde Unal, and William Wells, editors, *Medical Image Computing and Computer-Assisted Intervention – MICCAI 2016*, pages 424–432, Cham, 2016. Springer International Publishing. ISBN 978-3-319-46723-8.
- I. Dayan, H. R. Roth, A. Zhong, A. Harouni, A. Gentili, A. Z. Abidin, A. Liu, A. B. Costa, B. J. Wood, C.-S. Tsai, C.-H. Wang, C.-N. Hsu, C. K. Lee, P. Ruan, D. Xu, D. Wu, E. Huang, F. C. Kitamura, G. Lacey, G. C. de Antônio Corradi, G. Nino, H.-H. Shin, H. Obinata, H. Ren, J. C. Crane, J. Tetreault, J. Guan, J. W. Garrett, J. D. Kaggie, J. G. Park, K. Dreyer, K. Juluru, K. Kersten, M. A. B. C. Rockenbach, M. G. Linguraru, M. A. Haider, M. AbdelMaseeh, N. Rieke, P. F. Damasceno, P. M. C de Silva, P. Wang, S. Xu, S. Kawano, S. Sriswasdi, S. Y. Park, T. M. Grist, V. Buch, W. Jantarabenjakul, W. Wang, W. Y. Tak, X. Li, X. Lin, Y. J. Kwon, A. Quraini, A. Feng, A. N. Priest, B. Turkbey, B. Glicksberg, B. Bizzo, B. S. Kim, C. Tor-Díez, C.-C. Lee, C.-J. Hsu, C. Lin, C.-L. Lai, C. P. Hess, C. Compas, D. Bhatia, E. K. Oermann, E. Leibovitz, H. Sasaki, H. Mori, I. Yang, J. H. Sohn, K. N. K. Murthy, L.-C. Fu, M. R. F. de Mendonca, M. Fralick, M. K. Kang, M. Adil, N. Gangai, P. Vateekul, P. Elnajjar, S. Hickman, S. Majumdar, S. L. McLeod, S. Reed, S. Gräf, S. Harmon, T. Kodama, T. Puthanakit, T. Mazzulli, V. L. de Lavor, Y. Rakvongthai, Y. R. Lee, Y. Wen, F. J. Gilbert, M. G. Flores, and Q. Li. Federated learning for predicting clinical outcomes in patients with COVID-19. *Nature Medicine*, 27(10):1735–1743, October 2021. ISSN 1546-170X. doi: 10.1038/s41591-021-01506-3. URL <https://doi.org/10.1038/s41591-021-01506-3>.
- Y. Deng, M. M. Kamani, and M. Mahdavi. Adaptive personalized federated learning, 2020.
- L. R. Dice. Measures of the amount of ecologic association between species. *Ecology*, 26(3):297–302, 1945. ISSN 00129658, 19399170. URL <http://www.jstor.org/stable/1932409>.
- J. O. du Terrail, S.-S. Ayed, E. Cyffers, F. Grimberg, C. He, R. Loeb, P. Mangold, T. Marchand, O. Marfoq, E. Mushtaq, B. Muzellec, C. Philippenko, S. Silva, M. Teleńczuk, S. Albarqouni, S. Avestimehr, A. Bellet, A. Dieuleveut, M. Jaggi, S. P. Karimireddy, M. Lorenzi, G. Neglia, M. Tommasi, and M. Andreux. FLamby: Datasets and Benchmarks for Cross-Silo Federated Learning in Realistic Healthcare Settings. In *NeurIPS 2022 - Thirty-sixth Conference on Neural Information Processing Systems*, Proceedings of NeurIPS, New Orleans, United States, November 2022a. URL <https://hal.science/hal-03900026>.
- J. O. du Terrail, A. Leopold, C. Joly, M. Andreux, C. Maussion, B. Schmauch, M. Zaslavskiy, G. Wainrib, M. Milder, J. Gervasoni, J. Guérin, T. Durand, A. Livartowski, K. Moutet, C. Gauthier, A.-L. Moisson, C. Marini, M. Galtier, P. E.

- Heudel, and G. Bataillon. Collaborative federated learning behind hospitals' firewalls for predicting histological complete response to neoadjuvant chemotherapy in triple-negative breast cancer. *Journal of Clinical Oncology*, 40(16_suppl):590–590, 2022b. doi: 10.1200/JCO.2022.40.16_suppl.590. URL https://doi.org/10.1200/JCO.2022.40.16_suppl.590.
- C. Dupuy, T. G. Roosta, L. Long, C. Chung, R. Gupta, and S. Avestimehr. Learnings from federated learning in the real world. In *ICASSP 2022 - 2022 IEEE International Conference on Acoustics, Speech and Signal Processing (ICASSP)*, pages 8767–8771, 2022. doi: 10.1109/ICASSP43922.2022.9747113.
- A. Fallah, A. Mokhtari, and A. Ozdaglar. Personalized federated learning with theoretical guarantees: A model-agnostic meta-learning approach. In *Proceedings of the 34th International Conference on Neural Information Processing Systems, NIPS'20*, Red Hook, NY, USA, 2020. Curran Associates Inc. ISBN 9781713829546.
- G. N. Gunesli, M. Mohsin, S. E. A. Raza, and N. M. Rajpoot. FedDropoutAvg: Generalizable federated learning for histopathology image classification, 2021.
- A. Hard, K. Rao, R. Mathews, F. Beaufays, S. Augenstein, H. Eichner, C. Kiddon, and D. Ramage. Federated learning for mobile keyboard prediction, 2018.
- M. Hosseinzadeh, A. Saha, P. Brand, I. Slotweg, M. de Rooij, and H. Huisman. Deep learning-assisted prostate cancer detection on bi-parametric MRI: minimum training data size requirements and effect of prior knowledge. *European Radiology*, 32(4):2224–2234, April 2022. ISSN 1432-1084. doi: 10.1007/s00330-021-08320-y. URL <https://doi.org/10.1007/s00330-021-08320-y>.
- S. K. Inouye, L. Leo-Summers, Y. Zhan, S. T. Bogardus Jr., D. L. Leslie, and J. V. Agostini. A chart-based method for identification of delirium: validation compared with interviewer ratings using the confusion assessment method. *J Am Geriatr Soc.*, 53(2):312–318, February 2005.
- S. Ioffe and C. Szegedy. Batch normalization: Accelerating deep network training by reducing internal covariate shift. In Francis Bach and David Blei, editors, *Proceedings of the 32nd International Conference on Machine Learning*, volume 37 of *Proceedings of Machine Learning Research*, pages 448–456, Lille, France, 07–09 Jul 2015. PMLR. URL <https://proceedings.mlr.press/v37/ioffe15.html>.
- B. Isik, F. Pase, D. Gunduz, T. Weissman, and Z. Michele. Sparse random networks for communication-efficient federated learning. In *The Eleventh International Conference on Learning Representations*, 2023. URL <https://openreview.net/forum?id=k1FHgri5y3->.
- W. Jeong and S. J. Hwang. Factorized-FL: Agnostic personalized federated learning with kernel factorization & similarity matching, 2022.
- P. Kairouz, H. B. McMahan, B. Avent, A. Bellet, M. Bennis, A. N. Bhagoji, K. Bonawitz, Z. Charles, G. Cormode, R. Cummings, R. G. L. D'Oliveira, H. Eichner, S. El Rouayheb, D. Evans, J. Gardner, Z. Garrett, A. Gascón, B. Ghazi, P. B. Gibbons, M. Gruteser, Z. Harchaoui, C. He, L. He, Z. Huo, B. Hutchinson, J. Hsu, M. Jaggi, T. Javidi, G. Joshi, M. Khodak, J. Konečný, A. Korolova, F. Koushanfar, S. Koyejo, T. Leppert, Y. Liu, P. Mittal, M. Mohri, R. Nock, A. Özgür, R. Pagh, H. Qi, D. Ramage, R. Raskar, M. Raykova, D. Song, W. Song, S. U. Stich, Z. Sun, A. T. Suresh, F. Tramèr, P. Vepakomma, J. Wang, L. Xiong, Z. Xu, Q. Yang, F. X. Yu, H. Yu, and S. Zhao. Advances and open problems in federated learning. *Foundations and Trends® in Machine Learning*, 14(1–2):1–210, 2021. ISSN 1935-8237. doi: 10.1561/22000000083. URL <http://dx.doi.org/10.1561/22000000083>.
- S. P. Karimireddy, S. Kale, M. Mohri, S. Reddi, S. Stich, and A. T. Suresh. SCAFFOLD: Stochastic controlled averaging for federated learning. In Hal Daumé III and Aarti Singh, editors, *Proceedings of the 37th International Conference on Machine Learning*, volume 119 of *Proceedings of Machine Learning Research*, pages 5132–5143. PMLR, 13–18 Jul 2020. URL <https://proceedings.mlr.press/v119/karimireddy20a.html>.
- Y.-B. Kim, K. Stratos, and R. Sarikaya. Frustratingly easy neural domain adaptation. In *COLING*. ACL - Association for Computational Linguistics, December 2016. URL <https://www>.

- microsoft.com/en-us/research/publication/frustratingly-easy-neural-domain-adaptation/.
- Q. Li, B. He, and D. Song. Model-contrastive federated learning. In *Proceedings of the IEEE/CVF Conference on Computer Vision and Pattern Recognition*, 2021a.
- T. Li, A. K. Sahu, M. Zaheer, M. Sanjabi, A. Talwalkar, and V. Smith. Federated optimization in heterogeneous networks. In I. Dhillon, D. Papailiopoulos, and V. Sze, editors, *Proceedings of Machine Learning and Systems*, volume 2, pages 429–450, 2020. URL <https://proceedings.mlsys.org/paper/2020/file/38af86134b65d0f10fe33d30dd76442e-Paper.pdf>.
- X. Li, M. Jiang, X. Zhang, M. Kamp, and Q. Dou. FedBN: Federated learning on non-IID features via local batch normalization, 2021b.
- Y. Li, X. Wang, R. Zeng, P. K. Donta, I. Murturi, M. Huang, and S. Dustdar. Federated domain generalization: A survey, 2023.
- P. P. Liang, T. Liu, L. Ziyin, N. B. Allen, R. P. Auerbach, D. Brent, R. Salakhutdinov, and L.-P. Morency. Think locally, act globally: Federated learning with local and global representations, 2020.
- T.-Y. Lin, P. Goyal, R. Girshick, K. He, and P. Dollár. Focal loss for dense object detection. *IEEE Transactions on Pattern Analysis and Machine Intelligence*, 42(2):318–327, 2020. doi: 10.1109/TPAMI.2018.2858826.
- I. Loshchilov and F. Hutter. Fixing weight decay regularization in ADAM, 2018.
- H. B. McMahan, E. Moore, D. Ramage, S. Hampson, and B. A. y Arcas. Communication-efficient learning of deep networks from decentralized data. *Proceedings of the 20th International Conference on Artificial Intelligence and Statistics (AISTATS)*, 2017.
- J. K. O’Herrin, N. Fost, and K. A. Kudsk. Health insurance portability accountability act (HIPAA) regulations: effect on medical record research. *Ann. Surg.*, 239(6):772–776, Jun 2004. doi: 10.1097/01.sla.0000128307.98274.dc.
- P. Passban, T. Roosta, R. Gupta, A. Chadha, and C. Chung. Training mixed-domain translation models via federated learning. In *Proceedings of the 2022 Conference of the North American Chapter of the Association for Computational Linguistics: Human Language Technologies*, pages 2576–2586, Seattle, United States, July 2022. Association for Computational Linguistics. doi: 10.18653/v1/2022.naacl-main.186. URL <https://aclanthology.org/2022.naacl-main.186>.
- X. Peng, Z. Huang, Y. Zhu, and K. Saenko. Federated adversarial domain adaptation. *arXiv preprint arXiv:1911.02054*, 2019.
- D. W. Peterson, P. Kanani, and V. J. Marathe. Private federated learning with domain adaptation. In *33rd Conference on Neural Information Processing Systems (NeurIPS 2019)*, Proceedings of NeurIPS, Vancouver, Canada, 2019.
- J. Quinonero-Candela, M. Sugiyama, A. Schwaighofer, and N. D. Lawrence. *Dataset shift in machine learning*. Mit Press, 2008.
- S. J. Reddi, Z. Charles, M. Zaheer, Z. Garrett, K. Rush, J. Konečný, S. Kumar, and H. B. McMahan. Adaptive federated optimization. In *ICLR 2021*, 2021.
- Y. Shen, J. Du, H. Zhao, Z. Ji, C. Ma, and M. Gao. FedMM: A communication efficient solver for federated adversarial domain adaptation. In *Proceedings of the 2023 International Conference on Autonomous Agents and Multiagent Systems, AAMAS ’23*, page 1808–1816, Richland, SC, 2023. International Foundation for Autonomous Agents and Multiagent Systems. ISBN 9781450394321.
- L. Song, C. Ma, G. Zhang, and Y. Zhang. Privacy-preserving unsupervised domain adaptation in federated setting. *IEEE Access*, 8:143233–143240, 2020. doi: 10.1109/ACCESS.2020.3014264.
- C. Sun, A. Shrivastava, S. Singh, and A. Gupta. Revisiting unreasonable effectiveness of data in deep learning era. In *2017 IEEE International Conference on Computer Vision (ICCV)*, pages 843–852, 2017. doi: 10.1109/ICCV.2017.97.
- A. Z. Tan, H. Yu, L. Cui, and Q. Yang. Towards personalized federated learning. *IEEE Transactions on Neural Networks and Learning Systems*, pages 1–17, 2022. doi: 10.1109/TNNLS.2022.3160699.

- M. Tan and Q. V. Le. EfficientNet: Rethinking model scaling for convolutional neural networks. In *Proceedings of the 36th International Conference on Machine Learning (ICML)*, Long Beach, June 2019.
- A. A Verma, Y. Guo, J. L. Kwan, L. Lapointe-Shaw, S. Rawal, T. Tang, A. Weinerman, P. Cram, I. A. Dhalla, and S. W. Hwang et al. Patient characteristics, resource use and outcomes associated with general internal medicine hospital care: the general medicine inpatient initiative (GEMINI) retrospective cohort study. *Canadian Medical Association Open Access Journal*, 5(4):E842–E849, 2017.
- J. Wang, G. Xie, Y. Huang, J. Lyu, F. Zheng, Y. Zheng, and Y. Jin. FedMed-GAN: Federated domain translation on unsupervised cross-modality brain image synthesis. *Neurocomputing*, 546:126282, 2023.
- K. Wang, C. Kiddon R. Mathews, H. Eichner, F. Beaufays, and D. Ramage. Federated evaluation of on-device personalization, 2019.
- C.-H. Yao, B. Gong, H. Qi, Y. Cui, Y. Zhu, and M.-H. Yang. Federated multi-target domain adaptation. In *Proceedings of the IEEE/CVF Winter Conference on Applications of Computer Vision*, pages 1424–1433, 2022.
- T. Yu, E. Bagdasaryan, and V. Shmatikov. Salvaging federated learning by local adaptation, 2020.
- A. Zhang, Z. C. Lipton, M. Li, and A. J. Smola. Dive into deep learning. *arXiv preprint arXiv:2106.11342*, 2021.
- R. Zhang, Q. Xu, J. Yao, Y. Zhang, Q. Tian, and Y. Wang. Federated domain generalization with generalization adjustment. In *Proceedings of the IEEE/CVF Conference on Computer Vision and Pattern Recognition*, pages 3954–3963, 2023.
- Y. Zhang, Y. Xu, S. Wei, Y. Wang, Y. Li, and X. Shang. Personalized federated contrastive learning. In *2022 IEEE International Conference on Big Data (Big Data)*, pages 4218–4225, 2022. doi: 10.1109/BigData55660.2022.10020518.

Appendix A. FLamby Details and Hyper-parameters

In this section, details are provided around each of the selected datasets in the FLamby benchmark. For

more information on items such as preprocessing and feature engineering, see (du Terrail et al., 2022a). The library provided with the FLamby benchmark is used to replicate the training parameters, loss functions, model architectures, and other experimental components for consistency. Table 5 details the hyper-parameter sweeps and best values used for the results reported in Section 4, which differ from those of the original FLamby settings. Note that the searched values for MOON and PerFCL are informed by the original papers. The best hyper-parameters are chosen by computing the lowest aggregated validation loss seen by the server during FL training, averaged over five training runs. The aggregated validation loss is computed by averaging the loss on each client’s validation set, weighted by the number of training examples held by each client. For central and local training, a setup identical to the FLamby benchmark is used. As a result, the best performing parameters optimized in the benchmark are applied for each task. Client dataset distributions for each task are shown in Table 7.

In selecting the FL algorithms for the FLamby and GEMINI experiments, FedAdam is chosen as representative of the FedOpt family (Reddi et al., 2021) because it performed well in the original FLamby experiments. Similarly, the Cyclic method is not considered here as it performed poorly across all original FLamby benchmarks.

A.1. Fed-Heart-Disease

The Fed-Heart-Disease dataset consists of four clients. The loss function is binary cross-entropy and the metric is standard accuracy. A batch size of 4 is used for all training. Central and local training uses a learning rate of 0.001 over 50 epochs with an AdamW optimizer.

A.2. Fed-IXI

The Fed-IXI dataset incorporates data from three distinct centres. Two different scanning systems produced the 3D images in the dataset. The brain scans are labeled with binary segmentation masks. For training, a Dice loss (Dice, 1945) is used with an $\epsilon = 10^{-9}$. The metric is the Dice score between the predicted and labeled segmentations. A constant batch size of 2 is used for all training. Both central and local training apply a learning rate of 0.001 and an AdamW optimizer for 10 epochs.

Table 5: Hyper-parameters tuned for each FL method and FLamby dataset pair. For the “Range” column, the sets progress in orders of magnitude. For example, 0.1 to 1e-4 is the set of parameters {0.1, 0.01, 1e-3 1e-4}. The “Best” hyper-parameter values are chosen based on the average aggregated validation loss during federated training over five different training runs.

Method	Task Parameters	Fed-Heart-Disease		Fed-IXI		Fed-ISIC2019	
		Range	Best	Range	Best	Range	Best
FedAvg	Client LR	0.1 to 1e-5	0.1	0.1 to 1e-5	1e-3	0.1 to 1e-5	1e-3
FedAdam	Client LR	0.1 to 1e-5	1e-5	0.1 to 1e-5	1e-3	0.1 to 1e-5	1e-5
	Server LR	0.1 to 1e-5	0.1	1.0 to 1e-4	0.01	1.0 to 1e-4	1e-3
FedProx	Client LR	1e-3 to 1e-4	1e-3	0.1 to 1e-5	1e-3	0.1 to 1e-5	1e-3
	μ	1.0 to 0.01	0.01	1.0 to 1e-3	1e-3	1.0 to 1e-3	0.1
SCAFFOLD	Client LR	0.1 to 1e-5	0.1	0.1 to 1e-5	0.1	0.1 to 1e-5	0.01
	Server LR	0.1 to 1e-5	0.1	1.0 to 1e-4	1.0	1.0 to 1e-4	1.0
MOON	Client LR	0.1 to 1e-5	0.01	0.1 to 1e-5	1e-3	0.1 to 1e-5	1e-3
	μ	10 to 1e-3, 5	0.1	10 to 1e-3, 5	1e-3	10 to 1e-3, 5	1.0
FedPer	Client LR	0.1 to 1e-5	1e-3	0.1 to 1e-5	1e-3	0.1 to 1e-5	1e-3
APFL	Client LR	0.1 to 1e-5	0.1	0.1 to 1e-5	1e-3	0.1 to 1e-5	1e-4
	α LR	1.0 to 1e-4	0.1	1.0 to 1e-4	1.0	1.0 to 1e-4	0.01
PerFCL	Client LR	0.1 to 1e-3	1e-3	0.1 to 1e-3	1e-3	0.1 to 1e-3	1e-3
	μ	1.0 to 0.01	0.1	1.0 to 0.01	0.1	1.0 to 0.01	0.01
	γ	{1, 5, 10}	1.0	{1, 5, 10}	10	{1, 5, 10}	10
FENDA-FL	Client LR	0.1 to 1e-5	1e-3	0.1 to 1e-5	1e-3	0.1 to 1e-5	1e-3

A.3. Fed-ISIC2019

The Fed-ISIC2019 dataset is split across six different clients. Three of the client datasets are derived from the same source, the Medical University of Vienna, but were generated by different imaging devices. A weighted focal loss function (Lin et al., 2020) is used to fine-tune the EfficientNet-B0 architectures and balanced accuracy is measured to assess performance. All training runs use a batch size of 64. Central and local training uses an AdamW optimizer with a learning rate of 5e-4 over 20 epochs. As seen in Table 7, the number of data-points held by each client varies dramatically.

Appendix B. GEMINI Details and Hyper-parameters

GEMINI is a research network in which hospitals share data with a central repository. As the reposi-

tory contains detailed patient information, access to GEMINI data is granted only after approval, in accordance with the network’s data sharing agreement and research ethics protocols. Similar to the FLamby experiments, the best hyper-parameters are chosen based on the minimum average validation loss computed by the server. The loss is the weighted average of clients’ model’s loss in each round of FL training. The sweep space and best hyper-parameters found for each of the FL methods are reported in Table 6. Hyper-parameter sweeps are also performed for central and local model training for both GEMINI tasks, the results of which are also found in the table.

While both the Mortality and Delirium prediction tasks are drawn from GEMINI consortium data, the data pre-processing steps result in two distinct task-specific datasets. Table 7 displays the client data distribution for both tasks. An overview of the data preparation steps is provided in the following sec-

Table 6: Hyper-parameters tuned for each FL method, along with local and central training, across GEMINI tasks. For the ‘‘Range’’ column, the sets progress in orders of magnitude. For example, 0.01 to 1e-4 is the set of parameters $\{0.01, 1e-3, 1e-4\}$. The ‘‘Best’’ hyper-parameter values are chosen based on the average aggregated validation loss during federated training over five different training runs.

Method	Task	Mortality		Delirium		Method	Task	Mortality		Delirium	
	Params.	Range	Best	Range	Best		Params.	Range	Best	Range	Best
FedAvg	Client LR	0.01 to 1e-4	1e-3	0.01 to 1e-4	1e-3	Local 0	LR	0.01 to 1e-4	0.01	0.01 to 1e-4	0.01
FedAdam	Client LR	0.01 to 1e-4	1e-4	0.01 to 1e-4	1e-4	Local 1	LR	0.01 to 1e-4	1e-3	0.01 to 1e-4	0.01
	Server LR	1.0 to 1e-3	1e-3	1.0 to 1e-3	1e-3	Local 2	LR	0.01 to 1e-4	0.01	0.01 to 1e-4	1e-4
FedProx	Client LR	1.0 to 1e-4	0.01	0.1 to 1e-4	1e-3	Local 3	LR	0.01 to 1e-4	0.01	0.01 to 1e-4	1e-3
	μ	1.0 to 0.01	0.1	1.0 to 0.01	0.1	Local 4	LR	0.01 to 1e-4	0.01	0.01 to 1e-4	1e-3
SCAFFOLD	Client LR	0.01 to 1e-4	0.01	0.01 to 1e-4	1e-3	Local 5	LR	0.01 to 1e-4	0.01	0.01 to 1e-4	1e-3
	Server LR	1.0 to 1e-3	1.0	1.0 to 1e-4	1e-3	Local 6	LR	0.01 to 1e-4	0.01	–	–
MOON	Client LR	0.1 to 1e-5	1e-4	0.1 to 1e-5	1e-3	Central	LR	0.01 to 1e-5	1e-4	0.01 to 1e-5	1e-4
	μ	10 to 1e-3, 5	10	10 to 1e-3, 5	10						
FedPer	Client LR	0.1 to 1e-5	1e-4	0.1 to 1e-5	1e-5						
APFL	Client LR	0.1 to 1e-4	0.01	0.01 to 1e-5	1e-4						
	α LR	1.0 to 1e-3	0.01	1.0 to 1e-3	0.01						
PerFCL	Client LR	0.1 to 1e-3	1e-3	0.1 to 1e-3	1e-3						
	μ	1.0 to 0.01	0.1	1.0 to 0.01	1.0						
	γ	$\{1, 5, 10\}$	10	$\{1, 5, 10\}$	1.0						
FENDA-FL	Client LR	0.01 to 1e-5	1e-4	0.01 to 1e-5	1e-4						

tions. The code may be shared with researchers upon receiving access to GEMINI.

B.1. Mortality Prediction

For this task, there are seven participating hospitals, each representing a client with its own private data. A binary cross-entropy loss is used for training. For all experiments, the batch size is set to 64. The number of samples for mortality prediction is large compared to other tasks. A careful analysis resulted in the selection of 35 features that were subsequently processed by a standard data pipeline, which included data vectorization and scaling. A non-exhaustive list of selected features includes: readmission status, whether the patient is transferred from an acute care institution, length of stay in days, CD-10-CA classification code, counts of previous encounters, diagnosis type, and age. Categorical features require special preprocessing in a federated setting. For clients to consistently map such features to a numerical space, we assume that the server has oracle knowledge of all possible feature values and provides one-hot mappings to all clients.

B.2. Delirium Prediction

For this task, data is drawn from six hospitals. Each hospital participates in FL as a single client. As seen in Table 7, the number of samples in this task is smaller than in mortality prediction. This is because delirium labels are provided through a rigorous and time-intensive process of medical record review by a trained expert (Inouye et al., 2005). This is one of the only validated methods for such labeling, as it is poorly captured in routine administrative or clinical data. A wide variety of medical features is used, such as count of room transfer and ICU transfer, whether the patient has entered an intensive care unit since their admission, length of stay in days, laboratory-based Acute Physiology Score, ICU length of stay in hours, duration of the patient’s stay in the ER in hours, whether admission was via ambulance, triage level, total number of transfusions, type of blood product or component transfused, medication names, text description of radiology images, among many others. The feature engineering pipeline results in 1,119 features.

Concretely, the data pre-processing steps are the following. One-hot encoding is used for categorical

Table 7: Train and test set sizes across clients in the FLamby datasets, reproduced from (du Terrail et al., 2022a), and the GEMINI datasets. Each GEMINI client represents a separate Canadian institution.

Dataset	Number	Train Size	Test Size	Dataset	Number	Train Size	Test Size
Fed-Heart-Disease	0	199	104	GEMINI Mortality	0	13234	3308
	1	172	89		1	21018	5254
	2	30	16		2	14180	3545
	3	85	45		3	15251	3813
Fed-IXI	0	262	66		4	14441	3610
	1	142	36		5	12718	3180
	2	54	14	6	23820	5955	
Fed-ISIC2019	0	9930	2483	GEMINI Delirium	0	660	101
	1	3163	791		1	590	99
	2	2691	672		2	1218	199
	3	1807	452		3	494	76
	4	655	164		4	574	109
	5	351	88		5	1392	258

features such as gender, discharge disposition, and admission category. A TF-IDF vectorizer is used to vectorize text-based columns such as radiology image and medication descriptions. A `MaxAbsScaler` is used for data scaling. Finally, during training, resampling is performed to balance negative and positive samples and increase the dataset size. Resampling is done separately in each client based on the client’s data. Note that resampling is not performed on the test datasets. Similar to the mortality task, we also assume oracle knowledge in the server, which enables clients to map categorical features into the same space. If clients individually process such features, there is a high chance of misalignment, resulting in heterogeneous feature spaces. Finally, during training, the batch size is 64 for all methods.

Appendix C. Trainable Parameters

Table 8 provides a comparison of the trainable parameters present in the models used in the FLamby and GEMINI experiments. The “standard” column refers to models trained in all settings, excluding APFL, FENDA-FL, and PerFCL. Note that both FedPer

and MOON use the 151 parameter models for Fed-Heart-Disease to facilitate feature extraction. For a fair comparison, we have sought to keep the number of trainable parameters across different architectures close to ensure that models for different methods do not have out-sized expressiveness.

Appendix D. Fed-Heart-Disease: Large Models

Figure 3 displays the performance of both small and large models for various training strategies on Fed-Heart-Disease. The small models are logistic regression with only 14 trainable parameters. The large versions are two-layer DNNs with 151 parameters. The models used by FENDA-FL/PerFCL and APFL are DNN-based with 151 and 152 parameters, respectively. For strategies other than FENDA-FL, PerFCL, and APFL, the large model variants generally do not improve performance. Note that federated checkpointing, as described in Section 3.3, is applied in all cases. Therefore, it is unlikely that this phenomenon is due to over-fitting.

Table 8: Trainable parameter counts for the model architectures used in the FLamby and GEMINI experiments. Standard refers to models used in all settings outside of APFL, FENDA-FL, and PerFCL.

Dataset	Standard	APFL	FENDA-FL	PerFCL
Fed-Heart-Disease	14 or 151	152	151	151
Fed-IXI	1, 106, 520	984, 624	984, 620	984, 620
Fed-ISIC2019	4, 017, 796	4, 631, 088	4, 775, 016	4, 775, 016
Mortality	222, 784	222, 784	222, 784	222, 784
Delirium	8, 988, 736	8, 988, 736	8, 717, 448	8, 717, 448

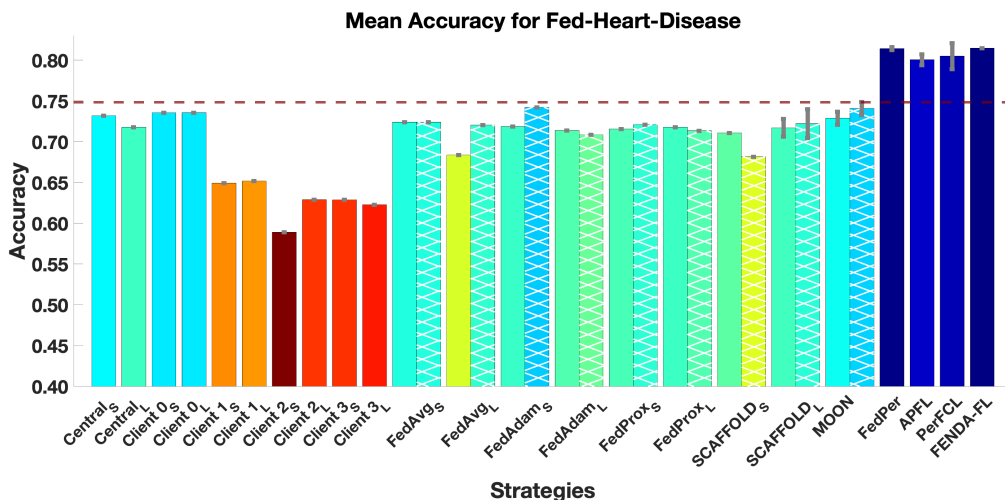


Figure 3: Mean accuracy for the Fed-Heart-Disease task. This figure shows results for small and large models with 14 and 151 parameters, respectively, for strategies other than FENDA-FL and APFL. Strategies sub-scripted with an S use small models and those with an L use the large models. Solid and hatched bars indicate global and local checkpointing, respectively.

Appendix E. FENDA-FL Architecture Studies

As discussed in Section 3.1, an important advantage of the FENDA-FL setup is that the local and global feature extraction modules need not be symmetric with equal latent space sizes. This allows for the injection of inductive bias through architecture choice. For example, in situations where global models perform well, one may assign more parameters and a larger latent space to FENDA-FL’s global feature extractor. In this section, we show that such choices can materially boost performance.

Results for variations in the FENDA-FL model architecture for the Delirium task are reported in Table 9. Aside from FENDA-FL, the best performing strategy for this task is FedProx with an accuracy of 0.8095 and AUC/ROC of 0.8504, using a model with 8, 988, 736 parameters. From the table, it is evident that assigning more layers and a larger latent space to the global module is beneficial. Given that a global model is performing this task well, such an emphasis makes sense. However, the use of a, albeit smaller, personal module allows FENDA-FL to approach FedProx in terms of accuracy and surpass it in terms of

Table 9: Results corresponding to different FENDA-FL architecture variations on the Delirium task. “Layers (G, L)” and “Latent (G, L)” refer to the number of dense layers assigned to the global and local feature extractors, respectively, along with the size of the corresponding latent spaces.

Layers (G, L)	Latent (G, L)	Parameters	Acc.	AUC/ROC
4, 4	64, 64	8,631,424	0.7926 (0.0071)	0.8222 (0.0036)
4, 2	64, 64	8,729,600	0.8024 (0.0037)	0.8368 (0.0039)
4, 2	128, 8	8,717,448	0.8064 (0.0036)	0.8518 (0.0017)
2, 4	64, 64	8,729,600	0.7935 (0.0073)	0.8153 (0.0059)
2, 4	8, 128	8,717,448	0.7935 (0.0073)	0.8153 (0.0059)

Table 10: Results corresponding to different FENDA-FL architecture variations on the Fed-IXI task. “Depth (G, L)” and “Latent (G, L)” refer to the number of projection layers used in the global and local U-net feature extractors, respectively, along with the size of the latent space for each voxel.

Strategy	Depth (G, L)	Latent (G, L)	Parameters	Dice
APFL	3, 3	11, 11	1,859,928	0.9855 (0.0001)
	3, 3	8, 8	984,624	0.9864 (0.0002)
FENDA-FL	3, 3	11, 11	1,859,924	0.9859 (0.0001)
	3, 2	14, 14	1,824,740	0.9864 (0.0000)
	2, 3	14, 14	1,824,740	0.9865 (0.0000)
	3, 2	16, 8	2,070,692	0.9859 (0.0000)
	2, 3	8, 16	2,070,692	0.9860 (0.0000)

AUC/ROC, despite having fewer parameters. Note that, in the imbalanced layer setting, the number of parameters lost, through reducing the depth of one module, are approximately transferred to the deeper module by increasing the layer sizes.

Table 10 shows results for FENDA-FL architecture perturbations for the Fed-IXI task. While the performance changes are fairly small, there is a slight advantage to using a larger local feature extraction module for this task. Doing so brings the FENDA-FL model results in line with the best performing strategy, APFL, for this problem. Note that a larger FENDA-FL model is used to allow for latent space imbalance in the U-Net. Note also that APFL does not appear to benefit from the additional parameters.

Appendix F. Federated Checkpointing Ablation Experiments

To quantify the benefits of the federated checkpointing strategies proposed in Section 3.3, we compare the results against the widely used fixed-rounds strategy, where only the model from the final FL round is saved. For non-personalized approaches, this is the final aggregated model on the server. For personalized approaches, the final-round client-side model is saved after any server-side aggregation. These checkpoints are referred to as “Latest” in Table 11.

For Fed-Heart-Disease, there is a clear advantage to federated checkpointing, especially the local version, for all strategies except of SCAFFOLD and PerFCL. Notably, APFL and FENDA-FL benefit significantly from local federated checkpointing, as do most of the

Table 11: Checkpoint ablation results comparing federated checkpointing strategies with saving models after a fixed number of FL rounds. Values in parentheses are 95% confidence-interval radii.

	Fed-Heart-Disease: Mean Accuracy			Fed-IXI Optimal Parameters: Mean Dice		
	Latest	Global	Local	Latest	Global	Local
FedAvg	0.706 (0.000)	0.724 (0.000)	0.724 (0.000)	0.9845 (0.0002)	0.9845 (0.0001)	0.9846 (0.0001)
FedAdam	0.711 (0.000)	0.719 (0.000)	0.742 (0.000)	0.9815 (0.0001)	0.9811 (0.0002)	0.9811 (0.0002)
FedProx	0.703 (0.000)	0.716 (0.000)	0.721 (0.000)	0.9841 (0.0001)	0.9842 (0.0001)	0.9844 (0.0001)
SCAFFOLD	0.717 (0.000)	0.711 (0.000)	0.682 (0.000)	0.9828 (0.0000)	0.9827 (0.0000)	0.9827 (0.0000)
MOON	0.7029 (0.019)	0.729 (0.009)	0.741 (0.009)	0.9851 (0.0002)	0.9852 (0.0001)	0.9851 (0.0002)
FedPer	0.814 (0.003)	–	0.814 (0.002)	0.9852 (0.0003)	–	0.9847 (0.0001)
APFL	0.777 (0.013)	–	0.801 (0.006)	0.9858 (0.0000)	–	0.9864 (0.0002)
PerFCL	0.806 (0.010)	–	0.805 (0.018)	0.9843 (0.0004)	–	0.9847 (0.0001)
FENDA-FL	0.802 (0.010)	–	0.815 (0.000)	0.9848 (0.0026)	–	0.9856 (0.0001)

	Fed-IXI Sub-Optimal Parameters: Mean Dice		
	Latest	Global	Local
FedAvg	0.9766 (0.0006)	0.9788 (0.0006)	0.9788 (0.0006)
FedAdam	0.9202 (0.0091)	0.9483 (0.0056)	0.9488 (0.0054)
FedProx	0.9295 (0.0356)	0.9548 (0.0131)	0.9558 (0.0136)
SCAFFOLD	0.4360 (0.0000)	0.4360 (0.0000)	0.4360 (0.0000)
MOON	0.9177 (0.1155)	0.9772 (0.0022)	0.9777 (0.0015)
FedPer	0.9754 (0.0019)	–	0.9779 (0.0015)
APFL	0.9780 (0.0007)	–	0.9793 (0.0005)
PerFCL	0.9853 (0.0005)	–	0.9711 (0.0282)
FENDA-FL	0.9705 (0.0075)	–	0.9790 (0.0004)

non-personalized methods. For Fed-IXI, two experiments are conducted. In the first, the optimal hyper-parameters for each strategy are applied during training. The benefits of local checkpointing are less pronounced in this setting, but some of the approaches exhibit small improvements. APFL, PerFCL, and FENDA see larger improvements. In examining the training trajectories, many of the aggregated validation losses do not show signs of overfitting, likely reducing the advantage of federated checkpointing.

To consider settings when the optimal number of rounds is not well calibrated, training with sub-optimal hyper-parameters for each strategy is performed. For all strategies, except PerFCL, a client-side learning rate of 0.1 is applied. For FedAdam and SCAFFOLD, a server-side learning rate of 0.1 and 1.0, respectively, is used. FedProx sets $\mu = 1e-3$, APFL applies a learning rate for α of 1.0, and MOON sets μ to 1e-3. Finally, PerFCL uses a client-side learning rate of 1e-3, $\mu = 0.01$, and $\gamma = 1$. In this context, a significant advantage is seen when using federated checkpointing, with the exception of PerFCL. Local federated checkpointing also outperforms the server-side analogue. Observe also that feder-

ated checkpointing results in a measurable reduction in variance for all strategies, again excepting PerFCL. The large performance drop and variance for PerFCL with federated checkpointing can be traced to a single federated run failing to converge during training, yielding poor performance.

Appendix G. APFL LR Studies

The stability of the APFL algorithm with respect to the choice of the learning rate for α across each of the FLamby datasets is considered in this section. Figure 4 shows the average metric across five APFL training runs when the learning rate for α is varied. In all cases, α is initially set to 0.5. The performance of models trained with APFL is fairly robust to variations in the learning rate across each dataset, especially Fed-IXI. However, an impact on accuracy and balanced accuracy for the Fed-Heart-Disease and Fed-ISIC2019 tasks is observed. In both settings, a full percentage point is lost for poorly chosen learning rates compared to the optimal learning rate.

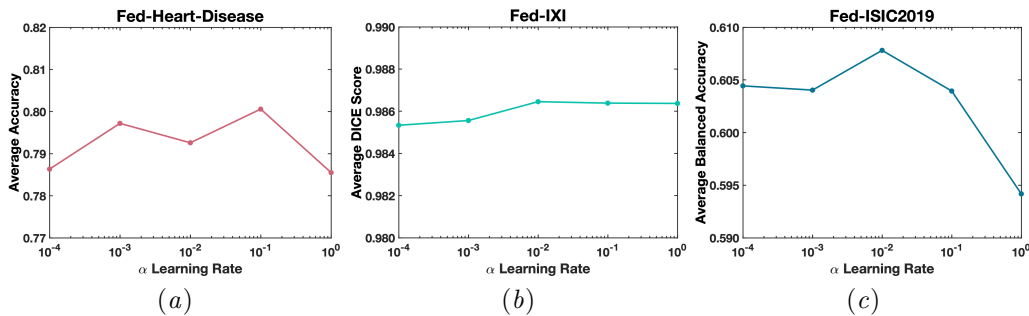


Figure 4: Changes in the average metric attained by models trained with APFL when the learning rate for α is varied. The method is fairly robust to such changes, but there is still a measurable impact on the performance when such learning rates are poorly chosen.

Appendix H. Momentum-Based Server-Side Optimizers and BN

Certain layers in deep learning models accumulate state throughout training that must remain strictly positive. Batch normalization (BN) (Ioffe and Szegedy, 2015) is one of these layers. During training, the layer accumulates mean and variance estimates of preceding layer activations. These estimates are used to perform normalization during inference. When using FedAvg, these estimates are aggregated, like all other parameters, using linearly-weighted averaging. Thus, strictly positive local quantities result in strictly positive aggregated quantities. However, when using momentum-based server-side optimization, as in FedAdam, this property is no longer preserved. This is particularly problematic for BN, where the square root of the variance is computed to perform normalization.

Algorithm 1: Simplified FedAdam calculation with a single parameter and constant updates, $\tilde{x} = 0.1$, from clients over 30 rounds.

```

 $x_t = x_0, m_t = 0, v_t = 0$ 
for  $t$  from 1 to 30 do
     $\Delta_t = \tilde{x} - x_t$ 
     $m_t = \beta_1 m_t + (1 - \beta_1) \Delta_t$ 
     $v_t = \beta_2 v_t + (1 - \beta_2) \Delta_t^2$ 
     $x_t = x_t + \eta \frac{m_t}{\sqrt{v_t} + \tau}$ 
end
    
```

As an illustration of this phenomenon, consider learning a single parameter x and an initial guess of $x_0 = 2.0$. Set the FedAdam parameters to $\beta_1 = 0.9$, $\beta_2 = 0.9$, $\tau = 1e-9$, and a learning rate of $\eta = 0.1$. Assume that each client calculates a new parameter of $\tilde{x} = 0.1$ at each iteration. Algorithm 1 shows the iterative calculations of FedAdam for this simplified setting. Running these iterations results in a negative value for $x_t = -0.204$, despite $\tilde{x} > 0$ for every iteration. This drift is due to the momentum associated with the updates. Therefore, in settings where BN is present and the FedAdam strategy is employed, batch tracking is shut off to avoid such issues. It should be noted that this is qualitatively similar to the FedBN strategy in (Li et al., 2021b).

Appendix I. Extreme Heterogeneity

As a test of the robustness of the FL methods studied here, with particular interest in FENDA-FL, an experiment inducing extreme feature-space heterogeneity is designed. For the GEMINI Delirium task, described in Section 3.2, each client further processes its data with dimensionality reduction through PCA and feature selection to produce input vectors of dimension 300. As the clients independently perform this process, the resulting feature spaces are no longer well-aligned. In this setup, locally trained models are unlikely to generalize well to other domains. Moreover, FL techniques that produce a single shared model are expected to encounter convergence issues. This is confirmed in the results shown in Figure 5. Each client’s local model generalizes poorly to other domains and global FL approaches struggle with per-

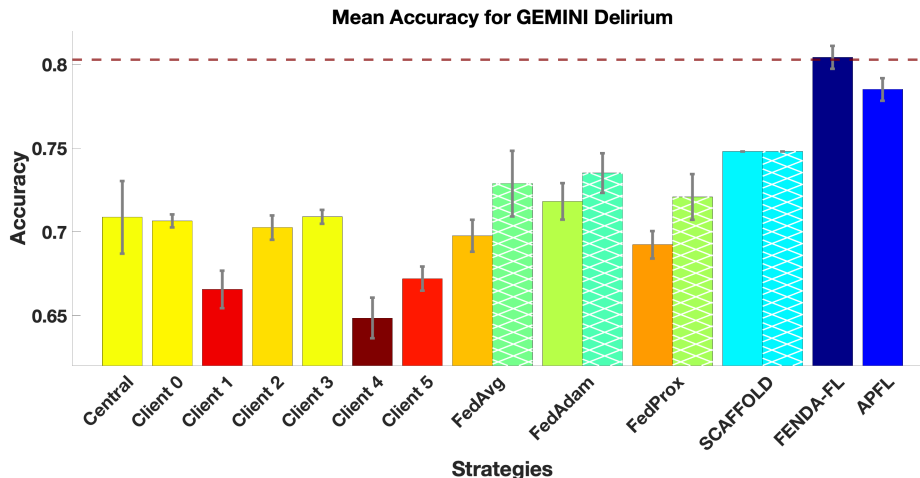


Figure 5: Mean accuracy across clients for the GEMINI Delirium task when each client performs independent feature processing. The dashed horizontal line represents siloed performance, see Section 3.3. Solid and hatched bars indicate global and local checkpointing, respectively.

formance. On the other hand, APFL and FENDA-FL fare better, as they are able to lean on local training when global parameters are not informative. FENDA-FL demonstrates notable robustness to this setting, recovering the siloed performance target. Note also that local checkpointing is important for this task.

Appendix J. FENDA-FL Details and Distribution Shift

Assume there is a central server and M clients, each with a local dataset D_i , for $i \in \{1, \dots, M\}$. Client data exists on domain $X \times Y$ where $X \in \mathbb{R}^I$ and $Y \in \mathbb{R}^O$. FENDA-FL uses the FedAvg algorithm as a foundation to enable collaborative learning among clients. In particular, along with a global feature extractor $f_{\mathbf{w}} : X \rightarrow \mathbb{R}^{H_G}$, each client, i , has a local feature extractor $f_{\mathbf{w}_i} : X \rightarrow \mathbb{R}^{H_i}$ and classification head $g_i : \mathbb{R}^{(H_G+H_i)} \rightarrow Y$. For a given input sample $\mathbf{x} \sim P_i(X)$, f and f_i map \mathbf{x} to representations, \mathbf{z} and \mathbf{z}_i , that are concatenated and passed into g_i to yield a prediction, \hat{y}_i . In the simplest case, g_i is a fully connected layer parameterized by weights $\theta_i \in \mathbb{R}^{O \times (H_G+H_i)}$ and an activation σ such that

$$\hat{y}_i = \sigma \left(\theta_i \begin{bmatrix} \mathbf{z} \\ \mathbf{z}_i \end{bmatrix} \right) = \sigma \left(\theta_i \begin{bmatrix} f_{\mathbf{w}}(\mathbf{x}) \\ f_{\mathbf{w}_i}(\mathbf{x}) \end{bmatrix} \right).$$

The global feature extractor weights, \mathbf{w} , are aggregated across clients via FedAvg, whereas the local feature extractor and classification head weights, \mathbf{w}_i and θ_i , are exclusively learned through SGD, or its variants, on each client. Both global and local parameters are iteratively updated across FL rounds.

J.1. Distribution Shifts in FL

Distribution shifts arise when the joint distribution of inputs and targets varies between datasets (Quinonero-Candela et al., 2008). In the standard ML setup, distribution shifts occur between the train and test data, such that $P_{\text{train}}(X, Y) \neq P_{\text{test}}(X, Y)$, leading to poor model generalization. The most common distribution shifts include label, covariate and concept drift (Zhang et al., 2021). Label shift is characterized by different label distributions $P(Y)$, but constant class conditional distribution, $P(X|Y)$. Covariate shift occurs when the marginal distribution, $P(X)$, varies across datasets while the conditional distribution, $P(Y|X)$, remains the same. Finally, concept drift arises when the class conditional distribution $P(Y|X)$ varies and $P(Y)$ remains fixed.

In the FL setting, distribution shifts are common among clients, due to variations in the underlying data generating process. These variations may stem, for example, from differences between the sensors, preferences, geographies and time periods involved in

data collection (Kairouz et al., 2021). In this regime, FedAvg often exhibits slow convergence and poor performance. Many works have attempted to address this for various types of shifts (Karimireddy et al., 2020; Deng et al., 2020; Li et al., 2021b).

As a personalized method, FENDA-FL allows each client to train a custom model while maintaining the benefit of using FL to jointly learn a subset of weights. In particular, as described above, FENDA-FL has a locally-optimized feature extractor and classification head, in addition to a global feature extractor learned via FedAvg. The local feature extractor and classification head endow client models with a degree of resilience to label and covariate shift. They may adapt feature representations and predictions to lean more or less heavily on global representations or modify prediction distributions to match local statistics. Beyond such shifts, FENDA-FL is able to handle concept drift where the conditional distribution, $P(Y|X)$, varies across clients. For example, in the extreme case, this is accomplished by the local classification head ignoring global features altogether. This is not true of non-personalized FL models, which assume a single function exists that obtains low error across all clients.

FENDA-FL is also resilient to extreme distribution shifts involving misalignment of client features. As demonstrated in Appendix I, FENDA-FL is able to obtain performance consistent with locally trained models when the feature spaces of the clients are not aligned, where as other benchmark approaches fall significantly short. One type of distribution shift that is not admissible in the proposed approach is misaligned label spaces. This is an important setting to explore in future work.