

RealFill: Reference-Driven Generation for Authentic Image Completion

Luming Tang^{1,2} Nataniel Ruiz¹ Qinghao Chu¹ Yuanzhen Li¹ Aleksander Hołyński¹ David E. Jacobs¹
Bharath Hariharan² Yael Pritch¹ Neal Wadhwa¹ Kfir Aberman¹ Michael Rubinstein¹

¹Google Research

²Cornell University



Figure 1. Given a few reference images that roughly capture the same scene, and a target image with a missing region, **RealFill** is able to complete the target image with image content that is faithful to the true scene. In contrast, standard prompt-based inpainting methods hallucinate plausible but inauthentic content due to their lack of knowledge of the original scene.

Abstract

Recent advances in generative imagery have brought forth outpainting and inpainting models that can produce high-quality, plausible image content in unknown regions, but the content these models hallucinate is necessarily inauthentic, since the models lack sufficient context about the true scene. In this work, we propose **RealFill**, a novel generative approach for image completion that fills in missing regions of an image with the content that should have been there. **RealFill** is a generative inpainting model that is personalized using only a few reference images of a scene. These reference images do not have to be aligned with the target image, and can be taken with drastically varying viewpoints, lighting conditions, camera apertures, or image styles. Once personalized, **RealFill** is able

to complete a target image with visually compelling contents that are faithful to the original scene. We evaluate **RealFill** on a new image completion benchmark that covers a set of diverse and challenging scenarios, and find that it outperforms existing approaches by a large margin. See more results on our project page: <https://realfill.github.io>.

1. Introduction

Photographs capture frozen moments in time corresponding to ephemeral and invaluable experiences in our lives, but can sometimes fail to do these memories justice. In many cases, no single shot may have captured the perfect angle, framing, timing, and composition, and unfortunately, just as the experiences themselves cannot be revisited, these

elements of the captured images are similarly unalterable. We show one such example in Fig. 2: imagine having taken a nearly perfect photo of your daughter dancing on stage, but her unique and intricate crown is only barely cut out of the frame. Of course, there are many other pictures from the performance that showcase her crown, but they all fail to capture that precise special moment: her pose mid-dance, her facial expression, and the perfect lighting. Given your memories of this event and this collection of imperfect photos, you can certainly imagine the missing parts of this perfect shot, but actually creating a complete version of this image, e.g., to share with family and friends, is a much harder task.

In this paper, we focus on this problem, which we call *Authentic Image Completion*. Given a few reference images (up to five) and one target image that captures roughly the same scene (but in a different arrangement or appearance), we aim to fill missing regions of the target image with high-quality image content that is faithful to the originally captured scene. Note that for the sake of practical benefit, we focus particularly on the more challenging, unconstrained setting in which the target and reference images may have very different viewpoints, environmental conditions, camera apertures, image styles, or even moving objects.

Approaches to solve variants of this problem have been proposed using classical geometry-based pipelines [33, 49, 51] that rely on correspondence matching, depth estimation, and 3D transformations, followed by patch fusion and image harmonization. These methods tend to encounter catastrophic failure when the scene’s structure cannot be accurately estimated, e.g., when the scene geometry is too complex or contains dynamic objects. On the other hand, recent generative models [6, 7, 45], and in particular diffusion models [14, 27, 35], have demonstrated strong performance on the tasks of image inpainting and outpainting [1, 26, 40]. These methods, however, struggle to recover the genuine scene structure and fine details, since they are only guided by text prompts, and therefore lack a mechanism for utilizing reference image content.

To this end, we present a simple yet effective reference-driven image completion framework called *RealFill*. For a given scene, we first create a personalized generative model by fine-tuning a pre-trained inpainting diffusion model [1] on the reference and target images. This fine-tuning process is designed such that the adapted model not only maintains a good image prior, but also learns the contents, lighting, and style of the scene in the input images. We then use this fine-tuned model to fill the missing regions in the target image through a standard diffusion sampling process. Given the stochastic nature of generative inference, we also propose *Correspondence-Based Seed Selection*, to automatically select a small set of high-quality generations by exploiting a special property of our completion task: the fact

that there should exist true correspondence between our generated content and our reference images. Specifically, we filter out samples that have too few keypoint correspondences with our reference images, a filtering process that greatly limits the need for human intervention in selecting high-quality model outputs.

As shown in Fig 1, 3, and 4, *RealFill* is able to very effectively inpaint or outpaint a target image with its *genuine* scene content. Most importantly, our method is able to handle large differences between reference and target images, e.g., viewpoint, lighting, aperture, style or dynamic deformations — differences which are very difficult for previous geometry-based approaches. Existing benchmarks for image completion [51] mainly focus on small inpainting tasks and minimal changes between reference and target images. In order to quantitatively evaluate the aforementioned challenging use-case, we collect a dataset containing 10 inpainting and 23 outpainting examples along with corresponding ground-truth, and show that *RealFill* outperforms baselines by a large margin across multiple image similarity metrics.

In summary, in our work, we propose the following contributions:

- We define a new problem, named *Authentic Image Completion*, where, given a set of reference images and a target image with missing regions, we seek to complete those missing regions with content faithful to the scene observed in the reference images. In essence, the goal is to complete the target image with what “should have been there” rather than what “could have been there”, as is often the case in typical generative inpainting.
- We introduce *RealFill*, a method that aims to solve this problem by finetuning a diffusion-based text-to-image inpainting model on reference and target images. This model is sampled with *Correspondence-Based Seed Selection* to filter outputs with low fidelity to the reference images. *RealFill* is the first method that expands the expressive power of generative inpainting models by conditioning the process on more than text (i.e., by adding reference images).
- We propose *RealBench*, a dataset for quantitative and qualitative evaluation of authentic image completion, composed of 33 scenes spanning both inpainting and outpainting tasks.

2. Related Work

Adapting Pre-trained Diffusion Models. Diffusion models [10, 14, 35] have demonstrated superior performance in text-to-image (T2I) generation [26, 27, 31]. Recent works take advantage of this useful pre-trained image prior by fine-tuning these models, either for added controllability,

personalization, or for specialized tasks. Personalization methods [8, 12, 28, 29] propose to fine-tune the T2I model on a few choice images in order to achieve subject-driven generation, allowing for arbitrary text-driven generation of a given object or style. Other techniques instead fine-tune a T2I model to add new conditioning signals, either for image editing [4, 17, 40] or more controllable image generation [23, 34, 46]. This same approach has been shown to be useful for specialized tasks [19, 25, 42, 48] such as adding camera viewpoint conditioning, e.g., to aid in text-to-3D generation or converting a T2I model into a generative video model. Our method shows that a pre-trained T2I inpainting diffusion model can be adapted to perform reference-driven image completion.

Image Completion. An enduring challenge in computer vision, image completion aims to fill missing parts of an image with plausible content. This task is interchangeably referred to as inpainting or outpainting depending on the characteristics of the missing region. Traditional approaches to this problem [2, 3, 9, 13] rely on handcrafted heuristics while more recent deep learning based methods [16, 18, 37, 41] instead directly train end-to-end neural networks that take original image and mask as inputs and generate the completed image. Given the challenging nature of this problem [50], many works [6, 7, 20, 44] propose to leverage the image prior from a pre-trained generative model for this task. Built upon powerful T2I diffusion models, recent diffusion-based solutions [1, 26] demonstrate strong text-driven image completion capabilities. However, due to their sole dependence on a text prompt (which has limited descriptive power), generated image content can often be hard to control, resulting in tedious prompt tuning, especially when a particular or otherwise true scene content is desired. This is one of the main issues we aim to tackle in our work.

Reference Based Image Inpainting. Existing work for reference-based inpainting [49, 51] or outpainting [33] usually make use of carefully tuned pipelines containing many individual components like depth and pose estimation, image warping, and harmonization. Each of these modules usually tackles a moderately challenging problem itself and the resulting prediction error can, and often does, propagate and accumulate through the pipeline. This can lead to catastrophic failure especially in challenging cases with complex scene geometry, changes in appearance, or scene deformation. Paint-by-Example [43] propose to fine-tune a latent diffusion model [27] such that the generation is conditioned on both a reference and target image. However, the image conditioning is based on a CLIP embedding [24] of a single reference image, and is therefore only able to capture high-level semantic information of the reference object. In contrast, our method is the first to demonstrate multiple reference image-driven inpainting and outpainting that is both

visually compelling and faithful to the original scene, even in cases where there are large appearance changes between reference and target images.

3. Method

3.1. Reference-Driven Image Completion

Given a set of casually captured reference images (up to five), our goal is to complete (i.e., either outpaint or inpaint) a target image of roughly the same scene. The output image is expected to not only be plausible and photorealistic, but to also be faithful to the reference images — recovering content and scene detail that was present in the actual scene. In essence, we want to achieve *authentic image completion*, where we generate what “should have been there” instead of what “could have been there”. We purposefully pose this as a broad and challenging problem with few constraints on the inputs. For example, the images could be taken from very different viewpoints with unknown camera poses. They could also have different lighting conditions or styles, and the scene could potentially be non-static and have significantly varying layout across images.

In this section, we first provide background knowledge on diffusion models and subject-driven generation (Sec. 3.2). Then, we formally define the problem of authentic image completion (Sec. 3.3). Finally, we present Real-Fill, our method to perform reference-driven image completion with a pre-trained diffusion image prior (Sec. 3.4).

3.2. Preliminaries

Diffusion models are generative models that aim to transform a Gaussian distribution into an arbitrary target data distribution. During training, different magnitudes of Gaussian noise are added to a clean data point x_0 to obtain noisy x_t :

$$x_t = \sqrt{\alpha_t}x_0 + (\sqrt{1 - \alpha_t})\epsilon \quad (1)$$

where the noise $\epsilon \sim \mathcal{N}(0, \mathbf{I})$, and $\{\alpha_t\}_{t=1}^T$ define a fixed noise schedule with larger t corresponding to more noise. Then, a neural network ϵ_θ is trained to predict the noise using the following loss function:

$$\mathcal{L} = \mathbb{E}_{x,t,\epsilon} \|\epsilon_\theta(x_t, t, c) - \epsilon\|_2^2 \quad (2)$$

where the generation is conditioned on some signal c , e.g., a language prompt for a text-to-image model, or a masked image for an inpainting model. During inference, starting from $x_T \sim \mathcal{N}(0, \mathbf{I})$, ϵ_θ is used to iteratively remove noise from x_t to get a less noisy x_{t-1} , eventually leading to a sample x_0 from the target data distribution.

DreamBooth [28] enables T2I diffusion models to generate images of a specific subject with semantic modifications. The core idea is to fine-tune the model ϵ_θ on a few images of the subject using the loss in Eq. 2. Instead of

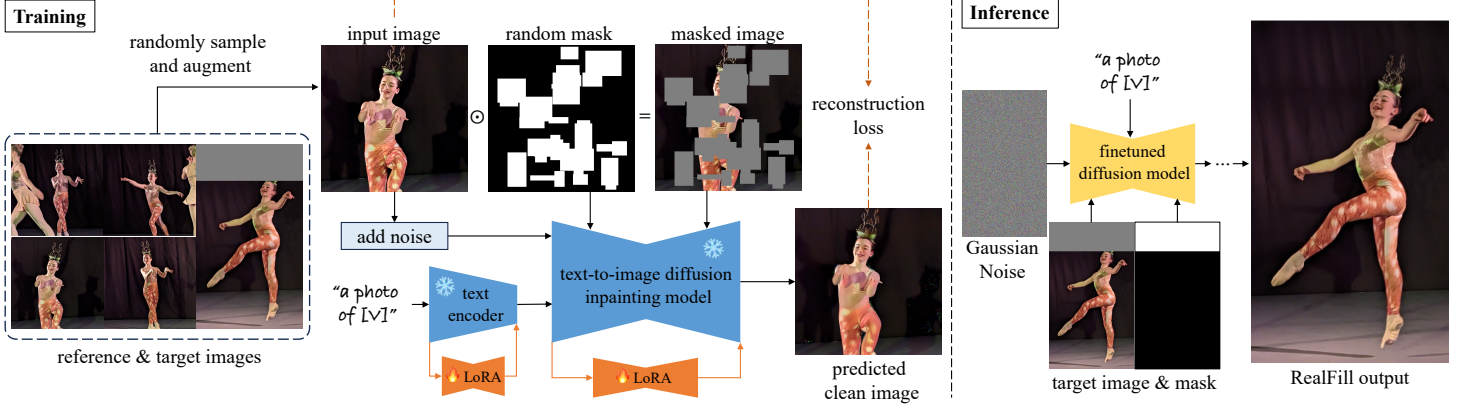


Figure 2. **RealFill - training and inference pipelines.** The input to our method is a target image to be filled and a few reference images of the same scene. We first fine-tune LoRA weights of a pre-trained inpainting diffusion model on the reference and target images (with random patches masked out). Then, we use the adapted model to fill the desired region of the target image, resulting in a faithful and high-quality output, e.g., the dancing girl’s crown is recovered in the target image, despite the girl and crown exhibiting significantly different poses and articulations when compared to any of the reference images.

fine-tuning all of the weights of the network, it is possible to combine DreamBooth with Low Rank Adaptations (LoRA) [15, 30], for a more memory-efficient alternative, by injecting learnable residual modules ΔW to each network weight matrix W . ΔW is a composition of low-rank matrices, i.e., $W + \Delta W = W + AB$ where $W \in \mathbb{R}^{n \times n}$, $A \in \mathbb{R}^{n \times r}$, $B \in \mathbb{R}^{r \times n}$, $r \ll n$, and only the added ΔW is being updated during training while model’s original parameters W stay frozen.

3.3. Problem Setup

Formally speaking, the model is given n ($n \leq 5$) reference images $\mathcal{X}_{ref} := \{I_{ref}^k\}_{k=1}^n$, a target image $I_{tgt} \in \mathbb{R}^{H \times W \times 3}$ and its associated binary mask $M_{tgt} \in \{0, 1\}^{H \times W}$, in which 1 denotes the region to fill and 0 denotes the existing area in I_{tgt} . The model is expected to generate a harmonized image $I_{out} \in \mathbb{R}^{H \times W \times 3}$ whose pixels are to remain as similar as possible to I_{tgt} where the mask equals 0, while staying faithful to the corresponding contents in \mathcal{X}_{ref} where the mask equals 1. We assume there is sufficient overlap between the contents of \mathcal{X}_{ref} and I_{tgt} such that a human is able to imagine a plausible I_{out} .

3.4. RealFill

This task is challenging for both geometry-based [49, 51] and reconstruction-based approaches [22] because there are barely any geometric constraints between \mathcal{X}_{ref} and I_{tgt} , there are only a few images available as inputs, and the reference images may have different styles, lighting conditions, and subject poses from the target. One alternative is to use a controllable inpainting or outpainting methods, however, these methods are either prompt-based [27] or single-image object-driven [43], which makes them hard to use for recovering complex scene-level structure and details.

To this end, we propose to first fine-tune a pre-trained generative model by injecting knowledge of the scene (from a set of reference images), such that the model is aware of the contents of the scene when generating I_{out} , conditioned on I_{tgt} and M_{tgt} .

Training. Starting from a state-of-the-art T2I diffusion inpainting model [27], we inject LoRA weights and fine-tune it on both \mathcal{X}_{ref} and I_{tgt} with randomly generated binary masks $m \in \{0, 1\}^{H \times W}$. The loss function is

$$\mathcal{L} = \mathbb{E}_{x,t,\epsilon,m} \|\epsilon_{\theta}(x_t, t, p, m, (1-m) \odot x) - \epsilon\|_2^2 \quad (3)$$

where $x \in \mathcal{X}_{ref} \cup \{I_{tgt}\}$, p is a fixed language prompt, \odot denotes the element-wise product and therefore $(1-m) \odot x$ is the masked clean image. For I_{tgt} , the loss is only calculated on the existing region, i.e., where M_{tgt} ’s entry equals 0. Specifically, we use the open-sourced Stable Diffusion v2 inpainting model [1] and inject LoRA layers into its text encoder and U-Net for fine-tuning. Following [28], we fix p to be a sentence containing a rare token, i.e., “a photo of [V]”. For each training example, similar to [37], we generate multiple random rectangles and take either their union or the complement of the union to get the final random mask m . Our fine-tuning pipeline is illustrated in Fig. 2.

Inference. After training, we use the DDPM [14] sampler to generate an image I_{gen} , conditioning the model on p , I_{tgt} and M_{tgt} . However, similar to the observation in [52], we notice that the existing region in I_{tgt} is distorted in I_{gen} . To resolve this, we first blur the mask M_{tgt} , then use it to alpha composite I_{gen} and I_{tgt} , leading to the final I_{out} with full recovery on the existing area and a smooth transition at the boundary of the generated region.

Correspondence-Based Seed Selection. The diffusion inference process is stochastic, i.e., the same input conditioning images may produce any number of generated im-

ages depending on the input seed to the sampling process. This stochasticity often results in variance in the quality of generated results, often requiring human intervention to select high-quality samples. While there exists work in identifying good samples from a collection of generated outputs [32], this remains an open problem. Nevertheless, our proposed problem of authentic image completion is a special case of this more general problem statement. In particular, the reference images provide a grounding signal for the true content of the scene, and can be used to help identify high-quality outputs. Specifically, we find that the number of image feature correspondences between I_{out} and \mathcal{X}_{ref} can be used as a metric to roughly quantify whether the result is faithful to the reference images. We propose *Correspondence-Based Seed Selection*, a process that consists of generating a batch of outputs, i.e., $\{I_{out}\}$, extracting a set of correspondences (using LoFTR [36], for example) between \mathcal{X}_{ref} and the filled region of each I_{out} , (i.e., where M_{tgt} 's entry equals 1), and finally ranking the generated results $\{I_{out}\}$ by the number of matched keypoints. This allows us to automatically filter generations to a small set of high-quality results. Compared to traditional seed selection approaches in other domains, our proposed method greatly alleviates the need for human intervention in selecting best samples.

4. Experiments

4.1. Qualitative Results

In Fig. 3 and 4, we show that RealFill is able to convincingly outpaint and inpaint image content that is faithful to the reference images. Notably, it is able to handle dramatic differences in camera pose, lighting, defocus blur, image style and even subject pose. This is because RealFill has both a good image prior (from the pre-trained diffusion model) and knowledge of the scene (from fine-tuning on the input images). Thus, it is able to inherit knowledge about the contents of the scene, but generate content that fits seamlessly into the target image.

4.2. Comparisons

Evaluation Dataset. Existing benchmarks for reference-driven image completion [51] primarily focus on inpainting small regions, and assume at most very minor changes between the reference and target images. To better evaluate our target use-case, we create our own dataset, *RealBench*. RealBench consists of 33 scenes (23 outpainting and 10 inpainting), where each scene has a set of reference images \mathcal{X}_{ref} , a target image I_{tgt} to fill, a binary mask M_{tgt} indicating the missing region and the ground-truth result I_{gt} . The number of reference images in each scene varies from 1 to 5. The dataset contains diverse, challenging scenarios with significant variations

between the reference and target images, such as changes in viewpoint, defocus blur, lighting, style and subject pose.

Evaluation Metrics. We use multiple metrics to evaluate the quality and fidelity of our model outputs. We compare the generated images with the ground-truth target image at multiple levels of image similarity, including PSNR, SSIM, and LPIPS [47] for low-level, DreamSim [11] for mid-level, and DINO [5] and CLIP [24] for high-level.

For low-level metrics, we only calculate a loss on the filled-in region, i.e., where M_{tgt} is 1. For high-level image similarity, we use the cosine distance between the full image embeddings from CLIP and DINO. For mid-level similarity, we use the full image embedding using DreamSim [11] which is designed to emphasize differences in image layouts, object poses, and semantic contents.

Baseline Approaches. We compare to two baselines: the exemplar-based image inpainting method Paint-by-Example [43] and the popular prompt-based image filling approach Stable Diffusion Inpainting [1]. Since Paint-by-Example only uses one reference image during generation, we randomly pick a reference image for each run of this baseline. Choosing an appropriate prompt for Stable Diffusion Inpainting is a necessary component of getting a high quality result. So, for a fair comparison, instead of using a generic prompt like “a beautiful photo”, we manually write a long prompt that describes the scene in detail. For example, the prompt for the first row of Fig. 5 is “two men sitting together with a child in the middle, the man on the left is playing guitar, the man on right is wearing a birthday hat with some stickers on it. There is a blue decorator hanging on the wall”.

Implementation Details of RealFill. For each scene, we fine-tune the inpainting diffusion model for 2,000 iterations with a batch size of 16 on a single NVIDIA A100 GPU with LoRA rank 8. With a probability of 0.1, we randomly dropout prompt p , mask m and LoRA layers independently during training. The learning rate is set to $2e-4$ for the U-Net and $4e-5$ for the text encoder. Note that these hyperparameters could be further tuned for each scene to get better performance, e.g., some scenes converge more quickly may overfit if trained for too long. However, for the sake of fair comparison, we use a constant set of hyper-parameters for all results shown in the paper.

Quantitative Comparison. We quantitatively compare our method with the baseline methods. For each method, we report average metrics across all target images $\{I_{out}\}$, where each image’s metric is itself computed from an average of 64 stochastically generated samples. In Tab. 1, we report these aggregate metrics and find that RealFill outperforms all baselines by a large margin across all levels of similarity.

Qualitative Comparison. In Fig. 5, we present a visual comparison between RealFill and the baselines. We




Figure 3. **Reference-based outpainting with RealFill.** Given the reference images on the left, RealFill is able to outpaint the corresponding target images on the right. The region inside the white box is provided to the network as known pixels, and the regions outside the white box are all generated. Results show that RealFill produces high-quality images that are faithful to the references, even when there are dramatic differences between references and targets including changes in viewpoint, aperture, lighting, image style, and object motion.




Figure 4. **Reference-based inpainting with RealFill.** Given the reference images on the left, RealFill is not only able to remove undesired objects in the target image and reveal the occluded contents faithfully (left column), but it is also able to insert objects into the scene despite significant viewpoint changes between reference and target images (right column). In the bottom left example, the aperture between reference and target images is also different, and RealFill not only recovers the buildings behind the mug, but also maintains the appropriate amount of blur seen in the target image.

Method		low-level			mid-level		high-level	
		PSNR \uparrow	SSIM \uparrow	LPIPS \downarrow	DreamSim \downarrow	DINO \uparrow	CLIP \uparrow	
prompt-based	Stable Diffusion Inpaint [1]	10.63	0.282	0.605	0.213	0.831	0.874	
reference-based	Paint-by-Example [43]	10.13	0.244	0.642	0.237	0.797	0.859	
	RealFill (ours)	14.78	0.424	0.431	0.077	0.948	0.962	

Table 1. On RealBench, our evaluation dataset of 33 diverse challenging scenes, including 23 outpainting and 10 inpainting tasks, RealFill outperforms both prompt-based and reference-based baselines by a large margin for all types of image similarity metrics.

also show the ground-truth and input images for each example. In order to better highlight the regions which are being generated, we overlay a semi-transparent white mask on the ground truth and output images, covering the known regions of the target image. RealFill not only generates high-quality images, but also more faithfully reproduces the scene than the baseline methods. Paint-by-Example relies on the CLIP embedding of the reference images as the condition. This poses a challenge when dealing with complex scenes or attempting to restore object details, since CLIP embeddings only capture high-level semantic information. The generated results from Stable Diffusion Inpainting are plausible on their own. However, because natural language is limited in conveying complex visual information, they often exhibit substantial deviations from the original scenes depicted in the reference images.

Correspondence-Based Seed Selection. We evaluate the effect of our proposed correspondence-based seed selection described in Sec. 3.4. To measure the correlation between our seed selection mechanism and high-quality results, we rank RealFill’s outputs $\{I_{out}\}$ according to the number of matched keypoints, and then filter out a certain percent of the lowest-ranked samples. We then aver-

Filtering Rate	PSNR \uparrow	SSIM \uparrow	LPIPS \downarrow	DreamSim \downarrow	DINO \uparrow	CLIP \uparrow
0%	14.78	0.424	0.431	0.077	0.948	0.962
25%	15.01	0.427	0.421	0.066	0.955	0.967
50%	15.05	0.427	0.418	0.063	0.958	0.969
75%	15.10	0.427	0.417	0.060	0.961	0.970

Table 2. Correspondence-Based Seed Selection results in higher quality, as shown by the fact that filtering out samples with fewer matches results in higher aggregate quantitative scores.

age the evaluation metrics only across the remaining samples. We find that higher filtering rates like 75% greatly improve the quantitative metrics, when compared to unfiltered results (Tab. 2). In Fig 6, we show multiple RealFill outputs with the corresponding number of matched keypoints. These demonstrate a clear trend, where fewer matches usually indicate lower-quality results.

5. Discussion

5.1. Would other baselines work?

Image Stitching. One straight-forward approach is to utilize the correspondence between reference and target im-



Figure 5. A comparison of RealFill and baseline methods. Transparent white masks are overlaid on the unaltered known regions of the target images. Paint-by-Example loses fidelity with the reference images because it relies on CLIP embeddings, which only capture high-level semantic information. While Stable Diffusion Inpainting produces plausible results, they are inconsistent with the reference images because prompts have limited expressiveness. In contrast, RealFill generates high-quality results that have high fidelity with respect to the reference images.

ages and stitch them together. However, we find that this does not yield acceptable results most of the time, even using commercial image stitching software, particularly when there are dramatic viewpoint changes, lighting changes, or moving objects. Taking the two scenes in Fig. 7 as example, multiple commercial software solutions produce no output, asserting that the reference and target images do not have sufficient correspondences. On the contrary, RealFill recovers these scenes both faithfully and realistically.

Vanilla DreamBooth. Instead of adapting an inpainting model, another alternative is to fine-tune a standard Stable Diffusion model on the reference images, i.e., vanilla DreamBooth, then use the fine-tuned T2I model to inpaint the target image [20], as implemented in the popular Diffusers library [39]¹. However, because this model is never trained with a masked prediction objective, it performs much worse compared to RealFill, as shown in Fig. 8.

¹Diffusers' Stable Diffusion inpainting pipeline [code](#).




Figure 6. Given the reference images on the left, we show multiple RealFill outputs on the right along with the number of matched key points noted below each image. We can see that fewer matches correlate with lower-quality outputs that are more divergent from the ground-truth.





Figure 7. Commercial image stitching software fails to produce any outputs when there are dramatic differences between reference and target images, as in the examples shown above with large lighting changes. In contrast, RealFill produces faithful and high-quality results, i.e., the rooftop tank and the balloon are both recovered even when the target images are captured at vastly different times of day.

5.2. What makes RealFill work?

In order to explore why our proposed method leads to strong results, especially on complex scenes, we make the following two hypotheses:

RealFill relates multiple elements in a scene. If we make the conditioning image a blank canvas during inference, i.e., all entries of M_{tgt} equal 1, we can see in Fig. 9 that the fine-tuned model is able to generate multiple scene



Vanilla DreamBooth Outputs

Figure 8. Vanilla Dreambooth, i.e., fine-tuning a standard Stable Diffusion model on the reference images and using it to fill missing regions, leads to drastically worse results compared to RealFill. We show different samples using varying levels of the strength hyper-parameter.

variants with different structures, e.g., removing the foreground or background object, or manipulating the object layouts. This suggest that RealFill is able to relate the elements inside the scene in a compositional way.

RealFill captures correspondences among input images. Even if the reference and target images do not depict the same scene, the fine-tuned model is still able to fuse the corresponding contents of the reference images into the



Figure 9. RealFill is able to generate multiple scene variants when conditioned on a blank image as input, e.g., people are added or removed in the first and second rows. This suggests that the fine-tuned model can relate the elements inside the scene in a compositional manner.




Figure 10. When the reference and target images do not depict the same scene, the fine-tuned model is still able to fuse the reference contents into the target image in a semantically-reasonable way, suggesting that it captures both real or invented correspondences between input images.

target area seamlessly, as shown in Fig. 10. This suggests that RealFill is able to capture and utilize real or invented correspondences between reference and target images to do generation. Previous works [21, 38] also found similar emergent correspondence inside pre-trained Stable Diffusion models.



Figure 11. (Top) RealFill fails to recover the precise 3D scene structure, e.g., the output husky plush has different pose compared to the reference; (Bottom) RealFill fails to handle cases that are also challenging for the base T2I model, e.g., text.

5.3. Limitations

Because RealFill needs to go through a gradient-based fine-tuning process on input images, it is relatively slow and far from real time. Empirically, we also find that, when the viewpoint change between reference and target images is dramatic, RealFill fails to recover the 3D scene faithfully, especially when there’s only a single reference image. For example, as seen in the top row of Fig. 11, the reference image is captured from a side view while the target is from a center view. Although the RealFill output looks plausible at first glance, the pose of the husky is different from the reference, e.g., the left paw should be on the gap between the cushions. Lastly, because RealFill mainly relies on the image prior inherited from the base pre-trained model, it also fails to handle cases where that are challenging for the base model. For instance, Stable Diffusion is known to be less effective when it comes to generating fine image details, such as text, human faces, or body parts. As shown in the bottom row of Fig. 11 where the store sign is wrongly spelled, this is also true for RealFill.

6. Societal Impact

This research aims to create a tool that can help users express their creativity and improve the quality of their personal photographs through image generation. However, advanced image generation methods can have complex impacts on society. Our proposed method inherits some of the concerns that are associated with this class of technology, such as the potential to alter sensitive personal characteristics. The open source pre-trained model that we use in our work, Stable Diffusion, exhibits some of these concerns. However, we have not found any evidence that our method is more likely to produce biased or harmful content

than previous work. Despite these findings, it is important to continue investigating the potential risks of image generation technology. Future research should focus on developing methods to mitigate bias and harmful content, and to ensure that image generation tools are used in a responsible manner.

7. Conclusion

In this work, we introduce the problem of *Authentic Image Completion*, where given a few reference images, we intend to complete some missing regions of a target image with the content that “should have been there” — rather than “what *could* have been there”. To tackle this problem, we proposed a simple yet effective approach called RealFill, which first fine-tunes a T2I inpainting diffusion model on the reference and target images, and then uses the adapted model to fill the missing regions. We show that RealFill produces high-quality image completions that are faithful to the content in the reference images, even when there are large differences between reference and target images such as viewpoint, aperture, lighting, image style and object position, pose and articulation.

Acknowledgements. We would like to thank Rundi Wu, Qianqian Wang, Viraj Shah, Ethan Weber, Zhengqi Li, Kyle Genova, Boyang Deng, Maya Goldenberg, Noah Snaveley, Ben Poole, Ben Mildenhall, Alex Rav-Acha, Pratul Srinivasan, Dor Verbin and Jon Barron for their valuable discussion and feedbacks, and thank Zeya Peng, Rundi Wu, Shan Nan for their contribution to the evaluation dataset. A special thanks to Jason Baldridge, Kihyuk Sohn, Kathy Meier-Hellstern, and Nicole Brichtova for their feedback and support for the project.

References

- [1] Stability AI. Stable-diffusion-2-inpainting. <https://huggingface.co/stabilityai/stable-diffusion-2-inpainting>. 2, 3, 4, 5, 7
- [2] Connelly Barnes, Eli Shechtman, Adam Finkelstein, and Dan B Goldman. Patchmatch: A randomized correspondence algorithm for structural image editing. *ACM Trans. Graph.*, 28(3):24, 2009. 3
- [3] Marcelo Bertalmio, Guillermo Sapiro, Vincent Caselles, and Coloma Ballester. Image inpainting. In *Proceedings of the 27th annual conference on Computer graphics and interactive techniques*, pages 417–424, 2000. 3
- [4] Tim Brooks, Aleksander Holynski, and Alexei A Efros. Instructpix2pix: Learning to follow image editing instructions. In *Proceedings of the IEEE/CVF Conference on Computer Vision and Pattern Recognition*, pages 18392–18402, 2023. 3
- [5] Mathilde Caron, Hugo Touvron, Ishan Misra, Hervé Jégou, Julien Mairal, Piotr Bojanowski, and Armand Joulin. Emerging properties in self-supervised vision transformers. In *Proceedings of the IEEE/CVF international conference on computer vision*, pages 9650–9660, 2021. 5
- [6] Huiwen Chang, Han Zhang, Jarred Barber, AJ Maschinot, Jose Lezama, Lu Jiang, Ming-Hsuan Yang, Kevin Murphy, William T Freeman, Michael Rubinstein, et al. Muse: Text-to-image generation via masked generative transformers. *arXiv preprint arXiv:2301.00704*, 2023. 2, 3
- [7] Huiwen Chang, Han Zhang, Lu Jiang, Ce Liu, and William T Freeman. Maskgit: Masked generative image transformer. In *Proceedings of the IEEE/CVF Conference on Computer Vision and Pattern Recognition*, pages 11315–11325, 2022. 2, 3
- [8] Wenhui Chen, Hexiang Hu, Yandong Li, Nataniel Ruiz, Xuhui Jia, Ming-Wei Chang, and William W Cohen. Subject-driven text-to-image generation via apprenticeship learning. *arXiv preprint arXiv:2304.00186*, 2023. 3
- [9] Antonio Criminisi, Patrick Perez, and Kentaro Toyama. Object removal by exemplar-based inpainting. In *2003 IEEE Computer Society Conference on Computer Vision and Pattern Recognition, 2003. Proceedings.*, volume 2, pages II–II. IEEE, 2003. 3
- [10] Prafulla Dhariwal and Alexander Nichol. Diffusion models beat gans on image synthesis. *Advances in neural information processing systems*, 34:8780–8794, 2021. 2
- [11] Stephanie Fu, Netanel Tamir, Shobhita Sundaram, Lucy Chai, Richard Zhang, Tali Dekel, and Phillip Isola. Dreamsim: Learning new dimensions of human visual similarity using synthetic data. *arXiv preprint arXiv:2306.09344*, 2023. 5
- [12] Rinon Gal, Yuval Alaluf, Yuval Atzmon, Or Patashnik, Amit H Bermano, Gal Chechik, and Daniel Cohen-Or. An image is worth one word: Personalizing text-to-image generation using textual inversion. *arXiv preprint arXiv:2208.01618*, 2022. 3
- [13] James Hays and Alexei A Efros. Scene completion using millions of photographs. *ACM Transactions on Graphics (ToG)*, 26(3):4-es, 2007. 3
- [14] Jonathan Ho, Ajay Jain, and Pieter Abbeel. Denoising diffusion probabilistic models. *Advances in neural information processing systems*, 33:6840–6851, 2020. 2, 4
- [15] Edward J Hu, Yelong Shen, Phillip Wallis, Zeyuan Allen-Zhu, Yanzhi Li, Shean Wang, Lu Wang, and Weizhu Chen. LoRA: Low-rank adaptation of large language models. In *International Conference on Learning Representations*, 2022. 4
- [16] Satoshi Iizuka, Edgar Simo-Serra, and Hiroshi Ishikawa. Globally and locally consistent image completion. *ACM Transactions on Graphics (ToG)*, 36(4):1–14, 2017. 3
- [17] Bahjat Kawar, Shiran Zada, Oran Lang, Omer Tov, Huiwen Chang, Tali Dekel, Inbar Mosseri, and Michal Irani. Imagic: Text-based real image editing with diffusion models. In *Proceedings of the IEEE/CVF Conference on Computer Vision and Pattern Recognition*, pages 6007–6017, 2023. 3
- [18] Guilin Liu, Fitsum A Reda, Kevin J Shih, Ting-Chun Wang, Andrew Tao, and Bryan Catanzaro. Image inpainting for irregular holes using partial convolutions. In *Proceedings of the European conference on computer vision (ECCV)*, pages 85–100, 2018. 3

- [19] Ruoshi Liu, Rundi Wu, Basile Van Hoorick, Pavel Tokmakov, Sergey Zakharov, and Carl Vondrick. Zero-1-to-3: Zero-shot one image to 3d object, 2023. 3
- [20] Andreas Lugmayr, Martin Danelljan, Andres Romero, Fisher Yu, Radu Timofte, and Luc Van Gool. Repaint: Inpainting using denoising diffusion probabilistic models. In *Proceedings of the IEEE/CVF Conference on Computer Vision and Pattern Recognition*, pages 11461–11471, 2022. 3, 8
- [21] Grace Luo, Lisa Dunlap, Dong Huk Park, Aleksander Holynski, and Trevor Darrell. Diffusion hyperfeatures: Searching through time and space for semantic correspondence. *arXiv preprint arXiv:2305.14334*, 2023. 10
- [22] Ben Mildenhall, Pratul P. Srinivasan, Matthew Tancik, Jonathan T. Barron, Ravi Ramamoorthi, and Ren Ng. Nerf: Representing scenes as neural radiance fields for view synthesis. In *ECCV*, 2020. 4
- [23] Chong Mou, Xintao Wang, Liangbin Xie, Yanze Wu, Jian Zhang, Zhongang Qi, Ying Shan, and Xiaohu Qie. T2i-adapter: Learning adapters to dig out more controllable ability for text-to-image diffusion models. *arXiv preprint arXiv:2302.08453*, 2023. 3
- [24] Alec Radford, Jong Wook Kim, Chris Hallacy, Aditya Ramesh, Gabriel Goh, Sandhini Agarwal, Girish Sastry, Amanda Askell, Pamela Mishkin, Jack Clark, et al. Learning transferable visual models from natural language supervision. In *International conference on machine learning*, pages 8748–8763. PMLR, 2021. 3, 5
- [25] Amit Raj, Srinivas Kaza, Ben Poole, Michael Niemeyer, Nataniel Ruiz, Ben Mildenhall, Shiran Zada, Kfir Aberman, Michael Rubinstein, Jonathan Barron, Yuanzhen Li, and Varun Jampani. Dreambooth3d: Subject-driven text-to-3d generation. *arXiv preprint arXiv:2303.13508*, 2023. 3
- [26] Aditya Ramesh, Prafulla Dhariwal, Alex Nichol, Casey Chu, and Mark Chen. Hierarchical text-conditional image generation with clip latents. *arXiv preprint arXiv:2204.06125*, 2022. 2, 3
- [27] Robin Rombach, Andreas Blattmann, Dominik Lorenz, Patrick Esser, and Björn Ommer. High-resolution image synthesis with latent diffusion models. In *Proceedings of the IEEE/CVF conference on computer vision and pattern recognition*, pages 10684–10695, 2022. 2, 3, 4
- [28] Nataniel Ruiz, Yuanzhen Li, Varun Jampani, Yael Pritch, Michael Rubinstein, and Kfir Aberman. Dreambooth: Fine tuning text-to-image diffusion models for subject-driven generation. In *Proceedings of the IEEE/CVF Conference on Computer Vision and Pattern Recognition*, pages 22500–22510, 2023. 3, 4
- [29] Nataniel Ruiz, Yuanzhen Li, Varun Jampani, Wei Wei, Tingbo Hou, Yael Pritch, Neal Wadhwa, Michael Rubinstein, and Kfir Aberman. Hyperdreambooth: Hypernetworks for fast personalization of text-to-image models. *arXiv preprint arXiv:2307.06949*, 2023. 3
- [30] Simo Ryu. Low-rank adaptation for fast text-to-image diffusion fine-tuning. <https://github.com/cloneofsimon/lora>. 4
- [31] Chitwan Saharia, William Chan, Saurabh Saxena, Lala Li, Jay Whang, Emily L Denton, Kamyar Ghasemipour, Raphael Gontijo Lopes, Burcu Karagol Ayan, Tim Salimans, et al. Photorealistic text-to-image diffusion models with deep language understanding. *Advances in Neural Information Processing Systems*, 35:36479–36494, 2022. 2
- [32] Dvir Samuel, Rami Ben-Ari, Simon Raviv, Nir Darshan, and Gal Chechik. It is all about where you start: Text-to-image generation with seed selection. *arXiv preprint arXiv:2304.14530*, 2023. 5
- [33] Qi Shan, Brian Curless, Yasutaka Furukawa, Carlos Hernandez, and Steven M Seitz. Photo uncrop. In *Computer Vision—ECCV 2014: 13th European Conference, Zurich, Switzerland, September 6–12, 2014, Proceedings, Part VI 13*, pages 16–31. Springer, 2014. 2, 3
- [34] Kihyuk Sohn, Nataniel Ruiz, Kimin Lee, Daniel Castro Chin, Irina Blok, Huiwen Chang, Jarred Barber, Lu Jiang, Glenn Entis, Yuanzhen Li, et al. Styledrop: Text-to-image generation in any style. *arXiv preprint arXiv:2306.00983*, 2023. 3
- [35] Yang Song, Jascha Sohl-Dickstein, Diederik P Kingma, Abhishek Kumar, Stefano Ermon, and Ben Poole. Score-based generative modeling through stochastic differential equations. In *International Conference on Learning Representations*, 2021. 2
- [36] Jiaming Sun, Zehong Shen, Yuang Wang, Hujun Bao, and Xiaowei Zhou. LoFTR: Detector-free local feature matching with transformers. *CVPR*, 2021. 5
- [37] Roman Suvorov, Elizaveta Logacheva, Anton Mashikhin, Anastasia Remizova, Arsenii Ashukha, Aleksei Silvestrov, Naejin Kong, Harshith Goka, Kiwoong Park, and Victor Lempitsky. Resolution-robust large mask inpainting with fourier convolutions. In *Proceedings of the IEEE/CVF winter conference on applications of computer vision*, pages 2149–2159, 2022. 3, 4
- [38] Luming Tang, Menglin Jia, Qianqian Wang, Cheng Perng Phoo, and Bharath Hariharan. Emergent correspondence from image diffusion. *arXiv preprint arXiv:2306.03881*, 2023. 10
- [39] Patrick von Platen, Suraj Patil, Anton Lozhkov, Pedro Cuenca, Nathan Lambert, Kashif Rasul, Mishig Davaadorj, and Thomas Wolf. Diffusers: State-of-the-art diffusion models. <https://github.com/huggingface/diffusers>, 2022. 8
- [40] Su Wang, Chitwan Saharia, Ceslee Montgomery, Jordi Pont-Tuset, Shai Noy, Stefano Pellegrini, Yasumasa Onoe, Sarah Laszlo, David J Fleet, Radu Soricut, et al. Imagen editor and editbench: Advancing and evaluating text-guided image inpainting. In *Proceedings of the IEEE/CVF Conference on Computer Vision and Pattern Recognition*, pages 18359–18369, 2023. 2, 3
- [41] Chenfei Wu, Jian Liang, Xiaowei Hu, Zhe Gan, Jianfeng Wang, Lijuan Wang, Zicheng Liu, Yuejian Fang, and Nan Duan. Nuwa-infinity: Autoregressive over autoregressive generation for infinite visual synthesis. *arXiv preprint arXiv:2207.09814*, 2022. 3
- [42] Jay Zhangjie Wu, Yixiao Ge, Xintao Wang, Stan Weixian Lei, Yuchao Gu, Wynne Hsu, Ying Shan, Xiaohu Qie, and Mike Zheng Shou. Tune-a-video: One-shot tuning of image

- diffusion models for text-to-video generation. *arXiv preprint arXiv:2212.11565*, 2022. 3
- [43] Binxin Yang, Shuyang Gu, Bo Zhang, Ting Zhang, Xuejin Chen, Xiaoyan Sun, Dong Chen, and Fang Wen. Paint by example: Exemplar-based image editing with diffusion models. In *Proceedings of the IEEE/CVF Conference on Computer Vision and Pattern Recognition*, pages 18381–18391, 2023. 3, 4, 5, 7
 - [44] Raymond A Yeh, Chen Chen, Teck Yian Lim, Alexander G Schwing, Mark Hasegawa-Johnson, and Minh N Do. Semantic image inpainting with deep generative models. In *Proceedings of the IEEE conference on computer vision and pattern recognition*, pages 5485–5493, 2017. 3
 - [45] Jiahui Yu, Zhe Lin, Jimei Yang, Xiaohui Shen, Xin Lu, and Thomas S Huang. Generative image inpainting with contextual attention. In *Proceedings of the IEEE conference on computer vision and pattern recognition*, pages 5505–5514, 2018. 2
 - [46] Lvmin Zhang, Anyi Rao, and Maneesh Agrawala. Adding conditional control to text-to-image diffusion models, 2023. 3
 - [47] Richard Zhang, Phillip Isola, Alexei A Efros, Eli Shechtman, and Oliver Wang. The unreasonable effectiveness of deep features as a perceptual metric. In *CVPR*, 2018. 5
 - [48] Wenliang Zhao, Yongming Rao, Zuyan Liu, Benlin Liu, Jie Zhou, and Jiwen Lu. Unleashing text-to-image diffusion models for visual perception. *ICCV*, 2023. 3
 - [49] Yunhan Zhao, Connelly Barnes, Yuqian Zhou, Eli Shechtman, Sohrab Amirghodsi, and Charles Fowlkes. Geofill: Reference-based image inpainting with better geometric understanding. In *Proceedings of the IEEE/CVF Winter Conference on Applications of Computer Vision*, pages 1776–1786, 2023. 2, 3, 4
 - [50] Chuanxia Zheng, Tat-Jen Cham, and Jianfei Cai. Pluralistic image completion. In *Proceedings of the IEEE/CVF Conference on Computer Vision and Pattern Recognition*, pages 1438–1447, 2019. 3
 - [51] Yuqian Zhou, Connelly Barnes, Eli Shechtman, and Sohrab Amirghodsi. Transfill: Reference-guided image inpainting by merging multiple color and spatial transformations. In *Proceedings of the IEEE/CVF Conference on Computer Vision and Pattern Recognition*, pages 2266–2276, 2021. 2, 3, 4, 5
 - [52] Zixin Zhu, Xuelu Feng, Dongdong Chen, Jianmin Bao, Le Wang, Yinpeng Chen, Lu Yuan, and Gang Hua. Designing a better asymmetric vqgan for stablediffusion. *arXiv preprint arXiv:2306.04632*, 2023. 4