

KV Inversion: KV Embeddings Learning for Text-Conditioned Real Image Action Editing*

Jiancheng Huang^{1,2}, Yifan Liu¹, Jin Qin^{1,2}, and Shifeng Chen^{1,2}(✉)

¹ ShenZhen Key Lab of Computer Vision and Pattern Recognition, Shenzhen Institute of Advanced Technology, Chinese Academy of Sciences, Shenzhen, China

{jc.huang, yf.liu2, shifeng.chen}@siat.ac.cn

² University of Chinese Academy of Sciences, Beijing, China

Abstract. Text-conditioned image editing is a recently emerged and highly practical task, and its potential is immeasurable. However, most of the concurrent methods are unable to perform action editing, i.e. they can not produce results that conform to the action semantics of the editing prompt and preserve the content of the original image. To solve the problem of action editing, we propose KV Inversion, a method that can achieve satisfactory reconstruction performance and action editing, which can solve two major problems: 1) the edited result can match the corresponding action, and 2) the edited object can retain the texture and identity of the original real image. In addition, our method does not require training the Stable Diffusion model itself, nor does it require scanning a large-scale dataset to perform time-consuming training.

Keywords: Real image editing · Diffusion model · Text-to-image generation · AIGC.

1 Introduction

Along with the widespread adoption of diffusion model and multi-modal generative model, recent months have witnessed remarkable progress in text-to-image generation, which is mainly used for generation in many real-world scenarios, such as AI painting, commercial design, film making, etc. [25, 31, 32, 34, 47]. For example, Stable Diffusion [34] is able to generate diverse and high quality images according to user-provided text prompts. However, it is not enough just to generate a completely new image, and it will be more exciting to generate the desired image given a editing prompt, which we call text-conditioned image editing. There are many methods that use a pre-trained large-scale text-to-image model to implement text-conditioned image editing [12, 25, 27, 42]. Text-conditioned image editing is a recently emerged and highly practical task, and its potential for successful application in comic book production, video editing, advertising material production is immeasurable.

* J. Huang and Y. Liu—Contributed equally to this work.

This work is supported by Key-Area Research and Development Program of Guangdong Province (2019B010155003), the Joint Lab of CAS-HK, and Shenzhen Science and Technology Innovation Commission (JCYJ20200109114835623, JSGG20220831105002004).



Fig. 1: Comparing with different concurrent image editing methods on the real natural world images, it is obvious that the object in the editing result of our KV Inversion can meet the edit prompt corresponding to the action editing, while retaining the original real image object.

Note that **synthetic image editing** and **real image editing** are two very different tasks. Synthetic image editing means that when an image is synthesised using a source prompt, an editing prompt can be used to create another image that is consistent with it, and the user cannot provide a real image in the process. Real image editing, on the other hand, means that the user can provide a real image and then use the edit prompt to edit that real image. We can divide this emerging field into 5 categories according to the content to be edited: 1) Object replacement, where the object in the original diagram is replaced with another object. 2) New objects creation, where a new object is added to the editing image and the rest remains unchanged. 3) Action editing, the object retains its original texture and identity, but the action becomes the new action given by the edit text. 4) Scene editing, where the object remains unchanged and the scene is turned into a given scene. 5) Style editing, the art style or colour style is changed.

A number of existing text-conditioned image editing methods [12, 27, 42] enable the above types of 1), 2), 4) and 5) to be edited. Most of them are able to perform tasks such as object replacement, new object creation and style transfer while keeping the overall structure and layout unchanged, and achieve satisfactory results. However, these methods are unable to perform type 3) edits as shown in Fig. 1. Some works aim to address this problem, such as Textual Inversion [10], Imagic [17], DreamBooth [36], Custom Diffusion [19], ELITE [43], FastComposer [45] and MasaCtrl [5] are proposed to achieve the type 3) action editing. They can accomplish action editing while retaining the basic properties of the original image. However, Textual Inversion [10], Imagic [17], DreamBooth [36] and Custom Diffusion [19] require finetune of the diffusion model

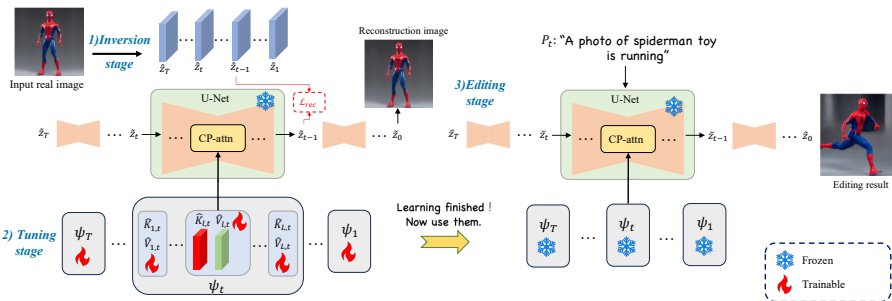


Fig. 2: Pipeline of the proposed KV Inversion, which can be divided into 3 stages, inversion stage, tuning stage and editing stage. Inversion stage is for getting supervision. Tuning stage is for learning KV embedding for content preserving and editing stage is using the learned content for consistency editing results.

itself as well as the text embedding on 5 images of the editing object, so the GPU memory and time cost required is too high. ELITE [43] requires training on a large dataset, which is even more expensive on time and GPU. MasaCtrl does not require training and finetuning, but its reconstruction performance on real images is unsatisfactory, making it difficult to editing.

In our method, we aim to solve the problem of action editing without using multiple images of the same object for finetuning (generally known as **Tuning-free** in this field), without training the diffusion model itself, and without training on a large dataset for a long time (generally known as **Training-free** in this field), and to propose a solution to the mentioned challenges in the above setting. The core problem is how to preserve the content of the original object when the action changes. Our KV Inversion is divided into 3 stages. The fundamental difference with the concurrent works [6, 12, 27] is that KV Inversion directly learns Key and Value at the self-attention layer to preserve the content of the source image by these learnable parameters (KV embeddings), which we call upgrading the original self-attention to Content Preserving self-attention (CP-attn). Then, in the editing stage, we use the edit text prompt to introduce the action information and the learned KV embeddings to preserve the texture and identity of the object. We further control the timesteps of upgrading the CP-attn and the segmentation mask obtained by Segment Anything (SAM) [18], thus achieving a faster and more controllable editing.

Our main contributions are summarized as follows. 1) We propose a training-free text-conditioned image action editing method KV Inversion to solve the action editing problem. 2) We design an upgrade version of self-attention named content preserving self-attention, which can preserve the texture and identity of the original object and then be used to fill the editing image. 3) Comprehensive Experiments show that KV Inversion can achieve satisfactory performance in real image editing.

2 Background

2.1 Text-to-Image Generation and Editing

Text-to-image generation models [31, 34, 38, 40, 48] have experienced an unprecedented surge in popularity. Initially, most early image generation methods relied on GANs [20,

33, 41, 46, 49, 50, 52] and conditioned on text descriptions. These models align text descriptions with synthesized image contents using multi-modal vision-language learning. However, more recently, diffusion models [8, 10, 13, 14, 26, 28, 40] have emerged as a dominant force, delivering exceptional generative power and achieving cutting-edge results in image quality and diversity. Notably, several text-to-image diffusion models, including DALL·E 2 [31], LDM [34], VQ-Diffusion [11], InstructPix2Pix [4] and GLIDE [25], have been developed to further enhance the synthesis process. The rise of diffusion-based models [10, 28] has showcased the potential for manipulating given images without human intervention.

Editing images based on text descriptions is a complex task. Recently, there has been extensive research on text-conditioned editing using GANs [1–3, 15, 16, 21, 24, 28, 44]. The introduction of CLIP [29] has revolutionized image editing by allowing people to guide the editing process with text inputs. Diffusion models [31, 37] exhibit inherent capabilities for image editing due to their strong ability to extract text features using CLIP. An innovative approach called VQGAN-CLIP [7] combines VQGAN [9] and CLIP [30] in an auto-regressive model, enabling the production of high-quality images and precise edits with diverse and controllable outcomes.

Through training, the diffusion model generates subject-specific images aligned with textual descriptions, opening new possibilities for precise image generation.

2.2 Stable Diffusion Model

Diffusion models [13, 26, 39] utilize a forward process that gradually adds Gaussian noise to training data, and then recover the data distribution by a reverse process. The forward process follows the Markov chain that transforms a data sample $\mathbf{x}_0 \sim q(\mathbf{x}_0)$ into a sequence of noisy samples $\mathbf{x}_{1:T} = \mathbf{x}_1, \mathbf{x}_2, \dots, \mathbf{x}_T$ in T steps. The above process can be reversed by $p_\theta(\mathbf{x}_{0:T})$ with learnable parameters θ , where $p_\theta(\mathbf{x}_{0:T})$ is implemented by a neural network. The optimization of it can be converted to training a network $\epsilon_\theta(\mathbf{x}_t, t)$ to predict the Gaussian noise vector added to \mathbf{x}_t [13].

KV Inversion is designed for Stable Diffusion (SD) [34], whose contribution is learning the distribution of latent space data rather than image space. A autoencoder network is adopted in SD for the encoding and decoding and the U-Net [35] is as the noise predict network ϵ_θ for latent noises $\{\hat{\mathbf{z}}_t\}$. The U-Net ϵ_θ consists of many CNN block, self-attention layer and cross-attention layer, where the self-attention and cross-attention layers are responsible for the flow of information from the text prompt and the features themselves, respectively. Query features Q is derived from the image features, while Key and Value features K, V are derived from the text embedding (cross-attention) or the image itself (self-attention). There are several phenomena: 1) The attention map of cross-attention determines the structure of the image (the position of the appearing objects) [6, 12, 42]. 2) K and V of the cross-attention layer change the texture and detail of generated image. 3) K, V and the attention map in self-attention have a dramatic effect on the generated result in terms of content.

3 KV Inversion: Training-Free KV Embeddings Learning

3.1 Task Setting and Reason of Existing Problem

Given a real rather than a synthetic source image I_s and a corresponding text prompt P_s (which can be semantic text or empty), the goal of our task is to synthesize a new

ideal image I_t with a pretrain stable diffusion model that matches the target editing text prompt P_t . This editing result image I_t should meet the following requirements: 1) I_t semantically matches the text prompt of P_t , e.g., it can satisfy that the corresponding object is performing the corresponding action. 2) The object inside I_t should be consistent with I_s in terms of content. For example, given a real image (corresponding to I_s) with a cat standing still, we edit the text prompt P_t to "a running cat", and then generate a new image with the cat running, while the other contents of the image remain basically unchanged.

This task is very difficult, especially when used on real images, and most of the current stable diffusion based image editing methods do not allow for action editing on real images while maintaining good reconstruction performance [12, 42]. A naive baseline method for action editing is to directly use P_t to synthesize a new image \bar{I}_t that matches the semantics of the actions and objects in P_t . However, even using \hat{z}_T as the starting point of the reverse process obtained from DDIM inversion of the original real image I_s , the scene and object generated in \bar{I}_t are often very different from the original real image I_s [12].

The core problem mentioned above is that the scene and object generated in \bar{I}_t are often very different from the original real image I_s . The primary cause of this phenomenon is that during editing, and the Key K and Value V of cross-attention in the U-Net are derived from the target editing text prompt P_t , which brings new content features different from those of the original real image I_s , so that the editing result has changed dramatically in content. Therefore, our core idea is to first implement a better inversion method to preserve the contents in the source image I_s in the feature space. Then, we utilize these preserved content and combine it with the action layout generated by the target prompt P_t , and finally synthesize the desired editing image I_t .

3.2 KV Inversion Overview

To realise the above core idea, we propose KV Inversion, which can be divided into 3 stages, inversion stage, tuning stage and editing stage.

1) Inversion Stage: Getting z_t for Supervision. Specifically, as illustrated in Fig. 2, for obtaining the trace of \hat{z}_t in the reverse process, we first perform DDIM inversion [8, 39] to synthesize a series of latent noises $\{\hat{z}_t\}$ including \hat{z}_T . However, directly using \hat{z}_T as the starting point of the reverse process can't reconstruct the original real image I_s well since the U-Net can't predict the noise accurately enough which resulting in the next stage for better content preserving.

2) Tuning Stage: Learning KV Embeddings for Better Content Preserving. For better reconstruct I_s , we need more parameters to learn the content of I_s . Since we find that the contents (texture and identity) are mainly controlled in the self-attention layer, we choose to learn the K and V embeddings in the self-attention layer. Here we use $\hat{K}_{l,t}$ and $\hat{V}_{l,t}$ to denote the learnable Key and Value embeddings in the l -th self-attention layer during step t of reverse process. Then we define our proposed Content Preserving self-attention (CP-attn) as follows. For instance, given the l -th self-attention layer during step t of reverse process, we have:

$$\bar{K}_{l,t} = \lambda_{l,t}^k K_{l,t} + \gamma_{l,t}^k \hat{K}_{l,t}, \quad \bar{V}_{l,t} = \lambda_{l,t}^v V_{l,t} + \gamma_{l,t}^v \hat{V}_{l,t}, \quad (1)$$

Algorithm 1 The 3 Stages of KV Inversion

Require: the latent of the original real image \mathbf{z}_0 and the source prompt embeddings \mathbf{c}_s . The initialization learnable parameters $\psi = \{\psi_t, t = 1, \dots, T\}$.

1) Inversion stage: Set guidance scale $w = 7.5$ of stable diffusion model, in this stage we utilize DDIM inversion to obtain the trace of noises $\{\hat{\mathbf{z}}_t, t = 1, \dots, T\}$.

2) Tuning stage: Set guidance scale $w = 7.5$ and the begining of reverse process $\tilde{\mathbf{z}}_T = \hat{\mathbf{z}}_T$;

for $t = T, T - 1, \dots, 1$ **do**
 while not converge do
 obtain $\tilde{\mathbf{z}}_{t-1}$ by $\epsilon_\theta(\tilde{\mathbf{z}}_t, t, \mathbf{c}_s, \psi_t)$;
 $\psi_t \leftarrow \psi_t - \eta \nabla_{\psi_t} \mathcal{L}_{rec}$;
 end
 obtain final $\tilde{\mathbf{z}}_{t-1}$ by learned ψ_t as Eq. 4;

end

Return learned parameters ψ

3) Editing stage: Set guidance scale $w = 7.5$ and the begining of reverse process $\bar{\mathbf{z}}_T = \hat{\mathbf{z}}_T$. Given a editing prompt P_t , then get its embedding \mathbf{c}_t and an uncondition embedding \mathbf{c}_u ;

for $t = T, T - 1, \dots, 1$ **do**
 $\epsilon_c = \epsilon_\theta(\bar{\mathbf{z}}_t, t, \mathbf{c}_t, \psi_t)$;
 $\epsilon_u = \epsilon_\theta(\bar{\mathbf{z}}_t, t, \mathbf{c}_u, \psi_t)$;
 $\epsilon_t = \epsilon_u + w(\epsilon_c - \epsilon_u)$;
 $\bar{\mathbf{z}}_{t-1} = \text{Sample}(\bar{\mathbf{z}}_t, \epsilon)$;

end

$I_t = \text{Decode}(\bar{\mathbf{z}}_0)$;

Return Editing result I_t

$$\text{Attention}(Q_{l,t}, \bar{K}_{l,t}, \bar{V}_{l,t}) = \text{Softmax}\left(\frac{Q_{l,t} \bar{K}_{l,t}^T}{\sqrt{d}}\right) \bar{V}_{l,t}, \quad (2)$$

where $(K_{l,t}, V_{l,t})$ and $(\bar{K}_{l,t}, \bar{V}_{l,t})$ denote the original and the new (Key, Value), respectively. Besides, $(\lambda_{l,t}^k, \lambda_{l,t}^v)$ and $(\gamma_{l,t}^k, \gamma_{l,t}^v)$ denote the learnable weights for the original and the learnable (Key, Value) embeddings.

Fig. 2 shows that our framework consists of the above learnable parameters $(\hat{K}_{l,t}, \hat{V}_{l,t}, \lambda_{l,t}^k, \lambda_{l,t}^v, \gamma_{l,t}^k, \gamma_{l,t}^v)$ and the original diffusion networks, and we denote all the above learnable parameters with ψ and the learnable parameters for step t with ψ_t .

In this tuning stage, we first use $\tilde{\mathbf{z}}_T = \hat{\mathbf{z}}_T$ as the begining of reverse process ($T \rightarrow 1$). For each specific timestep t , we train the corresponding parameters ψ_t . We get the output of U-Net $\epsilon_\theta(\tilde{\mathbf{z}}_t, t, \mathbf{c}_s, \psi_t)$ and use DDIM sampling to produce the next noise sample $\tilde{\mathbf{z}}_{t-1}$, where \mathbf{c}_s is the text embedding of source prompt P_s . Since the latent noise $\hat{\mathbf{z}}_{t-1}$ represents a reasonable trace whose corresponding result $\hat{\mathbf{z}}_0$ is close to the real image I_s , we use $\hat{\mathbf{z}}_{t-1}$ as supervision to train our learnable parameters ψ_t to output a more precise noise $\tilde{\mathbf{z}}_{t-1}$, which is closer to the noise representation $\hat{\mathbf{z}}_{t-1}$ than baseline DDIM inversion and other inversion methods [22]. The loss function is

$$\mathcal{L}_{rec} = \min_{\psi_t} \|\hat{\mathbf{z}}_{t-1} - \tilde{\mathbf{z}}_{t-1}\|^2. \quad (3)$$

After training the ψ_t , we use the trained ψ_t and obtain a better $\tilde{\mathbf{z}}_{t-1}$ by following:



Fig. 3: The intermediate predicted \mathbf{x}_0 during the sampling process. KV Inversion can ensure the performance of both reconstruction and editing.

$$\tilde{\mathbf{z}}_{t-1} = \sqrt{\frac{\alpha_{t-1}}{\alpha_t}} \tilde{\mathbf{z}}_t + \left(\sqrt{\frac{1}{\alpha_{t-1}} - 1} - \sqrt{\frac{1}{\alpha_t} - 1} \right) \cdot \epsilon_\theta(\tilde{\mathbf{z}}_t, t, \mathbf{c}_s, \psi_t). \quad (4)$$

With the learning procedure above, the well-optimized ψ_t actually preserves the content of the source real image I_s well at timestep t of reverse process, which is important for the next editing stage. The algorithm of the inversion and tuning stages is provided in Algorithm 1.

3) Edit Stage: Using Learned KV Embeddings for Better Content Consistency.

The overall architecture of the proposed pipeline to perform editing is shown in Fig. 2. During each denoising step t of generating the target editing image I_t , we also upgrade the self-attention layer in the U-Net to our CP-attn layer with the learned parameters ψ_t . Specifically, we keep the Query features $Q_{l,t}$ unchanged and use the learned $(\bar{K}_{l,t}, \bar{V}_{l,t})$ from the corresponding place of the tuning stage as the new Key and Value features here. Note that $(\bar{K}_{l,t}, \bar{V}_{l,t})$ preserve the content of the source image I_s . Thus, we can perform attention according to Eq. 2 to transfer the contents from I_s to the editing features as shown in Fig. 3. We provide the detailed implementation of the method inside the supplementary material.

4 Experiments

We apply the proposed method to the state-of-the-art text-to-image Stable Diffusion [34] model and the anime-style model Anything-V3 with publicly available checkpoints. We focus our experiments on real image action editing. In the inversion, tuning and editing stages, we utilize DDIM sampling [39] with 50 denoising steps, and the classifier-free guidance is set to 7.5. Other hyperparameters may be changed for specific models.

4.1 Comparisons with Other Concurrent Works

On Pretrained Stable Model. We mainly compare the proposed KV Inversion to the concurrent text-conditioned image editing methods, including Custorm Diffusion [19], InstructPix2Pix [4], MasaCtrl [5], P2P [12], PnP [42], ELITE [43], FastComposer [45]. We use their codes and checkpoints to produce the editing results.




Fig. 4: Real image editing results of different editing methods on real human shape images. It is obvious that our KV Inversion can achieve very good action editing performance on humanoid objects, and the semantics of the actions corresponding to its limbs are almost imperceptible to editing.

The editing results are shown in Fig. 1 and Fig. 4. Our KV Inversion achieves better results in real image editing. As can be seen, action editing for real images is still a very challenging task. Most methods are unable to solve both 1) the resulting edits are not sufficiently similar or even completely different from the source image, and 2) the resulting edits do not match the semantics of the edit prompt in terms of actions. We see that the proposed KV Inversion solves both of these problems relatively well, and these results demonstrate the effectiveness of the proposed method. Also, unlike methods such as Custom Diffusion [19], which require fine-tuning of the stable diffusion network itself, our method does not require fine-tuning of the network itself, but only learning some parameters corresponding to the image. In addition, unlike methods such as FastComposer [45] and ELITE [43], which require training on large datasets, we do not need to collect and use large datasets, nor do we need to spend graphics resources and time training on them. The reasons for the failure of the existing methods can be explained by the fact that P2P [12] uses the attention map of the source image in the generation of the edited image, thus replicating the original spatial integrity. MasaCtrl [5] generates the corresponding action edits, but the reconstruction performance on the real image is still not good enough.

On Pretrained Anything-V3 Model. We continue to test the effectiveness of our method on the editing of images in the animation domain, specifically using Anything-V3. Fig. 5 shows the editing results of our method and a number of other methods, including P2P, ELITE, MasaCtrl, InstructPix2Pix, PnP, FastComposer. Note in particular that our method is focused on real image input, and these results in the illustration are edited using the input image provided by the user, rather than given a prompt and then edited during generation, which are two completely different tasks. The proposed KV Inversion is a further demonstration of the generality of the proposed method by retaining the textures and identities of the animated objects in the source image while obtaining the corresponding editing actions.



Fig. 5: Real image editing results on anime character images. It is clear that our KV inversion method can achieve very good action editing performance on anime characters and their limbs correspond to natural action semantics.

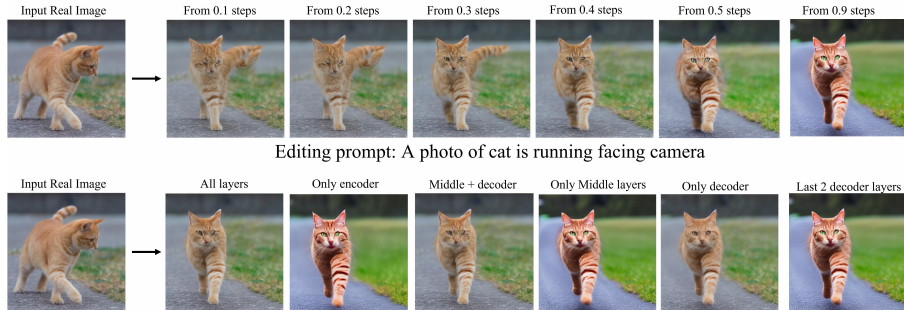


Fig. 6: Ablation study of upgrading self-attention layer to CP-attn in different reverse timesteps (top) and U-Net places (bottom).

4.2 Ablation Study

The effectiveness of the proposed KV Inversion method and the upgrading of self-attention with CP-attn can be demonstrated on top of the comparison results of action editing of real images.

In order to analyse why the method works, we control the specific parameters for upgrading self-attention to CP-attn, such as the step and position in the U-Net, and observe the effect of the reconstruction and the effect of the editing. From Fig. 6 (top), we see that using CP-attn in too few steps (From 0.9 steps) leads to poor performance of the reconstructed image, resulting in an edited result that does not look like the original. Conversely, using CP-attn in too many steps (From 0.1 steps) leads to the edited result too similar to the source image with strange pose, ignoring the requirements of action editing. Similarly, in Fig. 6 (bottom) we observe a similar phenomenon when upgrading to CP-attn is performed in different layers of U-Net (Encoder, Middle layer, Decoder). Upgrading to CP-attn in all layers makes the edit texture too similar to the source image. Content preserving performance is poor when only encoder or only middle layers is

upgraded to CP-attn, while good reconstruction and editing performance is obtained when only decoder is upgraded to CP-attn.

5 Limitations and Conclusion

Our method also has some obvious problems, the reconstruction performance of our method is good enough, so the problem is not in the tuning stage, but in the editing stage, that is, if the action semantics from the editing prompt that produces an action that is seriously incompatible with the original real image, the editing result will fail. This problem can be solved by having some user provided additional information (such as skeleton joint maps, depth maps, sketch images, segmentation masks, etc.) to control the action [23, 51], but this is not in line with our original intention of action editing, because providing such additional information is very tedious for the user.

In general, we propose KV Inversion, a method that can achieve highly reconstructed effects and action editing, which can solve two major problems: 1) the edited result can match the corresponding action, and 2) the edited object can keep the texture and identity of the original real image. In addition, our method does not require training U-Net itself, nor does it require scanning large datasets for time-consuming training.

References

1. Abdal, R., Qin, Y., Wonka, P.: Image2stylegan++: How to edit the embedded images? In: Proceedings of the IEEE/CVF conference on computer vision and pattern recognition. pp. 8296–8305 (2020)
2. Abdal, R., Zhu, P., Mitra, N.J., Wonka, P.: Styleflow: Attribute-conditioned exploration of stylegan-generated images using conditional continuous normalizing flows. *ACM Trans. Graph.* **40**(3), 21:1–21:21 (2021)
3. Brock, A., Donahue, J., Simonyan, K.: Large scale GAN training for high fidelity natural image synthesis. In: 7th International Conference on Learning Representations, ICLR 2019, New Orleans, LA, USA, May 6-9, 2019. OpenReview.net (2019)
4. Brooks, T., Holynski, A., Efros, A.A.: Instructpix2pix: Learning to follow image editing instructions. arXiv preprint arXiv:2211.09800 (2022)
5. Cao, M., Wang, X., Qi, Z., Shan, Y., Qie, X., Zheng, Y.: Masactrl: Tuning-free mutual self-attention control for consistent image synthesis and editing. arXiv preprint arXiv:2304.08465 (2023)
6. Chefer, H., Alaluf, Y., Vinker, Y., Wolf, L., Cohen-Or, D.: Attend-and-excite: Attention-based semantic guidance for text-to-image diffusion models. arXiv preprint arXiv:2301.13826 (2023)
7. Crowson, K., Biderman, S., Kornis, D., Stander, D., Hallahan, E., Castricato, L., Raff, E.: Vqgan-clip: Open domain image generation and editing with natural language guidance. In: ECCV. pp. 88–105. Springer (2022)
8. Dhariwal, P., Nichol, A.: Diffusion models beat gans on image synthesis. *NeurIPS* **34**, 8780–8794 (2021)
9. Esser, P., Rombach, R., Ommer, B.: Taming transformers for high-resolution image synthesis. In: CVPR. pp. 12873–12883 (2021)
10. Gal, R., Alaluf, Y., Atzmon, Y., Patashnik, O., Bermano, A.H., Chechik, G., Cohen-Or, D.: An image is worth one word: Personalizing text-to-image generation using textual inversion. arXiv preprint arXiv:2208.01618 (2022)
11. Gu, S., Chen, D., Bao, J., Wen, F., Zhang, B., Chen, D., Yuan, L., Guo, B.: Vector quantized diffusion model for text-to-image synthesis. In: CVPR. pp. 10696–10706 (2022)

12. Hertz, A., Mokady, R., Tenenbaum, J., Aberman, K., Pritch, Y., Cohen-Or, D.: Prompt-to-prompt image editing with cross attention control. arXiv preprint arXiv:2208.01626 (2022)
13. Ho, J., Jain, A., Abbeel, P.: Denoising diffusion probabilistic models. *NeurIPS* **33**, 6840–6851 (2020)
14. Huang, Y., Huang, J., Liu, J., Dong, Y., Lv, J., Chen, S.: Wavedm: Wavelet-based diffusion models for image restoration. arXiv preprint arXiv:2305.13819 (2023)
15. Karras, T., Aittala, M., Laine, S., Härkönen, E., Hellsten, J., Lehtinen, J., Aila, T.: Alias-free generative adversarial networks. *Advances in Neural Information Processing Systems* **34**, 852–863 (2021)
16. Karras, T., Laine, S., Aittala, M., Hellsten, J., Lehtinen, J., Aila, T.: Analyzing and improving the image quality of stylegan. In: *Proceedings of the IEEE/CVF conference on computer vision and pattern recognition*. pp. 8110–8119 (2019)
17. Kavar, B., Zada, S., Lang, O., Tov, O., Chang, H., Dekel, T., Mosseri, I., Irani, M.: Imagic: Text-based real image editing with diffusion models. arXiv preprint arXiv:2210.09276 (2022)
18. Kirillov, A., Mintun, E., Ravi, N., Mao, H., Rolland, C., Gustafson, L., Xiao, T., Whitehead, S., Berg, A.C., Lo, W.Y., et al.: Segment anything. arXiv preprint arXiv:2304.02643 (2023)
19. Kumari, N., Zhang, B., Zhang, R., Shechtman, E., Zhu, J.Y.: Multi-concept customization of text-to-image diffusion. *Proceedings of the IEEE/CVF Conference on Computer Vision and Pattern Recognition (CVPR)* (2023)
20. Li, B., Qi, X., Lukasiewicz, T., Torr, P.: Controllable text-to-image generation. *NeurIPS* **32** (2019)
21. Li, B., Qi, X., Lukasiewicz, T., Torr, P.H.: Manigan: Text-guided image manipulation. In: *CVPR*. pp. 7880–7889 (2020)
22. Mokady, R., Hertz, A., Aberman, K., Pritch, Y., Cohen-Or, D.: Null-text inversion for editing real images using guided diffusion models. arXiv preprint arXiv:2211.09794 (2022)
23. Mou, C., Wang, X., Xie, L., Zhang, J., Qi, Z., Shan, Y., Qie, X.: T2i-adapter: Learning adapters to dig out more controllable ability for text-to-image diffusion models. arXiv preprint arXiv:2302.08453 (2023)
24. Nam, S., Kim, Y., Kim, S.J.: Text-adaptive generative adversarial networks: manipulating images with natural language. *NeurIPS* **31** (2018)
25. Nichol, A., Dhariwal, P., Ramesh, A., Shyam, P., Mishkin, P., McGrew, B., Sutskever, I., Chen, M.: Glide: Towards photorealistic image generation and editing with text-guided diffusion models. arXiv preprint arXiv:2112.10741 (2021)
26. Nichol, A.Q., Dhariwal, P.: Improved denoising diffusion probabilistic models. In: *ICML*. pp. 8162–8171. PMLR (2021)
27. Parmar, G., Singh, K.K., Zhang, R., Li, Y., Lu, J., Zhu, J.Y.: Zero-shot image-to-image translation. arXiv preprint arXiv:2302.03027 (2023)
28. Patashnik, O., Wu, Z., Shechtman, E., Cohen-Or, D., Lischinski, D.: Styleclip: Text-driven manipulation of stylegan imagery. In: *ICCV*. pp. 2085–2094 (2021)
29. Radford, A., Kim, J.W., Hallacy, C., Ramesh, A., Goh, G., Agarwal, S., Sastry, G., Askell, A., Mishkin, P., Clark, J.: Learning transferable visual models from natural language supervision. In: *International conference on machine learning*. pp. 8748–8763. PMLR (2021)
30. Radford, A., Kim, J.W., Hallacy, C., Ramesh, A., Goh, G., Agarwal, S., Sastry, G., Askell, A., Mishkin, P., Clark, J., et al.: Learning transferable visual models from natural language supervision. In: *ICML*. pp. 8748–8763. PMLR (2021)
31. Ramesh, A., Dhariwal, P., Nichol, A., Chu, C., Chen, M.: Hierarchical text-conditional image generation with clip latents. arXiv preprint arXiv:2204.06125 (2022)
32. Ramesh, A., Pavlov, M., Goh, G., Gray, S., Voss, C., Radford, A., Chen, M., Sutskever, I.: Zero-shot text-to-image generation. In: *ICML*. pp. 8821–8831. PMLR (2021)

33. Reed, S., Akata, Z., Yan, X., Logeswaran, L., Schiele, B., Lee, H.: Generative adversarial text to image synthesis. In: ICML. pp. 1060–1069. PMLR (2016)
34. Rombach, R., Blattmann, A., Lorenz, D., Esser, P., Ommer, B.: High-resolution image synthesis with latent diffusion models. In: CVPR. pp. 10684–10695 (2022)
35. Ronneberger, O., Fischer, P., Brox, T.: U-net: Convolutional networks for biomedical image segmentation. In: MICCAI. pp. 234–241. Springer (2015)
36. Ruiz, N., Li, Y., Jampani, V., Pritch, Y., Rubinstein, M., Aberman, K.: Dreambooth: Fine tuning text-to-image diffusion models for subject-driven generation. arXiv preprint arXiv:2208.12242 (2022)
37. Saharia, C., Chan, W., Saxena, S., Li, L., Whang, J., Denton, E., Ghasemipour, S.K.S., Ayan, B.K., Mahdavi, S.S., Lopes, R.G., et al.: Photorealistic text-to-image diffusion models with deep language understanding. arXiv preprint arXiv:2205.11487 (2022)
38. Saharia, C., Chan, W., Saxena, S., Li, L., Whang, J., Denton, E., Ghasemipour, S.K.S., Gontijo-Lopes, R., Ayan, B.K., Salimans, T., et al.: Photorealistic text-to-image diffusion models with deep language understanding. In: Advances in Neural Information Processing Systems (2022)
39. Song, J., Meng, C., Ermon, S.: Denoising diffusion implicit models. arXiv preprint arXiv:2010.02502 (2020)
40. Song, Y., Ermon, S.: Generative modeling by estimating gradients of the data distribution. *NeurIPS* **32** (2019)
41. Tao, M., Tang, H., Wu, F., Jing, X.Y., Bao, B.K., Xu, C.: Df-gan: A simple and effective baseline for text-to-image synthesis. In: CVPR. pp. 16515–16525 (2022)
42. Tumanyan, N., Geyer, M., Bagon, S., Dekel, T.: Plug-and-play diffusion features for text-driven image-to-image translation. arXiv preprint arXiv:2211.12572 (2022)
43. Wei, Y., Zhang, Y., Ji, Z., Bai, J., Zhang, L., Zuo, W.: Elite: Encoding visual concepts into textual embeddings for customized text-to-image generation (2023)
44. Xia, W., Yang, Y., Xue, J.H., Wu, B.: Tedigan: Text-guided diverse face image generation and manipulation. In: CVPR. pp. 2256–2265 (2021)
45. Xiao, G., Yin, T., Freeman, W.T., Durand, F., Han, S.: Fastcomposer: Tuning-free multi-subject image generation with localized attention. arXiv preprint arXiv:2305.10431 (2023)
46. Xu, T., Zhang, P., Huang, Q., Zhang, H., Gan, Z., Huang, X., He, X.: Attngan: Fine-grained text to image generation with attentional generative adversarial networks. In: CVPR. pp. 1316–1324 (2018)
47. Yu, J., Xu, Y., Koh, J.Y., Luong, T., Baid, G., Wang, Z., Vasudevan, V., Ku, A., Yang, Y., Ayan, B.K., et al.: Scaling autoregressive models for content-rich text-to-image generation. arXiv preprint arXiv:2206.10789 (2022)
48. Yu, J., Xu, Y., Koh, J.Y., Luong, T., Baid, G., Wang, Z., Vasudevan, V., Ku, A., Yang, Y., Ayan, B.K., et al.: Scaling autoregressive models for content-rich text-to-image generation. arXiv preprint arXiv:2206.10789 (2022)
49. Zhang, H., Koh, J.Y., Baldridge, J., Lee, H., Yang, Y.: Cross-modal contrastive learning for text-to-image generation. In: CVPR. pp. 833–842 (2021)
50. Zhang, H., Xu, T., Li, H., Zhang, S., Wang, X., Huang, X., Metaxas, D.N.: Stackgan++: Realistic image synthesis with stacked generative adversarial networks. *IEEE TPAMI* **41**(8), 1947–1962 (2018)
51. Zhang, L., Agrawala, M.: Adding conditional control to text-to-image diffusion models. arXiv preprint arXiv:2302.05543 (2023)
52. Zhu, M., Pan, P., Chen, W., Yang, Y.: Dm-gan: Dynamic memory generative adversarial networks for text-to-image synthesis. In: CVPR. pp. 5802–5810 (2019)