

Future Perspective for Core-Electron Spectroscopy: Breit Hamiltonian in the Multiwavelets Framework

Christian Tantardini,^{*,†,‡} Roberto Di Remigio Eikås,^{†,¶} Magnar Bjørgve,[†] Stig Rune Jensen,[†] and Luca Frediani^{*,†}

[†]*Hylleraas center, UiT The Arctic University of Norway, PO Box 6050 Langnes, N-9037 Tromsø, Norway*

[‡]*Department of Materials Science and NanoEngineering, Rice University, Houston, Texas 77005, United States of America*

[¶]*Algorithmiq Ltd., Kanavakatu 3C, FI-00160, Helsinki, Finland*

E-mail: christiantantardini@gmail.com; luca.frediani@uit.no

Abstract

New techniques in core-electron spectroscopy are necessary to resolve the structures of oxides of f -elements and other strongly correlated materials that are present only as powders and not as single crystals. Thus, accurate quantum chemical methods need to be developed to calculate core spectroscopic properties in such materials. In this contribution, we present an important development in this direction, extending our fully adaptive real-space multiwavelet basis framework to tackle the 4-component Dirac-Coulomb-Breit Hamiltonian. We show that Multiwavelets are able to reproduce one-dimensional grid-based approach. They are however a fully three-dimensional approach which can later on be extended to molecules and materials. Our Multiwavelet

implementation attained precise results irrespective of the chosen nuclear model, provided that the error threshold is tight enough and the chosen polynomial basis is sufficiently large.

Furthermore, our results confirmed that in two-electron species, the magnetic and Gauge contributions from s -orbitals are identical in magnitude and can account for the experimental evidence from K and L edges.

1 Introduction

Core-electron spectroscopies like X-ray photoelectron spectroscopy, X-ray absorption spectroscopy and electron energy loss spectroscopy are powerful tools to investigate the electronic structure of transition-metal and rare-earth materials. For example, multi-layered transition metal carbides and carbonitrides $M_{n+1}AX_n$, where M is an early transition metal, A is an A-group element (mostly groups 13 and 14), X is C or/and N and n is 1 to 3.¹ These materials can be employed for energy storage systems, such as lithium-ion batteries,¹⁻⁵ lithium-ion capacitors,⁶ aqueous pseudocapacitors,^{7,8} and transparent conductive films.⁹ Additionally, rare earths are contained in transparent conducting oxides which are considered the new frontier in the area of optoelectronics.¹⁰⁻¹² These materials have the unique behaviour of being both optically transparent and electrically conducting which makes them key components in many optoelectronic devices such as solar cells, flat panel displays, thin film transistors, and light emitting diodes.¹⁰⁻¹²

Unfortunately, their spectra are not straightforwardly interpretable due to relativistic effects. All relativistic effects such as spin-orbit interactions, electron-electron interaction in the valence shell, and between core and valence electrons, will play a role in the core electron spectra.¹³⁻²² A computational approach based on first-principle calculations that will take into account both relativity and electron correlation could help the interpretation of such spectra. A recent, promising approach in quantum chemistry is based on multiresolution analysis (MRA), by making use of multiwavelets (MWs).²³ This method has gained momen-

tum in recent years, and has been applied to compute complete basis set (CBS) limit results for energies and linear response properties of a large number of compounds both within Hartree-Fock (HF) and density functional theory (DFT).²⁴⁻²⁸ A variational treatment of relativistic effects into MRA will allow modelling the spectra of transition metal and rare earth materials. An important step in this direction was presented to tackle the mean-field atomic and molecular Dirac-Coulomb problem in an adaptive, 4-component multiwavelets basis.^{29,30} In such a model the electrons are considered static charges where the average interaction between electrons is modelled with the Coulomb-like term only. This is the lowest-order relativistic approximation for the two-electron interaction, which disregards the magnetic interactions, such as spin-other-orbit, and the retardation effects due to the finite speed of light. These effects are important and must be taken into account for a realistic modelling of core-electron spectroscopies. Therefore,³¹⁻³⁴ the Breit interaction terms must thus be included.³⁵⁻³⁹ The Breit Hamiltonian adds two negative terms, called Gaunt and Gauge, respectively:

$$\hat{H}^{Coulomb} + \hat{H}^{Breit} = \hat{H}^{Coulomb} + \hat{H}^{Gaunt} + \hat{H}^{Gauge} \quad (1)$$

$$= \frac{I_1 \cdot I_2}{r_{12}} - \frac{\vec{\alpha}_1 \cdot \vec{\alpha}_2}{r_{12}} - \frac{(\vec{\alpha}_1 \cdot \nabla_1)(\vec{\alpha}_2 \cdot \nabla_2)r_{12}}{2} \quad (2)$$

The first term in Eq. (1) is the non-relativistic Coulomb interaction. The second term, called Gaunt, can be seen, in the non-relativistic limit, as the scalar product between the curl of two spin orbitals: $\vec{\alpha}_i \sim \nabla \times \phi_i$.³⁷ $\vec{\alpha}$ denotes a Cartesian vector collecting the 4×4 Dirac matrices α_x , α_y and α_z (*vide infra*). When $\vec{\alpha}$ acts on a 4-component orbital, it couples its components, as detailed later on in this contribution. This means that the spin rotation of one electron on its axis generates a vector potential that will interact with the vector potentials generated by all other electrons present in the system,³⁷ resulting in a scalar potential. Finally, the third term, called Gauge, describes the retardation effects due to the

reciprocal interaction between the rotational vector fields ($\alpha_i \cdot \nabla_i$) of two electrons.³⁷ These contributions cannot be neglected in systems that contain heavy or super-heavy elements, especially in the calculation of core spectroscopic properties.³¹⁻³⁴

In this contribution, we will present the adaptive MRA multiwavelet implementation of the *full* Breit interaction as a perturbative correction on top of a 4-component Dirac-Coulomb-Hartree-Fock wavefunction. We will demonstrate the precision of our implementation by comparing ground-state energies of highly-charged helium-like ions with increasing Z , $X^{(Z-2)+}$, performed with our Python code, *VAMPyR* (Very Accurate Multiresolution Python Routines)⁴⁰ with numerical radial integration in *GRASP*⁴¹ and Gaussian basis set calculations with the *DIRAC*⁴² software.

2 Theory and Implementation

2.1 Multiresolution Analysis and Multiwavelets

Multiresolution analysis⁴³ is constructed by considering a set of orthonormal functions called *scaling* functions $\phi_i(x)$ supported on the interval $[0, 1]$. They can be dilated and translated to obtain a corresponding basis in subintervals of $[0, 1]$. The most common procedure is a dyadic subdivision, such that at scale n there will be 2^n intervals defined by a translation index $l = 0, 2^n - 1$ such that the scaling functions in the l -th interval $[l/2^n, (l+1)/2^n]$ are obtained as:

$$\phi_{il}^n = 2^{n/2} \phi_i(2^n x - l) \quad (3)$$

Additionally, functions at subsequent scales are connected by the *two-scale relationships* which allow to obtain the scaling function at scale n as a linear combination of scaling functions at scale $n - 1$.

This construction leads to a ladder of scaling spaces in a telescopic sequence which is

dense in L^2 :

$$V_0^k \subset V_1^k \subset \dots V_n^k \subset \dots \subset L^2 \tag{4}$$

The *multiwavelet functions* are then obtained as the orthogonal complement of the scaling functions at scale $n + 1$ with respect to the ones at scale n .

$$V_n^k \oplus W_n^k = V_{n+1}^k, \quad W_n^k \perp V_n^k \tag{5}$$

In the construction of Alpert,⁴⁴ the scaling functions are a simple set of polynomials, and the wavelet functions are then piecewise polynomial functions. The possibility to construct efficient algorithms, with precise error control, relies on the combination of several properties of such a construction. Here, it will suffice to say that the most important aspects concern the disjoint support of the basis, which enables function-based adaptivity, the vanishing moments of the wavelet functions, which guarantees fast decay of the representation coefficients, the non-standard (NS) form of operators,⁴⁵ which uncouples scales during operator application thus preserving adaptivity, the separated representation of integral kernels, which leads to low-scaling algorithms. The interested reader is referred to the available literature for details about those aspects.^{23,44,46,47}

2.2 Developing of Coulomb, Gaunt and Gauge terms

We will summarise the main methodological developments enabling the results in this contribution. We first recall that in a relativistic framework, molecular orbitals are vectors with four complex components. We will use indices:

- $u, w \in \{x, y, z\}$ for Cartesian components,
- p, q, \dots for occupied 4-component orbitals,
- $A, B, \dots \in \{1, 2, 3, 4\}$ for orbital components.

Furthermore, Greek capital letters will be used for the 4-component orbitals and their lowercase counterparts will be used for the corresponding components:

$$\Phi_p = \begin{pmatrix} \varphi_p^1 \\ \varphi_p^2 \\ \varphi_p^3 \\ \varphi_p^4 \end{pmatrix} \quad (6)$$

The corresponding Hermitian conjugate (transposed and complex conjugate) orbital is:

$$\Phi_p^\dagger = \left(\overline{\varphi}_p^1 \quad \overline{\varphi}_p^2 \quad \overline{\varphi}_p^3 \quad \overline{\varphi}_p^4 \right) \quad (7)$$

with \dagger denoting Hermitian conjugation and overline complex conjugation of a component.

The two-electron energy for an N -electron, single-determinant wavefunction is the sum of direct and exchange components:

$$E_{ee} = \left\langle \frac{1}{2} \sum_{i=1}^N \sum_{j \neq i}^N g(\vec{r}_i, \vec{r}_j) \right\rangle_{\text{SD}} = \sum_{pq} \int d\vec{r}_1 \int d\vec{r}_2 \Phi_p^\dagger(\vec{r}_1) \Phi_q^\dagger(\vec{r}_2) g(\vec{r}_1, \vec{r}_2) \Phi_p(\vec{r}_1) \Phi_q(\vec{r}_2) \quad (8)$$

$$- \sum_{pq} \int d\vec{r}_1 \int d\vec{r}_2 \Phi_p^\dagger(\vec{r}_1) \Phi_q^\dagger(\vec{r}_2) g(\vec{r}_1, \vec{r}_2) \Phi_q(\vec{r}_1) \Phi_p(\vec{r}_2), \quad (9)$$

and the direct and exchange mean-field operators are obtained by functional differentiation with respect to a test function component $\overline{\varphi}_k^E(\vec{r}')$.

For the Coulomb operator $g^{\text{Coulomb}}(\vec{r}_1, \vec{r}_2) = \frac{I_1 \cdot I_2}{r_{12}}$, one has:

$$E^{\text{Coulomb}} = \frac{1}{2} \sum_{pq} \sum_{AB} \int d\vec{r}_1 \int d\vec{r}_2 \overline{\varphi}_p^A(\vec{r}_1) \varphi_p^A(\vec{r}_1) \frac{1}{r_{12}} \overline{\varphi}_q^B(\vec{r}_2) \varphi_q^B(\vec{r}_2) \quad (10)$$

$$- \frac{1}{2} \sum_{pq} \sum_{AB} \int d\vec{r}_1 \int d\vec{r}_2 \overline{\varphi}_p^A(\vec{r}_1) \varphi_q^A(\vec{r}_1) \frac{1}{r_{12}} \overline{\varphi}_q^B(\vec{r}_2) \varphi_p^B(\vec{r}_2), \quad (11)$$

leading to the following prescriptions for the application of the associated direct and exchange mean-field operators:

$$J^{Coulomb}\Phi_k = \left[\int d\vec{r}_2 \frac{\sum_q \Phi_q^\dagger(\vec{r}_2)\Phi_q(\vec{r}_2)}{|\vec{r}_1 - \vec{r}_2|} \right] \Phi_k(\vec{r}_1) = \left[\int d\vec{r}_2 \frac{1}{|\vec{r}_1 - \vec{r}_2|} \rho(\vec{r}_2) \right] \Phi_k \quad (12a)$$

$$K^{Coulomb}\Phi_k = \sum_q \Phi_q(\vec{r}_1) \left[\int d\vec{r}_2 \frac{\Phi_q^\dagger(\vec{r}_2)\Phi_k(\vec{r}_2)}{|\vec{r}_1 - \vec{r}_2|} \right] = \sum_q \Phi_q V_{qk}^{Coulomb}, \quad (12b)$$

Fast convolution with an integral operator is implemented in the separated representation (see Ref. 47 for details). We underline that the Coulomb part of the two-electron interaction is in this framework *diagonal*, in the sense that it is not coupling the four components of the spinor. In a Gaussian Type Orbital (GTO) framework, the exchange part would instead couple the four components of the spinor, because the formalism is tied to the atomic orbital (AO) densities, thus generating an artificial coupling once the exchange operation is performed.⁴⁸

We proceed similarly for the Gaunt operator $g^{Gaunt}(\vec{r}_1, \vec{r}_2) = -\frac{\vec{\alpha}_1 \cdot \vec{\alpha}_2}{2r_{12}}$. Note that the $\vec{\alpha}$ appearing in the numerator are Cartesian vectors whose components are 4×4 anti-diagonal block matrices:

$$\alpha_u = \begin{pmatrix} 0 & \sigma_u \\ \sigma_u & 0 \end{pmatrix} \quad (13)$$

with σ_u , $u \in \{x, y, z\}$, the Pauli matrices. Applying α_u on a 4-component orbital either shuffles the components, multiplies them by a phase factor, or both.

The two-electron energy for the Gaunt operator is thus:

$$E^{Gaunt} = -\frac{1}{2} \sum_{pq} \int d\vec{r}_1 \int d\vec{r}_2 \frac{\vec{j}_{pp}(\vec{r}_1) \cdot \vec{j}_{qq}(\vec{r}_2)}{r_{12}} \quad (14)$$

$$+ \frac{1}{2} \sum_{pq} \int d\vec{r}_1 \int d\vec{r}_2 \frac{\vec{j}_{pq}(\vec{r}_1) \cdot \vec{j}_{qp}(\vec{r}_2)}{r_{12}} \quad (15)$$

where we have used the current density Cartesian vector, with components:

$$j_{pq;u} = \sum_{AB} \bar{\varphi}_p^A \alpha_u^{AB} \varphi_q^B, \quad (16)$$

to rewrite the expression more compactly. The corresponding mean-field, effective one-electron, direct and exchange operators can be written compactly as:

$$J^{Gaunt} \Phi_k = \sum_u \left[\int d\vec{r}_2 \frac{\sum_q \Phi_q^\dagger(\vec{r}_2) \alpha_u \Phi_q(\vec{r}_2)}{|\vec{r}_1 - \vec{r}_2|} \right] \alpha_u \Phi_k(\vec{r}_1) = \left[\int d\vec{r}_2 \frac{\vec{j}(\vec{r}_2)}{|\vec{r}_1 - \vec{r}_2|} \right] \cdot [\vec{\alpha} \Phi_k] \quad (17a)$$

$$K^{Gaunt} \Phi_k = \sum_q \sum_u \alpha_u \Phi_q(\vec{r}_1) \left[\int d\vec{r}_2 \frac{j_{qk;u}(\vec{r}_2)}{|\vec{r}_1 - \vec{r}_2|} \right] = \sum_q [\vec{\alpha} \Phi_q] \cdot \vec{V}_{qk}^{Gaunt}, \quad (17b)$$

Each occupied orbital Φ_i is a vector with four complex function components ϕ_i^A , with $A \in \{1, 2, 3, 4\}$ and $j_{pq;u} = \sum_{AB} \bar{\phi}_p^A \alpha_u^{AB} \phi_q^B$ is a Cartesian component of the orbital current density for the pq orbital pair. Thus, \vec{j} is the trace of the matrix whose elements are the individual current densities $j_{pq;u}$.

The Gaunt direct and exchange operators use the same primitive as the Coulomb operators for the convolution with the inverse-distance kernel. Thus:

1. Although the expressions for the Gaunt mean-field operators appear more complicated than those stemming from the Coulomb interaction, their computational load is only three times higher, because each component of the $\vec{\alpha}$ vector only has four non-zero elements.
2. For each Cartesian component, one can compute a ‘‘Gaunt potential’’ which is then multiplied by the $\vec{\alpha}$ -transformed orbital, exactly as for the Coulomb interaction.

Following the suggestion of Sun *et al.*⁴⁹ $-\nabla_1 \frac{1}{r_{12}} \equiv \frac{\vec{r}_{12}}{r_{12}^3} \equiv \nabla_2 \frac{1}{r_{12}}$, the Gauge operator can be rewritten as:

$$g^{Gauge}(\vec{r}_1, \vec{r}_2) = -\frac{1}{2} \left[\vec{\alpha}_1 \cdot \left(\mp \nabla_{1,2} \frac{1}{r_{12}} \right) \right] (\vec{\alpha}_2 \cdot \vec{r}_1) + \frac{1}{2} \left[\vec{\alpha}_1 \cdot \left(\mp \nabla_{1,2} \frac{1}{r_{12}} \right) \right] (\vec{\alpha}_2 \cdot \vec{r}_2) \quad (18)$$

where the sign/index pairs $(-\nabla_1$ or $+\nabla_2)$ can be chosen independently for each of the two terms, giving rise to *four* equivalent expressions.

The energy expressions corresponding to each of the above forms can be considerably simplified using integration by parts, thus avoiding the need for differentiating the inverse-distance kernel. However, of the four forms presented above, the energy expression obtained by choosing $+\nabla_2$ in both terms of Eq. (18) is the most compact *and* computationally parsimonious:

$$E^{Gauge} = \frac{1}{2} \sum_{pq} \int d\vec{r}_1 \int d\vec{r}_2 \frac{\left(\vec{j}_{pp}(\vec{r}_1) \cdot \vec{r}_1\right) \left(\nabla_2 \cdot \vec{j}_{qq}(\vec{r}_2)\right)}{r_{12}} \quad (19)$$

$$- \frac{1}{2} \sum_{pq} \int d\vec{r}_1 \int d\vec{r}_2 \frac{\left(\vec{j}_{pp}(\vec{r}_1) \cdot \vec{r}_2\right) \left(\nabla_2 \cdot \vec{j}_{qq}(\vec{r}_2)\right)}{r_{12}} \quad (20)$$

$$- \frac{1}{2} \sum_{pq} \int d\vec{r}_1 \int d\vec{r}_2 \frac{\vec{j}_{pp}(\vec{r}_1) \cdot \vec{j}_{qq}(\vec{r}_2)}{r_{12}} \quad (21)$$

$$- \frac{1}{2} \sum_{pq} \int d\vec{r}_1 \int d\vec{r}_2 \frac{\left(\vec{j}_{pq}(\vec{r}_1) \cdot \vec{r}_1\right) \left(\nabla_2 \cdot \vec{j}_{qp}(\vec{r}_2)\right)}{r_{12}} \quad (22)$$

$$+ \frac{1}{2} \sum_{pq} \int d\vec{r}_1 \int d\vec{r}_2 \frac{\left(\vec{j}_{pq}(\vec{r}_1) \cdot \vec{r}_2\right) \left(\nabla_2 \cdot \vec{j}_{qp}(\vec{r}_2)\right)}{r_{12}} \quad (23)$$

$$+ \frac{1}{2} \sum_{pq} \int d\vec{r}_1 \int d\vec{r}_2 \frac{\vec{j}_{pq}(\vec{r}_1) \cdot \vec{j}_{qp}(\vec{r}_2)}{r_{12}} \quad (24)$$

The former three terms are the direct contributions and the latter three the exchange contributions. The use of the inverse-distance kernel is the most significant advantage of this formulation, since that is already an efficient and robust computational primitive in a multiwavelet basis. Note that the calculation of the divergence of the orbital current densities

$$\nabla \cdot \vec{j}_{pq} \equiv \frac{\partial j_{pq;x}}{\partial x} + \frac{\partial j_{pq;y}}{\partial y} + \frac{\partial j_{pq;z}}{\partial z}$$

is both efficient and precise in a multiwavelet basis.⁵⁰

Finally, we present the expressions for the direct and exchange Gauge mean-field operators:

$$J^{Gauge}\Phi_k = \frac{1}{2} \left\{ \left[\int d\vec{r}_2 \frac{\nabla_2 \cdot \vec{j}(\vec{r}_2)}{|\vec{r}_1 - \vec{r}_2|} \right] [(\vec{\alpha}\Phi_k) \cdot \vec{r}_1] - \left[\int d\vec{r}_2 \frac{\vec{j}(\vec{r}_2)}{|\vec{r}_1 - \vec{r}_2|} \right] \cdot [\vec{\alpha}\Phi_k] \right. \\ \left. - \left[\int d\vec{r}_2 \frac{\vec{r}_2 \left(\nabla_2 \cdot \vec{j}(\vec{r}_2) \right)}{|\vec{r}_1 - \vec{r}_2|} \right] \cdot [\vec{\alpha}\Phi_k] \right\} \quad (25a)$$

$$K^{Gauge}\Phi_k = \frac{1}{2} \sum_q \left\{ \left[\int d\vec{r}_2 \frac{\nabla_2 \cdot \vec{j}_{qk}(\vec{r}_2)}{|\vec{r}_1 - \vec{r}_2|} \right] [(\vec{\alpha}\Phi_k) \cdot \vec{r}_1] - [\vec{\alpha}\Phi_q] \cdot \vec{V}_{qk}^{Gaunt} \right. \\ \left. - \left[\int d\vec{r}_2 \frac{\vec{r}_2 \left(\nabla_2 \cdot \vec{j}_{qk}(\vec{r}_2) \right)}{|\vec{r}_1 - \vec{r}_2|} \right] \cdot [\vec{\alpha}\Phi_k] \right\}. \quad (25b)$$

All terms in both the direct and exchange operators are applied using the inverse-distance integral operator only.

For completeness, we report as well the expressions for the Gauge term when using the inverse-cube-distance form for the operator:

$$g^{Gauge}(\vec{r}_1, \vec{r}_2) = -\frac{(\vec{\alpha}_1 \cdot \vec{r}_{12})(\vec{\alpha}_2 \cdot \vec{r}_{12})}{2r_{12}^3}, \quad (26)$$

The two-electron energy reads:

$$E^{Gauge} = -\frac{1}{2} \sum_{pq} \int d\vec{r}_1 \int d\vec{r}_2 \frac{\left(\vec{j}_{pp}(\vec{r}_1) \cdot \vec{r}_{12} \right) \left(\vec{j}_{qq}(\vec{r}_2) \cdot \vec{r}_{12} \right)}{r_{12}^3} \quad (27)$$

$$+ \frac{1}{2} \sum_{pq} \int d\vec{r}_1 \int d\vec{r}_2 \frac{\left(\vec{j}_{pq}(\vec{r}_1) \cdot \vec{r}_{12} \right) \left(\vec{j}_{qp}(\vec{r}_2) \cdot \vec{r}_{12} \right)}{r_{12}^3}. \quad (28)$$

While this is arguably more compact than the sum of all six terms in the previous equation (Eqs. (19)- (24)), it has two main disadvantages. First, it is harder to appreciate the physical content of the expression at a glance. Second, it requires the application of a different convolution operator. The latter point is apparent when looking at the expressions

for the direct and exchange operators:

$$\begin{aligned}
J^{Gauge} \Phi_k &= \sum_{uw} \left[\int d\vec{r}_2 \frac{(\vec{r}_1 - \vec{r}_2)_u (\vec{r}_1 - \vec{r}_2)_w}{|\vec{r}_1 - \vec{r}_2|^3} j_w(\vec{r}_2) \right] \alpha_u \Phi_k \\
&= \left[\int d\vec{r}_2 \mathbb{G}(\vec{r}_1, \vec{r}_2) \vec{j}(\vec{r}_2) \right] \cdot \vec{\alpha} \Phi_k
\end{aligned} \tag{29a}$$

$$\begin{aligned}
K^{Gauge} \Phi_k &= \sum_q \sum_{uw} \alpha_u \Phi_q \left[\int d\vec{r}_2 \frac{(\vec{r}_1 - \vec{r}_2)_u (\vec{r}_1 - \vec{r}_2)_w}{|\vec{r}_1 - \vec{r}_2|^3} j_{qk;w}(\vec{r}_2) \right] \\
&= \sum_q [\vec{\alpha} \Phi_q] \cdot \left[\int d\vec{r}_2 \mathbb{G}(\vec{r}_1, \vec{r}_2) \vec{j}_{qk}(\vec{r}_2) \right],
\end{aligned} \tag{29b}$$

where a new convolution operator, \mathbb{G} , was introduced. This is a *matrix* convolution operator with 6 unique elements, each of which must be implemented by approximating the integral representation of the inverse-cube-distance kernel⁵¹ as a finite exponential sum:⁵²

$$\frac{(\vec{r}_1 - \vec{r}_2)_u (\vec{r}_1 - \vec{r}_2)_w}{|\vec{r}_1 - \vec{r}_2|^3} \simeq \sum_{\kappa} a_{\kappa} (\vec{r}_1 - \vec{r}_2)_u (\vec{r}_1 - \vec{r}_2)_w \exp(-b_{\kappa} |\vec{r}_1 - \vec{r}_2|^2). \tag{30}$$

Each term, though anisotropic, can be applied in each Cartesian direction separately. Coefficients and exponents in the sum are obtained similarly to those for the inverse-distance convolution operator, see Ref. 47 for details. This form as been tested in our code, but it turned out to be less stable numerically and significantly more demanding computationally.

3 Computational Details

DIRAC calculations were performed using a nuclear point-charge model and a threshold of 10^{-7} on the norm of the error vector (electronic gradient) was chosen as the convergence criterion for the SCF procedure. The chosen basis set for He, Ne⁸⁺, Ar¹⁶⁺, Kr³⁴⁺, Xe⁵²⁺ and Rn⁸⁴⁺ was dyall-aug-cvqz.^{38,53,54} Furthermore, the calculations were performed using default settings for 4-center integral screening and replacing (*SS|SS*) integrals by a simple Coulombic correction. In our MW implementation it is not possible to perform such a correction,

because 4-center integrals do not appear in the formalism. We investigated whether this could impact our perturbative/variational comparisons: with the full two-electron integral tensors the total energy computed with *DIRAC* changes slightly and computational cost increases *significantly*. However, the *relative error* with respect to both our implementation in *VAMPyR* and in *GRASP* was practically unaffected. This shows that the error is dominated by the intrinsic limitation of the basis set.

4 Results and Discussion

We present results for closed-shell, helium-like species: the core $1s$ -orbitals are doubly occupied and our code explicitly enforces Kramers' time-reversal symmetry (TRS),^{55,56} such that the 4-component $1s^\alpha$ is related to $1s^\beta$ by a quaternionic unitary transformation.⁵⁷

In a mean-field treatment, *e.g.* HF and Kohn-Sham DFT, the two-electron operator is replaced by the *Coulomb*, J , and the *Exchange* terms K . The former describes the electrostatic repulsion between the mean-field electron distributions of two electrons in the molecule, the latter is due to Fermionic antisymmetry and thus a purely quantum effect. Further inclusion of the Gaunt and Gauge terms in Eq. (1) will result into additional J - and K -like terms. To avoid future confusion between these operators and those in the Dirac-Coulomb Hamiltonian, we will refer to J and K as the *direct* and *exchange* operators, respectively. Making use of Kramers TRS has a significant impact on the computational cost: the Coulombic interaction will only encompass the *direct* term, whereas *exchange* one will be equal to zero. The Gaunt and Gauge interactions will give rise to both *direct* and *exchange* terms but several contributions will either vanish or be identical to each other.

Previous work by Anderson *et al.*³⁰ on *full* 4-component Dirac-Coulomb relativistic calculations used smeared nuclear charge models.⁵⁸ In particular for the isolated atoms they used the Fermi nuclear model.⁵⁸ This was done to mitigate numerical issues treating core orbitals with a point-charge model and improve precision. The Fermi model represents the

nuclear charge using the Fermi-Dirac distribution for the nuclear charge density, introducing two parameters: the skin thickness and the half-charge radius. The former is set to 2.30 fm (2.30×10^{-5} Å) for all nuclei.⁵⁸ The latter is the radius of a sphere containing half of the total nuclear charge. This parameter depends on the atomic mass of the nucleus M_N , with one expression used when $M_N \leq 5$ atomic mass units and another for $M_N > 5$.⁵⁸ The Fermi model for the nuclear charge is smooth and is thus more physically meaningful. Furthermore, it avoids singularities at the nuclei, in contrast to a point-like model. However, the results of Anderson *et al.*³⁰ showed that the achieved precision of multiwavelet methods with respect to the grid-based approach available in *GRASP* decreases with increasing Z , even though a more physically motivated nuclear model was used.

Our multiwavelet implementation in *VAMPyR* uses two parameters to tune the precision of the calculation: the tolerance, ϵ , and the polynomial order, k . Furthermore, both point-charge and Fermi models are available for the nuclei. In order to validate our Dirac-Coulomb Hartree-Fock (DCHF) implementation and reassess the impact of the nuclear model, we performed DCHF calculations with a point-charge model and increasingly tighter precision settings. We report the comparison of our results with *GRASP* in Figure 1. The relative errors obtained at looser precision settings, as shown in Fig. 1, are not consistent with the user-requested ϵ for heavy elements. The desired precision is user-selected through the settings for ϵ and k and should, in principle, be achieved irrespective of the nuclear model. However, our results show that a point-charge nuclear model can reproduce grid-based results from *GRASP* only when a very tight tolerance is chosen, see Fig. 1 and Table 1 in Supporting Information (SI). At the opposite end, SCF convergence could not be achieved for $k = 6$, $\epsilon = 10^{-4}$ for Kr^{34+} and heavier elements.

One possible explanation for this behavior is the fact that the code settings have originally been tuned for scalar, non-relativistic calculations and should be revised for four-component relativistic ones: Provided that precision settings are tight enough, our results show that MWs are able to describe super-heavy elements regardless of the choice of nuclear model, as

opposed to GTO basis sets which require smoothed nuclear potentials.^{59,60} This shows the future feasibility of our fully adaptive approach for core-electron spectroscopies of lanthanide- and actinide-containing species.

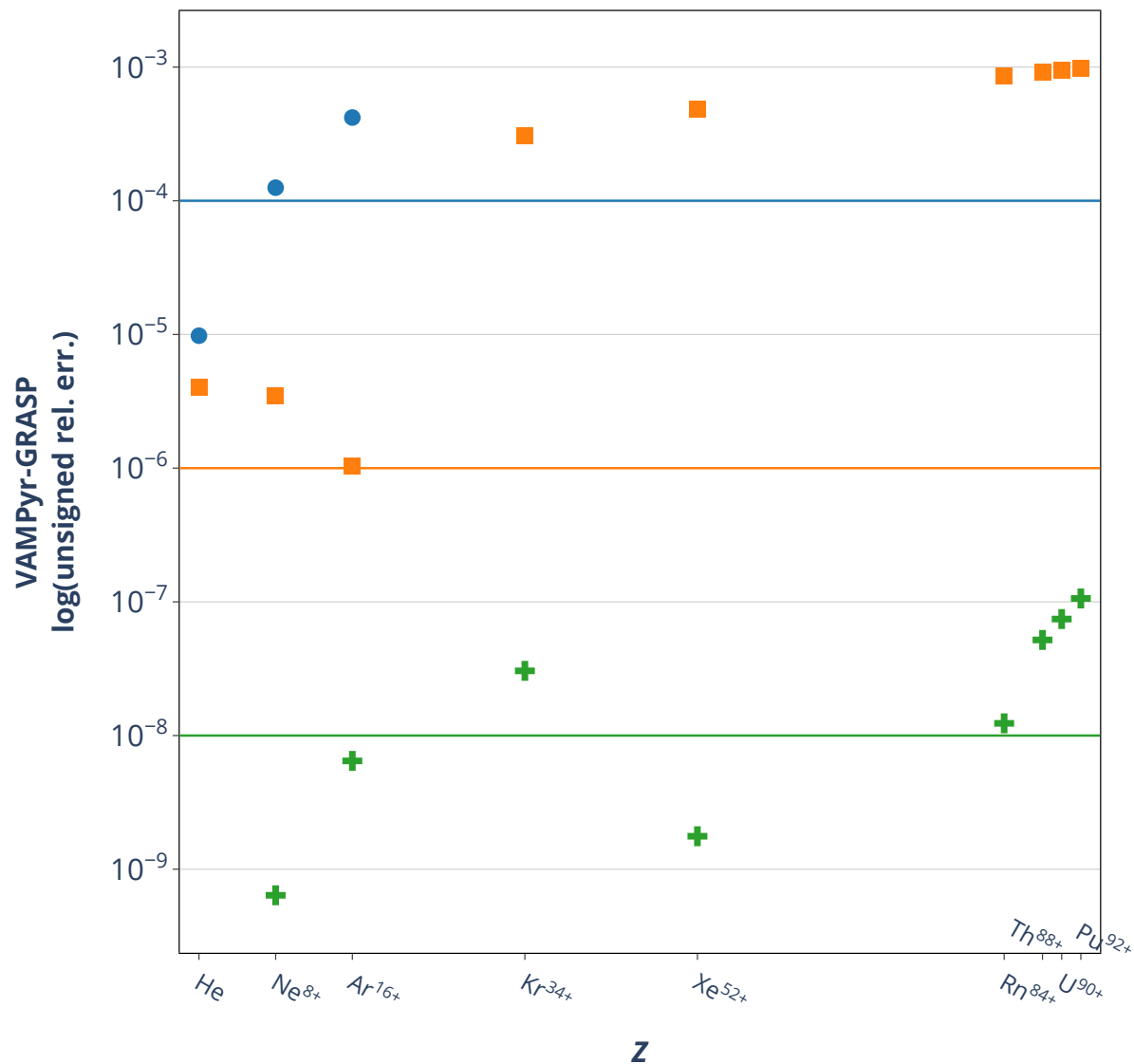


Figure 1: Logarithm of unsigned relative error between the Dirac-Coulomb-Hartree-Fock ground-state energy calculations from *VAMPyr* and *GRASP*. All species are in the electronic configuration $1s^2$. The *VAMPyr* calculations were done with different choices of Legendre polynomial order k and tolerance ϵ : blue circle, $k = 6$, $\epsilon = 10^{-4}$; orange square, $k = 8$, $\epsilon = 10^{-6}$; green cross, $k = 10$, $\epsilon = 10^{-8}$. Both codes have used nuclear point charge model as described in Ref. 58.

After assessing the validity of our method for the DCHF equation, we developed the Gaunt and Gauge two-electron terms in the Breit Hamiltonian as a perturbative correction, as done in *GRASP*. The Gaunt term contains the vector operator $\vec{\alpha}$: it is a Cartesian vector of 4×4 matrices whose antidiagonal blocks are the Pauli matrices for the corresponding Cartesian direction. As we have previously mentioned in the *Introduction*, it can be seen as the curl of a spinorbital in the classical limit.⁶¹ $\vec{\alpha}$ acting on a 4-component orbital mixes its components to give the the current density generated by the rotation of the spin around its axis.⁶¹

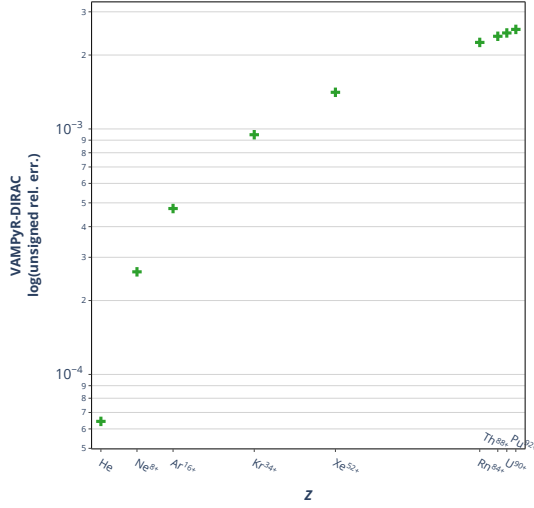
We first compared DCHF results from *DIRAC* with those obtained with *VAMPyR* at high precision (*i.e.* $k = 10$, $\epsilon = 10^{-8}$), see Table 2 in SI. These results confirm and extend to the *full* 4-component regime the observations of Jensen *et al.*: MWs can attain higher precision than large Gaussian atomic basis sets.⁶²

Thereafter, we compared our perturbative Gaunt correction, implemented in *VAMPyR*, with the variational implementation available in the *DIRAC* code, see Figure 2. The inclusion of the Gaunt term in the variational self-consistent field procedure is not expected to significantly affect the ground state as previously shown⁶³ and both results can be compared, see Figure 2. In fact, the logarithm of the unsigned relative errors for the spinorbit energies, see Fig. 2.1, and the Gaunt terms, see Fig. 2.2, between *VAMPyR* and *DIRAC* have the same order of magnitude.

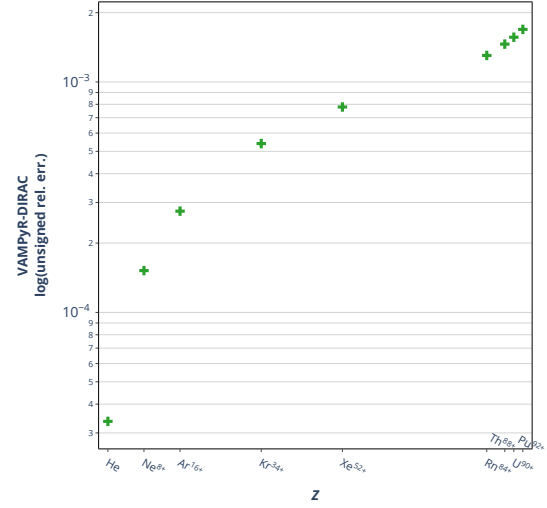
To implement the perturbative correction for the Gauge term, we rewrite the Breit Hamiltonian as in Eq. (18):⁴⁹

$$-\frac{1}{2} \frac{(\vec{\alpha}_1 \cdot \vec{r}_{12})(\vec{\alpha}_2 \cdot \vec{r}_{12})}{r_{12}^3} = -\frac{1}{2} (\vec{\alpha}_1 \cdot \vec{r}_1) \left[\vec{\alpha}_2 \cdot \left(\nabla_2 \frac{1}{r_{12}} \right) \right] + \frac{1}{2} (\vec{\alpha}_1 \cdot \vec{r}_2) \left[\vec{\alpha}_2 \cdot \left(\nabla_2 \frac{1}{r_{12}} \right) \right]. \quad (31)$$

The perturbative Gauge correction now only involves the inverse interelectronic distance kernel, as shown in by Eqs. (19)- (24), from which it is evident how the magnetic energy term arises as half of the Gaunt term, since both the direct and exchange Gauge contributions



(2.1)



(2.2)

Figure 2: Comparison between the spinorbit energies (a) and Gaunt terms (b) coming from *VAMPyR* and *DIRAC* for selected systems in electronic configuration $1s^2$. The y axis shows the logarithm of the unsigned relative difference between *VAMPyR* and *DIRAC* results. The *VAMPyR* calculations were done with Legendre polynomial order $k = 10$ and tolerance $\epsilon = 10^{-8}$. All codes have used a nuclear point charge model as described in Ref. 58.

(third and sixth terms) contain half of the Gaunt term.

For the specific case of $1s^2$ systems, the terms involving a gradient in the Gauge energy (i.e., 1st Eq. (19), 2nd Eq. (20), 4th Eq. (22) and 5th Eq. (23)) are either zero or cancel each other out, up to the chosen numerical precision ϵ . Thus, the ratio between the Gauge term (E^{Gauge}) and the magnetic interaction energy, which corresponds to half of the Gaunt term ($E^{Mag} = \frac{1}{2}E^{Gaunt}$), should be one (i.e., identical Magnetic and Gauge terms). This was verified comparing the Breit energy corrections from *VAMPyR* and *GRASP* results, see Figure 3 and Table 5 in the SI.

The E^{Gauge}/E^{Mag} ratio was calculated previously using Gaussian atomic orbital basis sets for several atoms from $Z = 9$ to $Z = 79$.⁴⁹ It was shown to range between 0.90 (Fluorine) and 0.80 for $Z > 56$, converging asymptotically. In Table 5 of the SI, where we have considered $1s^2$ systems exclusively, we have obtained a unitary ratio between Gauge and magnetic term. Furthermore, the magnitude of the Gauge term from our results in Table 5 in SI confirms

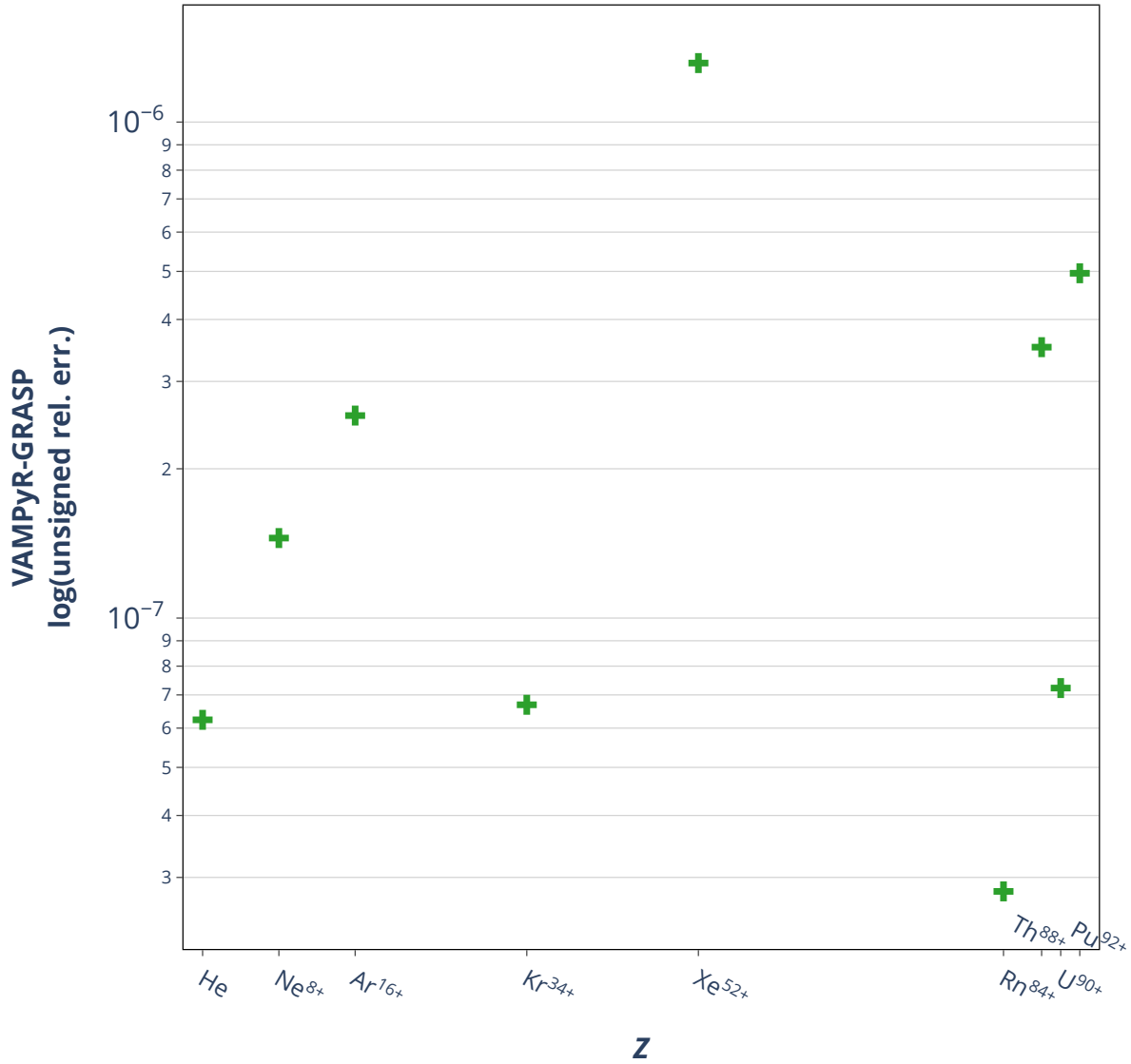


Figure 3: Comparison between the Breit perturbative corrections computed *VAMPyR* and *GRASP* for noble gases and actinides in electronic configuration $1s^2$. The y axis shows the logarithm of the unsigned relative difference between *VAMPyR* and *GRASP* results. The *VAMPyR* calculations were done with Legendre polynomial order $k = 10$ and tolerance $\epsilon = 10^{-8}$. All codes have used a nuclear point charge model as described in Ref. 58.

what was previously found by Halbert *et al.*⁶⁴ that in core-electron spectroscopy the Gauge term remains quite significant for the K and L edges, and it must be accounted for, especially for $1s$ to $2s$ transitions.⁶⁵

5 Conclusions

We have shown that the 4-component Dirac-Coulomb-Hartree-Fock equations can be solved self-consistently with a fully adaptive MW basis irrespective of the chosen nuclear model, as required with Gaussian basis sets.^{59,60}

The use of multiresolution analysis (MRA) with a MW basis to solve the KS-DFT equations allows to separate model errors from discretization (*i.e.* basis set) errors, with the latter precisely quantifiable. Thus, use of a MW basis provides fundamental insight to understand the range of applicability of KS-DFT with localized basis sets. This issue is especially relevant for 4-component relativistic calculations on heavy elements where the description of the core electrons is challenging due the nature of the Dirac equation combined with the extremely high nuclear charge and a reduced availability of GTO bases.

We have shown that the DCHF ground state combined with the Breit Hamiltonian as a perturbative correction can reproduce grid-based calculations performed with *GRASP*. Albeit not performed in this work, the fully variational inclusion of the Gaunt and Gauge terms can be obtained by making use of the corresponding operator expressions (Equations (17a) and (17b) and Equations (25a) and (25b) for Gaunt and Gauge, respectively). This has not been done for the current work both to simplify the comparison with the *GRASP* code and because of excessive memory demands of the current pilot implementation. The latter is indeed the main challenge for future extensions to general molecular systems where the simplifications that enabled our results (time-reversal symmetry, spherical symmetry of the 1s orbital) will no longer hold. Work is in progress in our group to overcome these hurdles.

The unitary E^{Gauge}/E^{Mag} ratio for *s*-orbitals explains how neither Gaunt nor Gauge terms can be neglected for core-electron spectroscopy and explains the importance of considering both these terms when x-ray photoelectron spectra are calculated to fit the experimental ones.⁶⁴⁻⁶⁶ Our results confirm the validity of the MW approach for future development of core-electron spectroscopy to resolve the structures of oxides of *f*-elements and other strongly correlated systems.

Acknowledgement

We would like to thank Prof. Trond Saue from the CNRS/Université de Toulouse, France, Dr. Jon Grumer from Uppsala University, Sweden, and Dr. Michal Repisky from UiT, The Arctic University of Norway for useful discussions. We acknowledge support from the Research Council of Norway through its Centres of Excellence scheme (262695), through the FRIPRO grant ReMRChem (324590), and from NOTUR – The Norwegian Metacenter for Computational Science through grant of computer time (nn4654k).

Supporting Information Available

All data generated or analyzed during this study are included in the graph showed in this article and tables showed in supporting information.

References

- (1) Naguib, M.; Kurtoglu, M.; Presser, V.; Lu, J.; Niu, J.; Heon, M.; Hultman, L.; Gogotsi, Y.; Barsoum, M. W. Two-Dimensional Nanocrystals Produced by Exfoliation of Ti_3AlC_2 . *Advanced Materials* **2011**, *23*, 4248–4253.
- (2) Naguib, M.; Come, J.; Dyatkin, B.; Presser, V.; Taberna, P.-L.; Simon, P.; Barsoum, M. W.; Gogotsi, Y. MXene: a promising transition metal carbide anode for lithium-ion batteries. *Electrochemistry Communications* **2012**, *16*, 61–64.
- (3) Naguib, M.; Halim, J.; Lu, J.; Cook, K. M.; Hultman, L.; Gogotsi, Y.; Barsoum, M. W. New Two-Dimensional Niobium and Vanadium Carbides as Promising Materials for Li-Ion Batteries. *Journal of the American Chemical Society* **2013**, *135*, 15966–15969.
- (4) Mashtalir, O.; Naguib, M.; Mochalin, V. N.; Dall’Agnese, Y.; Heon, M.; Bar-

- soum, M. W.; Gogotsi, Y. Intercalation and delamination of layered carbides and carbonitrides. *Nature communications* **2013**, *4*, 1716.
- (5) Tang, Q.; Zhou, Z.; Shen, P. Are MXenes Promising Anode Materials for Li Ion Batteries? Computational Studies on Electronic Properties and Li Storage Capability of Ti₃C₂ and Ti₃C₂X₂ (X = F, OH) Monolayer. *Journal of the American Chemical Society* **2012**, *134*, 16909–16916.
- (6) Come, J.; Naguib, M.; Rozier, P.; Barsoum, M. W.; Gogotsi, Y.; Taberna, P.-L.; Morcrette, M.; Simon, P. A Non-Aqueous Asymmetric Cell with a Ti₂C-Based Two-Dimensional Negative Electrode. *Journal of The Electrochemical Society* **2012**, *159*, A1368.
- (7) Ghidui, M.; Lukatskaya, M. R.; Zhao, M.-Q.; Gogotsi, Y.; Barsoum, M. W. Conductive two-dimensional titanium carbide ‘clay’ with high volumetric capacitance. *Nature* **2014**, *516*, 78–81.
- (8) Lukatskaya, M. R.; Mashtalir, O.; Ren, C. E.; Dall’Agnese, Y.; Rozier, P.; Taberna, P. L.; Naguib, M.; Simon, P.; Barsoum, M. W.; Gogotsi, Y. Cation Intercalation and High Volumetric Capacitance of Two-Dimensional Titanium Carbide. *Science* **2013**, *341*, 1502–1505.
- (9) Halim, J.; Lukatskaya, M. R.; Cook, K. M.; Lu, J.; Smith, C. R.; Näslund, L.-A.; May, S. J.; Hultman, L.; Gogotsi, Y.; Eklund, P.; Barsoum, M. W. Transparent Conductive Two-Dimensional Titanium Carbide Epitaxial Thin Films. *Chemistry of Materials* **2014**, *26*, 2374–2381.
- (10) Chandiramouli, R.; Jeyaprakash, B. Review of CdO thin films. *Solid State Sciences* **2013**, *16*, 102–110.
- (11) Liu, C. P.; Ho, C. Y.; Dos Reis, R.; Foo, Y.; Guo, P. F.; Zapien, J. A.; Walukiewicz, W.; Yu, K. M. Room-temperature-synthesized high-mobility transparent amorphous CdO–

- Ga_2O_3 alloys with widely tunable electronic bands. *ACS applied materials & interfaces* **2018**, *10*, 7239–7247.
- (12) Dixon, S. C.; Scanlon, D. O.; Carmalt, C. J.; Parkin, I. P. n-Type doped transparent conducting binary oxides: an overview. *Journal of Materials Chemistry C* **2016**, *4*, 6946–6961.
- (13) Grobe, R.; Eberly, J. H. Observation of coherence transfer by electron-electron correlation. *Phys. Rev. A* **1993**, *48*, 623–627.
- (14) Lundqvist, B. I. Characteristic structure in core electron spectra of metals due to the electron-plasmon coupling. *Physik der kondensierten Materie* **1969**, *9*, 236–248.
- (15) Wendin, G.; Ohno, M. Strong Dynamical Effects of Many-Electron Interactions in Photoelectron Spectra from 4s and 4p Core Levels. *Physica Scripta* **1976**, *14*, 148.
- (16) Brus, L. E. Electron–electron and electron-hole interactions in small semiconductor crystallites: The size dependence of the lowest excited electronic state. *The Journal of chemical physics* **1984**, *80*, 4403–4409.
- (17) Pines, D. Electron interaction in solids. *Canadian Journal of Physics* **1956**, *34*, 1379–1394.
- (18) Gusev, A.; Reznik, I.; Tsitrin, V. Electron-electron interaction and antishielding constants of core shells of atoms. *Journal of Physics: Condensed Matter* **1995**, *7*, 4855.
- (19) Mulazzi, M.; Chainani, A.; Katayama, N.; Eguchi, R.; Matsunami, M.; Ohashi, H.; Senba, Y.; Nohara, M.; Uchida, M.; Takagi, H., et al. Absence of nesting in the charge-density-wave system 1 T-VS 2 as seen by photoelectron spectroscopy. *Physical Review B* **2010**, *82*, 075130.
- (20) Lee, S.; Park, K.; Park, J.; Choi, J. B.; Yang, S.-R. E.; Yoo, K.-H.; Kim, J.; Park, S.;

- Kim, K. Single-electron spectroscopy in a coupled triple-dot system: Role of interdot electron-electron interactions. *Physical Review B* **2000**, *62*, R7735.
- (21) Kahk, J.; Poll, C.; Oropeza, F.; Ablett, J.; Céolin, D.; Rueff, J.; Agrestini, S.; Utsumi, Y.; Tsuei, K.; Liao, Y., et al. Understanding the electronic structure of IrO₂ using hard-x-ray photoelectron spectroscopy and density-functional theory. *Physical review letters* **2014**, *112*, 117601.
- (22) Glatzel, P.; Bergmann, U. High resolution 1s core hole X-ray spectroscopy in 3d transition metal complexes—electronic and structural information. *Coordination chemistry reviews* **2005**, *249*, 65–95.
- (23) Harrison, R. J.; Fann, G. I.; Yanai, T.; Beylkin, G. Multiresolution Quantum Chemistry in Multiwavelet Bases. Computational Science — ICCS 2003. Berlin, Heidelberg, 2003; pp 103–110.
- (24) Yanai, T.; Harrison, R. J.; Handy, N. C. Multiresolution quantum chemistry in multiwavelet bases: time-dependent density functional theory with asymptotically corrected potentials in local density and generalized gradient approximations. *Molecular Physics* **2005**, *103*, 413–424.
- (25) Vence, N.; Harrison, R.; Krstić, P. Attosecond electron dynamics: A multiresolution approach. *Phys. Rev. A* **2012**, *85*, 033403.
- (26) Yanai, T.; Fann, G. I.; Beylkin, G.; Harrison, R. J. Multiresolution quantum chemistry in multiwavelet bases: excited states from time-dependent Hartree–Fock and density functional theory via linear response. *Phys. Chem. Chem. Phys.* **2015**, *17*, 31405–31416.
- (27) Jensen, S. R.; Flå, T.; Jonsson, D.; Monstad, R. S.; Ruud, K.; Frediani, L. Magnetic properties with multiwavelets and DFT: the complete basis set limit achieved. *Phys. Chem. Chem. Phys.* **2016**, *18*, 21145–21161.

- (28) Brakestad, A.; Jensen, S. R.; Wind, P.; D’Alessandro, M.; Genovese, L.; Hopmann, K. H.; Frediani, L. Static Polarizabilities at the Basis Set Limit: A Benchmark of 124 Species. *Journal of Chemical Theory and Computation* **2020**, *16*, 4874–4882.
- (29) Dirac, P. A. M. The Quantum Theory of the Electron. *Proceedings of the Royal Society of London. Series A, Containing Papers of a Mathematical and Physical Character* **1928**, *117*, 610–624.
- (30) Anderson, J.; Sundahl, B.; Harrison, R.; Beylkin, G. Dirac-Fock calculations on molecules in an adaptive multiwavelet basis. *The Journal of Chemical Physics* **2019**, *151*, 234112.
- (31) Mussard, B.; Sharma, S. One-Step Treatment of Spin–Orbit Coupling and Electron Correlation in Large Active Spaces. *Journal of Chemical Theory and Computation* **2018**, *14*, 154–165.
- (32) Petrov, A. N.; Mosyagin, N. S.; Titov, A. V.; Tupitsyn, I. I. Accounting for the Breit interaction in relativistic effective core potential calculations of actinides. *Journal of Physics B: Atomic, Molecular and Optical Physics* **2004**, *37*, 4621.
- (33) Vidal, M. L.; Pokhilko, P.; Krylov, A. I.; Coriani, S. Equation-of-Motion Coupled-Cluster Theory to Model L-Edge X-ray Absorption and Photoelectron Spectra. *The Journal of Physical Chemistry Letters* **2020**, *11*, 8314–8321.
- (34) Kasper, J. M.; Stetina, T. F.; Jenkins, A. J.; Li, X. Ab initio methods for L-edge x-ray absorption spectroscopy. *Chemical Physics Reviews* **2020**, *1*.
- (35) Breit, G. An Interpretation of Dirac’s Theory of the Electron. *Proceedings of the National Academy of Sciences* **1928**, *14*, 553–559.
- (36) Breit, G. Dirac’s Equation and the Spin-Spin Interactions of Two Electrons. *Phys. Rev.* **1932**, *39*, 616–624.

- (37) Moss, R. *Advanced molecular quantum mechanics: an introduction to relativistic quantum mechanics and the quantum theory of radiation*; Springer Science & Business Media, 2012.
- (38) Dyall, K. G.; Fægri Jr, K. *Introduction to relativistic quantum chemistry*; Oxford University Press, 2007.
- (39) Helgaker, T.; Coriani, S.; Jørgensen, P.; Kristensen, K.; Olsen, J.; Ruud, K. Recent Advances in Wave Function-Based Methods of Molecular-Property Calculations. *Chemical Reviews* **2012**, *112*, 543–631.
- (40) Battistella, E.; Bjorgve, M.; Di Remigio, R.; Gerez, G.; Jensen, S. R. VAMPyR: Very Accurate Multiresolution Python Routines. 2021.
- (41) Jönsson, P.; Gaigalas, G.; Bieroń, J.; Fischer, C. F.; Grant, I. P. New version: Grasp2K relativistic atomic structure package. *Comput. Phys. Commun.* **2013**, *184*, 2197–2203.
- (42) Saue, T.; Bast, R.; Gomes, A. S. P.; Jensen, H. J. A.; Visscher, L.; Aucar, I. A.; Di Remigio, R.; Dyall, K. G.; Eliav, E.; Fasshauer, E.; Fleig, T.; Halbert, L.; Hedegård, E. D.; Helmich-Paris, B.; Iliáš, M.; Jacob, C. R.; Knecht, S.; Laerdahl, J. K.; Vidal, M. L.; Nayak, M. K.; Olejniczak, M.; Olsen, J. M. H.; Pernpointner, M.; Senjean, B.; Shee, A.; Sunaga, A.; van Stralen, J. N. P. The DIRAC code for relativistic molecular calculations. *J. Chem. Phys.* **2020**, *152*, 204104.
- (43) Alpert, B.; Beylkin, G.; Gines, D.; Vozovoi, L. Adaptive Solution of Partial Differential Equations in Multiwavelet Bases. *Journal of Computational Physics* **2002**, *182*, 149–190.
- (44) Alpert, B.; Beylkin, G.; Coifman, R.; Rokhlin, V. Wavelet-like bases for the fast solution of second-kind integral equations. *SIAM journal on Scientific Computing* **1993**, *14*, 159–184.

- (45) Beylkin, G.; Cramer, R.; Fann, G.; Harrison, R. J. Multiresolution separated representations of singular and weakly singular operators. *Applied and Computational Harmonic Analysis* **2007**, *23*, 235–253.
- (46) Beylkin, G.; Mohlenkamp, M. J. Algorithms for Numerical Analysis in High Dimensions. *SIAM J. Sci. Comput.* **2005**, *26*, 2133–2159.
- (47) Frediani, L.; Fossgaard, E.; Flå, T.; Ruud, K. Fully adaptive algorithms for multivariate integral equations using the non-standard form and multiwavelets with applications to the Poisson and bound-state Helmholtz kernels in three dimensions. *Molecular Physics* **2013**, *111*, 1143–1160.
- (48) Reiher, M.; Wolf, A. *Relativistic Quantum Chemistry: The Fundamental Theory of Molecular Science*; John Wiley & Sons, 2014.
- (49) Sun, S.; Ehrman, J.; Sun, Q.; Li, X. Efficient evaluation of the Breit operator in the Pauli spinor basis. *The Journal of Chemical Physics* **2022**, *157*, 064112.
- (50) Anderson, J.; Harrison, R. J.; Sekino, H.; Sundahl, B.; Beylkin, G.; Fann, G. I.; Jensen, S. R.; Sagert, I. On derivatives of smooth functions represented in multiwavelet bases. *Journal of Computational Physics: X* **2019**, *4*, 100033.
- (51) Shiozaki, T. Communication: An efficient algorithm for evaluating the Breit and spin–spin coupling integrals. *The Journal of Chemical Physics* **2013**, *138*, 111101.
- (52) Hackbusch, W.; Khoromskij, B. N. Low-rank Kronecker-product Approximation to Multi-dimensional Nonlocal Operators. Part I. Separable Approximation of Multivariate Functions. *Computing* **2006**, *76*, 177–202.
- (53) Dyall, K. G. Relativistic and nonrelativistic finite nucleus optimized double zeta basis sets for the 4p, 5p and 6p elements. *Theoretical Chemistry Accounts* **1998**, *99*, 366–371.

- (54) Dyall, K. G. Relativistic and nonrelativistic finite nucleus optimized triple-zeta basis sets for the 4 p, 5 p and 6 p elements. *Theoretical Chemistry Accounts* **2002**, *108*, 335–340.
- (55) Kramers, H. Theorie ga&&le de la rotation paramagnetique dans les cristaux. Proc. Royal Acad. Amsterdam. 1930; p 959.
- (56) Wigner, E. Über die Operation der Zeitumkehr in der Quantenmechanik, Gott. 1932.
- (57) Saue, T.; Jensen, H.-J. *personal communication* **1996**,
- (58) Visscher, L.; Dyall, K. DIRAC–FOCK ATOMIC ELECTRONIC STRUCTURE CALCULATIONS USING DIFFERENT NUCLEAR CHARGE DISTRIBUTIONS. *Atomic Data and Nuclear Data Tables* **1997**, *67*, 207–224.
- (59) Ishikawa, Y.; Quiney, H. M. On the use of an extended nucleus in Dirac–Fock Gaussian basis set calculations. *International Journal of Quantum Chemistry* **1987**, *32*, 523–532.
- (60) Visser, O.; Aerts, P.; Hegarty, D.; Nieuwpoort, W. The use of gaussian nuclear charge distributions for the calculation of relativistic electronic wavefunctions using basis set expansions. *Chemical Physics Letters* **1987**, *134*, 34–38.
- (61) Saue, T. Relativistic Hamiltonians for Chemistry: A Primer. *ChemPhysChem* **2011**, *12*, 3077–3094.
- (62) Jensen, S. R.; Saha, S.; Flores-Livas, J. A.; Huhn, W.; Blum, V.; Goedecker, S.; Frediani, L. The Elephant in the Room of Density Functional Theory Calculations. *The Journal of Physical Chemistry Letters* **2017**, *8*, 1449–1457.
- (63) Thierfelder, C.; Schwerdtfeger, P. Quantum electrodynamic corrections for the valence shell in heavy many-electron atoms. *Physical Review A* **2010**, *82*, 062503.

- (64) Halbert, L.; Vidal, M. L.; Shee, A.; Coriani, S.; Severo Pereira Gomes, A. Relativistic EOM-CCSD for Core-Excited and Core-Ionized State Energies Based on the Four-Component Dirac-Coulomb(-Gaunt) Hamiltonian. *Journal of Chemical Theory and Computation* **2021**, *17*, 3583–3598.
- (65) Boudjemia, N.; Jänkälä, K.; Gejo, T.; Nagaya, K.; Tamasaku, K.; Huttula, M.; Pincastelli, M. N.; Simon, M.; Oura, M. Deep core photoionization of iodine in CH₃I and CF₃I molecules: how deep down does the chemical shift reach? *Phys. Chem. Chem. Phys.* **2019**, *21*, 5448–5454.
- (66) Oura, M.; Gejo, T.; Nagaya, K.; Kohmura, Y.; Tamasaku, K.; Journal, L.; Pincastelli, M. N.; Simon, M. Hard x-ray photoelectron spectroscopy on heavy atoms and heavy-element containing molecules using synchrotron radiation up to 35 keV at SPring-8 undulator beamlines. *New Journal of Physics* **2019**, *21*, 043015.