

# Distill to Delete: Unlearning in Graph Networks with Knowledge Distillation

Yash Sinha<sup>1</sup>, Murari Mandal<sup>2</sup>, Mohan Kankanhalli<sup>1</sup>

<sup>1</sup>School of Computing, National University of Singapore

<sup>2</sup>School of Computer Engineering, KIIT Bhubaneswar, India

yashsinha@comp.nus.edu.sg, murari.mandal.ml@gmail.com, mohan@comp.nus.edu.sg

## Abstract

Graph unlearning has emerged as a pivotal method to delete information from a pre-trained graph neural network (GNN). One may delete nodes, a class of nodes, edges, or a class of edges. An unlearning method enables the GNN model to comply with data protection regulations (i.e., the right to be forgotten), adapt to evolving data distributions, and reduce the GPU-hours carbon footprint by avoiding repetitive retraining. Removing specific graph elements in graph data is challenging due to the inherent intricate relationships and neighborhood dependencies. Existing partitioning and aggregation-based methods have limitations due to their poor handling of local graph dependencies and additional overhead costs. More recently, GNNDELETE offered a model-agnostic approach that alleviates some of these issues. Our work takes a novel approach to address these challenges in graph unlearning through knowledge distillation, as it *distills to delete* in GNN (D2DGN). It is an efficient model-agnostic distillation framework where the complete graph knowledge is divided and marked for retention and deletion. It performs distillation with response-based soft targets and feature-based node embedding while minimizing KL divergence. The unlearned model effectively removes the influence of deleted graph elements while preserving knowledge about the retained graph elements. D2DGN surpasses the performance of existing methods when evaluated on various real-world graph datasets by up to 43.1% (AUC) in edge and node unlearning tasks. Other notable advantages include better efficiency, better performance in removing target elements, preservation of performance for the retained elements, and zero overhead costs. Notably, our D2DGN surpasses the state-of-the-art GNNDELETE in AUC by 2.4%, improves membership inference ratio by +1.3, requires  $10.2 \times 10^6$  fewer FLOPs per forward pass and up to  $3.2\times$  faster.

## 1 Introduction

Graph data are ubiquitous and pervasive in today’s data-driven world, capturing intricate relationships and dependencies among elements. Graphs represent the complex structures in various domains like social networks, biological systems, knowledge graphs, and recommendation systems (Hu et al. 2020). Graph neural networks (GNNs) are powerful tools for analyzing and processing graph-based information. Through applications in healthcare, natural language processing, financial systems, and transportation (Wu et al. 2020; Zhou et al. 2020), GNNs have showcased their

potential to discover valuable insights and enable technological advancements. However, like any other machine learning (ML) algorithm, GNNs also encode information about the training data. The recently introduced data protection regulations like GDPR (Voigt and Von dem Bussche 2017), CCPA (Goldman 2020), LGPD (Hoffmann and Vargas 2022) grant the individual data holder *the right to be forgotten*, allowing them to protect their private, sensitive, and identifying information. Machine unlearning algorithms facilitate such deletion of data upon request in an ML model (Nguyen et al. 2022). For graph data, graph unlearning has emerged as a pivotal method to delete information from an already trained GNN model.

In addition to legal compliance, graph unlearning has the potential to bring forth other advantages. It can enable the removal of biased, incomplete, or malicious data, thus promoting fairness and transparency. Moreover, it can facilitate the adaptation of models in evolving data distributions and changing trends. Most importantly, it can reduce the GPU-hours carbon footprint by avoiding repetitive retraining. However, designing an effective graph unlearning method presents several challenges that demand careful consideration as the elements in a graph structure share inherent intricate relationships and neighborhood dependencies.

**Background and Related Work:** The existing conventional unlearning methods (Bourtole et al. 2021) partition the graph dataset into multiple shards, breaking the graph structure, which leads to increased costs and sub-optimal performance (Chen et al. 2022; Wang, Huai, and Wang 2023). Performance in each shard suffers from insufficient training data and poor data heterogeneity. Additional strategies of preserving graph structure and aggregating performance of individual shards add high overhead costs affecting the training and inference procedure significantly (Koch and Soll 2023). The cost increases with the increasing number of shards (Ramezani et al. 2021).

As the graph elements share similar properties and features, the unlearned model may still have elements that implicitly encode deleted element’s features, potentially leading to privacy breaches (Olatunji, Nejdli, and Khosla 2021). Trying to overcome these issues may inadvertently undermine the performance of the retained elements due to a solid dependency on the deleted local graph neighborhoods. Striking a delicate balance between graph structure, privacy

preservation, and model performance has led to the design of various methods. Some methods tailor unlearning specifically for linear GNNs using techniques like ridge regression (Cong and Mahdavi 2022) or projection (Cong and Mahdavi 2023). Others approximate the learning process through influence functions (Wu et al. 2023a) or theoretical guarantees (Chien, Pan, and Milenkovic 2022, 2023; Wu et al. 2023b). However, these approaches are often GNN-specific, demand prior knowledge of the training procedure, and scale poorly with processing large unlearning requests. While strategies like sub-graph sampling enhance scalability, they introduce additional costs to the training and inference procedures. A model-agnostic graph unlearning method with minimal overhead costs and efficient in time compared to the retrained, or *gold* model is highly desired (Nguyen et al. 2022). More recently, GN-DELETE (Cheng et al. 2023) presents a model-agnostic approach that alleviates some of these issues. However, it introduces an additional deletion layer which incurs additional time and costs for model inference. The supplementary material delves into further details regarding the related work (Pan, Chien, and Milenkovic 2023; Chundawat et al. 2023b; Tarun et al. 2023a; Zhu, Li, and Hu 2023; Chundawat et al. 2023a; Dukler et al. 2023; Tarun et al. 2023b).

**Present Work.** Our work takes a novel approach to address the challenges mentioned above in graph unlearning through knowledge distillation as in we *distill to delete* in GNN, in short, D2DGN. To the best of our knowledge, this is the first attempt to unlearn GNN with distillation. The approach has three key aspects: distillation architecture, distillation measure, and knowledge type. D2DGN’s distillation architecture introduces two separators for distilling knowledge from the source model. The preserver, a pre-trained model, distills knowledge marked for retention. The destroyer, either a randomly initialized, untrained, or fully trained model, distills knowledge marked for deletion. D2DGN distills different knowledge types—response-based soft targets and feature-based node embeddings using distillation measures of Kullback-Leibler Divergence loss and Mean Squared Error loss, respectively. We evaluate our D2DGN on five real-world graph datasets with varied size and characteristics, where it outperforms the existing state-of-the-art methods in several aspects:

1. **Consistency:** D2DGN effectively deletes or unlearns the influence of elements marked for deletion. On the forget set, it achieves accuracy closest to the GOLD model, as close as  $\delta = 0.5\%$ . While GOLD model has an accuracy of 50.6%, D2DGN achieves 50.1%.
2. **Integrity:** D2DGN preserves the original performance of the model in the local vicinity of the unlearned element. It achieves accuracy closest to the GOLD model, as close as  $\delta = 0.6\%$ . While GOLD model has an accuracy of 96.4%, D2DGN achieves 95.8%. The previous state-of-the-art GNDELETE achieves 93.4%, while other baselines achieve upto 71%.
3. **Membership Privacy:** D2DGN outperforms all other baselines on membership inference (MI) attack (Olatunji, Nejdil, and Khosla 2021), highlighting its effectiveness in

preventing leakage of forgotten data. It improves the MI ratio by +1.3.

4. **Unlearning Cost & Inference Cost:** D2DGN has zero partitioning or aggregation overhead costs. It does not require prior knowledge of the training procedure or optimization techniques. Notably, D2DGN requires  $10.2 \times 10^6$  fewer FLOPs than GNDELETE per forward pass, making it lightweight and up to  $3.2\times$  faster.

## 2 Preliminaries

**Graph Unlearning.** Let  $\mathcal{D} = \{x_i, y_i\}_{i=1}^N$  represent a dataset of  $N$  samples, where for every  $i^{th}$  sample  $x_i \in \mathbb{R}$ , there is a corresponding output  $y_i \in \mathbb{R}$ . The aim is to forget a set of data points represented by  $\mathcal{D}_f$  while retaining another set of data points represented by  $\mathcal{D}_r$ . It holds that  $\mathcal{D}_r \cup \mathcal{D}_f = \mathcal{D}$  and  $\mathcal{D}_r \cap \mathcal{D}_f = \emptyset$ . Let  $M(\cdot; \varphi)$  be a model with parameters  $\varphi$ . Given an input  $x$ , the model’s output is  $M(x; \varphi)$ . For a machine learning algorithm  $A$ , it generates model parameters as  $\varphi = A(\mathcal{D})$ . A *gold model* is trained from scratch only on the retained set  $\mathcal{D}_r$ , denoted by  $\varphi_r = A(\mathcal{D}_r)$ . An unlearning algorithm  $U$  utilizes the original model  $\varphi$  and all or a subset of  $\mathcal{D}_r$  and  $\mathcal{D}_f$  to generate an unlearned model  $\varphi_u$ . Hence,

$$\varphi_u = U(\varphi, \mathcal{D}_r, \mathcal{D}_f). \quad (1)$$

Extending this in the context of graphs, let  $\mathcal{G} = (\mathcal{V}, \mathcal{E})$  represent an attributed graph, where  $\mathcal{E}$  denotes the set of  $|\mathcal{E}|$  edges, and  $\mathcal{V}$  refers to the set of  $|\mathcal{V}|$  nodes. Each vertex  $v \in \mathcal{V}$  is associated with a label denoted as  $y_v$ , and each edge  $e \in \mathcal{E}$  has an associated label  $y_e$ . For edge unlearning,  $\mathcal{D} = \{e_i, y_{e_i}\}_{i=1}^{|\mathcal{E}|}$ ,  $e_i \in \mathcal{E}$ . The set of edges marked for forgetting is  $\mathcal{D}_f = \mathcal{E}_f \subseteq \mathcal{E}$ , and the set of edges marked for retaining is  $\mathcal{D}_r = \mathcal{E}_r = \mathcal{E} \setminus \mathcal{E}_f$ . Similarly, for node unlearning,  $\mathcal{D} = \{v_i, y_{v_i}\}_{i=1}^{|\mathcal{V}|}$ ,  $v_i \in \mathcal{V}$ ,  $\mathcal{D}_f = \mathcal{V}_f \subseteq \mathcal{V}$  and  $\mathcal{D}_r = \mathcal{V}_r = \mathcal{V} \setminus \mathcal{V}_f$ .

**Problem Formulation.** Given an attributed graph dataset  $\mathcal{G}$  and a GNN model  $M(\cdot; \varphi)$ , devise an unlearning algorithm  $U$  that unlearns forget set  $\mathcal{D}_f$  to obtain an unlearned model  $M(\cdot; \varphi_u)$  with updated parameters  $\varphi_u = U(\varphi, \mathcal{D}_r, \mathcal{D}_f)$ , such that  $\varphi_u$  closely approximates the performance of the gold model:

$$P(M(x, \varphi_u) = y) \approx P(M(x, \varphi_r) = y), \quad \forall x \in \mathcal{D} \quad (2)$$

where  $P(X)$  denotes the probability distribution of any random variable  $X$ . Close approximation requires that the unlearned model possesses the following set of crucial properties:

**Consistency:** The unlearning algorithm  $U$  should effectively remove the influence of entities in  $\mathcal{D}_f$ . The parameters  $\varphi_u$  should lead to a probability distribution that closely aligns with the gold model’s probability distribution.  $P(M(x, \varphi_u) = y) - P(M(x, \varphi_r) = y) \leq \epsilon_f, \forall x \in \mathcal{D}_f$ . If  $\epsilon_f$  is high, the unlearning process is not very successful in reducing the influence of the forget set. The impact of the forget set still holds significant sway over the model’s predictions. Conversely, if  $\epsilon_f$  is low, it suggests a potential

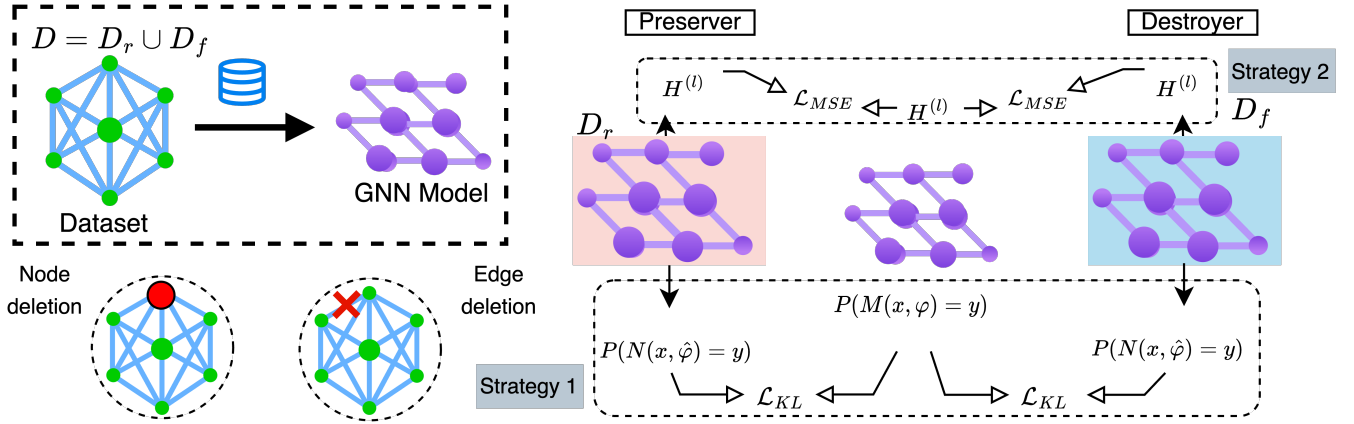


Figure 1: This figure illustrates the proposed method. The *GNN Model* is the original model trained on the complete data. The edge or node deletion requests are carried out as per the proposed D2DGN. We have shown Strategy 1 and Strategy 2 of our work here.

overfitting issue on the forget set due to extensive unlearning. The influence still exists, which the model uses to misclassify the forgotten set deliberately. So,  $\epsilon_f$  should tend to zero.

**Integrity:** Equally important is preserving knowledge from  $\mathcal{D}_r$ .  $P(M(x, \varphi_u) = y) - P(M(x, \varphi_r) = y) \leq \epsilon_r, \forall x \in \mathcal{D}_r$ . A high value of  $\epsilon_r$  indicates that model’s generalization is compromised, as it becomes excessively tailored to the specific traits of the retained set. On the other hand, if  $\epsilon_r$  is low, it indicates that the unlearning process has inadvertently led to the loss of characteristics of the retained set. So,  $\epsilon_r$  should tend to zero.

**Membership Privacy:** The unlearned model must refrain from inadvertently disclosing or leaking information regarding including specific data points in its training dataset. If the model’s predictions concerning membership achieve high accuracy, this could signal potential privacy vulnerabilities, suggesting that traces of the training data persist within the model even post-unlearning.

**Efficiency:** The unlearning process should be faster than retraining the model from scratch. The unlearning method should be lightweight and generic, agnostic to specific model architecture details. These qualities minimize prerequisites for training knowledge and optimization techniques while not necessarily requiring access to the complete training data.

### 3 Proposed Method

The proposed method D2DGN departs from vanilla knowledge distillation (Hinton, Vinyals, and Dean 2015) to facilitate effective graph unlearning. Since separating the graph entities present in retain and forget set is challenging due to their intricate relationships and dependencies, we introduce two models, or separators, that separate retained and deleted knowledge. The knowledge *preserver* aids in retaining the knowledge, preventing its loss during unlearning. Conversely, the knowledge *destroyer* aids in forgetting the targeted knowledge. D2DGN encompasses three key

aspects: distillation architecture, distillation measure, and knowledge type.

**Distillation architecture** is shown in Figure 1, which is composed of three key components: The *source* represents the larger, complex model for knowledge transfer. It is trained fully on the complete dataset by algorithm  $A$ ,  $M(\cdot, \varphi)$ , where  $\varphi = A(\mathcal{D})$ . It operates in training mode. Knowledge *preserver*,  $M(\cdot, \varphi^*)$ , aids to retain knowledge by supplying positive knowledge, or embeddings of connected nodes. It has the same model parameters as the source,  $\varphi^* = A(\mathcal{D})$ , but it acts in inference mode. Knowledge *destroyer* aids in forgetting targeted knowledge by either supplying neutral knowledge or negative knowledge. It acts in inference mode. Neutral knowledge refers to embeddings for connected nodes in the graph, but from a randomly initialized, untrained model,  $N(\cdot, \hat{\varphi})$ . Negative knowledge refers to embeddings of unconnected nodes in the trained model,  $N(\cdot, \bar{\varphi})$ . Finally, the *unlearned model* is the transformed state of the source after applying the preserver and destroyer. It is denoted with updated parameters as  $M(\cdot, \varphi_u)$ .

We propose unlearning algorithm D2DGN such that  $\varphi_u = \text{D2DGN}(\varphi, \varphi^*, \hat{\varphi}, \mathcal{D}_r, \mathcal{D}_f)$ . Notice that compared to Eq.1, it has two additional inputs,  $\varphi^*$  and  $\hat{\varphi}$ . To preserve knowledge D2DGN minimizes the loss between the source and preserver for the retain set  $\mathcal{D}_r$ .

$$\text{Loss}_r = \mathcal{L} \left( M(x; \varphi), M(x; \varphi^*) \right), \forall x \in \mathcal{D}_r \quad (3)$$

Similarly, to destroy targeted knowledge, D2DGN minimizes loss between the source and destroyer for the forget set  $\mathcal{D}_f$ . Two options exist.

$$\text{Loss}_f = \mathcal{L} \left( M(x; \varphi), N(x; \hat{\varphi}) \right), \forall x \in \mathcal{D}_f \quad (4)$$

$$\text{Loss}_f = \mathcal{L} \left( M(x; \varphi), N(x; \bar{\varphi}) \right), \forall x \in \mathcal{D}_f \quad (5)$$

where,  $\mathcal{L}$  represents the chosen distillation measure.

**Distillation measure** refers to the specific loss used to refine the knowledge of the source to unlearn. We explore two loss measures to achieve this: Kullback-Leibler Divergence (KL-Divergence) (Kullback and Leibler 1951) and Mean Squared Error (MSE). The KL divergence measures the similarity between two probability distributions. For two models  $M(\cdot, \varphi)$  and  $N(\cdot, \varphi')$ , the KL-divergence is defined by

$$\mathcal{L}_{\text{KL}}(M(\cdot; \varphi) \parallel N(\cdot; \varphi')) = E_{x \sim P(x)} \left[ \log \frac{P(M(x, \varphi) = y)}{P(N(x, \varphi') = y)} \right] \quad (6)$$

$\forall x \in \mathcal{D}$ . The Mean Squared Error (MSE) loss function between the two sets of node embeddings can be formally defined as follows:

$$\mathcal{L}_{\text{MSE}}(M(\cdot, \varphi), (N(\cdot, \varphi'))) = \sum_l \mathbf{I}_{\text{MSE}}(\mathbf{H}_M^{(l)}, \mathbf{H}_N^{(l)}) \quad (7)$$

where,  $\mathbf{H}_M^{(l)}$  and  $\mathbf{H}_N^{(l)}$  are the matrices of node embedding for models  $M(\cdot, \varphi)$  and  $N(\cdot, \varphi')$  at layer  $l$ , respectively. These measures evaluate the similarity between different knowledge types.

**Knowledge type** refers to the different forms in which the source  $M(\cdot, \varphi)$  stores knowledge, which can be distilled. *Response-based knowledge* involves capturing the neural response of the last output layer of the knowledge source. The main objective is to mimic the final predictions of the source directly. The knowledge source generates soft targets, representing probabilities that the input belongs to different classes. These probabilities can be estimated using the softmax function, as shown in Eq. 8.

$$p_{ui}^{(l)} = \frac{\exp(z_{ui}^{(l)}/T)}{\sum_{j=1}^C \exp(z_{uj}^{(l)}/T)} \quad (8)$$

where  $p_{ui}^{(l)}$  is the probability that node  $u$  belongs to class  $i$ ,  $T$  is the temperature parameter to control the sharpness of the probability distribution, and  $C$  is the number of classes. *Feature-based knowledge* involves capturing multiple levels of feature representations from the intermediate layers of the knowledge source. The primary objective is to directly match the feature activation of the knowledge source and the separator. D2DGN utilizes the node embedding to effectively capture essential structural information and patterns from the source. It modifies the GNN to extract embedding from all layers, rather than just the last layer, during the forward pass, i.e.,  $\mathbf{H}^{(1)}, \dots, \mathbf{H}^{(l)}$ , where  $l$  is the total number of layers in the GNN.

**Strategies.** We present three unlearning strategies combining the distillation architecture, knowledge type, and distillation measures. Overall, the unlearning objective is formulated in Eq.9 as follows:

$$\text{Loss} = \alpha \cdot \text{Loss}_r + (1 - \alpha) \cdot \text{Loss}_f \quad (9)$$

where  $\alpha$  is the regularization coefficient that balances the trade-off between the effects of the two separators.

*Strategy 1* employs response-based knowledge, utilizing soft targets for minimizing the Kullback-Leibler divergence

Table 1: Statistics of evaluated datasets

Dataset	#Nodes	#Edges
CiteSeer	3327	9104
Cora	19793	126842
CS	18333	163788
DBLP	17716	105734
PubMed	19717	88648

loss. The destroyer is  $N(\cdot, \hat{\varphi})$ .

$$\begin{aligned} \text{Loss} = & \alpha \cdot \mathcal{L}_{\text{KL}}(M(x; \varphi) \parallel M(x; \varphi^*)) \\ & + (1 - \alpha) \cdot \mathcal{L}_{\text{KL}}(M(x'; \varphi) \parallel N(x'; \hat{\varphi})) \end{aligned} \quad (10)$$

$, \forall x \in \mathcal{D}_r, \forall x' \in \mathcal{D}_f$

*Strategy 2* employs feature-based knowledge, utilizing the neutral knowledge minimized with MSE. The destroyer is  $N(\cdot, \hat{\varphi})$ . *Strategy 3* is the same as Strategy 2 but uses negative knowledge  $N(\cdot, \bar{\varphi})$  as the destroyer.

$$\begin{aligned} \text{Loss} = & \alpha \cdot \mathcal{L}_{\text{MSE}}(M(x, \varphi), (M(x, \varphi^*))) \\ & + (1 - \alpha) \cdot \mathcal{L}_{\text{MSE}}(M(x', \varphi), (N(x', \hat{\varphi}))) \end{aligned} \quad (11)$$

$, \forall x \in \mathcal{D}_r, \forall x' \in \mathcal{D}_f$

$$\begin{aligned} \text{Loss} = & \alpha \cdot \mathcal{L}_{\text{MSE}}(M(x, \varphi), (M(x, \varphi^*))) \\ & + (1 - \alpha) \cdot \mathcal{L}_{\text{MSE}}(M(x', \varphi), (N(x', \bar{\varphi}))) \end{aligned} \quad (12)$$

$, \forall x \in \mathcal{D}_r, \forall x' \in \mathcal{D}_f$

## 4 Experimental Setup

All the experiments are performed on 4x NVIDIA RTX2080 (32GB). We show the outcome of *Strategy 1* in results, while a comprehensive comparison of the different strategies is provided in ablation studies. The regularization coefficient  $\alpha$  in Eq. 9 is set to 0.5 in all experiments. We use the identical settings as in the case of GNNDELETE and present their results exactly as reported in their paper.

**Datasets.** We evaluate D2DGN on several datasets: CiteSeer (Yang, Cohen, and Salakhudinov 2016), Cora (Yang, Cohen, and Salakhudinov 2016), CS (Shchur et al. 2018), DBLP (Fu et al. 2020), and PubMed (Yang, Cohen, and Salakhudinov 2016). The specific details of each dataset are presented in Table 1.

**GNN Architectures Used.** We comprehensively evaluate the flexibility and effectiveness of D2DGN by testing it on three distinct GNN architectures. Specifically, we evaluate our approach on Graph Convolutional Networks (GCN) (Kipf and Welling 2016), Graph Attention Networks (GAT) (Veličković et al. 2017), and Graph Isomorphism Networks (GIN) (Xu et al. 2019).

**Baselines and State-of-the-art.** The GOLD model assumes a central role among the baseline methods. It serves

Table 2: AUC results for link prediction when unlearning 2.5% edges  $\mathcal{E}_f = \mathcal{E}_{f,IN}$  on DBLP dataset. The closest method to GOLD model is marked in **bold**, and the second closest is underlined. ‘-’ denotes that method does not apply to those GNNs.

Model	GCN		GAT		GIN	
	$\mathcal{E}_r$	$\mathcal{E}_f$	$\mathcal{E}_r$	$\mathcal{E}_f$	$\mathcal{E}_r$	$\mathcal{E}_f$
GOLD	0.964 $\pm$ 0.003	0.506 $\pm$ 0.013	0.956 $\pm$ 0.002	0.525 $\pm$ 0.012	0.931 $\pm$ 0.005	0.581 $\pm$ 0.014
GRADASCENT	0.555 $\pm$ 0.066	0.594 $\pm$ 0.063	0.501 $\pm$ 0.020	0.700 $\pm$ 0.025	0.524 $\pm$ 0.017	<u>0.502 <math>\pm</math> 0.002</u>
D2D	0.500 $\pm$ 0.000	<u>0.500 <math>\pm</math> 0.000</u>	0.500 $\pm$ 0.000	<u>0.500 <math>\pm</math> 0.000</u>	0.500 $\pm$ 0.000	<u>0.500 <math>\pm</math> 0.000</u>
GRAPHERASER	0.527 $\pm$ 0.002	<u>0.500 <math>\pm</math> 0.000</u>	0.538 $\pm$ 0.013	<u>0.500 <math>\pm</math> 0.000</u>	0.517 $\pm$ 0.009	0.500 $\pm$ 0.000
GRAPHEDITOR	0.776 $\pm$ 0.025	0.432 $\pm$ 0.009	-	-	-	-
CERTUNLEARN	0.718 $\pm$ 0.032	0.475 $\pm$ 0.011	-	-	-	-
GNNDELETE	0.934 $\pm$ 0.002	0.748 $\pm$ 0.006	0.914 $\pm$ 0.007	0.774 $\pm$ 0.015	0.897 $\pm$ 0.006	0.740 $\pm$ 0.015
D2DGN ( <i>Ours</i> )	<b>0.958 <math>\pm</math> 0.009</b>	<b>0.501 <math>\pm</math> 0.103</b>	<b>0.939 <math>\pm</math> 0.019</b>	<b>0.534 <math>\pm</math> 0.010</b>	<b>0.937 <math>\pm</math> 0.014</b>	<b>0.541 <math>\pm</math> 0.011</b>

Table 3: MI Ratio( $\uparrow$ ) results for link prediction when unlearning 2.5% edges  $\mathcal{E}_f = \mathcal{E}_{f,IN}$  on DBLP dataset. The best method is marked in **bold**, and the second best is underlined.

Model	GCN	GAT	GIN
GOLD	1.255 $\pm$ 0.207	1.223 $\pm$ 0.151	1.200 $\pm$ 0.177
GRADASCENT	1.180 $\pm$ 0.061	1.112 $\pm$ 0.109	1.123 $\pm$ 0.103
D2D	1.264 $\pm$ 0.061	1.112 $\pm$ 0.109	1.123 $\pm$ 0.103
GRAPHERASER	1.101 $\pm$ 0.032	1.264 $\pm$ 0.000	<u>1.264 <math>\pm</math> 0.000</u>
GRAPHEDITOR	1.189 $\pm$ 0.193	1.189 $\pm$ 0.104	1.071 $\pm$ 0.113
CERTUNLEARN	1.103 $\pm$ 0.087	1.103 $\pm$ 0.087	1.103 $\pm$ 0.193
GNNDELETE	<u>1.266 <math>\pm</math> 0.106</u>	<u>1.338 <math>\pm</math> 0.122</u>	1.254 $\pm$ 0.159
D2DGN ( <i>Ours</i> )	<b>2.531 <math>\pm</math> 0.163</b>	<b>1.715 <math>\pm</math> 0.108</b>	<b>8.485 <math>\pm</math> 0.181</b>

as a benchmark by being trained exclusively on the retained set from scratch, against which the performance of the unlearned model is measured. Any other unlearned model is expected to closely approximate the GOLD model’s performance. Furthermore, our evaluation encompasses six additional baseline methods: GRADASCENT employs gradient ascent on edge features using the cross-entropy loss, iteratively updating the model’s parameters. D2D Descent-to-delete (Neel, Roth, and Sharifi-Malvajerdi 2021) handles deletion requests sequentially using convex optimization and reservoir sampling. GRAPHERASER uses partitioning a aggregation-based methods with optimizers to extend SISA (Bourtole et al. 2021) for graphs. GRAPHEDITOR (Cong and Mahdavi 2022) is an approach that unlearns linear GNN models through fine-tuning based on a closed-form solution. CERTUNLEARN (Chien, Pan, and Milenkovic 2022) introduces a certified unlearning technique for linear GNNs. GNNDELETE (Cheng et al. 2023) introduces a layer-wise deletion operator that removes the influence of deleted nodes and edges from model weights and neighboring representations while preserving the remaining knowledge.

**Evaluation Metrics.** We employ a diverse set of evaluation metrics to comprehensively assess the performance of D2DGN.

*AUC on the Forget set  $\mathcal{D}_f$*  measures how consistently the unlearned models can differentiate deleted elements (in  $\mathcal{D}_f$ ) from the remaining elements (in  $\mathcal{D}_r$ ). To calculate the area under the curve, we factor in the total count of the deleted elements within  $\mathcal{D}_f$ , and in the equal count, we sample re-

tained elements from  $\mathcal{D}_r$ . Subsequently, we assign a label of 0 to the deleted elements and 1 to the retained elements. Values closer to the GOLD model signify better unlearning *consistency*, i.e., effectiveness in reducing the influence of deleted elements.

*AUC on the Retain set  $\mathcal{D}_r$*  measures the prediction performance of the unlearned models. Values closer to the GOLD model signify better unlearning *integrity*, i.e., effectiveness in preserving the knowledge about retained elements.

*Membership Inference (MI) Ratio* measures the effectiveness of an MI attack (Olatunji, Nejdil, and Khosla 2021) to ensure that the unlearned model does not inadvertently leak information about the deleted data. It measures the ratio of the probability of presence for  $\mathcal{D}_f$  before and after the unlearning process. Ratio exceeding 1 denotes lower information about  $\mathcal{D}_f$  is retained, i.e., better *membership privacy*. Conversely, if the ratio falls below 1, the model retains more information about  $\mathcal{D}_f$ .

*Unlearning Cost* measures the cost of unlearning in the GNN. We present *unlearning time*, representing the duration required for the unlearning process in a model.

*Inference Cost* evaluates the overhead of the unlearning method on both training and inference stages of the original model. We quantify this impact by reporting the number of floating-point operations (FLOPs) executed by the unlearned model per forward pass.

**Sampling strategies.** We use two strategies for sampling edges in forget set  $\mathcal{E}_f$ . When  $\mathcal{E}_f = \mathcal{E}_{f,IN}$ , edges are sampled within the 2-hop enclosing sub-graph of  $\mathcal{E}_r$ . Conversely, when  $\mathcal{E}_f = \mathcal{E}_{f,OUT}$ , edges are sampled outside the 2-hop enclosing sub-graph of  $\mathcal{E}_r$ .

## 5 Results

### Comparison with SOTA on GNN Architectures

**Integrity:** We conduct a comparative analysis of D2DGN against a range of state-of-the-art methods. Table 2 presents the results for AUC performance. On the retain set  $\mathcal{D}_r$ , D2DGN consistently achieves performance levels closest to the GOLD model on the retain set  $\mathcal{D}_r$ , outperforming GRAPHERASER, GRAPHEDITOR, CERTUNLEARN, and GNNDELETE by 43.1%, 18.2%, 24.0%, and 2.4%, respectively in GCN. Similarly, it outperforms other baselines across

Table 4: AUC performance on link prediction when unlearning 2.5% edges  $\mathcal{E}_f = \mathcal{E}_{f,IN}$  and  $\mathcal{E}_{f,OUT}$  across multiple datasets: CiteSeer (Yang, Cohen, and Salakhudinov 2016), Cora (Yang, Cohen, and Salakhudinov 2016), CS (Shchur et al. 2018), DBLP (Fu et al. 2020), and PubMed (Yang, Cohen, and Salakhudinov 2016). The closest method to GOLD model is marked in **bold**.

Dataset	GOLD		GNNDDELETE		D2DGN		GOLD		GNNDDELETE		D2DGN	
	$\mathcal{E}_{r,IN}$	$\mathcal{E}_{f,IN}$	$\mathcal{E}_{r,IN}$	$\mathcal{E}_{f,IN}$	$\mathcal{E}_{r,IN}$	$\mathcal{E}_{f,IN}$	$\mathcal{E}_{r,OUT}$	$\mathcal{E}_{f,OUT}$	$\mathcal{E}_{r,OUT}$	$\mathcal{E}_{f,OUT}$	$\mathcal{E}_{r,OUT}$	$\mathcal{E}_{f,OUT}$
CiteSeer	0.951	0.522	0.926	0.717	<b>0.937</b>	<b>0.387</b>	0.938	0.706	0.951	0.896	<b>0.936</b>	<b>0.578</b>
Cora	0.966	0.520	0.925	0.716	<b>0.964</b>	<b>0.511</b>	0.966	0.790	0.953	0.912	<b>0.964</b>	<b>0.755</b>
CS	0.968	0.545	0.941	0.731	<b>0.965</b>	<b>0.533</b>	0.968	0.767	0.951	0.897	<b>0.967</b>	<b>0.732</b>
DBLP	0.964	0.506	0.934	0.748	<b>0.958</b>	<b>0.501</b>	0.965	0.777	0.957	0.892	<b>0.965</b>	<b>0.734</b>
PubMed	0.968	0.499	0.920	0.739	<b>0.969</b>	<b>0.525</b>	0.967	0.696	0.954	0.909	<b>0.969</b>	<b>0.666</b>

GNN architectures like GAT and GIN. These results substantiate that D2DGN achieves the *best integrity*, preserving critical knowledge through the unlearning process.

**Consistency:** On the forget set  $\mathcal{D}_f$ , D2DGN achieves performance levels closest to the GOLD model as close as  $\delta = 0.1\%$  outperforming GRAPHERASER, GRAPHEDITOR, CERTUNLEARN, and GNNDDELETE which achieve  $\delta = 0.6\%$ ,  $7.4\%$ ,  $3.1\%$ , and  $24.2\%$ , respectively in GCN. Similar results follow for GAT and GIN. These results substantiate that D2DGN achieves the *best consistency*, effectively removing knowledge through unlearning.

GRAPHERASER cannot capture the inherent intricate relationships and neighborhood dependencies since the graph structure is broken into shards and overfits specific shards. GRAPHEDITOR and CERTUNLEARN, constrained by their linear architectures, are not as effective. DESCENT-TO-DELETE and GRADASCENT adjust the model parameters equally and do not adapt to the removal of specific data, thus losing their ability to unlearn.

It is intriguing to note that GNNDDELETE achieves an AUC significantly higher, seemingly better than even the GOLD model. However, an overly elevated or diminished AUC may imply the potential presence of overfitting issues due to extensive unlearning. The influences from the forgotten set within the model persist, reconfirmed by the results of the Membership Inference Attack.

**MI Ratio:** Table 3 shows that D2DGN outperforms all other baselines on MI Ratio, highlighting its effectiveness in preventing leakage of forgotten data. It improves on baselines textscGraphEraser, GRAPHEDITOR, CERTUNLEARN, and GNNDDELETE by  $+1.43$ ,  $+1.34$ ,  $+1.42$ , and  $+1.26$ , respectively on GCN. Similarly, it outperforms other baselines across other GNN architectures. These results substantiate that D2DGN achieves the *best membership privacy*, preventing leakage of forgotten data amidst the unlearning process.

### Comparison with SOTA on Different Datasets

Table 4 presents a performance of D2DGN’s performance across various datasets. While the datasets themselves differ significantly in terms of the number of nodes and edges, D2DGN consistently showcases its effectiveness in unlearning across this wide spectrum of graph sizes and differing graph characteristics. Further, the results highlight the superiority of D2DGN over GNNDDELETE for both the edge

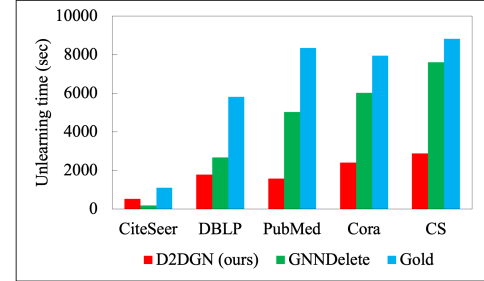


Figure 2: Unlearning time comparison of our method with existing SOTA and Gold model for various datasets. *Lower is better*.

sampling strategies,  $\mathcal{E}_{f,IN}$  and  $\mathcal{E}_{f,OUT}$ . Unlearning  $\mathcal{E}_{f,IN}$ , which pertains to the edges within the 2-hop enclosing sub-graph of  $\mathcal{E}_r$ , is challenging due to the intricate inter dependencies within the local neighborhood.

### Efficiency Analysis

**Unlearning time** comparison of our method with existing methods is shown in Figure 2. D2DGN demonstrates a remarkable speed advantage, being up to  $5.3\times$  faster than the GOLD model. This is observed for all datasets with varying graph sizes and characteristics. Specifically, it is faster on datasets CiteSeer, DBLP, PubMed, Cora and CS by  $2.1\times$ ,  $3.2\times$ ,  $5.3\times$ ,  $3.2\times$  and  $3.0\times$  respectively. It is even faster than the existing state-of-the-art method GNNDDELETE for all datasets except for very small datasets like CiteSeer. Specifically, it is faster on datasets DBLP, PubMed, Cora and CS by  $1.4\times$ ,  $3.2\times$ ,  $2.5\times$ , and  $2.6\times$  respectively.

**Inference cost.** We present FLOPs (floating-point operations) per forward pass, for comparing inference cost in Figure 3. GNNDDELETE adds a deletion layer, increasing computational overhead. In contrast, D2DGN uses standard GCN architecture, avoiding extra unlearning costs. For example, in DBLP dataset with 17k nodes and 100k edges, D2DGN has about  $5.20 \times 1e9$  FLOPs per forward pass, while GNNDDELETE has  $5.21 \times 1e9$  FLOPs ( $10.2 \times 1e6$  additional FLOPs). Cumulatively, this impacts multiple passes and epochs significantly. Others like GRAPHERASER, incur even higher overhead due to partitioning and aggregation.



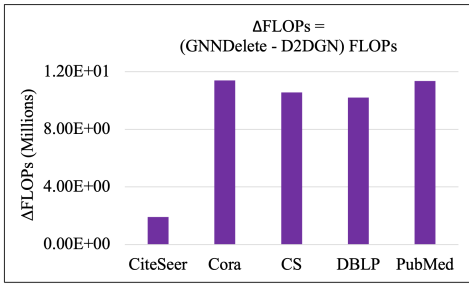


Figure 3: Difference in FLOPs between D2DGN and GN-DELETE for various datasets.

## Ablation Studies

**Comparison across strategies** We compare the three strategies of D2DGN in Table 5 across AUC on retain and forget set, MI Ratio values for. *Strategies 2 and 3* achieve marginally closer AUC to the GOLD model. Their strategy preserves node-level features and embeddings, potentially improving link prediction performance by preserving structural information and local relationships. However, they may also retain more information about the deleted set, as indicated by their lower MI Ratios. *Strategy 1* seems better for preventing membership inference attacks because it focuses on preserving the probabilistic distribution of the model’s predictions rather than trying to match exact predictions. Unlike *Strategy 2*, where two separate models: pre-trained and randomly initialized are employed, *Strategy 3*’s use of a single pre-trained model for both positive and negative knowledge accelerates the unlearning process.

Table 5: AUC results for link prediction when unlearning 2.5% edges  $\mathcal{E}_f = \mathcal{E}_{f,IN}$  on DBLP dataset. The closest method to GOLD model is marked in **bold**.

Model	GCN			Unlearn time (sec)
	$\mathcal{E}_r$	$\mathcal{E}_f$	MI Ratio	
GOLD	0.964 ± 0.003	0.506 ± 0.013	1.255 ± 0.207	5813
Strategy 1	0.958 ± 0.009	0.501 ± 0.103	<b>2.531 ± 0.163</b>	2573
Strategy 2	<b>0.967 ± 0.012</b>	0.507 ± 0.013	1.142 ± 0.152	2202
Strategy 3	<b>0.967 ± 0.015</b>	0.507 ± 0.019	1.138 ± 0.108	1691

**Sensitivity of AUC to learning rate** Table 6 presents the AUC of D2DGN using different learning rates. A high learning rate can lead to erratic updates to the model’s parameters, making it difficult for the unlearned model to preserve knowledge. But such updates can move away the model from the undesired knowledge space more rapidly. Hence, the effect on  $\mathcal{E}_f$  is not as pronounced. Thus, AUC may not be a reliable metric for evaluating unlearning in all cases. The model may still have the influences of the forgotten set, which can be detected using a more robust metric like a membership inference attack.

## 6 Conclusions

This paper presents a novel approach to graph unlearning using knowledge distillation. It effectively tackles the

Table 6: Sensitivity of AUC to learning rate.

Learning rate	$\mathcal{E}_r$	$\mathcal{E}_f$
0.001	0.9657	0.5047
0.005	0.8531	0.4115
0.01	0.7177	0.4194
0.1	0.7396	0.4215
1	0.7204	0.5165
10	0.7471	0.5095

issues of poor handling of local graph dependencies and overhead costs in the existing literature. Our efficient and model-agnostic distillation method employs response-based soft targets and feature-based node embedding for distillation while minimizing the KL divergence. Through a comprehensive series of experiments on diverse benchmark datasets, we showcase that the unlearned model successfully eradicates the influence of deleted graph elements while preserving the knowledge of retained ones. The method’s robustness is further confirmed by membership inference attack metrics, highlighting its ability to prevent information leakage. Furthermore, the method is remarkably faster than the best available existing method. Future work includes evaluating the performance of D2DGN on a time-evolving dataset and unlearning in a federated learning setup.

## Acknowledgment

This research/project is supported by the National Research Foundation, Singapore under its Strategic Capability Research Centres Funding Initiative. Any opinions, findings and conclusions or recommendations expressed in this material are those of the author(s) and do not reflect the views of National Research Foundation, Singapore.

## References

- Bourtole, L.; Chandrasekaran, V.; Choquette-Choo, C. A.; Jia, H.; Travers, A.; Zhang, B.; Lie, D.; and Papernot, N. 2021. Machine Unlearning. In *2021 IEEE Symposium on Security and Privacy (SP)*, 141–159.
- Chen, M.; Zhang, Z.; Wang, T.; Backes, M.; Humbert, M.; and Zhang, Y. 2022. Graph unlearning. In *Proceedings of the 2022 ACM SIGSAC Conference on Computer and Communications Security*, 499–513.
- Cheng, J.; Dasoulas, G.; He, H.; Agarwal, C.; and Zitnik, M. 2023. GNNDelete: A General Strategy for Unlearning in Graph Neural Networks.
- Chien, E.; Pan, C.; and Milenkovic, O. 2022. Certified Graph Unlearning. In *NeurIPS 2022 Workshop: New Frontiers in Graph Learning*.
- Chien, E.; Pan, C.; and Milenkovic, O. 2023. Efficient Model Updates for Approximate Unlearning of Graph-Structured Data. In *International Conference on Learning Representations*.
- Chundawat, V. S.; Tarun, A. K.; Mandal, M.; and Kankanhalli, M. 2023a. Can bad teaching induce forgetting? unlearning in deep networks using an incompetent teacher. In *Proceedings of the AAAI Conference on Artificial Intelligence*, volume 37, 7210–7217.

- Chundawat, V. S.; Tarun, A. K.; Mandal, M.; and Kankanhalli, M. 2023b. Zero-shot machine unlearning. *IEEE Transactions on Information Forensics and Security*.
- Cong, W.; and Mahdavi, M. 2022. GraphEditor: An Efficient Graph Representation Learning and Unlearning Approach.
- Cong, W.; and Mahdavi, M. 2023. Efficiently Forgetting What You Have Learned in Graph Representation Learning via Projection. In *International Conference on Artificial Intelligence and Statistics*, 6674–6703. PMLR.
- Dukler, Y.; Bowman, B.; Achille, A.; Golatkar, A.; Swaminathan, A.; and Soatto, S. 2023. Safe: Machine unlearning with shard graphs. *arXiv preprint arXiv:2304.13169*.
- Fu, X.; Zhang, J.; Meng, Z.; and King, I. 2020. Magnn: Metapath aggregated graph neural network for heterogeneous graph embedding. In *Proceedings of The Web Conference 2020*, 2331–2341.
- Goldman, E. 2020. An Introduction to the California Consumer Privacy Act (CCPA). *Santa Clara Univ. Legal Studies Research Paper*.
- Gou, J.; Yu, B.; Maybank, S. J.; and Tao, D. 2021. Knowledge distillation: A survey. *International Journal of Computer Vision*, 129: 1789–1819.
- Hinton, G.; Vinyals, O.; and Dean, J. 2015. Distilling the knowledge in a neural network. *arXiv preprint arXiv:1503.02531*.
- Hoffmann, T.; and Vargas, P. L. P. d. M. 2022. LGPD Et Al.—Report on the Law of Data Disclosure in Brazil. *University Of Passau Irdg Research Paper Series*, (22-06).
- Hu, W.; Fey, M.; Zitnik, M.; Dong, Y.; Ren, H.; Liu, B.; Catasta, M.; and Leskovec, J. 2020. Open graph benchmark: Datasets for machine learning on graphs. *Advances in neural information processing systems*, 33: 22118–22133.
- Kipf, T. N.; and Welling, M. 2016. Semi-Supervised Classification with Graph Convolutional Networks. In *International Conference on Learning Representations*.
- Koch, K.; and Soll, M. 2023. No Matter How You Slice It: Machine Unlearning with SISA Comes at the Expense of Minority Classes. In *2023 IEEE Conference on Secure and Trustworthy Machine Learning (SaTML)*, 622–637.
- Neel, S.; Roth, A.; and Sharifi-Malvajerdi, S. 2021. Descent-to-delete: Gradient-based methods for machine unlearning. In *Algorithmic Learning Theory*, 931–962. PMLR.
- Nguyen, T. T.; Huynh, T. T.; Nguyen, P. L.; Liew, A. W.-C.; Yin, H.; and Nguyen, Q. V. H. 2022. A survey of machine unlearning. *arXiv preprint arXiv:2209.02299*.
- Olatunji, I. E.; Nejd, W.; and Khosla, M. 2021. Membership inference attack on graph neural networks. In *2021 Third IEEE International Conference on Trust, Privacy and Security in Intelligent Systems and Applications (TPS-ISA)*, 11–20. IEEE.
- Pan, C.; Chien, E.; and Milenkovic, O. 2023. Unlearning Graph Classifiers with Limited Data Resources. In *Proceedings of the ACM Web Conference 2023*, 716–726.
- Papernot, N.; McDaniel, P.; Wu, X.; Jha, S.; and Swami, A. 2016. Distillation as a defense to adversarial perturbations against deep neural networks. In *2016 IEEE symposium on security and privacy (SP)*, 582–597. IEEE.
- Ramezani, M.; Cong, W.; Mahdavi, M.; Kandemir, M. T.; and Sivasubramaniam, A. 2021. Learn locally, correct globally: A distributed algorithm for training graph neural networks. *arXiv preprint arXiv:2111.08202*.
- Shchur, O.; Mumme, M.; Bojchevski, A.; and Günnemann, S. 2018. Pitfalls of graph neural network evaluation. *arXiv preprint arXiv:1811.05868*.
- Tarun, A. K.; Chundawat, V. S.; Mandal, M.; and Kankanhalli, M. 2023a. Deep regression unlearning. In *International Conference on Machine Learning*, 33921–33939. PMLR.
- Tarun, A. K.; Chundawat, V. S.; Mandal, M.; and Kankanhalli, M. 2023b. Fast Yet Effective Machine Unlearning. *IEEE Transactions on Neural Networks and Learning Systems*.
- Veličković, P.; Cucurull, G.; Casanova, A.; Romero, A.; Lio, P.; and Bengio, Y. 2017. Graph attention networks. *stat*, 1050(20): 10–48550.
- Voigt, P.; and Von dem Bussche, A. 2017. The eu general data protection regulation (gdpr). *A Practical Guide, 1st Ed., Cham: Springer International Publishing*.
- Wang, C.-L.; Huai, M.; and Wang, D. 2023. Inductive Graph Unlearning. In *USENIX Security Symposium*.
- Wang, J.; Bao, W.; Sun, L.; Zhu, X.; Cao, B.; and Philip, S. Y. 2019. Private model compression via knowledge distillation. In *Proceedings of the AAAI Conference on Artificial Intelligence*, volume 33, 1190–1197.
- Wang, L.; and Yoon, K.-J. 2021. Knowledge distillation and student-teacher learning for visual intelligence: A review and new outlooks. *IEEE transactions on pattern analysis and machine intelligence*, 44(6): 3048–3068.
- Wu, J.; Yang, Y.; Qian, Y.; Sui, Y.; Wang, X.; and He, X. 2023a. GIF: A General Graph Unlearning Strategy via Influence Function. In *Proceedings of the ACM Web Conference 2023*, 651–661.
- Wu, K.; Shen, J.; Ning, Y.; Wang, T.; and Wang, W. H. 2023b. Certified Edge Unlearning for Graph Neural Networks. In *Proceedings of the 29th ACM SIGKDD Conference on Knowledge Discovery and Data Mining*, 2606–2617.
- Wu, Z.; Pan, S.; Chen, F.; Long, G.; Zhang, C.; and Philip, S. Y. 2020. A comprehensive survey on graph neural networks. *IEEE transactions on neural networks and learning systems*, 32(1): 4–24.
- Xu, K.; Hu, W.; Leskovec, J.; and Jegelka, S. 2019. How Powerful are Graph Neural Networks? In *International Conference on Learning Representations*.
- Yang, Z.; Cohen, W.; and Salakhudinov, R. 2016. Revisiting semi-supervised learning with graph embeddings. In *International conference on machine learning*, 40–48. PMLR.
- Zhou, J.; Cui, G.; Hu, S.; Zhang, Z.; Yang, C.; Liu, Z.; Wang, L.; Li, C.; and Sun, M. 2020. Graph neural networks: A review of methods and applications. *AI open*, 1: 57–81.
- Zhu, X.; Li, G.; and Hu, W. 2023. Heterogeneous federated knowledge graph embedding learning and unlearning. In *Proceedings of the ACM Web Conference 2023*, 2444–2454.



## Appendix

### A Additional Results

In addition to the results presented on different GNN architectures namely, GCN (Kipf and Welling 2016), GAT (Veličković et al. 2017) and GIN (Xu et al. 2019). We also evaluate various datasets, each having different sizes and characteristics. Specifically, we examine PubMed (Yang, Cohen, and Salakhudinov 2016), Cora (Yang, Cohen, and Salakhudinov 2016) and DBLP (Fu et al. 2020) using two different edge sampling strategies  $\mathcal{E}_f = \mathcal{E}_{f,IN}$  and  $\mathcal{E}_f = \mathcal{E}_{f,OUT}$  and systematically vary the removal ratios to levels of 0.5%, 2.5% and 5.0%.

#### PubMed

The outcomes of the unlearning process involving 0.5%, 2.5%, and 5.0% edge samples from the 2-hop enclosing sub-graph of  $\mathcal{E}_r$  are systematically detailed in Table 7. The performance of D2DGN surpasses that of existing methodologies in terms of AUC results for the preserved edge set  $\mathcal{E}_r$ . This underscores D2DGN’s *integrity* in retaining knowledge throughout the unlearning procedure across all three GNN architectures. In many instances, the D2DGN’s AUC is proximate to that of the GOLD model. It surpasses the previous state-of-the-art GNNDELETE by up to 4.9%. Furthermore, D2DGN effectively minimizes the impact of edges within the forget set  $\mathcal{E}_f$  for a significant proportion of cases, highlighting its substantial *consistency*, particularly under higher edge unlearning ratios. While GRADASCENT and GRAPHERASER exhibit relatively better outcomes in certain scenarios, their overall knowledge preservation capability is markedly inadequate for meaningful comparison.

The results pertaining to the unlearning of edges beyond the 2-hop enclosing sub-graph of  $\mathcal{E}_r$  are systematically outlined in Table 8. In this relatively easier scenario, D2DGN consistently outperforms all preceding methodologies across varied unlearning ratios and diverse GNN architectures. This demonstrates that D2DGN is effective for unlearning in various removal ratios.

#### Cora

As we shift our focus to the Cora dataset, the findings presented in Tables 9 and 10 echo the trends observed in the PubMed dataset. The enhanced performance of D2DGN in terms of both *integrity* and *consistency* reaffirms its effectiveness in different scenarios, unlearning ratios, and GNN architectures. Notably, D2DGN’s AUC is notably proximate to that of the GOLD model in all instances for the retained set.

#### DBLP

The results obtained from the DBLP dataset reinforce the effectiveness of D2DGN in unlearning edges. The findings, detailed in Tables 11 and 12, echo the trends observed in the previous datasets. Once again, D2DGN excels in maintaining *integrity* by consistently achieving AUC scores that are remarkably close to those of the GOLD model for the retained set.

Overall, the results obtained across different datasets and GNN architectures underline its potential as a valuable tool for unlearning in graph neural networks.

### B Related Work

#### Machine Unlearning in Graph Networks

Prior works on graph unlearning (Table 13) can be broadly categorized into the following categories.

**Sharding and aggregation-based methods** Applying SISA (Bourtoule et al. 2021) directly to graph data can destroy the graph’s structural information and diminish model performance. To address this, GRAPHERASER (Chen et al. 2022) uses two sharding algorithms that preserve the graph structure and node features, respectively. The first algorithm leverages community detection to partition the graph into shards while retaining its structural characteristics. The second algorithm transforms node features into embedding vectors, safeguarding their information. Additionally, a learnable aggregator combines the predictions of these shard models to enhance the significance of individual shards, contributing to the final model’s performance. GUIDE (Wang, Huai, and Wang 2023) extends GRAPHERASER from transductive to inductive graph settings. In the inductive context, where the graph can evolve, and test graph information remains concealed during training, the sharding algorithm incorporates sub-graph repairing to restore lost information. Furthermore, an enhanced similarity-based aggregator independently calculates the importance score of each shard.

These methods are unsuited for graph datasets for various reasons. Sharding disrupts the graph structure, leading to the loss of intricate relationships and dependencies. Poor data heterogeneity and insufficient training samples within each shard result in a notable degradation of GNN performance (Koch and Soll 2023). Sharding adds additional computational costs to the training step, which escalate with the number of shards (Ramezani et al. 2021), necessitating additional hyper-parameter tuning. The inference step requires aggregation methods based on the shard’s importance score, affecting its performance and elevating costs further. These methods can only work if they have complete training data, prior knowledge about the training procedure, optimizations used, and more.

**Model-intrinsic methods.** To address the overhead costs associated with sharding and aggregation, these methods propose unlearning tailored to specific GNNs. GRAPHEDITOR (Cong and Mahdavi 2022) achieves closed-form computation of the influence of deleted nodes using ridge regression, ensuring precise unlearning through theoretical guarantees. The exact unlearning method is versatile, accommodating scenarios like node and edge updates and introducing sub-graph sampling to manage scalability concerns. The authors extend it to GRAPHPROJECTOR (Cong and Mahdavi 2023) to unlearn node features by projecting the weight parameters of the pre-trained model onto a subspace that is irrelevant to the features of the nodes to be forgotten.

Since these methods are often designed with specific

Table 7: AUC results for link prediction when unlearning 0.5%, 2.5% and 5.0% edges  $\mathcal{E}_f = \mathcal{E}_{f,IN}$  on **PubMed** dataset. The closest method to GOLD model is marked in **bold**, and the second closest is underlined. ‘-’ denotes that method does not apply to those GNNs.

Ratio (%)	Model	GCN		GAT		GIN	
		$\mathcal{E}_r$	$\mathcal{E}_f$	$\mathcal{E}_r$	$\mathcal{E}_f$	$\mathcal{E}_r$	$\mathcal{E}_f$
0.5	GOLD	0.968 $\pm$ 0.001	0.493 $\pm$ 0.040	0.931 $\pm$ 0.003	0.533 $\pm$ 0.037	0.940 $\pm$ 0.002	0.626 $\pm$ 0.041
	GRADASCENT	0.469 $\pm$ 0.095	<b>0.496 <math>\pm</math> 0.058</b>	0.436 $\pm$ 0.028	<b>0.553 <math>\pm</math> 0.029</b>	0.687 $\pm$ 0.060	<u>0.556 <math>\pm</math> 0.042</u>
	D2D	0.500 $\pm$ 0.000	<u>0.500 <math>\pm</math> 0.000</u>	0.500 $\pm$ 0.000	<u>0.500 <math>\pm</math> 0.000</u>	0.500 $\pm$ 0.000	0.500 $\pm$ 0.000
	GRAPHERASER	0.547 $\pm$ 0.004	<u>0.500 <math>\pm</math> 0.000</u>	0.536 $\pm$ 0.000	<u>0.500 <math>\pm</math> 0.000</u>	0.524 $\pm$ 0.002	0.500 $\pm$ 0.000
	GRAPHEEDITOR	0.669 $\pm$ 0.005	0.469 $\pm$ 0.021	-	-	-	-
	CERTUNLEARN	0.657 $\pm$ 0.015	0.515 $\pm$ 0.027	-	-	-	-
	GNNDELETE	<u>0.951 <math>\pm</math> 0.005</u>	0.838 $\pm$ 0.014	<u>0.909 <math>\pm</math> 0.003</u>	0.888 $\pm$ 0.016	<u>0.929 <math>\pm</math> 0.006</u>	0.835 $\pm$ 0.006
	D2DGN (Ours)	<b>0.967 <math>\pm</math> 0.015</b>	0.552 $\pm$ 0.033	<b>0.933 <math>\pm</math> 0.029</b>	0.610 $\pm$ 0.015	<b>0.940 <math>\pm</math> 0.024</b>	<b>0.668 <math>\pm</math> 0.012</b>
2.5	GOLD	0.968 $\pm$ 0.001	0.499 $\pm$ 0.019	0.931 $\pm$ 0.002	0.541 $\pm$ 0.013	0.937 $\pm$ 0.004	0.614 $\pm$ 0.015
	GRADASCENT	0.470 $\pm$ 0.087	0.474 $\pm$ 0.039	0.522 $\pm$ 0.066	0.704 $\pm$ 0.086	0.631 $\pm$ 0.050	0.499 $\pm$ 0.018
	D2D	0.500 $\pm$ 0.000	<b>0.500 <math>\pm</math> 0.000</b>	0.500 $\pm$ 0.000	<u>0.500 <math>\pm</math> 0.000</u>	0.500 $\pm$ 0.000	0.500 $\pm$ 0.000
	GRAPHERASER	0.538 $\pm$ 0.003	<b>0.500 <math>\pm</math> 0.000</b>	0.521 $\pm$ 0.003	<u>0.500 <math>\pm</math> 0.000</u>	0.533 $\pm$ 0.010	<u>0.500 <math>\pm</math> 0.000</u>
	GRAPHEEDITOR	0.657 $\pm$ 0.006	0.467 $\pm$ 0.006	-	-	-	-
	CERTUNLEARN	0.622 $\pm$ 0.009	0.468 $\pm$ 0.025	-	-	-	-
	GNNDELETE	0.920 $\pm$ 0.014	0.739 $\pm$ 0.010	0.891 $\pm$ 0.005	0.759 $\pm$ 0.012	<u>0.909 <math>\pm</math> 0.005</u>	0.782 $\pm$ 0.013
	D2DGN (Ours)	<b>0.969 <math>\pm</math> 0.019</b>	0.525 $\pm$ 0.053	<b>0.932 <math>\pm</math> 0.018</b>	<b>0.575 <math>\pm</math> 0.016</b>	<b>0.941 <math>\pm</math> 0.021</b>	<b>0.607 <math>\pm</math> 0.018</b>
5.0	GOLD	0.967 $\pm$ 0.001	0.503 $\pm$ 0.009	0.929 $\pm$ 0.003	0.545 $\pm$ 0.005	0.936 $\pm$ 0.005	0.621 $\pm$ 0.003
	GRADASCENT	0.473 $\pm$ 0.090	0.473 $\pm$ 0.038	0.525 $\pm$ 0.069	0.686 $\pm$ 0.090	0.635 $\pm$ 0.073	0.493 $\pm$ 0.018
	D2D	0.500 $\pm$ 0.000	<b>0.500 <math>\pm</math> 0.000</b>	0.500 $\pm$ 0.000	0.500 $\pm$ 0.000	0.500 $\pm$ 0.000	<u>0.500 <math>\pm</math> 0.000</u>
	GRAPHERASER	0.551 $\pm$ 0.004	<b>0.500 <math>\pm</math> 0.000</b>	0.524 $\pm$ 0.020	0.500 $\pm$ 0.000	0.531 $\pm$ 0.000	<u>0.500 <math>\pm</math> 0.000</u>
	GRAPHEEDITOR	0.556 $\pm$ 0.007	0.468 $\pm$ 0.002	-	-	-	-
	CERTUNLEARN	0.572 $\pm$ 0.013	0.477 $\pm$ 0.028	-	-	-	-
	GNNDELETE	0.916 $\pm$ 0.006	0.691 $\pm$ 0.012	0.887 $\pm$ 0.009	0.713 $\pm$ 0.005	0.895 $\pm$ 0.004	0.761 $\pm$ 0.005
	D2DGN (Ours)	<b>0.965 <math>\pm</math> 0.008</b>	<u>0.511 <math>\pm</math> 0.043</u>	<b>0.917 <math>\pm</math> 0.011</b>	<b>0.574 <math>\pm</math> 0.019</b>	<b>0.941 <math>\pm</math> 0.013</b>	<b>0.603 <math>\pm</math> 0.017</b>

Table 8: AUC results for link prediction when unlearning 0.5%, 2.5% and 5.0% edges  $\mathcal{E}_f = \mathcal{E}_{f,OUT}$  on **PubMed** dataset. The closest method to GOLD model is marked in **bold**, and the second closest is underlined. ‘-’ denotes that the method does not apply to those GNNs.

Ratio (%)	Model	GCN		GAT		GIN	
		$\mathcal{E}_r$	$\mathcal{E}_f$	$\mathcal{E}_r$	$\mathcal{E}_f$	$\mathcal{E}_r$	$\mathcal{E}_f$
0.5	GOLD	0.968 $\pm$ 0.001	0.687 $\pm$ 0.023	0.931 $\pm$ 0.003	0.723 $\pm$ 0.026	0.941 $\pm$ 0.004	0.865 $\pm$ 0.012
	GRADASCENT	0.458 $\pm$ 0.139	0.539 $\pm$ 0.091	0.450 $\pm$ 0.017	0.541 $\pm$ 0.049	0.518 $\pm$ 0.122	0.528 $\pm$ 0.021
	D2D	0.500 $\pm$ 0.000	0.500 $\pm$ 0.000	0.500 $\pm$ 0.000	<u>0.500 <math>\pm</math> 0.000</u>	0.500 $\pm$ 0.000	0.500 $\pm$ 0.000
	GRAPHERASER	0.529 $\pm$ 0.013	0.500 $\pm$ 0.000	0.542 $\pm$ 0.004	0.500 $\pm$ 0.000	<u>0.535 <math>\pm</math> 0.003</u>	0.500 $\pm$ 0.000
	GRAPHEEDITOR	0.732 $\pm$ 0.043	0.603 $\pm$ 0.015	-	-	-	-
	CERTUNLEARN	0.724 $\pm$ 0.012	<u>0.597 <math>\pm</math> 0.029</u>	-	-	-	-
	GNNDELETE	0.961 $\pm$ 0.004	0.973 $\pm$ 0.005	0.926 $\pm$ 0.006	0.976 $\pm$ 0.005	<b>0.940 <math>\pm</math> 0.005</b>	0.963 $\pm$ 0.010
	D2DGN (Ours)	<b>0.963 <math>\pm</math> 0.018</b>	<b>0.685 <math>\pm</math> 0.013</b>	<b>0.933 <math>\pm</math> 0.015</b>	<b>0.706 <math>\pm</math> 0.034</b>	<b>0.940 <math>\pm</math> 0.024</b>	<b>0.836 <math>\pm</math> 0.009</b>
2.5	GOLD	0.967 $\pm$ 0.001	0.696 $\pm$ 0.011	0.930 $\pm$ 0.003	0.736 $\pm$ 0.011	0.942 $\pm$ 0.005	0.875 $\pm$ 0.008
	GRADASCENT	0.446 $\pm$ 0.130	0.500 $\pm$ 0.067	0.582 $\pm$ 0.006	<u>0.758 <math>\pm</math> 0.033</u>	0.406 $\pm$ 0.054	0.454 $\pm$ 0.037
	D2D	0.500 $\pm$ 0.000	0.500 $\pm$ 0.000	0.500 $\pm$ 0.000	0.500 $\pm$ 0.000	0.500 $\pm$ 0.000	0.500 $\pm$ 0.000
	GRAPHERASER	0.505 $\pm$ 0.024	0.500 $\pm$ 0.000	0.538 $\pm$ 0.009	0.500 $\pm$ 0.000	<u>0.544 <math>\pm</math> 0.014</u>	0.500 $\pm$ 0.000
	GRAPHEEDITOR	0.689 $\pm$ 0.015	0.570 $\pm$ 0.011	-	-	-	-
	CERTUNLEARN	0.697 $\pm$ 0.012	0.582 $\pm$ 0.032	-	-	-	-
	GNNDELETE	<u>0.954 <math>\pm</math> 0.003</u>	<u>0.909 <math>\pm</math> 0.004</u>	<u>0.920 <math>\pm</math> 0.004</u>	0.916 $\pm$ 0.006	<b>0.943 <math>\pm</math> 0.005</b>	<u>0.938 <math>\pm</math> 0.009</u>
	D2DGN (Ours)	<b>0.966 <math>\pm</math> 0.027</b>	<b>0.662 <math>\pm</math> 0.021</b>	<b>0.932 <math>\pm</math> 0.033</b>	<b>0.715 <math>\pm</math> 0.013</b>	<b>0.941 <math>\pm</math> 0.022</b>	<b>0.852 <math>\pm</math> 0.021</b>
5.0	GOLD	0.966 $\pm$ 0.001	0.707 $\pm$ 0.004	0.929 $\pm$ 0.002	0.744 $\pm$ 0.008	0.942 $\pm$ 0.004	0.885 $\pm$ 0.010
	GRADASCENT	0.446 $\pm$ 0.126	0.492 $\pm$ 0.064	0.581 $\pm$ 0.010	<u>0.704 <math>\pm</math> 0.022</u>	0.388 $\pm$ 0.056	0.455 $\pm$ 0.028
	D2D	0.500 $\pm$ 0.000	0.500 $\pm$ 0.000	0.500 $\pm$ 0.000	<u>0.500 <math>\pm</math> 0.000</u>	0.500 $\pm$ 0.000	0.500 $\pm$ 0.000
	GRAPHERASER	0.532 $\pm$ 0.001	0.500 $\pm$ 0.000	0.527 $\pm$ 0.022	0.500 $\pm$ 0.000	0.524 $\pm$ 0.015	0.500 $\pm$ 0.000
	GRAPHEEDITOR	0.598 $\pm$ 0.023	0.530 $\pm$ 0.006	-	-	-	-
	CERTUNLEARN	0.643 $\pm$ 0.031	0.534 $\pm$ 0.020	-	-	-	-
	GNNDELETE	<u>0.950 <math>\pm</math> 0.003</u>	<u>0.859 <math>\pm</math> 0.005</u>	<u>0.921 <math>\pm</math> 0.005</u>	0.863 $\pm$ 0.006	<u>0.941 <math>\pm</math> 0.002</u>	0.930 $\pm$ 0.009
	D2DGN (Ours)	<b>0.966 <math>\pm</math> 0.015</b>	<b>0.664 <math>\pm</math> 0.021</b>	<b>0.931 <math>\pm</math> 0.017</b>	<b>0.715 <math>\pm</math> 0.024</b>	<b>0.942 <math>\pm</math> 0.023</b>	<b>0.864 <math>\pm</math> 0.015</b>

Table 9: AUC results for link prediction when unlearning 0.5%, 2.5%, and 5.0% edges  $\mathcal{E}_f = \mathcal{E}_{f,IN}$  on the **Cora** dataset. The closest method to the GOLD model is marked in **bold**, and the second closest is underlined. ‘-’ denotes that the method does not apply to those GNNs.

Ratio (%)	Model	GCN		GAT		GIN	
		$\mathcal{E}_r$	$\mathcal{E}_f$	$\mathcal{E}_r$	$\mathcal{E}_f$	$\mathcal{E}_r$	$\mathcal{E}_f$
0.5	GOLD	0.965 $\pm$ 0.002	0.511 $\pm$ 0.024	0.961 $\pm$ 0.001	0.513 $\pm$ 0.024	0.960 $\pm$ 0.003	0.571 $\pm$ 0.028
	GRADASCENT	0.528 $\pm$ 0.008	0.588 $\pm$ 0.014	0.502 $\pm$ 0.002	<u>0.543 <math>\pm</math> 0.058</u>	0.792 $\pm$ 0.046	0.705 $\pm$ 0.113
	D2D	0.500 $\pm$ 0.000	0.500 $\pm$ 0.000	0.500 $\pm$ 0.000	<b>0.500 <math>\pm</math> 0.000</b>	0.500 $\pm$ 0.000	0.500 $\pm$ 0.000
	GRAPHERASER	0.528 $\pm$ 0.002	0.500 $\pm$ 0.000	0.523 $\pm$ 0.013	<b>0.500 <math>\pm</math> 0.000</b>	0.542 $\pm$ 0.009	<u>0.500 <math>\pm</math> 0.000</u>
	GRAPHEDITOR	0.704 $\pm$ 0.057	0.488 $\pm$ 0.024	-	-	-	-
	CERTUNLEARN	0.811 $\pm$ 0.035	0.497 $\pm$ 0.013	-	-	-	-
	GNNDELETE	0.944 $\pm$ 0.003	<u>0.843 <math>\pm</math> 0.015</u>	0.937 $\pm$ 0.004	0.880 $\pm$ 0.011	0.942 $\pm$ 0.005	0.824 $\pm$ 0.021
	D2DGN ( <i>Ours</i> )	<b>0.966 <math>\pm</math> 0.023</b>	<b>0.510 <math>\pm</math> 0.017</b>	<b>0.963 <math>\pm</math> 0.013</b>	0.496 $\pm$ 0.023	<b>0.956 <math>\pm</math> 0.011</b>	<b>0.590 <math>\pm</math> 0.019</b>
2.5	GOLD	0.966 $\pm$ 0.002	0.520 $\pm$ 0.008	0.961 $\pm$ 0.001	0.520 $\pm$ 0.012	0.958 $\pm$ 0.002	0.583 $\pm$ 0.007
	GRADASCENT	0.509 $\pm$ 0.006	<u>0.509 <math>\pm</math> 0.007</u>	0.490 $\pm$ 0.007	<u>0.551 <math>\pm</math> 0.014</u>	0.639 $\pm$ 0.077	<u>0.614 <math>\pm</math> 0.016</u>
	D2D	0.500 $\pm$ 0.000	0.500 $\pm$ 0.000	0.500 $\pm$ 0.000	<b>0.500 <math>\pm</math> 0.000</b>	0.500 $\pm$ 0.000	0.500 $\pm$ 0.000
	GRAPHERASER	0.517 $\pm$ 0.002	0.500 $\pm$ 0.000	0.556 $\pm$ 0.013	<b>0.500 <math>\pm</math> 0.000</b>	0.547 $\pm$ 0.009	0.500 $\pm$ 0.000
	GRAPHEDITOR	0.673 $\pm$ 0.091	0.493 $\pm$ 0.027	-	-	-	-
	CERTUNLEARN	0.781 $\pm$ 0.042	0.492 $\pm$ 0.015	-	-	-	-
	GNNDELETE	<u>0.925 <math>\pm</math> 0.006</u>	0.716 $\pm$ 0.003	<u>0.928 <math>\pm</math> 0.007</u>	0.738 $\pm$ 0.005	<u>0.919 <math>\pm</math> 0.004</u>	0.745 $\pm$ 0.005
	D2DGN ( <i>Ours</i> )	<b>0.964 <math>\pm</math> 0.025</b>	<b>0.511 <math>\pm</math> 0.023</b>	<b>0.963 <math>\pm</math> 0.011</b>	0.498 $\pm$ 0.015	<b>0.957 <math>\pm</math> 0.044</b>	<b>0.590 <math>\pm</math> 0.018</b>
5.0	GOLD	0.964 $\pm$ 0.002	0.525 $\pm$ 0.008	0.960 $\pm$ 0.001	0.525 $\pm$ 0.007	0.958 $\pm$ 0.002	0.591 $\pm$ 0.006
	GRADASCENT	0.509 $\pm$ 0.005	0.487 $\pm$ 0.003	0.489 $\pm$ 0.015	<b>0.537 <math>\pm</math> 0.007</b>	0.592 $\pm$ 0.031	<b>0.583 <math>\pm</math> 0.013</b>
	D2D	0.500 $\pm$ 0.000	0.500 $\pm$ 0.000	0.500 $\pm$ 0.000	0.500 $\pm$ 0.000	0.500 $\pm$ 0.000	0.500 $\pm$ 0.000
	GRAPHERASER	0.528 $\pm$ 0.002	0.500 $\pm$ 0.000	0.517 $\pm$ 0.013	<u>0.500 <math>\pm</math> 0.000</u>	0.530 $\pm$ 0.009	0.500 $\pm$ 0.000
	GRAPHEDITOR	0.587 $\pm$ 0.014	0.475 $\pm$ 0.015	-	-	-	-
	CERTUNLEARN	0.664 $\pm$ 0.023	0.457 $\pm$ 0.021	-	-	-	-
	GNNDELETE	0.916 $\pm$ 0.007	0.680 $\pm$ 0.006	0.920 $\pm$ 0.005	0.700 $\pm$ 0.004	0.900 $\pm$ 0.005	0.717 $\pm$ 0.003
	D2DGN ( <i>Ours</i> )	<b>0.965 <math>\pm</math> 0.011</b>	<b>0.510 <math>\pm</math> 0.019</b>	<b>0.962 <math>\pm</math> 0.023</b>	0.492 $\pm$ 0.013	<b>0.956 <math>\pm</math> 0.032</b>	<u>0.602 <math>\pm</math> 0.012</u>

Table 10: AUC results for link prediction when unlearning 0.5%, 2.5%, and 5.0% edges  $\mathcal{E}_f = \mathcal{E}_{f,OUT}$  on the **Cora** dataset. The closest method to the GOLD model is marked in **bold**, and the second closest is underlined. ‘-’ denotes that the method does not apply to those GNNs.

Ratio (%)	Model	GCN		GAT		GIN	
		$\mathcal{E}_r$	$\mathcal{E}_f$	$\mathcal{E}_r$	$\mathcal{E}_f$	$\mathcal{E}_r$	$\mathcal{E}_f$
0.5	GOLD	0.965 $\pm$ 0.002	0.783 $\pm$ 0.018	0.961 $\pm$ 0.002	0.756 $\pm$ 0.013	0.961 $\pm$ 0.002	0.815 $\pm$ 0.015
	GRADASCENT	0.536 $\pm$ 0.010	0.618 $\pm$ 0.014	0.517 $\pm$ 0.017	<u>0.558 <math>\pm</math> 0.034</u>	0.751 $\pm$ 0.049	<u>0.778 <math>\pm</math> 0.043</u>
	D2D	0.500 $\pm$ 0.000	0.500 $\pm$ 0.000	0.500 $\pm$ 0.000	0.500 $\pm$ 0.000	0.500 $\pm$ 0.000	0.500 $\pm$ 0.000
	GRAPHERASER	0.563 $\pm$ 0.002	0.500 $\pm$ 0.000	0.553 $\pm$ 0.013	0.500 $\pm$ 0.000	0.554 $\pm$ 0.009	0.500 $\pm$ 0.000
	GRAPHEDITOR	0.805 $\pm$ 0.077	0.614 $\pm$ 0.054	-	-	-	-
	CERTUNLEARN	0.814 $\pm$ 0.065	0.603 $\pm$ 0.039	-	-	-	-
	GNNDELETE	<u>0.958 <math>\pm</math> 0.002</u>	0.977 $\pm$ 0.001	<u>0.953 <math>\pm</math> 0.002</u>	0.979 $\pm$ 0.001	0.956 $\pm$ 0.003	0.953 $\pm$ 0.010
	D2DGN ( <i>Ours</i> )	<b>0.966 <math>\pm</math> 0.016</b>	<b>0.737 <math>\pm</math> 0.019</b>	<b>0.962 <math>\pm</math> 0.021</b>	<b>0.721 <math>\pm</math> 0.015</b>	<b>0.958 <math>\pm</math> 0.013</b>	<b>0.820 <math>\pm</math> 0.017</b>
2.5	GOLD	0.966 $\pm$ 0.001	0.790 $\pm$ 0.009	0.961 $\pm$ 0.002	0.758 $\pm$ 0.011	0.961 $\pm$ 0.003	0.833 $\pm$ 0.010
	GRADASCENT	0.504 $\pm$ 0.002	0.494 $\pm$ 0.004	0.510 $\pm$ 0.019	0.522 $\pm$ 0.023	0.603 $\pm$ 0.039	0.605 $\pm$ 0.030
	D2D	0.500 $\pm$ 0.000	0.500 $\pm$ 0.000	0.500 $\pm$ 0.000	0.500 $\pm$ 0.000	0.500 $\pm$ 0.000	0.500 $\pm$ 0.000
	GRAPHERASER	0.542 $\pm$ 0.002	0.500 $\pm$ 0.000	0.519 $\pm$ 0.013	0.500 $\pm$ 0.000	0.563 $\pm$ 0.009	0.500 $\pm$ 0.000
	GRAPHEDITOR	0.754 $\pm$ 0.023	0.583 $\pm$ 0.056	-	-	-	-
	CERTUNLEARN	0.795 $\pm$ 0.037	0.578 $\pm$ 0.015	-	-	-	-
	GNNDELETE	<u>0.953 <math>\pm</math> 0.002</u>	0.912 $\pm$ 0.004	<u>0.949 <math>\pm</math> 0.003</u>	0.914 $\pm$ 0.004	<u>0.953 <math>\pm</math> 0.002</u>	0.922 $\pm$ 0.006
	D2DGN ( <i>Ours</i> )	<b>0.964 <math>\pm</math> 0.019</b>	<b>0.755 <math>\pm</math> 0.011</b>	<b>0.963 <math>\pm</math> 0.029</b>	<b>0.727 <math>\pm</math> 0.027</b>	<b>0.958 <math>\pm</math> 0.018</b>	<b>0.847 <math>\pm</math> 0.023</b>
5.0	GOLD	0.966 $\pm$ 0.002	0.812 $\pm$ 0.006	0.961 $\pm$ 0.001	0.778 $\pm$ 0.006	0.960 $\pm$ 0.003	0.852 $\pm$ 0.006
	GRADASCENT	0.557 $\pm$ 0.122	0.513 $\pm$ 0.106	0.520 $\pm$ 0.042	0.517 $\pm$ 0.036	0.580 $\pm$ 0.027	0.572 $\pm$ 0.018
	D2D	0.500 $\pm$ 0.000	0.500 $\pm$ 0.000	0.500 $\pm$ 0.000	0.500 $\pm$ 0.000	0.500 $\pm$ 0.000	0.500 $\pm$ 0.000
	GRAPHERASER	0.514 $\pm$ 0.002	0.500 $\pm$ 0.000	<b>0.523 <math>\pm</math> 0.013</b>	0.500 $\pm$ 0.000	0.533 $\pm$ 0.009	0.500 $\pm$ 0.000
	GRAPHEDITOR	0.721 $\pm$ 0.048	0.545 $\pm$ 0.056	-	-	-	-
	CERTUNLEARN	0.745 $\pm$ 0.033	0.513 $\pm$ 0.012	-	-	-	-
	GNNDELETE	0.953 $\pm$ 0.003	0.882 $\pm$ 0.005	0.951 $\pm$ 0.002	0.872 $\pm$ 0.004	0.950 $\pm$ 0.003	0.914 $\pm$ 0.004
	D2DGN ( <i>Ours</i> )	<b>0.965 <math>\pm</math> 0.021</b>	<b>0.767 <math>\pm</math> 0.022</b>	<b>0.962 <math>\pm</math> 0.023</b>	<b>0.738 <math>\pm</math> 0.024</b>	<b>0.959 <math>\pm</math> 0.022</b>	<b>0.869 <math>\pm</math> 0.018</b>

Table 11: AUC results for link prediction when unlearning 0.5%, 2.5% and 5.0% edges  $\mathcal{E}_f = \mathcal{E}_{f,IN}$  on **DBLP** dataset. The closest method to GOLD model is marked in **bold**, and the second closest is underlined. ‘-’ denotes that method does not apply to those GNNs.

Ratio (%)	Model	GCN		GAT		GIN	
		$\mathcal{E}_r$	$\mathcal{E}_f$	$\mathcal{E}_r$	$\mathcal{E}_f$	$\mathcal{E}_r$	$\mathcal{E}_f$
0.5	GOLD	0.965 $\pm$ 0.003	0.496 $\pm$ 0.028	0.957 $\pm$ 0.002	0.513 $\pm$ 0.021	0.934 $\pm$ 0.005	0.571 $\pm$ 0.035
	GRADASCENT	0.556 $\pm$ 0.018	0.657 $\pm$ 0.008	0.511 $\pm$ 0.023	0.612 $\pm$ 0.107	0.678 $\pm$ 0.084	<b>0.573 <math>\pm</math> 0.045</b>
	D2D	0.500 $\pm$ 0.000	0.500 $\pm$ 0.000	0.500 $\pm$ 0.000	0.500 $\pm$ 0.000	0.500 $\pm$ 0.000	0.500 $\pm$ 0.000
	GRAPHERASER	0.515 $\pm$ 0.001	0.500 $\pm$ 0.000	0.523 $\pm$ 0.000	<u>0.500 <math>\pm</math> 0.000</u>	0.507 $\pm$ 0.003	0.500 $\pm$ 0.000
	GRAPHEDITOR	0.781 $\pm$ 0.026	0.479 $\pm$ 0.017	-	-	-	-
	CERTUNLEARN	0.742 $\pm$ 0.021	<b>0.482 <math>\pm</math> 0.013</b>	-	-	-	-
	GNNDELETE	0.951 $\pm$ 0.002	0.829 $\pm$ 0.006	0.928 $\pm$ 0.004	0.889 $\pm$ 0.011	0.906 $\pm$ 0.009	0.736 $\pm$ 0.012
	D2DGN ( <i>Ours</i> )	<b>0.960 <math>\pm</math> 0.023</b>	<u>0.479 <math>\pm</math> 0.083</u>	<b>0.935 <math>\pm</math> 0.011</b>	<b>0.541 <math>\pm</math> 0.023</b>	<b>0.938 <math>\pm</math> 0.025</b>	<u>0.534 <math>\pm</math> 0.015</u>
2.5	GOLD	0.964 $\pm$ 0.003	0.506 $\pm$ 0.013	0.956 $\pm$ 0.002	0.525 $\pm$ 0.012	0.931 $\pm$ 0.005	0.581 $\pm$ 0.014
	GRADASCENT	0.555 $\pm$ 0.066	0.594 $\pm$ 0.063	0.501 $\pm$ 0.020	0.592 $\pm$ 0.017	0.700 $\pm$ 0.025	<u>0.524 <math>\pm</math> 0.017</u>
	D2D	0.500 $\pm$ 0.000	0.500 $\pm$ 0.000	0.500 $\pm$ 0.000	0.500 $\pm$ 0.000	0.500 $\pm$ 0.000	<u>0.524 <math>\pm</math> 0.017</u>
	GRAPHERASER	0.527 $\pm$ 0.002	<u>0.500 <math>\pm</math> 0.000</u>	0.538 $\pm$ 0.013	<u>0.500 <math>\pm</math> 0.000</u>	0.517 $\pm$ 0.009	0.500 $\pm$ 0.000
	GRAPHEDITOR	0.776 $\pm$ 0.025	0.432 $\pm$ 0.009	-	-	-	-
	CERTUNLEARN	0.718 $\pm$ 0.032	0.475 $\pm$ 0.011	-	-	-	-
	GNNDELETE	<u>0.934 <math>\pm</math> 0.002</u>	0.748 $\pm$ 0.006	<u>0.914 <math>\pm</math> 0.007</u>	0.774 $\pm$ 0.015	<u>0.897 <math>\pm</math> 0.006</u>	0.740 $\pm$ 0.015
	D2DGN ( <i>Ours</i> )	<b>0.958 <math>\pm</math> 0.009</b>	<b>0.501 <math>\pm</math> 0.103</b>	<b>0.939 <math>\pm</math> 0.019</b>	<b>0.534 <math>\pm</math> 0.010</b>	<b>0.937 <math>\pm</math> 0.014</b>	<b>0.541 <math>\pm</math> 0.011</b>
5.0	GOLD	0.963 $\pm$ 0.003	0.504 $\pm$ 0.006	0.955 $\pm$ 0.002	0.528 $\pm$ 0.007	0.931 $\pm$ 0.006	0.578 $\pm$ 0.009
	GRADASCENT	0.555 $\pm$ 0.060	0.581 $\pm$ 0.073	0.490 $\pm$ 0.022	0.551 $\pm$ 0.030	0.723 $\pm$ 0.032	<u>0.516 <math>\pm</math> 0.042</u>
	D2D	0.500 $\pm$ 0.000	<b>0.500 <math>\pm</math> 0.000</b>	0.500 $\pm$ 0.000	<u>0.500 <math>\pm</math> 0.000</u>	0.500 $\pm$ 0.000	0.500 $\pm$ 0.000
	GRAPHERASER	0.509 $\pm$ 0.011	<b>0.500 <math>\pm</math> 0.000</b>	0.511 $\pm$ 0.006	0.500 $\pm$ 0.000	0.503 $\pm$ 0.000	0.500 $\pm$ 0.000
	GRAPHEDITOR	0.736 $\pm$ 0.023	0.430 $\pm$ 0.011	-	-	-	-
	CERTUNLEARN	0.694 $\pm$ 0.026	0.441 $\pm$ 0.008	-	-	-	-
	GNNDELETE	<u>0.917 <math>\pm</math> 0.005</u>	0.713 $\pm$ 0.007	0.912 $\pm$ 0.007	0.733 $\pm$ 0.018	<u>0.864 <math>\pm</math> 0.005</u>	0.732 $\pm$ 0.008
	D2DGN ( <i>Ours</i> )	<b>0.957 <math>\pm</math> 0.021</b>	<u>0.497 <math>\pm</math> 0.098</u>	<b>0.941 <math>\pm</math> 0.035</b>	<b>0.528 <math>\pm</math> 0.053</b>	<b>0.935 <math>\pm</math> 0.017</b>	<b>0.551 <math>\pm</math> 0.018</b>

Table 12: AUC results for link prediction when unlearning 0.5%, 2.5% and 5.0% edges  $\mathcal{E}_f = \mathcal{E}_{f,OUT}$  on **DBLP** dataset. The closest method to GOLD model is marked in **bold**, and the second closest is underlined. ‘-’ denotes that method does not apply to those GNNs.

Ratio (%)	Model	GCN		GAT		GIN	
		$\mathcal{E}_r$	$\mathcal{E}_f$	$\mathcal{E}_r$	$\mathcal{E}_f$	$\mathcal{E}_r$	$\mathcal{E}_f$
0.5	GOLD	0.965 $\pm$ 0.002	0.783 $\pm$ 0.018	0.956 $\pm$ 0.002	0.744 $\pm$ 0.021	0.934 $\pm$ 0.003	0.861 $\pm$ 0.019
	GRADASCENT	0.567 $\pm$ 0.008	<u>0.696 <math>\pm</math> 0.017</u>	0.501 $\pm$ 0.030	<u>0.667 <math>\pm</math> 0.052</u>	0.753 $\pm$ 0.055	0.789 $\pm$ 0.091
	D2D	0.500 $\pm$ 0.000	0.500 $\pm$ 0.000	0.500 $\pm$ 0.000	0.500 $\pm$ 0.000	0.500 $\pm$ 0.000	0.500 $\pm$ 0.000
	GRAPHERASER	0.518 $\pm$ 0.002	0.500 $\pm$ 0.000	0.523 $\pm$ 0.013	0.500 $\pm$ 0.000	0.517 $\pm$ 0.009	0.500 $\pm$ 0.000
	GRAPHEDITOR	0.790 $\pm$ 0.032	0.624 $\pm$ 0.017	-	-	-	-
	CERTUNLEARN	0.763 $\pm$ 0.025	0.604 $\pm$ 0.022	-	-	-	-
	GNNDELETE	<u>0.959 <math>\pm</math> 0.002</u>	0.964 $\pm$ 0.005	<u>0.950 <math>\pm</math> 0.002</u>	0.980 $\pm$ 0.003	<u>0.924 <math>\pm</math> 0.006</u>	<u>0.894 <math>\pm</math> 0.020</u>
	D2DGN ( <i>Ours</i> )	<b>0.969 <math>\pm</math> 0.025</b>	<b>0.752 <math>\pm</math> 0.092</b>	<b>0.959 <math>\pm</math> 0.013</b>	<b>0.726 <math>\pm</math> 0.014</b>	<b>0.939 <math>\pm</math> 0.023</b>	<b>0.817 <math>\pm</math> 0.019</b>
2.5	GOLD	0.965 $\pm$ 0.002	0.777 $\pm$ 0.009	0.955 $\pm$ 0.003	0.739 $\pm$ 0.005	0.934 $\pm$ 0.003	0.858 $\pm$ 0.002
	GRADASCENT	0.528 $\pm$ 0.015	0.583 $\pm$ 0.016	0.501 $\pm$ 0.026	<u>0.576 <math>\pm</math> 0.017</u>	0.717 $\pm$ 0.022	0.766 $\pm$ 0.019
	D2D	0.500 $\pm$ 0.000	0.500 $\pm$ 0.000	0.500 $\pm$ 0.000	0.500 $\pm$ 0.000	0.500 $\pm$ 0.000	0.500 $\pm$ 0.000
	GRAPHERASER	0.515 $\pm$ 0.002	0.500 $\pm$ 0.000	0.563 $\pm$ 0.013	0.500 $\pm$ 0.000	0.552 $\pm$ 0.009	0.500 $\pm$ 0.000
	GRAPHEDITOR	0.769 $\pm$ 0.040	0.607 $\pm$ 0.017	-	-	-	-
	CERTUNLEARN	0.747 $\pm$ 0.033	0.616 $\pm$ 0.019	-	-	-	-
	GNNDELETE	<u>0.957 <math>\pm</math> 0.003</u>	<u>0.892 <math>\pm</math> 0.004</u>	<u>0.949 <math>\pm</math> 0.003</u>	0.905 $\pm$ 0.002	<u>0.926 <math>\pm</math> 0.007</u>	0.898 $\pm$ 0.017
	D2DGN ( <i>Ours</i> )	<b>0.965 <math>\pm</math> 0.009</b>	<b>0.734 <math>\pm</math> 0.055</b>	<b>0.958 <math>\pm</math> 0.051</b>	<b>0.718 <math>\pm</math> 0.033</b>	<b>0.939 <math>\pm</math> 0.026</b>	<b>0.823 <math>\pm</math> 0.016</b>
5.0	GOLD	0.964 $\pm$ 0.003	0.788 $\pm$ 0.006	0.955 $\pm$ 0.003	0.748 $\pm$ 0.008	0.936 $\pm$ 0.004	0.868 $\pm$ 0.005
	GRADASCENT	0.555 $\pm$ 0.099	0.591 $\pm$ 0.065	0.501 $\pm$ 0.023	0.559 $\pm$ 0.024	0.672 $\pm$ 0.032	0.728 $\pm$ 0.022
	D2D	0.500 $\pm$ 0.000	0.500 $\pm$ 0.000	0.500 $\pm$ 0.000	0.500 $\pm$ 0.000	0.500 $\pm$ 0.000	0.500 $\pm$ 0.000
	GRAPHERASER	0.541 $\pm$ 0.002	0.500 $\pm$ 0.000	0.523 $\pm$ 0.013	0.500 $\pm$ 0.000	0.522 $\pm$ 0.009	0.500 $\pm$ 0.000
	GRAPHEDITOR	0.735 $\pm$ 0.037	0.611 $\pm$ 0.018	-	-	-	-
	CERTUNLEARN	0.721 $\pm$ 0.033	0.602 $\pm$ 0.013	-	-	-	-
	GNNDELETE	<u>0.956 <math>\pm</math> 0.004</u>	0.859 $\pm$ 0.002	0.949 $\pm$ 0.003	0.859 $\pm$ 0.005	0.924 $\pm$ 0.007	0.898 $\pm$ 0.019
	D2DGN ( <i>Ours</i> )	<b>0.967 <math>\pm</math> 0.011</b>	<b>0.753 <math>\pm</math> 0.043</b>	<b>0.957 <math>\pm</math> 0.028</b>	<b>0.714 <math>\pm</math> 0.018</b>	<b>0.940 <math>\pm</math> 0.016</b>	<b>0.833 <math>\pm</math> 0.015</b>

GNN architectures and scenarios in mind, they are incompatible with popular nonlinear GNNs and knowledge graphs. Sub-graph sampling adds additional cost to the unlearning process. They do not eliminate the potential for unintended leakage of sensitive information.

**Model-agnostic methods.** Another line of thought is to approximate the unlearning process so as to avoid sharding as well as dependence on specific types of models. CERTUNLEARN (Chien, Pan, and Milenkovic 2022, 2023) computes gradients of the loss function for parameters, adjusting them to reduce data point influence. Matrix computations refine updates based on parameter-data relationships, minimizing their impact on predictions. It provides upper bounds on certain norms of the gradient residuals, which gives a measure of confidence in the unlearning mechanism. To approximate unlearning, another recent work GIF (Wu et al. 2023a) employs influence functions. It estimates the parameter changes in a GNN when specific graph elements are removed from the graph while considering the structural dependencies. This makes it better than traditional influence functions. CERTUNLEARNEDGE (Wu et al. 2023b) proposes certified unlearning specifically for edges introducing a linear noise term in the training loss to hide the gradient residual and using influence functions to estimate parameter changes. Recently, GNNDELETE (Cheng et al. 2023) proposes a layer-wise deletion operator that removes the influence of deleted nodes and edges both from model weights and neighboring representations to preserve the remaining knowledge.

Approximate methods face the challenge of effectively removing the influence of graph elements that share intricate relationships and dependencies. Information may still be implicitly encoded in retained elements making unlearning ineffective. However, extensive unlearning may undermine the performance of the retained elements due to a solid dependency on the deleted local graph neighborhoods. Further, the unlearned model must prevent unintended information leakage; success in membership inference attacks suggests lingering forgotten data traces even after unlearning.

Finally, a time-efficient unlearning method with minimal impact on training and minimal overhead costs in inference that closely approximates the performance of a retrained, or *gold* model is needed.

**Other related graph unlearning works.** While the works mentioned above focus on node and edge unlearning, SUB-GRAPHUNLEARN (Pan, Chien, and Milenkovic 2023) focuses on unlearning sub-graph classification. It proposes a nonlinear graph learning framework based on Graph Scattering Transform. The goal is to make the model forget the representation of a specific target sub-graph, thereby obscuring its classification accuracy. FEDLU (Zhu, Li, and Hu 2023) presents a federated learning framework for unlearning knowledge graph embeddings in a heterogeneous setting. From cognitive neuroscience, it combines ideas of using retroactive interference and passive decay steps to recover performance and, thus, prevent forgotten knowledge from affecting the results. Federated learning involves training models on decentralized data sources, and therefore, it may raise concerns about data privacy and security. Another

recent work SAFE (Dukler et al. 2023) highlights a trade-off between the cost of unlearning and the inference cost of the model. As the number of shards increases, unlearning cost decreases, but the inference cost increases. To address this, they propose the concept of a shard graph, which incorporates information from other shards at the time of training. Thus, the inference cost decreases significantly with a slight increase in the unlearning cost. Increasing information from other shards may increase training time per shard. If the number of shards is large, it could lead to longer training times and higher resource requirements.

## Knowledge Distillation

Knowledge distillation and its applications have aroused considerable attention in recent few years (Gou et al. 2021). Various perspectives of knowledge, distillation schemes, teacher-student architectures (Wang and Yoon 2021), distillation algorithms and applications have been studied (Papernot et al. 2016)(Wang et al. 2019). Recently, knowledge distillation has been proposed as a promising technique for machine unlearning. (Chundawat et al. 2023a) proposes a student-teacher architecture-based knowledge distillation technique where knowledge from competent and incompetent teachers is selectively transferred to the student. However, it is not directly applicable to graph datasets containing relationships and dependencies between elements.

Table 13: A qualitative comparison of Graph Unlearning methods with the proposed method.

Methods	Challenges/Benefits
Sharding and Aggregation: GRAPHERASER, GUIDE	Disrupts the graph structure Poor performance on shards Requires prior details about training step Additional costs to training due to partitioning Additional costs to inference due to aggregation Potential information leakage
Model-Intrinsic Methods: GRAPHEDITOR, GRAPHPROJECTOR	Limited to linear GNNs Inapplicable to non-linear or relational GNNs Scalability concerns Potential information leakage Limited unlearning ability Limited preservation of retained knowledge
Model-Agnostic Methods: CERTUNLEARN, GIF, CERTUNLEARNEDGE, GNNDELETE	Challenges with intricate dependencies Potential information leakage Limited preservation of retained knowledge Overfitting on forget set Added costs at inference step
<b>Proposed Distillation Method: D2DGN</b>	Prior details about training/inference not required No additional overhead costs for training or inference Effective unlearning without overfitting High preservation of retained knowledge Avoids information leakage Applicable to linear and non-linear GNNs