

MKRAG: Medical Knowledge Retrieval Augmented Generation for Medical Question Answering

Yucheng Shi^{1*}, Shaochen Xu^{1*}, Tianze Yang^{1*}, Zhengliang Liu¹,
Tianming Liu¹, Xiang Li², Ninghao Liu¹

¹School of Computing, University of Georgia, Athens, GA 30602 USA;

²Department of Radiology, Massachusetts General Hospital and Harvard Medical School, Boston, MA 02114, USA

Abstract

Large Language Models (LLMs), although powerful in general domains, often perform poorly on domain-specific tasks like medical question answering (QA). Moreover, they tend to function as "black-boxes," making it challenging to modify their behavior. To address the problem, our study delves into retrieval augmented generation (RAG), aiming to improve LLM responses without the need for fine-tuning or retraining. Specifically, we propose a comprehensive retrieval strategy to extract medical facts from an external knowledge base, and then inject them into the query prompt for LLMs. Focusing on medical QA using the MedQA-SMILE dataset, we evaluate the impact of different retrieval models and the number of facts provided to the LLM. Notably, our retrieval-augmented Vicuna-7B model exhibited an accuracy improvement from 44.46% to 48.54%. This work underscores the potential of RAG to enhance LLM performance, offering a practical approach to mitigate the challenges of black-box LLMs.

Introduction

Large Language Models (LLMs) are transformative models characterized by deep architectures and extensive parameters¹. They excel in comprehending and generating human-like text due to their training in diverse and extensive text collections^{2,3}. Consequently, LLMs are highly versatile and can be applied in various tasks such as commonsense question-answering, translation, and content generation.

However, large language models may lack specific medical knowledge because this knowledge is usually recorded privately and unavailable during model pre-training. To assess the quality of the medical knowledge encoded within LLMs, we conduct a preliminary experiment as shown in Figure 1. In this experiment, we select Vicuna-7B, a fine-tuned LLaMA-7B⁴, as our candidate large language model and a reconstructed Disease Database⁵, which contains 44,561 triplets as our medical knowledge base. We randomly selected 1000 facts and prompted the Vicuna-7B to provide the tail entity of the medical triplet, given the corresponding head entity and relation. If Vicuna-7B's answer contained the correct tail entity, we consider that Vicuna-7B has encoded this medical fact accurately. Otherwise, it indicates a failure to encode the relevant medical information. For comparison, we also evaluated the LLM's performance on the CounterFact dataset⁶, which consists of general domain factual knowledge. The results revealed that Vicuna performed relatively poorly in answering medical knowledge questions but achieved much better performance in the general knowledge domain. This discrepancy highlights the challenges in medical knowledge understanding for some LLMs and underscores the need for further knowledge retrieval for LLMs.

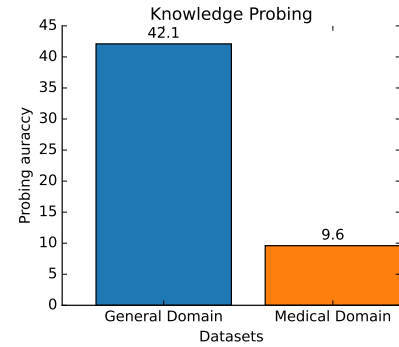


Figure 1. Preliminary Experiment on Encoded Knowledge: Vicuna-7B shows better memorization in general domain knowledge than medical knowledge.

*Three authors contributed equally to this paper.

To address the above problem, we propose to conduct medical knowledge retrieval, which refers to the process of retrieving specific knowledge to improve LLM’s performance on medical question-answering tasks. Through knowledge retrieval, we attempt to add medical knowledge to the LLM to enhance its ability to understand, answer, or generate content related to medical queries.

Integrating retrieved medical knowledge into LLMs like ChatGPT⁷ and LLaMA⁸ presents significant challenges. The intrinsic opacity of LLMs such as ChatGPT and the substantial computational costs associated with fine-tuning open-source models like LLaMA limit their capacity for learning the external retrieved knowledge. Given these obstacles, an external approach to knowledge injection becomes imperative. We advocate the use of in-context learning, which introduces knowledge into LLMs via prompts. This technique avoids the complexities of internal model modifications and the need for extensive retraining, facilitating an effective and practical method for external knowledge infusion into LLMs.

However, in-context learning also has limitations. The primary challenge lies in the constraint of input context limitation, prompting us to carefully select relevant knowledge for optimal prompt design. Naive search strategies fail in the medical domain for two reasons. Firstly, entity matching becomes especially challenging due to the numerous aliases for medical terms. Secondly, a direct embedding search strategy, such as simultaneously embedding both questions and answer candidates and then searching, can lead to misleading retrieval. This is because questions generally contain richer contextual information compared to answers, potentially causing essential answer-related facts to be overlooked in this approach.

In our study, we make meaningful contributions to the medical knowledge retrieval for the language model. (1) We utilize in-context learning as an innovative mechanism to conduct knowledge injection. By directly combining retrieved relevant facts with the model’s input context, rather than relying on intricate fine-tuning and resource-intensive retraining processes, we achieve substantial performance improvements in medical QA tasks. (2) We introduce a tailored fact extraction strategy specifically designed for medical QA. By employing a two-step search, our approach ensures the retrieval of the most crucial and contextually relevant information from a large external knowledge base.

Related Work

Medical QA & Large Language Model

LLMs have undergone extensive evaluations to assess their aptitude within specialized medical domains. A notable Mayo Clinic study found that GPT-4 outperformed other large language models in answering complex radiation oncology physics questions. Additionally, its performance was even more pronounced when prompted first to explain before answering, emphasizing the model’s versatility in complex tasks⁹. Researchers evaluated 32 LLMs in interpreting radiology reports, highlighting their significant roles and varied capabilities in medical Natural Language Processing (NLP)¹⁰.

A comprehensive review highlighted the diversity of evaluation methods for LLMs across various fields, emphasizing their importance in medical, ethical, and educational applications. This underscores the critical importance of LLMs in enhancing medical question-answering systems and delivering detailed insights, demonstrating their wide-ranging potential and importance¹¹.

Retrieval Method

The integration of retrieval methods has developed as an enhancement for various applications. The Retrieval Augmented Generation (RAG) model in Open-Domain Question Answering (ODQA) initially relied on a Wikipedia-based external knowledge base. Still, it faced challenges in specific domains of adaptation like healthcare and news. However, with the proposed *RAG-end2end*, this model was further evolved to effectively adapt to domain-specific knowledge bases through joint training of both the retriever and generator components, ensuring that all external knowledge base components were updated during the training phase¹². Another concept, Retrieval-Augmented Language Modeling (RALM), utilizes grounding documents to condition a language model during its generation phase. Interestingly, a simplified approach known as

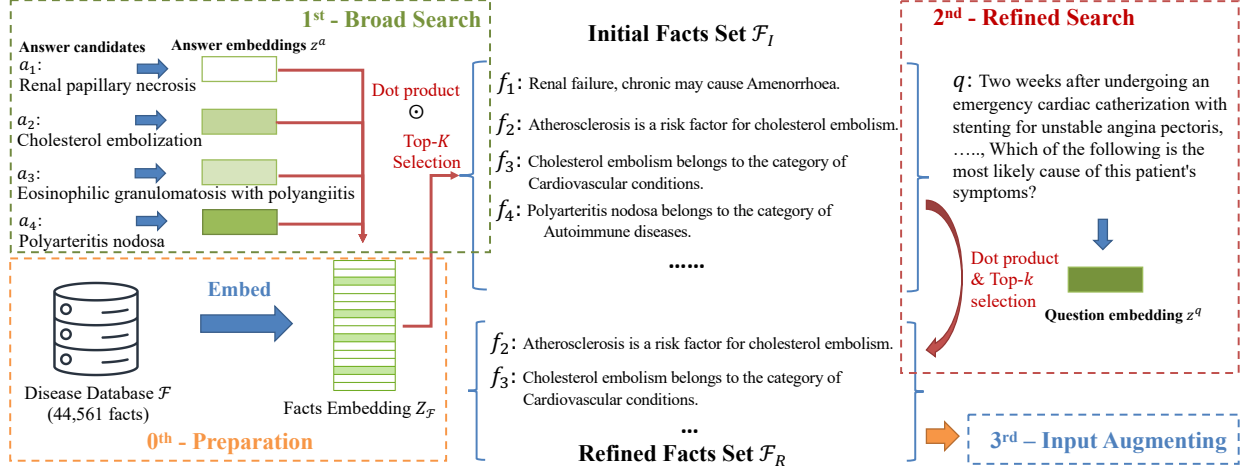


Figure 2. Framework Design for Our Proposed MKRAG: (0) Preparation: use an embedding model to convert fact triplets into embedding. (1) Broad Search: search the most related facts to answer candidates and form the initial facts set. (2) Refined Search: select facts related to the question from the initial facts set and form the refined facts set. (3) Apply retrieved facts to in-context augmenting.

In-Context RALM demonstrated that combining grounding documents to the input, even without altering the original LM architecture, can achieve significant gains in language modeling performance¹³. Within the medical field, the Almanac model showcased how retrieval-augmented LLMs change clinical medicine. By leveraging medical guidelines and treatment recommendations, Almanac was able to improve factuality in clinical scenarios, demonstrating the possibility of LLMs to support clinical decision-making processes¹⁴. Furthermore, ChatGPT, although primarily recognized for its conversational capabilities, incorporated a retrieval feature that enabled it to search the web while generating responses. This development, though still in its beta phase, exhibits the perspective synergy of combining traditional literature search engines with LLMs to enhance information retrieval and synthesis in medical contexts¹⁵. When integrated with LLMs, these retrieval techniques highlight a forward-moving path toward enhancing medical domain information retrieval and effectiveness across diverse sectors.

Methodology

In this study, we propose a method for retrieving and integrating medical knowledge into a language model to enhance its ability to answer medical queries. We will incorporate external medical knowledge into the model’s prompts to facilitate more accurate reasoning. Initially, we will outline our proposed medical retrieval-augmented generation method. Then, we will detail our strategy for medical knowledge retrieval. Finally, we will discuss our design for knowledge injection. The whole framework is shown in Figure 2.

MKRAG for Medical QA

We propose to utilize a medical retrieval method to boost the performance of LLMs in answering medical questions (Medical QA tasks). We focus on a typical Medical QA scenario in which each question is accompanied by several answer choices¹⁶. To correctly answer such a question, one must select the appropriate response from these options.

Formally, for one medical question q , there are four candidate answers a_1, a_2, a_3 , and a_4 , a language model $g_\theta(\cdot)$ is expected to select the correct answer a^* from four candidates given the question q and a question prompt template t_q . This process can be formulated as $g_\theta(t_q, q) = a^*$. An example question template for a naive medical QA task is shown below:

Given question: [q], which of the following answers is true: [a_1], [a_2], [a_3], [a_4]. You can only output the predicted label in exact words. No other words should be included.

In this paper, MKRAG is introduced as a solution aimed at augmenting language models with medical knowledge, which may either be missing or inaccurately represented. MKRAG is structured around two key phases: the acquisition of medical facts and the subsequent injection of this knowledge into the model. The initial phase, *Medical Facts Retrieval*, is dedicated to identifying and collecting crucial medical information that has the potential to improve the model’s accuracy in responding to medical inquiries. However, the mere collection of medical facts is not enough. A *Knowledge Injection* strategy to integrate knowledge into LLMs is needed, which will enable language models to understand and utilize the gathered information effectively in their decision-making processes.

Ideally, we would prefer to incorporate all knowledge from the external knowledge base to ensure comprehensiveness. However, we must limit the number of facts considered due to model input limitations. Moreover, redundant information in the model input could also degrade the QA task performance¹⁷. In this case, our design proposes to include knowledge with high relevance to both the ground truth answer a^* and question q . This task is challenging since we do not process the ground truth answer. Thus, in the following section, we will explore strategies to address this challenge by retrieving the highly relevant knowledge for each medical question and injecting the knowledge into the LLM.

Medical Facts Retrieval

In this section, we will introduce our proposed two-step retrieval strategy to retrieve the most relevant medical facts from an external knowledge base. We first define our retrieval objective as follows: Given a question q and four answer candidates, a_1, a_2, a_3, a_4 , our primary goal is to discern and extract a set of facts $\{f_1, f_2, \dots, f_n\}$ that possess the highest relevance to both the question and the answer candidates from an external knowledge base \mathcal{F} . Subsequently, our aim is to employ these extracted facts as the prompt to conduct in-context model augmenting.

To achieve this goal, we introduce a comprehensive strategy for extracting relevant facts. In the initial preparatory phase, we transform the entire external knowledge base into embeddings for dense retrieval. Specifically, for each fact f_i within the knowledge base \mathcal{F} , we employ a pre-trained language model g_z to convert it into an embedding denoted as z_i^f . This process results in the creation of an embedded knowledge base, represented as $Z_{\mathcal{F}}$. In our research, we select the Disease Database⁵ as our knowledge base \mathcal{F} and employ various models, including SapBert¹⁸ and Contriver¹⁹, as the embedding model g_z . The rationale for using dense retrieval over sparse retrieval methods, like keyword matching, is that medical symptoms and descriptions often vary in their expressions, making them challenging to capture with sparse retrieval techniques.

Following this, in the first extraction step, we employ the same embedding techniques to convert each answer candidate a_i into an embedding z_i^a . For every candidate answer, we then extract the K most closely related facts from the external knowledge base \mathcal{F} , establishing an initial set of facts denoted as \mathcal{F}_I . In this work, the semantic relevance is evaluated by the embeddings similarity s , which is defined as below:

$$s(z^a, z^f) = (z^a)^T z^f. \quad (1)$$

For z^a , the top- K most related fact set can be selected :

$$\mathcal{F}_I = \text{Top-}K \underset{f \in \mathcal{F}}{s(g_z(f), z^a)}, \quad (2)$$

where Top- K function returns K facts with the highest similarity value. The initial set comprises medical information pertaining to all answer candidates, which could be integrated into the augmenting prompt to aid the language model in its reasoning process. However, the retrieved set of facts \mathcal{F}_I may include redundant

information that is unrelated to the question description q . The inclusion of irrelevant information could potentially confuse the language model, resulting in a decrease in answering performance²⁰.

Thus, we need to remove these redundant facts, which leads to our fact refinement in the second step of the extraction. Here, we first convert the question q concatenated with four candidates into an embedding z^q using the same model g_z . Subsequently, we select the top- k facts from the initial facts set \mathcal{F}_I that exhibit high similarity to z^q , forming the refined facts set \mathcal{F}_R , which can be defined as below:

$$\mathcal{F}_R = \text{Top-}k_{f \in \mathcal{F}_I} s(g_z(f), z^q). \quad (3)$$

The refined facts set \mathcal{F}_R contains facts that are related to both question description and answer candidates. These contextual facts will act as anchors, providing the model with vital background information intended to improve its decision-making capability. Our hypothesis is that these contextual facts will aid the model in better understanding and aligning its responses with the the specific medical question at hand, ultimately enhancing accuracy.

Knowledge Injection

Following the retrieval of medical facts, our methodology progresses to the phase of knowledge injection. This paper employs in-context learning for this purpose, which capitalizes on the inherent abilities of language models to internalize and apply the newly incorporated medical knowledge, thus significantly enhancing their functionality. Specifically, we directly incorporate the retrieved medical knowledge into the question prompt. Successful MKRAG can effectively calibrate the output of a pre-trained language model, thereby enhancing its performance on medical question-answering datasets.

In our case, the retrieved medical fact set is \mathcal{F}_R , which comprises multiple facts $\mathcal{F}_R = \{f_1, f_2, \dots, f_n\}$. Each fact can be denoted as a triple $f = (h, r, t)$, where h signifies the head entity, r denotes the relation, and t represents the tail entity. In the medical context, the fact could be a medical statement, such as (*Atherosclerosis, is a risk factor for, cholesterol embolism*), which is shown in Figure 2. We define the injecting template as t_e , which can be designed like:

Here are some medical facts: f_1, f_2, \dots, f_n . Given question: $[q]$, which of the following answers is true: $[a_1], [a_2], [a_3], [a_4]$. You can only output the predicted label in exact words. No other words should be included.

The sole distinction between the original template and injecting template, t_q and t_e , lies in the inclusion of additional medical facts f_1, f_2, \dots, f_n . By incorporating these medical facts into the model input, we aim to guide the language model in generating an answer that corresponds to the accurate information contained within the provided medical facts.

Experiments

To explore the efficacy of retrieval augmented generation in medical question answering, we conduct experiments driven by three key questions: **RQ1:** Can medical retrieval enhance performance? **RQ2:** Which knowledge retrieval model is most effective? **RQ3:** Does the number of retrieval facts impact performance?

Experiment Setting

In this section, we present our experimental settings, including the test dataset, the target language model for medical retrieval, baseline models for comparison, and our evaluation methodology with defined criteria and metrics.

MedQA-USMLE Dataset In our study, we utilized the MedQA-USMLE dataset, a robust resource designed for the complex demands of open-domain medical question answering¹⁶. Based on the United States Medical License Exams (USMLE), this dataset encompasses a trilingual spectrum, covering English, simplified Chinese, and traditional Chinese. There are three sets of questions in different languages, 12,723 questions in English, 34,251 in simplified Chinese, and 14,123 in traditional Chinese. As highlighted by Jin²¹, even the most advanced OpenQA systems face a formidable challenge due to the design and complexity of the dataset. Contemporary research leveraging this dataset has exposed certain performance bottlenecks, with top recorded accuracies standing at 36.7% for English questions. The comprehensive and diverse aspects of the MedQA-USMLE dataset not only make it a crucial tool for evaluating medical question-answering models but also highlight its significance as a key benchmark for multilingual medical model evaluations

Language Model: Vicuna-7B The model leveraged in our study is Vicuna-7B⁴, an innovative open-source chatbot developed by fine-tuning the LLaMA model on an expansive dataset derived from user-shared conversations on ShareGPT. The dataset comprised approximately 70K conversations, ensuring a diverse and rich training set. Modifications were made to the training scheme based on the Stanford Alpaca project²². Noteworthy adjustments include accounting for multi-turn conversations in the training loss and significantly extending the maximum context length from the conventional 512, as seen in Alpaca, to 2048 tokens in Vicuna. Though promising, it is essential to underscore that Vicuna-7B, like other LLMs, has certain limitations, which are considered in our experimental design.

Baseline Models for Medical QA In the landscape of language models, our experiments positioned our approach amidst a collection of innovative models. BERT³ can be used to capture rich context by examining both preceding and following text. One of its derivatives, BioBERT²³, was specifically designed for the biomedical domain. By pre-training on biomedical corpora, it adeptly navigated the unique terminologies and structures characteristic of biomedical literature., often surpassing BERT and other models in biomedical text mining tasks. Another noteworthy advancement came from RoBERTa²⁴. This model revisited the training scheme of BERT, making optimizations in hyperparameters and underscoring the substantial benefits of parameter tuning. SapBERT¹⁸ was exceptional with its unique self-alignment mechanism, combined with its capacity to exploit vast biomedical ontologies like UMLS, which made it a robust solution for tasks like medical entity linking. Lastly, QA-GNN⁵ offered a novel answering method. Integrating insights from pre-trained language models with knowledge graphs demonstrated improved reasoning across various data sources, notably on benchmarks such as MedQA-USMLE. In summary, these models, each with their distinct strengths, provided a comprehensive benchmark for evaluating the performance of our experimental approach.

Answer Evaluation For the assessment of our model’s performance, we employed a string-matching approach to quantify the alignment between the model-generated answers and the ground truth. In this context, an answer was deemed correct if the entirety of the ground truth was identifiable within the model’s output. Using string matching like this provides a simple but powerful way to check how accurately the model’s responses match what’s expected, especially when it’s crucial for the answers to align perfectly.

Main Experiment Results

As shown in Table 1, the Vicuna-7B model achieves the best performance in accuracy on the test split of MedQA-USMLE dataset. We also have the following observation: (1) our medical retrieval method for the Vicuna model yielded a significant improvement in accuracy, achieving 48.54%. This improvement not only outperformed the baseline, the vanilla Vicuna, by over 4% points but also surpassed the performances of models like Bio-BERT-large, SapBERT, and QA-GNN.

(2) Our approach is more efficient than baselines. The enhancements in the post-retrieval Vicuna model are realized without resorting to resource-intensive methods like fine-tuning (BioBERT) or the overhead of training an entirely new model from scratch (SapBERT and QA-GNN). This underscores the effectiveness of medical retrieval as a strategy, showcasing that with strategic knowledge retrieval and injection, we can achieve competitive performance improvement without the typically associated computational costs.

Table 1. Comparison of MedQA-USMLE (Test) Answering Accuracy.

Method	Accuracy (%)
BERT-base ³	34.3
BioBERT-base ²³	34.1
RoBERTa-large ²⁴	35.0
BioBERT-large ²³	36.7
SapBERT ¹⁸	37.2
QA-GNN ⁵	38.0
Vanilla Vicuna ⁴	44.46
MKRAG Vicuna (Ours)	48.54

Ablation Study on Retrieval Model

In this subsection, we compare the effectiveness of different embedding models in our fact retrieval task. We show the QA accuracy using the Contriever¹⁹ and SapBERT¹⁸ as the embedding model g_z in Figure 3. The obtained embeddings are used to retrieve related facts, as we discuss in the Medical Facts Retrieval section. We can observe that Contriever slightly outperformed SapBERT, securing an accuracy of 48.54% compared to SapBERT’s 48.07%.

The observation that a retriever trained on a general domain outperforms SapBERT, a model specialized in domain-specific (medical) datasets, presents an intriguing point for analysis. There are two potential rationales for this phenomenon. First, Contriever utilizes contrastive learning to pre-train the model, which is more effective than self-alignment pretraining¹⁸. Contriever’s diverse pre-training corpus, which spans multiple text domains beyond medical texts, endows it with a sophisticated understanding of language semantics and structures. This broad training foundation enables Contriever to more accurately identify relevant facts within a query’s context. In contrast, SapBERT is primarily designed for specialized medical datasets and is inherently more narrow in its focus. Although both models are used on the same dataset for this experiment, their foundational design principles could result in different retrieval competencies.

In summary, the results underscore the significance of a retrieval model’s architecture and foundational training, even when working within a specialized domain. Contriever’s superior accuracy suggests that a broader pre-training approach can offer advantages in specific retrieval tasks, even within a constrained dataset like our disease database.

Ablation Study on Retrieval Fact Number

In the following experiment, we analyze the retrieval performance with different numbers of medical facts. Specifically, we first select k values from 4, 8, and 16, then incorporate the corresponding top- k facts into the prompt. We compare the QA accuracy of the language model in Table 2. The results indicate a positive correlation between the number of inserted facts and the model’s performance, with a notable improvement as more facts are incorporated.

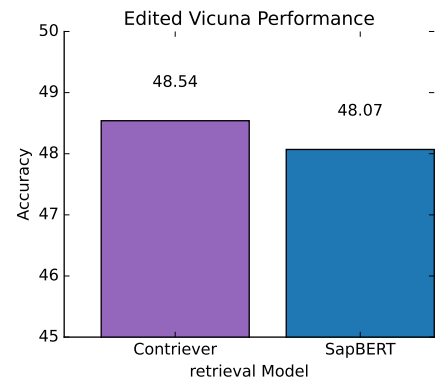


Figure 3. Retrieval Model Comparison: Language model pre-trained on general corpus shows better performance than the model pre-trained on medical corpus.

This correlation can be attributed to the nature of medical data. Medicine is a discipline characterized by its intricate web of interrelated facts, pathologies, and treatments. By providing the model with a richer set of facts, we essentially arm it with a more comprehensive context, thereby enabling it to discern finer nuances and interrelations when faced with medical questions. In such a complex domain, every additional piece of relevant information becomes a crucial anchor, aiding in more informed decision-making. However, there’s a practical ceiling to this approach, determined by the limitations of the prompt size that can be presented to the model. Therefore, while the trend suggests that more facts inherently lead to better performance, the real-world application of this insight is bounded by the technical constraints of the language model.

Case Study

Table 2. Comparison of Retrieval Fact Number.

Fact Number		4	8	16
		Accuracy (%)		
Retrieval Model	Contriever	41.86	45.48	48.54
	SapBert	41.63	45.01	48.07

Case Study 1: {Question_id: 1253}

Question: A 7-day-old newborn boy presents to the emergency department with a history of fever, irritability, and generalized erythema. During the first 2 days of clinical manifestations, the parents of the child tried to control the symptoms using acetaminophen; however, the newborn continued to be ill, and blisters were noticeable around the buttocks, hands, and feet. During the physical examination, the vital signs include body temperature 39.0°C (102.3°F), heart rate 130/min, and respiratory rate 45/min. Ears, nose, and oral mucosa preserved their integrity, while the skin presents with diffuse blanching erythema and flaccid blisters with a positive Nikolsky’s sign. What is the most likely diagnosis in this patient?

Choices: [A.] Scarlet fever, [B.] Scalded skin syndrome, [C.] Impetigo, [D.] Pyoderma

Ground Truth: B (Scalded skin syndrome)

Retrieved fact:

Staphylococcal scalded skin syndrome may cause Erythema multiforme, Staphylococcal scalded skin syndrome belongs to the category of Bacteria and bacterial diseases, Staphylococcus aureus may cause Staphylococcal scalded skin syndrome, Impetigo may cause...

Answer Before Retrieval:

The most likely diagnosis in this patient is: Scarlet fever.

Answer after Retrieval:

The most likely diagnosis in this patient is Staphylococcal scalded skin syndrome. The patient’s symptoms of fever, irritability, and generalized erythema, along with the presence of blisters on the buttocks, hands, and feet, are consistent with this diagnosis. Additionally, the patient’s vital signs and the physical examination findings of diffuse blanching erythema and flaccid blisters with a positive Nikolsky’s sign are also consistent with Staphylococcal scalded skin syndrome.

Case Study 2: {Question_id: 1260}

Question: A 51-year-old man is brought to the physician by his wife because of a 3-week history of abnormal behavior. His wife reports he has been preoccupied with gambling at the local casino. He becomes restless and irritable when his wife attempts to restrict his gambling. Four months ago, he was diagnosed with Parkinson disease and treatment was initiated. Which of the following best describes the mechanism of action of the drug that was most likely prescribed for this patient?

Choices: [A.] Peripheral inhibition of DOPA decarboxylase, [B.] Direct activation of dopamine receptors, [C.] Selective inhibition of monoamine oxidase B, [D.] Inhibition of catechol-O-methyl transferase

Ground Truth: B (Direct activation of dopamine receptors)

Retrieved fact:

Dopamine transporter deficiency syndrome may cause Parkinsonism, Dopamine may treat Parkinson's disease, Dopamine may treat Parkinsonian disorders, Dopamine may treat Tremors, L-DOPA may treat...

Answer Before Retrieval:

The mechanism of action of the drug most likely prescribed for this patient is: Inhibition of catechol-O-methyl transferase.

Answer after Retrieval:

The mechanism of action of the drug most likely prescribed for this patient is: Direct activation of dopamine receptors.

Case Study Analysis:

In case study 1, the decision to change the diagnosis from Scarlet fever to Staphylococcal scalded skin syndrome in the *Answer after Retrieval* section was influenced by the retrieved facts highlighting the association of Staphylococcal scalded skin syndrome with erythema multiforme and its causation by Staphylococcus aureus. These highlighted facts directly support the symptoms and physical examination findings described in the question, particularly the presence of blisters and a positive Nikolsky's sign, which are characteristic of Staphylococcal scalded skin syndrome. The inclusion of these specifics from the retrieved information provided a stronger correlation with the patient's condition, leading to the revised diagnosis.

In case study 2, although the retrieved facts do not directly mention the specific mechanism of action of the medication, emphasizing the role of dopamine in treating Parkinson's disease, Parkinsonian disorders, and tremors suggests that direct activation of dopamine receptors might be an effective treatment strategy. This indirect inference from the yellow highlighted information about dopamine's therapeutic role could have prompted the model to shift its decision from Inhibition of catechol-O-methyl transferase to Direct activation of dopamine receptors. This potential rationale for changing the decision based on the retrieved information illustrates how the model might use indirect evidence to optimize its answer strategy.

Conclusion

In our study, we introduced MKRAG, a method designed to enhance the performance of large language models (LLMs) in answering medical questions. This approach involves medical facts retrieval and knowledge injection. We explored various fact retrieval mechanisms and found that Contriever slightly outperformed SapBert, highlighting the importance of choosing the right retrieval technique. Additionally, we discovered that presenting more facts, within the limits of the prompt, tends to improve performance.

Our work with MKRAG underscores the potential to enhance language models for specific tasks, such as medical question-answering. These findings not only contribute to our understanding of language model optimization but also suggest pathways for improving LLMs' performance in other domain-specific tasks.

References

1. Vaswani A, Shazeer N, Parmar N, Uszkoreit J, Jones L, Gomez AN, et al.. Attention Is All You Need; 2023.
2. Brown TB, Mann B, Ryder N, Subbiah M, Kaplan J, Dhariwal P, et al.. Language Models are Few-Shot Learners; 2020.
3. Devlin J, Chang MW, Lee K, Toutanova K. Bert: Pre-training of deep bidirectional transformers for language understanding. arXiv preprint arXiv:1810.04805. 2018.
4. Chiang WL, Li Z, Lin Z, Sheng Y, Wu Z, Zhang H, et al. Vicuna: An open-source chatbot impressing gpt-4 with 90%* chatgpt quality. See <https://vicuna.lmsys.org> (accessed 14 April 2023). 2023.

5. Yasunaga M, Ren H, Bosselut A, Liang P, Leskovec J. QA-GNN: Reasoning with language models and knowledge graphs for question answering. *arXiv preprint arXiv:210406378*. 2021.
6. Meng K, Bau D, Andonian A, Belinkov Y. Locating and Editing Factual Associations in GPT. *Advances in Neural Information Processing Systems*. 2022;35.
7. Radford A, Wu J, Child R, Luan D, Amodei D, Sutskever I, et al. Language models are unsupervised multitask learners. *OpenAI blog*. 2019;1(8):9.
8. Touvron H, Lavril T, Izacard G, Martinet X, Lachaux MA, Lacroix T, et al.. LLaMA: Open and Efficient Foundation Language Models; 2023.
9. Holmes J, Liu Z, Zhang L, Ding Y, Sio TT, McGee LA, et al.. Evaluating Large Language Models on a Highly-specialized Topic, Radiation Oncology Physics; 2023.
10. Liu Z, Zhong T, Li Y, Zhang Y, Pan Y, Zhao Z, et al.. Evaluating Large Language Models for Radiology Natural Language Processing; 2023.
11. Chang Y, Wang X, Wang J, Wu Y, Yang L, Zhu K, et al.. A Survey on Evaluation of Large Language Models; 2023.
12. Siriwardhana S, Weerasekera R, Wen E, Kaluarachchi T, Rana R, Nanayakkara S. Improving the Domain Adaptation of Retrieval Augmented Generation (RAG) Models for Open Domain Question Answering; 2022.
13. Ram O, Levine Y, Dalmedigos I, Muhlgay D, Shashua A, Leyton-Brown K, et al.. In-Context Retrieval-Augmented Language Models; 2023.
14. Zakka C, Shad R, Chaurasia A, Dalal AR, Kim JL, Moor M, et al. Almanac — Retrieval-Augmented Language Models for Clinical Medicine. *NEJM AI*. 2024;1(2):AIoa2300068. Available from: <https://ai.nejm.org/doi/abs/10.1056/AIoa2300068>.
15. Jin Q, Leaman R, Lu Z. Retrieve, Summarize, and Verify: How will ChatGPT impact information seeking from the medical literature? *Journal of the American Society of Nephrology*. 2023;10-1681.
16. Jin D, Pan E, Oufattole N, Weng WH, Fang H, Szolovits P. What disease does this patient have? a large-scale open domain question answering dataset from medical exams. *Applied Sciences*. 2021;11(14):6421.
17. Cuconasu F, Trappolini G, Siciliano F, Filice S, Campagnano C, Maarek Y, et al. The power of noise: Redefining retrieval for rag systems. *arXiv preprint arXiv:240114887*. 2024.
18. Liu F, Shareghi E, Meng Z, Basaldella M, Collier N. Self-alignment pretraining for biomedical entity representations. *arXiv preprint arXiv:201011784*. 2020.
19. Izacard G, Caron M, Hosseini L, Riedel S, Bojanowski P, Joulin A, et al. Unsupervised dense information retrieval with contrastive learning. *arXiv preprint arXiv:211209118*. 2021.
20. Shi F, Chen X, Misra K, Scales N, Dohan D, Chi EH, et al. Large language models can be easily distracted by irrelevant context. In: *International Conference on Machine Learning*. PMLR; 2023. p. 31210-27.
21. Jin D, Pan E, Oufattole N, Weng WH, Fang H, Szolovits P. What Disease does this Patient Have? A Large-scale Open Domain Question Answering Dataset from Medical Exams; 2020.
22. Taori R, Gulrajani I, Zhang T, Dubois Y, Li X, Guestrin C, et al.. Stanford Alpaca: An Instruction-following LLaMA model. GitHub; 2023. https://github.com/tatsu-lab/stanford_alpaca.
23. Lee J, Yoon W, Kim S, Kim D, Kim S, So CH, et al. BioBERT: a pre-trained biomedical language representation model for biomedical text mining. *Bioinformatics*. 2020;36(4):1234-40.
24. Liu Y, Ott M, Goyal N, Du J, Joshi M, Chen D, et al. Roberta: A robustly optimized bert pretraining approach. *arXiv preprint arXiv:190711692*. 2019.