
Efficient Low-rank Backpropagation for Vision Transformer Adaptation

Yuedong Yang Hung-Yueh Chiang Guihong Li Diana Marculescu Radu Marculescu
Chandra Family Department of Electrical and Computer Engineering
The University of Texas at Austin
{albertyoung,hungyueh.chiang,lgh,dianam,radum}@utexas.edu

Abstract

The increasing scale of vision transformers (ViT) has made the efficient fine-tuning of these large models for specific needs a significant challenge in various applications. This issue originates from the computationally demanding matrix multiplications required during the backpropagation process through linear layers in ViT. In this paper, we tackle this problem by proposing a new Low-rank Back-Propagation via Walsh-Hadamard Transformation (LBP-WHT) method. Intuitively, LBP-WHT projects the gradient into a low-rank space and carries out backpropagation. This approach substantially reduces the computation needed for adapting ViT, as matrix multiplication in the low-rank space is far less resource-intensive. We conduct extensive experiments with different models (ViT, hybrid convolution-ViT model) on multiple datasets to demonstrate the effectiveness of our method. For instance, when adapting an EfficientFormer-L1 model on CIFAR100, our LBP-WHT achieves 10.4% higher accuracy than the state-of-the-art baseline, while requiring 9 MFLOPs less computation. As the first work to accelerate ViT adaptation with low-rank backpropagation, our LBP-WHT method is complementary to many prior efforts and can be combined with them for better performance.

1 Introduction

Vision transformers (ViT) have emerged as the latest state-of-the-art tool in numerous general computer vision tasks [1–7]. However, tailoring these models to meet specific needs (*e.g.*, new dataset with different distribution) can be challenging. Indeed, adapting ViT models via finetuning demands considerable computational resources and is often impractical for most edge applications. For instance, to maintain privacy, in federated learning [8–10], model adaptation is limited to users’ personal edge devices (*e.g.*, smartphones), where computational power is tightly restricted [11, 12].

The primary computational bottleneck arises from gradient propagation through the dense layers of ViT. Specifically, calculating gradients for layer weights and inputs requires two computationally-intensive matrix multiplications, given the gradient for output [13]. To tackle this issue, [14] tries to simplify matrix multiplications using low-rank reparametrization. However, this method only reduces the gradient computation for weights and **not** for inputs, thus limiting the overall speedup. This observation raises the following question:

How can we decrease the computational cost for all operations, including gradient computations for weights and inputs, involved in backpropagation (BP) through any linear layer in the ViT model?

To answer this question, we introduce a new *Low-rank BackPropagation via Walsh-Hadamard Transformation* (LBP-WHT) method. As shown in Figure 1, our method intuitively performs BP for gradients w.r.t. inputs and weights in a low-rank space. To achieve this, we project the gradient w.r.t. the output into a low-rank space using WHT [15], then perform low-rank matrix multiplications, and

finally project the results back. This way, all matrix multiplications occur in a low-rank space, hence the computational cost is significantly reduced. In summary, our contributions are as follows:

- We propose LBP-WHT, a new approach which greatly reduces the computational cost for adapting ViT while maintaining accuracy; our method lowers the computational barrier and enables adapting large ViT models on resource constrained edge devices.
- LBP-WHT is the first work accelerating ViT training by low-rank BP; thus, LBP-WHT is orthogonal to prior works and can be combined with them for a better performance. Additionally, LBP-WHT offers abundant flexibility that can provide a good tradeoff between accuracy and cost.
- Extensive experiments on multiple datasets demonstrate the effectiveness of our method. Indeed, LBP-WHT consistently outperforms the baseline methods both in accuracy and speed. For instance, LBP-WHT achieves 10.4% higher accuracy, while requiring 9 MFLOPs less computation than [14] for training EfficientFormer-L1 on CIFAR100 dataset.

The paper is organized as follows. Section 2 formulates the problem associated with BP for linear layers. Section 3 presents our method LBP-WHT in detail. Experimental results are presented in Section 4. Section 5 reviews relevant work. Finally, Section 6 summarizes our main contributions.

2 Problem Formulation

Naming conventions: In this paper, we treat all feature maps as matrices composed of real numbers, with dimensions $\mathbb{R}^{C \times L}$, where C represents the number of rows and L denotes the number of columns. Each row in the matrix is regarded as a “channel” consisting of L elements, and there are a total of C channels in the feature map. We use subscripts to identify specific variables, such as C_x for the number of channels associated with variable x . Gradients with respect to x are denoted by g_x , with the subscript indicating the target variable x .

Backpropagation for linear layers: We focus on the BP process for linear layers, a crucial building block for vision transformers. Given an input $x \in \mathbb{R}^{C_x \times L}$ and weights $w \in \mathbb{R}^{C_y \times C_x}$, the forward propagation to compute the output $y \in \mathbb{R}^{C_y \times L}$ can be expressed as:

$$y = x \cdot w^T \quad (1)$$

Therefore, as shown in Figure 2a, given the gradient with respect to the output y , *i.e.*, $g_y \in \mathbb{R}^{C_y \times L}$, the back-propagation for computing the gradient with respect to the weights w , $g_w \in \mathbb{R}^{C_y \times C_x}$, and the gradient with respect to the input x , $g_x \in \mathbb{R}^{C_x \times L}$, can be represented as two matrix multiplications:

$$g_w = g_y \cdot x, g_x = g_y \cdot w \quad (2)$$

The gradient w.r.t. the weight (g_w) is utilized for updating the weights w , while the gradient w.r.t. the input (g_x) is employed for propagating the gradient to other layers. During the BP process, each matrix multiplication incurs a computational cost of $2C_x C_y L$ FLOPs, which amounts to $4C_x C_y L$ FLOPs, in total. Given that in ViT models, the number of channels (C_x and C_y) and the length of the input feature map (L) are substantial [1–7], the computational cost for BP becomes significant.

Low-rank backpropagation: As shown in Figure 1 and 2b, we propose reducing the computational cost for both matrix multiplications by employing low-rank approximations. Specifically, we first project variables into a low-rank space as follows:

$$\hat{g}_y = p(g_y), \hat{x} = p(x) \quad (3)$$

Here, $\hat{g}_y \in \mathbb{R}^{C_y \times r}$ and $\hat{x} \in \mathbb{R}^{C_x \times r}$ represent the low-rank space projections ($r \ll L$) for the gradient with respect to the output (g_y) and input x , respectively. The projection function $p(\cdot)$ will be introduced in the next section.

Next, we execute the BP through the linear layer in the low-rank spaces as follows:

$$\hat{g}_w = \hat{g}_y \cdot \hat{x}, \hat{g}_x = \hat{g}_y \cdot w \quad (4)$$

Finally, we project the low-rank gradient with respect to the input (\hat{g}_x) back into its original space. The reverse projection for \hat{g}_w can be

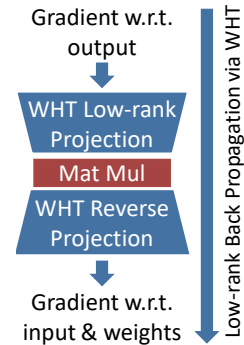


Figure 1: Our LBP-WHT. “Mat Mul” is short for “Matrix Multiplication”.

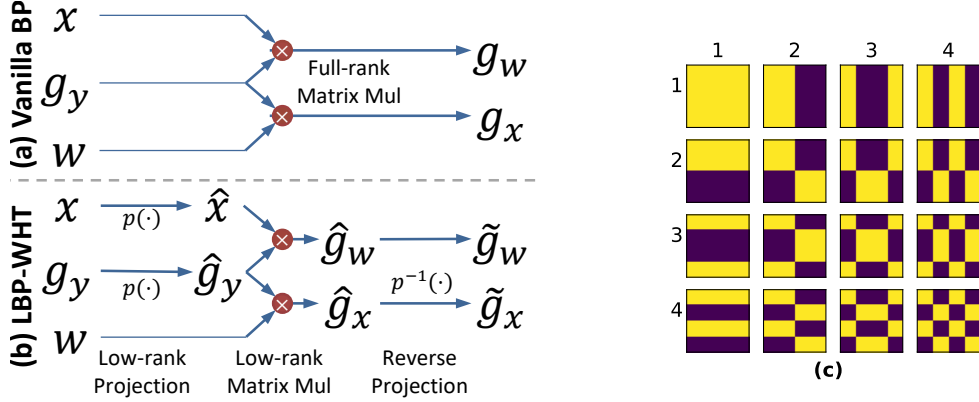


Figure 2: **(a-b)** Workflows for BP through a linear layer utilizing (a) the conventional method and (b) our LBP-WHT method. The intuition is to reduce the computation cost for BP by performing matrix multiplication in a low-rank space. To achieve this, we first project variables into a low-rank space using WHT $p(\cdot)$, then carry out efficient matrix multiplications, and finally project them back using $p^{-1}(\cdot)$, where both p and p^{-1} are implemented with WHT. **(c)** Bases $B_{i,j}$ for order-4 2D WHT. White and Black represents +1 and -1, respectively. Of note, in the context of ViT, 2D feature maps are flattened into 1D, so we utilize a flattened version of these bases.

omitted as it already exists in the same space $\mathbb{R}^{C_y \times C_x}$ as the target g_w . For \hat{g}_x , the reverse projection is accomplished using the function $p^{-1}(\cdot)$, the details of which will be presented later:

$$\tilde{g}_w = \hat{g}_w, \tilde{g}_x = p^{-1}(\hat{g}_x) \quad (5)$$

Here, \tilde{g}_w and \tilde{g}_x represent the resulting gradients for weights and input. As these gradients are generated through an approximated back-propagation process rather than the standard BP, we denote these variables with tildes.

3 LBP-WHT: Low-rank BackPropagation via WHT

As shown in Figure 2b, intuitively, we reduce the computational cost by performing back-propagation in a low-rank space, as described in Equation 4. For instance, using a rank r approximation, each matrix multiplication requires $2C_x C_y r$ FLOPs, which can be substantially smaller than $2C_x C_y L$ when $r \ll L$. Nevertheless, this approach necessitates two additional steps, projection and reverse projection (as illustrated in Equation 3 and 5), which introduce some computational overhead. Furthermore, the low-rank projection may add noise and potentially diminish the quality of training. To address these concerns, our method incorporates a low-overhead projection function based on the WHT and tackles the second issue by selecting an appropriate set of WHT bases.

WHT is a generalized Fourier transformation. Figure 2c displays the transformation basis for an order-4 WHT. For an order- n 2D WHT, there are $n \times n$ bases $B_{i,j}$, with each basis being an $n \times n$ matrix containing only +1 and -1. Of note, in the context of ViT, 2D feature maps are flattened into 1D maps, so we utilize a flattened WHT base—a vector with a length of n^2 , i.e., $B_{i,j} \in \mathbb{Z}^{n^2 \times 1}, 1 \leq i, j \leq n$. WHT possesses four properties that make it advantageous for us:

- The transformation bases are complete.
- The transformation bases are orthogonal.
- The transformation bases contain only +1 and -1.
- The transformation cost can be reduced via fast WHT algorithm with $O(n \log n)$ complexity.

The first property (completeness) allows WHT to perform transformations ranging from lossy (when few bases are activated) to lossless (when all bases are activated). This grants flexibility in exploring the trade-off between efficiency and accuracy. The second property ensures that any variable has precisely one projection result, obtainable via matrix multiplication. For instance, the projection function for g_y (Equation 3) with basis $B_{i,j}$ can be expressed as $p(g_y) = g_y \cdot B_{i,j}$. Likewise,

the reverse projection can also be implemented using a simple matrix multiplication. The third and final properties demonstrate the efficiency of WHT implementation, requiring only $O(n \log n)$ additions/subtractions and no multiplications [16].

3.1 Low-rank Back-Propagation with WHT

Indeed, these four properties demonstrate that WHT is an ideal fit for our needs, offering both low overhead and high flexibility for selecting an appropriate set of bases. Therefore, we employ WHT as the projection function $p(\cdot)$ and reverse projection function $p^{-1}(\cdot)$ in Equations 3 and 5. More specifically, for an order- n WHT with a set of r bases chosen by an index set \mathcal{I} , the projection function can be written as:

$$p(x) = \text{WHT}(x; \mathcal{I}) = x \cdot (B_{i_1, j_1} \ B_{i_2, j_2} \ \cdots \ B_{i_r, j_r}), (i_k, j_k) \in \mathcal{I}, 1 \leq k \leq r \quad (6)$$

where $\mathcal{I} = \{(i_k, j_k) | 1 \leq i_k, j_k \leq n, 1 \leq k \leq r\}$ indicates which bases are activated. Similarly, the reverse projection function can be expressed as:

$$p^{-1}(x) = \text{WHT}^{-1}(x; \mathcal{I}) = x \cdot (B_{i_1, j_1} \ B_{i_2, j_2} \ \cdots \ B_{i_r, j_r})^T, (i_k, j_k) \in \mathcal{I}, 1 \leq k \leq r \quad (7)$$

For simplicity, both Equations 6 and 7 are presented using the vanilla WHT algorithm with computational complexity $O(n^2)$, rather than the fast WHT algorithm with complexity $O(n \log n)$. Consequently, our LBP-WHT algorithm can be summarized as Algorithm 1 also shown in Figure 2b.

Algorithm 1 Backpropagation through a linear layer with LBP-WHT.

Input: Input x , weight w , gradient w.r.t. output g_y , Selected WHT base indices \mathcal{I}

Output: Approximated gradient w.r.t. input \tilde{g}_x , approximated gradient w.r.t. weight \tilde{g}_w

$\hat{x} \leftarrow p(x) = \text{WHT}(x; \mathcal{I})$ ▷ Projection to a low-rank space with WHT (Equation 3)

$\hat{g}_y \leftarrow p(g_y) = \text{WHT}(g_y; \mathcal{I})$

$\hat{g}_w \leftarrow \hat{g}_y^T \cdot \hat{x}$ ▷ Efficient matrix multiplication in a low-rank space (Equation 4)

$\hat{g}_x \leftarrow \hat{g}_y \cdot w$

$\tilde{g}_x \leftarrow p^{-1}(\hat{g}_x) = \text{WHT}^{-1}(\hat{g}_x; \mathcal{I})$ ▷ Reverse projection to a full-rank space (Equation 5)

$\tilde{g}_w \leftarrow \hat{g}_w$ ▷ Skipped reverse projection since \hat{g}_w is already in a full-rank space

Given input for BP, we first project x and g_y into low-rank space (Equation 3), then we perform matrix multiplication (Equation 4) and lastly we project the results back (Equation 5).

3.2 WHT Bases Selection

Here we explore two types of basis selection strategies: low-pass and low-heuristic-error.

Low-pass (LP) Base Selection: Natural images have strong spatial locality, *i.e.*, pronounced low-frequency components [17, 18]. We take advantage of this feature and choose bases with stronger low-frequency responses, which have smaller indices as illustrated in Figure 2c. More specifically, we consider both L_1 -based and L_∞ -based low-pass basis selection strategies (LP_{L_1} and LP_{L_∞}):

$$\mathcal{I}_{L_1} = \{(i_k, j_k) \mid |i_k| + |j_k| \leq r_{L_1}, 1 \leq i_k, j_k \leq n, \frac{1}{2}r_{L_1}(1 + r_{L_1}) = r\}, \text{LP}_{L_1} \text{ selection} \quad (8)$$

$$\mathcal{I}_{L_\infty} = \{(i_k, j_k) \mid \max(i_k, j_k) \leq r_{L_\infty}, 1 \leq i_k, j_k \leq n, r_{L_\infty}^2 = r\}, \text{LP}_{L_\infty} \text{ selection} \quad (9)$$

\mathcal{I}_{L_1} and \mathcal{I}_{L_∞} are the index sets for selecting WHT bases, as described in Section 3.1.

Low-heuristic-error (LHE) Base Selection: According to Parseval's Theorem [19], WHT preserves the signal energy, so by selecting the WHT bases with the top- r strongest responses, we can preserve most energy during low-rank projection and minimize the error. Since profiling the energy for all WHT bases on all training steps is expensive, we profile the energy for all WHT bases only for a small number of training steps and select the bases with the top- r energy.

Considering that the L_1 -based low-pass basis selection has a much lower profiling overhead than the low-heuristic-error basis selection and provides finer granularity in balancing accuracy and efficiency, we primarily focus on the LP_{L_1} selection method and explore the other two in Section 4.5.

3.3 Overhead Analysis

Since the computational cost for the fast WHT algorithm depends on the basis selection, we simplify the analysis in this section by considering the matrix multiplication-based vanilla WHT algorithm, as shown in Equations 6 and 7. Table 1 presents the computation requirements for a linear layer with input and output channels C_x and C_y , feature map size L , and the rank for low-rank WHT approximation r . Our LBP-WHT achieves a $\frac{L}{r}$ times speedup with an overhead of $(2C_x + C_y)Lr$ FLOPs, which is only $\frac{(2C_x + C_y)Lr}{4C_x C_y L}$ or $(\frac{1}{C_x} + \frac{1}{2C_y})\frac{r}{2}$ of the total computation required by vanilla BP. Given that ViT typically has a large number of channels, the overhead is very small.

	FLOPs
Vanilla BP	$4C_x C_y L$
Projection	$(C_x + C_y)Lr$
Low-rank MM	$4C_x C_y r$
Reverse Projection	$C_x Lr$

Table 1: Computation required by vanilla BP and components in our LBP-WHT. We consider the projection and reverse projection as overhead. ‘‘MM’’ is short for ‘‘Matrix Multiplication’’.

For instance, the final linear layer in SwinV2-small [1] consists of 3072 input channels, 768 output channels, and a feature map size of 49, which means $C_x = 3072$, $C_y = 768$, and $L = 49$. As per Table 1, conventional backpropagation (BP) requires 462.3 MFLOPs. In contrast, our Low-Rank Backpropagation with WHT (LBP-WHT) method, assuming a rank of 8 ($r = 8$), needs only 78.2 MFLOPs, which is roughly 16.9% of the computation required by vanilla BP.

Breaking down the 78.2 MFLOPs for LBP-WHT, we see that 1.5 MFLOPs are needed for the low-rank projection, 75.5 MFLOPs for BP in the low-rank space, and 1.2 MFLOPs for the reverse projection. The combined overhead is 2.7 MFLOPs, accounting for just 0.6% of vanilla BP’s computation and 3.5% of LBP-WHT’s computation. This demonstrates that with WHT, we can significantly reduce the computation for BP while incurring negligible overhead for low-rank projection.

4 Experimental Results

In this section, we first present our experimental results on image classification and semantic segmentation tasks. Then, we explore the impact of different ranks for low-rank projection and different base selection strategies. Lastly, we present our preliminary results for deploying our methods on real edge devices in the supplementary material.

4.1 Experimental Setup

Environment: We setup our environment with PyTorch 1.13, MMClassification v0.25 and MMSegmentation v0.30. Models are trained with an NVIDIA-A6000 GPU.

Classification: We conduct experiments for image classification following [20]. We use ImageNet [21]-pretrained ViTs and finetune them on six different datasets, namely, CIFAR100 [22] (CF100), CIFAR10 [22] (CF10), Cars [23], Flowers [24], Food [25], and Pets [26]. We standardize the image resolution across all datasets to 224×224 . Each model is finetuned for 50 epochs using the AdamW [27] optimizer and a batch size of 64. The learning rate is adjusted for each dataset based on the performance of EfficientFormer-L1 [28] with vanilla BP.

Semantic Segmentation: We use the ADE20K [29]-pretrained Segformer-mit-b0 [30] model and finetune it on two datasets, Cityscapes [31] (City) and the enhanced Pascal-VOC 2012 [32] (VOC12A). The images are downsampled and cropped to a size of 512×512 pixels for training. Models are finetuned for 20,000 steps using the AdamW optimizer and a batch size of 8.

Partial Training: We primarily report on the results of training the final stage of the ViT using various methods, a common approach in transfer learning to reduce the computational cost [18, 33–36]. More results for full training are included in the supplementary material.

Baselines Comparisons: We compare our results against three baseline methods: Full BP, ‘‘LoRA’’, and ‘‘LoRA-all’’. Full BP refers to training the model with standard full-rank backpropagation. ‘‘LoRA’’ and ‘‘LoRA-all’’ are methods derived from [14]. ‘‘LoRA’’ strictly follows [14], which uses low-rank reparametrization solely in the ViT’s attention modules, while ‘‘LoRA-all’’ applies this method to all linear layers. For hybrid CNN-ViT models, where the attention modules are usually only in the final stage, we use ‘‘LoRA-all’’ for full training.

Partial Training: Training the Last Stage											
Model	Method	R	Speedup	mAcc	MFLOPs	CF100	CF10	Cars	Flowers	Food	Pets
Efficient Former [28] L1 (Hybrid)	Full BP	-	1.0×	88.66	1685.01	79.28	95.23	84.80	95.50	84.04	93.13
	LoRA	8	6.9×	79.59	242.61	65.25	87.40	65.76	90.16	76.46	92.50
	LoRA-all	8	1.7×	85.97	976.50	76.92	94.38	76.84	93.56	81.50	92.64
	$\overline{LP}_{L_1-2}\star$	3	7.2×	85.50	233.62	75.61	93.35	76.96	95.07	79.65	92.34
	$LP_{L_1-4}\star$	10	3.5×	87.76	480.00	78.27	94.60	82.60	95.53	82.37	93.16
	LP_{L_1-8}	36	1.2×	88.62	1397.02	79.34	95.31	84.57	95.58	83.98	92.94
Efficient Former [28] L7 (Hybrid)	Full BP	-	1.0×	91.91	11071.73	86.40	97.61	87.48	97.19	88.58	94.22
	LoRA	8	2.0×	88.45	5520.52	81.66	95.44	78.95	95.82	85.15	93.65
	LoRA-all	8	1.9×	90.36	5973.40	85.09	97.10	83.66	96.16	86.60	93.54
	$\overline{LP}_{L_1-2}\star$	3	9.2×	89.88	1202.83	83.78	96.73	83.02	96.55	85.38	93.84
	$LP_{L_1-4}\star\star$	10	3.8×	91.16	2905.16	85.10	97.22	86.01	97.14	87.48	94.03
	LP_{L_1-8}	36	1.2×	91.80	9241.53	86.19	97.62	87.32	97.40	87.77	94.47
Efficient FormerV2 [37] S0 (Hybrid)	Full BP	-	1.0×	84.27	454.64	72.37	92.63	75.90	92.73	81.44	90.52
	LoRA	8	2.2×	74.42	206.29	60.74	84.89	52.99	86.47	72.23	89.18
	LoRA-all	8	1.5×	78.94	313.19	65.51	88.95	63.49	88.94	76.88	89.89
	$\overline{LP}_{L_1-2}\star$	3	4.5×	77.53	99.94	65.75	88.68	59.02	89.51	74.72	87.49
	$LP_{L_1-4}\star\star$	10	2.7×	81.29	168.60	69.03	90.88	68.34	90.73	79.45	89.29
	LP_{L_1-8}	36	1.1×	83.78	405.84	71.90	92.29	74.31	92.60	81.07	90.52
Efficient FormerV2 [37] L (Hybrid)	Full BP	-	1.0×	91.03	3605.86	82.26	96.13	88.78	96.80	87.63	94.60
	LoRA	8	2.5×	84.74	1469.66	74.35	92.94	70.99	92.97	82.81	94.36
	LoRA-all	8	1.7×	87.94	2092.47	78.97	94.99	80.39	94.32	84.94	94.03
	$\overline{LP}_{L_1-2}\star$	3	6.8×	86.88	533.61	78.00	94.28	76.05	94.36	84.14	94.47
	$LP_{L_1-4}\star\star$	10	3.3×	89.47	1088.06	80.15	95.54	84.64	95.97	85.85	94.66
	LP_{L_1-8}	36	1.1×	90.79	3150.95	82.24	96.02	87.34	96.68	87.41	95.07
SwinV2 [1] Small (ViT)	Full BP	-	1.0×	90.62	3896.51	80.84	96.07	85.35	97.61	88.31	95.53
	LoRA	8	2.4×	78.00	1600.19	68.50	89.62	54.15	83.77	79.81	92.15
	LoRA-all	8	2.0×	84.86	1974.72	73.33	92.29	74.78	90.99	84.61	93.16
	$\overline{LP}_{L_1-2}\star\star$	3	3.3×	90.32	1166.98	80.23	95.65	85.30	97.50	88.06	95.15
	$LP_{L_1-4}\star\star$	10	2.5×	90.43	1535.36	80.39	95.71	85.30	97.54	88.32	95.34
	LP_{L_1-8}	36	1.3×	90.60	2932.84	80.80	95.80	85.72	97.56	88.19	95.53
Full Training											
Efficient FormerV2 [37] S0 (Hybrid)	Full BP	-	1.0×	89.19	2259.93	84.06	96.88	84.80	93.62	84.99	90.79
	LoRA-all	8	1.2×	86.07	1899.99	81.14	96.27	76.25	90.60	81.88	90.27
	LP_{L_1-4}	10	1.9×	78.56	1186.67	72.93	92.67	51.14	90.68	74.62	89.34
	$LP_{L_1-7}\star\star$	28	1.2×	87.86	1833.31	83.14	96.53	80.69	92.21	83.76	90.84
	LP_{L_1-8}	36	1.1×	88.56	2116.41	83.42	96.76	83.00	92.75	84.27	91.14

Table 2: Results for image classification. “ LP_{L_1-r} ” refers to our LBP-WHT method with LP_{L_1-r} base selection as outlined in Equation 8. “mAcc” represents the mean accuracy across all datasets. “R” is short for “rank”. “Hybrid” represents CNN-ViT-hybrid architecture. Results outperforming both LoRA and LoRA-all in speed and mAcc are underlined and marked with \star . Those exceeding all LoRA methods get $\star\star$. Any results that have higher speed or mAcc are highlighted in bold. More results are included in the supplementary material.

Computation Measurements and Preliminary Deployment Results: To determine the computational requirements of different models and methods, we run model training on an Intel i1900K CPU and measure the exact FLOPs using the embedded performance tools “perf” in the Linux kernel v5.15.87. For preliminary deployment results, we test our method on the last two linear layers of EfficientFormer-L1, using OpenBLAS and CuBLAS for CPU and GPU testing respectively on an NVIDIA Jetson Nano. The results for deployment are reported in the supplementary material.

4.2 Image Classification Results

Table 2 demonstrates the effectiveness of our LBP-WHT method in adapting ViT for image classification tasks. Here are some more specific observations:

Comparison with LoRA-based baselines: Our LBP-WHT method consistently surpasses the LoRA-based method across all eight datasets in both partial and full training modes. For instance, when only training the final stage of EfficientFormer-L1, LBP-WHT using LP_{L_1-2} base selection requires **8.9 MFLOPs fewer computations** than LoRA, yet achieves **10% greater accuracy** on the CIFAR100 dataset. When the entire model is trained, the accuracy difference is smaller, but LBP-WHT still outperforms the LoRA-based method. For instance, in comparison to LoRA-all, LBP-WHT using LP_{L_1-7} base selection requires less computation (66.68 MFLOPs), but still improves accuracy by 2% on CIFAR100 when training the EfficientFormerV2-S0 model.

Comparison with traditional full-rank BP: With LP_{L_1-8} base selection, our LBP-WHT method either matches or surpasses the accuracy of full-rank BP while only requiring about 80% of the total

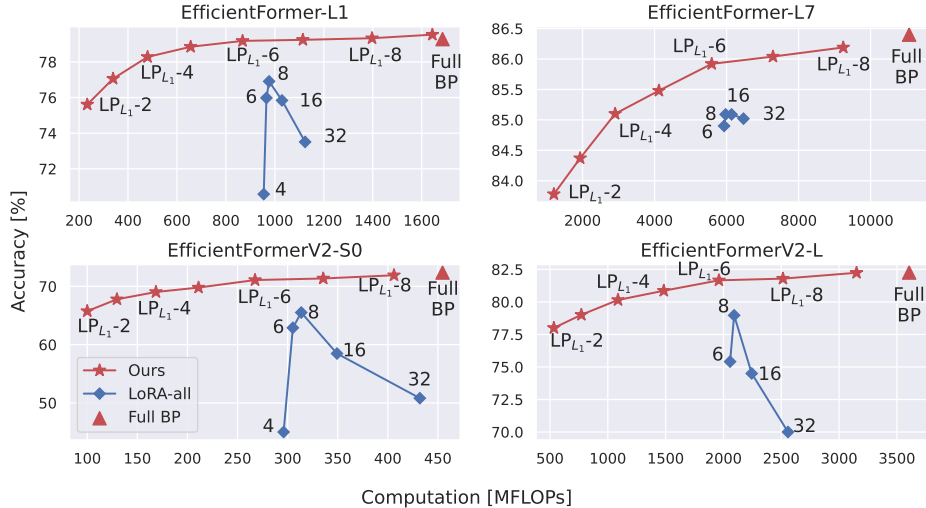


Figure 3: Accuracy and computation for training the last stage of different models with different ranks on CIFAR100 dataset. Our method consistently outperforms the baseline LoRA-all.

Partial Training: Training Last Stage + Decoder					Full Training				
Method	R	MFLOPs	City	VOC12A	Method	R	MFLOPs	City	VOC12A
Full BP	-	10052.00	62.85	69.30	Full BP	-	16700.26	67.37	70.84
LoRA	8	5854.61	51.43	58.18	LoRA	8	11976.46	62.57	58.18
LoRA-all	8	6262.01	58.07	66.26	LoRA-all	8	11971.13	65.74	67.82
LP_{L_1-2} ★	3	1481.94	58.95	67.93	LP_{L_1-2}	3	5746.54	61.57	67.93
LP_{L_1-4} ★	10	2725.39	60.97	68.85	LP_{L_1-4} ★	10	7295.52	64.72	68.85
LP_{L_1-8}	36	7308.45	62.68	68.95	LP_{L_1-8}	36	13086.06	66.17	68.95

Table 3: Experimental results for semantic segmentation. Results are highlighted as in Table 2.

computation. When using smaller ranks, LBP-WHT significantly reduces the cost with only minor accuracy costs. For example, when training the final stage of EfficientFormer-L1 using LP_{L_1-4} base selection, LBP-WHT achieves a $3.5\times$ speedup with just a 1% loss in accuracy on CIFAR100. With LP_{L_1-8} base selection, LBP-WHT achieves even **higher accuracy** (79.34%) with a $1.2\times$ **speedup**.

These results underscore the merits of our method. As shown in Table 2, our method achieves computational savings by systematically reducing the computational cost for **all** operations during backpropagation, including the gradient computation for both input and weight. Specifically, when we apply a similar rank for LoRA-all and LBP-WHT, we anticipate that both methods will have similar computational costs for computing the weight gradient. However, as LoRA-all *cannot* speed up the gradient computation for the input while LBP-WHT can, our LBP-WHT method requires only half the total computation of LoRA-all. Consequently, for a similar computational budget, LBP-WHT can employ a higher rank for low-rank projection, thus leading to a higher accuracy. For example, when training the entire EfficientFormerV2-S0 model, LBP-WHT with LP_{L_1-4} (rank 10) only requires 1187 MFLOPs, which is 62% of the computational cost for LoRA-all. Thus, for a similar budget, LBP-WHT can use a rank 28 projection (LP_{L_1-7}) and achieve a higher accuracy.

4.3 Semantic Segmentation

Table 3 presents the experimental results for adapting the ADE20K-pretrained Segformer model on Cityscapes and augmented Pascal VOC 2012 dataset. Our LBP-WHT has better results in most cases. For instance, when partially training on the Cityscapes dataset, our approach using LP_{L_1-4} base selection achieves a mIoU score approximately 0.9% higher than that of LoRA-all. Moreover, it only requires 1481.9 MFLOPs, which is $4.2\times$ faster. These findings not only further validate the efficacy of our method, but also demonstrate its broad applicability across key computer vision tasks.

4.4 Exploration 1: Different Ranks for Low-rank Projection in LBP-WHT

Figure 3 shows the accuracy achieved when adapting ImageNet-pretrained ViTs for CIFAR100, with varying ranks for low-rank model adaptation. Our observations from this figure are as follows:

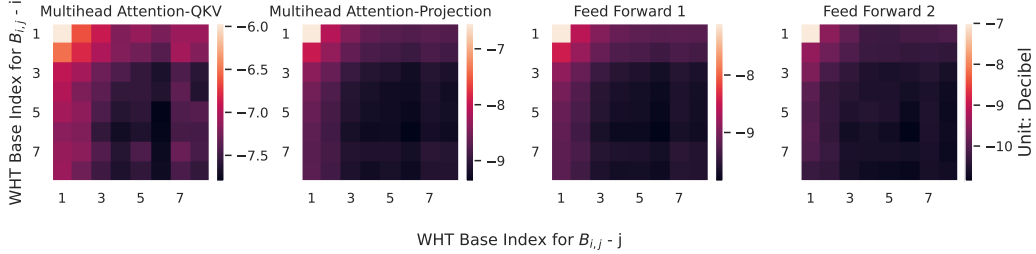


Figure 5: The WHT spectrum for gradient w.r.t. layer output (g_y) collected from the last attention block of EfficientFormer-L1. The brightness for each pixel (i, j) in the spectrum represents the energy preserved by the WHT base $B_{i,j}$ during projection. A brighter pixel means a larger energy. As shown in Figure 2c, the WHT base with smaller indices corresponds to a lower frequency component.

1. Our LBP-WHT method consistently outperforms the LoRA-all method, *i.e.*, for a similar level of computation, LBP-WHT yields higher accuracy.
2. By altering the rank, LBP-WHT provides a broader range of cost options than the baseline method.
3. LBP-WHT’s accuracy monotonically improves as more ranks are employed for projection.
4. For all models with our LBP-WHT method, a generally concave accuracy-computation curve is observed. This indicates strong diminishing returns in using larger ranks.
5. LBP-WHT with LP_{L_1} -6 base selection achieves an accuracy very close to that of full BP.

Our first observation further confirms the superior performance of our method. The second observation indicates the broad applicability of our method. For instance, for edge devices with limited computational budgets, like Raspberry Pi, we can employ LBP-WHT with a lower rank to reduce computational cost. On the other hand, for more powerful devices, such as personal desktops equipped with GPUs, a larger rank can be chosen to enhance accuracy. This ensures that users with various computational resources and constraints can benefit from our method.

The last three observations offer guidelines for rank selection with our LBP-WHT method.

With strict computational constraints: Given our third observation above, if there is a hard limit on the maximum number of FLOPs allocated for training, selecting the rank for LBP-WHT is straightforward: we simply opt for the largest possible number of ranks, which in most cases will yield the highest possible accuracy.

Without strict computational constraints: Our final two observations suggest that training efficiency can be characterized by the marginal accuracy, or the slope of the accuracy-computation curve. As shown in Figure 4, before LP_{L_1} -4, the marginal accuracy is significantly greater than zero. However, after LP_{L_1} -6, the marginal accuracy is very close to zero. This implies that choosing fewer ranks than LP_{L_1} -4 or more than LP_{L_1} -6 may not be advantageous, as it could either forgo the opportunity to achieve good performance with a small amount of computation or waste substantial computation with little to no observable benefit. Thus, a good rank selection empirically lies between LP_{L_1} -4 and 6.

4.5 Exploration 2: Different Bases Selection Method

Figure 5 shows the WHT spectrum for the gradient w.r.t. layer output (g_y) collected from the last attention block in EfficientFormer-L1. We observe that most energy concentrates in the low-frequency area, *i.e.*, the top-left corner, which supports claim in Section 3.2 that natural images have strong spatial locality and strong low-frequency components. Furthermore, Figure 5 demonstrates that by choosing WHT

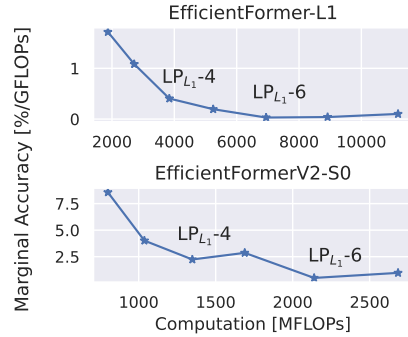


Figure 4: Marginal accuracy: the slope of the accuracy-computation curve in Figure 3.

Method	Rank	CF100	CF10
LP_{L_1}	10	78.27	94.60
LP_{L_∞}	9	77.64	94.30
LHE	10	78.06	94.60

Table 4: Experimental results for adapting EfficientFormer-L1 on CIFAR100 and CIFAR10 with different base selection methods. Accuracy is in percentages (%)

bases with low-frequency responses - that is, using the selection methods LP_{L_1} and LP_{L_∞} - we can preserve most of the energy and minimize error during the low-rank projection. As indicated in Table 4, both of these low-pass base selection methods yield accuracy levels very similar to those achieved with the low-heuristic-error (LHE) method. The LHE method profiles the WHT spectrum and selects the WHT bases with the strongest response. Given that the LP_{L_1} base selection method eliminates the need for profiling (unlike LHE) and offers a more favorable balance between accuracy and cost compared to LP_{L_∞} , we have selected LP_{L_1} as the standard method for LBP-WHT.

4.6 Limitation and Broader Impacts

Full training with a small number of ranks: As shown in Table 2, we find that the accuracy degradation is not negligible when using a small number of ranks for LBP-WHT full training. We consider this is the issue of accumulating error introduced by low-rank projection during BP. We expect that an improved approximation method can perform even better. Of note, even with accuracy degradation, our method still consistently outperforms the baselines, *i.e.*, LoRA-based methods.

Broader Impact: Our method greatly reduced the barrier for training ViTs. As a positive feature, our method may push the development of privacy-centric on-device training methods like federated learning; our method may also enable more researchers to test their ideas with powerful ViTs. On the other hand, our method may lower the barrier for irresponsible customization and use of ViT.

5 Related Work

Low-rank Model Adaptation: [14] proposes to speed up transformer training by attaching and training only low-rank branches to the linear layer. More precisely, consider a linear layer with equation $y = x \cdot w^T$, where x is the input, y is the output, and w is the weight. LoRA adds a branch that contains low-rank weights w_A and w_B , forming $y_{\text{LoRA}} = x \cdot w^T + x \cdot (w_A \cdot w_B)^T$. The original weight w is kept frozen, while the appended weights w_A and w_B are trained. Since the ranks of w_A and w_B are much smaller than that of w , the computation needed to calculate the gradients with respect to w_A and w_B is significantly reduced. However, this method does **not** decrease the computation for calculating the gradient w.r.t. x . This is because it still needs to propagate the gradient through the weights w to x , which considerably limits the performance of LoRA-based methods. As demonstrated in Figure 3, our LBP-WHT, requires much less computation while having better accuracy than LoRA-based methods; this is because our method reduces the computation for procedures in BP, including the gradient calculation for both input and weights.

Other Orthogonal Methods for On-device Training: Previous research on efficient on-device model adaptation falls into two main categories. The first category [33, 38–43] suggests reducing the computational cost of arithmetic operations (addition and multiplication) in BP through quantization. The second category [20, 44] proposes to append a smaller neural network to the original model and accelerate adaptation by only training the attachment. To the best of our knowledge, our paper is the first to apply low-rank BP for ViT model adaptation. Therefore, our method, LBP-WHT, is distinct from previous research and can be combined with those methods for enhanced performance.

6 Conclusion

In this paper, we have addressed the problem of efficient model adaptation for ViT. We have proposed a novel low-rank BP technique designed to reduce the computational load associated with the propagation of gradients through the linear layers of ViT, which is a significant bottleneck when fine-tuning ViT. In Section 3, we introduced the LBP-WHT method as a solution to accelerate model adaptation. More specifically, LBP-WHT operates by projecting the gradient w.r.t. the output (g_y) into a low-rank space, performing matrix multiplications within this low-rank space, and then projecting the results back into the original space. Since all matrix multiplications occur in a low-rank space, the computational cost is significantly reduced. Additionally, thanks to the properties of the Walsh-Hadamard Transform (WHT), the overhead for these projections is minimal (as discussed in Section 3.3). Through extensive experiments in Section 4, we have demonstrated the efficiency and broad applicability of our method. Our LBP-WHT approach consistently outperforms existing methods with a significant speedup and higher accuracy.

References

- [1] Ze Liu, Han Hu, Yutong Lin, Zhuliang Yao, Zhenda Xie, Yixuan Wei, Jia Ning, Yue Cao, Zheng Zhang, Li Dong, et al. Swin Transformer v2: Scaling up Capacity and Resolution. In *IEEE conference on computer vision and pattern recognition*, 2022.
- [2] Alexander Kirillov, Eric Mintun, Nikhila Ravi, Hanzi Mao, Chloe Rolland, Laura Gustafson, Tete Xiao, Spencer Whitehead, Alexander C Berg, Wan-Yen Lo, et al. Segment anything. *arXiv preprint arXiv:2304.02643*, 2023.
- [3] Alec Radford, Jong Wook Kim, Chris Hallacy, Aditya Ramesh, Gabriel Goh, Sandhini Agarwal, Girish Sastry, Amanda Askell, Pamela Mishkin, Jack Clark, et al. Learning transferable visual models from natural language supervision. In *International conference on machine learning*, 2021.
- [4] Hugo Touvron, Matthieu Cord, Matthijs Douze, Francisco Massa, Alexandre Sablayrolles, and Hervé Jégou. Training data-efficient image transformers & distillation through attention. In *International conference on machine learning*, 2021.
- [5] Chaoqiang Zhao, Youmin Zhang, Matteo Poggi, Fabio Tosi, Xianda Guo, Zheng Zhu, Guan Huang, Yang Tang, and Stefano Mattoccia. Monovit: Self-supervised monocular depth estimation with a vision transformer. In *International Conference on 3D Vision*, 2022.
- [6] Ashutosh Agarwal and Chetan Arora. Depthformer: Multiscale vision transformer for monocular depth estimation with local global information fusion. *arXiv preprint arXiv:2207.04535*, 2022.
- [7] Kai-En Lin, Yen-Chen Lin, Wei-Sheng Lai, Tsung-Yi Lin, Yi-Chang Shih, and Ravi Ramamoorthi. Vision transformer for nerf-based view synthesis from a single input image. In *IEEE Winter Conference on Applications of Computer Vision*, pages 806–815, 2023.
- [8] Brendan McMahan, Eider Moore, Daniel Ramage, Seth Hampson, and Blaise Aguera y Arcas. Communication-Efficient Learning of Deep Networks from Decentralized Data. In *Artificial intelligence and statistics*, 2017.
- [9] Chen Zhang, Yu Xie, Hang Bai, Bin Yu, Weihong Li, and Yuan Gao. A Survey on Federated Learning. *Knowledge-Based Systems*, 2021.
- [10] Wei Chen, Kartikeya Bhardwaj, and Radu Marculescu. Fedmax: Mitigating Activation Divergence for Accurate and Communication-Efficient Federated Learning. In *Machine Learning and Knowledge Discovery in Databases: European Conference, ECML PKDD 2020*, 2021.
- [11] Yuedong Yang, Zihui Xue, and Radu Marculescu. Anytime Depth Estimation with Limited Sensing and Computation Capabilities on Mobile Devices. In *Conference on Robot Learning*, 2022.
- [12] Guihong Li, Sumit K Mandal, Umit Y Ogras, and Radu Marculescu. FLASH: Fast Neural Architecture Search with Hardware Optimization. *ACM Transactions on Embedded Computing Systems*, 2021.
- [13] Ian Goodfellow, Yoshua Bengio, and Aaron Courville. *Deep Learning*. MIT Press, 2016.
- [14] Edward J Hu, Yelong Shen, Phillip Wallis, Zeyuan Allen-Zhu, Yuanzhi Li, Shean Wang, Lu Wang, and Weizhu Chen. Lora: Low-rank adaptation of large language models. In *International Conference on Learning Representations*, 2022.
- [15] Herbert John Ryser. *Combinatorial Mathematics*. Carus Mathematical Monographs. Mathematical Association of America, 1963. doi: 10.5948/UPO9781614440147.
- [16] J.L. Shanks. Computation of the fast walsh-fourier transform. *IEEE Transactions on Computers*, C-18(5): 457–459, 1969. doi: 10.1109/T-C.1969.222685.
- [17] Rafael C. Gonzales and Paul Wintz. *Digital Image Processing (2nd Ed.)*. Addison-Wesley Longman Publishing Co., Inc., USA, 1987. ISBN 0201110261.
- [18] Yuedong Yang, Guihong Li, and Radu Marculescu. Efficient On-device Training via Gradient Filtering. In *IEEE conference on computer vision and pattern recognition*, 2023.
- [19] Marc-Antoine Parseval. Mémoire sur les séries et sur l’intégration complète d’une équation aux différences partielles linéaires du second ordre, à coefficients constants. *Mém. prés. par divers savants, Acad. des Sciences, Paris,(1)*, 1:638–648, 1806.
- [20] Han Cai, Chuang Gan, Ligeng Zhu, and Song Han. Tinytl: Reduce Memory, not Parameters for Efficient On-device Learning. In *Advances in Neural Information Processing Systems*, 2020.

- [21] Olga Russakovsky, Jia Deng, Hao Su, Jonathan Krause, Sanjeev Satheesh, Sean Ma, Zhiheng Huang, Andrej Karpathy, Aditya Khosla, Michael Bernstein, Alexander C. Berg, and Li Fei-Fei. ImageNet Large Scale Visual Recognition Challenge. *International Journal of Computer Vision*, 2015.
- [22] Alex Krizhevsky. Learning multiple layers of features from tiny images. 2009.
- [23] Jonathan Krause, Michael Stark, Jia Deng, and Li Fei-Fei. 3D Object Representations for Fine-grained Categorization. In *Proceedings of the IEEE international conference on computer vision workshops*, 2013.
- [24] Maria-Elena Nilsback and Andrew Zisserman. A Visual Vocabulary for Flower Classification. In *IEEE conference on computer vision and pattern recognition*, 2006.
- [25] Lukas Bossard, Matthieu Guillaumin, and Luc Van Gool. Food-101 – Mining Discriminative Components with Random Forests. In *European Conference on Computer Vision*, 2014.
- [26] Omkar M. Parkhi, Andrea Vedaldi, Andrew Zisserman, and C. V. Jawahar. Cats and Dogs. In *IEEE Conference on Computer Vision and Pattern Recognition*, 2012.
- [27] Ilya Loshchilov and Frank Hutter. Decoupled Weight Decay Regularization. *arXiv preprint arXiv:1711.05101*, 2017.
- [28] Yanyu Li, Geng Yuan, Yang Wen, Ju Hu, Georgios Evangelidis, Sergey Tulyakov, Yanzhi Wang, and Jian Ren. Efficientformer: Vision transformers at mobilenet speed, 2022.
- [29] Bolei Zhou, Hang Zhao, Xavier Puig, Sanja Fidler, Adela Barriuso, and Antonio Torralba. Scene parsing through ade20k dataset. In *IEEE conference on computer vision and pattern recognition*, pages 633–641, 2017.
- [30] Enze Xie, Wenhai Wang, Zhiding Yu, Anima Anandkumar, Jose M Alvarez, and Ping Luo. Segformer: Simple and efficient design for semantic segmentation with transformers. In *Neural Information Processing Systems (NeurIPS)*, 2021.
- [31] Marius Cordts, Mohamed Omran, Sebastian Ramos, Timo Rehfeld, Markus Enzweiler, Rodrigo Benenson, Uwe Franke, Stefan Roth, and Bernt Schiele. The cityscapes dataset for semantic urban scene understanding. In *IEEE conference on computer vision and pattern recognition*, pages 3213–3223, 2016.
- [32] Liang-Chieh Chen, George Papandreou, Florian Schroff, and Hartwig Adam. Rethinking atrous convolution for semantic image segmentation. *arXiv preprint arXiv:1706.05587*, 2017.
- [33] Ji Lin, Ligeng Zhu, Wei-Ming Chen, Wei-Chen Wang, Chuang Gan, and Song Han. On-device Training under 256kb Memory. In *Advances in Neural Information Processing Systems*, 2022.
- [34] Yunhui Guo, Honghui Shi, Abhishek Kumar, Kristen Grauman, Tajana Rosing, and Rogerio Feris. Spottune: Transfer Learning through Adaptive Fine-tuning. In *IEEE conference on computer vision and pattern recognition*, 2019.
- [35] Mingsheng Long, Yue Cao, Jianmin Wang, and Michael Jordan. Learning Transferable Features with Deep Adaptation Networks. In *International conference on machine learning*, 2015.
- [36] Jason Yosinski, Jeff Clune, Yoshua Bengio, and Hod Lipson. How Transferable are Features in Deep Neural Networks? In *Advances in neural information processing systems*, 2014.
- [37] Yanyu Li, Ju Hu, Yang Wen, Georgios Evangelidis, Kamyar Salahi, Yanzhi Wang, Sergey Tulyakov, and Jian Ren. Rethinking Vision Transformers for MobileNet Size and Speed. *arXiv preprint arXiv:2212.08059*, 2022.
- [38] Jianfei Chen, Yu Gai, Zhewei Yao, Michael W Mahoney, and Joseph E Gonzalez. A Statistical Framework for Low-bitwidth Training of Deep Neural Networks. In *Advances in Neural Information Processing Systems*, 2020.
- [39] Ron Banner, Itay Hubara, Elad Hoffer, and Daniel Soudry. Scalable methods for 8-bit training of neural networks. In *Advances in neural information processing systems*, 2018.
- [40] Xiao Sun, Naigang Wang, Chia-Yu Chen, Jiamin Ni, Ankur Agrawal, Xiaodong Cui, Swagath Venkataramani, Kaoutar El Maghraoui, Vijayalakshmi (Viji) Srinivasan, and Kailash Gopalakrishnan. Ultra-Low Precision 4-bit Training of Deep Neural Networks. In *Advances in Neural Information Processing Systems*, 2020.

- [41] Itay Hubara, Matthieu Courbariaux, Daniel Soudry, Ran El-Yaniv, and Yoshua Bengio. Quantized neural networks: Training neural networks with low precision weights and activations. *The Journal of Machine Learning Research*, 2017.
- [42] Kang Zhao, Sida Huang, Pan Pan, Yinghan Li, Yingya Zhang, Zhenyu Gu, and Yinghui Xu. Distribution Adaptive INT8 Quantization for Training CNNs. In *Proceedings of the AAAI Conference on Artificial Intelligence*, 2021.
- [43] Ziyang Hong and C Patrick Yue. Efficient-grad: Efficient training deep convolutional neural networks on edge devices with gradient optimizations. *ACM Transactions on Embedded Computing Systems*, 2022.
- [44] Yi-Lin Sung, Jaemin Cho, and Mohit Bansal. Lst: Ladder Side-tuning for Parameter and Memory Efficient Transfer Learning. In *Advances in Neural Information Processing Systems*, 2022.

Appendix for Efficient Low-rank Backpropagation for Vision Transformer Adaptation

A Source Code

Code for reproducing our experimental results will be released upon acceptance.

B Preliminary Latency Evaluation on Edge Devices (Section 4)

EfficientFormer-L1						EfficientFormer-L7							
(C_x, C_y, L)	Method	R	Speedup		Latency [μ s]		(C_x, C_y, L)	Method	R	Speedup		Latency [μ s]	
			CPU	GPU	CPU	GPU				CPU	GPU		
(448,1792,49)	Full BP	-	-	-	8622.28	1.34	(768,3072,49)	Full BP	-	-	-	23390.21	3.49
	LP _{L1} -2	3	2.2×	1.8×	3862.15	0.75		LP _{L1} -2	3	1.5×	2.1×	15835.63	1.65
	LP _{L1} -4	10	1.5×	1.5×	5681.61	0.88		LP _{L1} -4	10	1.5×	1.7×	15376.71	2.04
	LP _{L1} -6	21	1.6×	1.4×	5539.20	0.96	LP _{L1} -6	21	1.4×	1.5×	16754.33	2.28	
(1792,448,49)	Full BP	-	-	-	8068.24	1.35	(3072,768,49)	Full BP	-	-	-	22193.53	3.50
	LP _{L1} -2	3	1.4×	1.6×	5666.05	0.87		LP _{L1} -2	3	1.5×	1.9×	14423.38	1.85
	LP _{L1} -4	10	1.4×	1.3×	5750.53	1.03		LP _{L1} -4	10	1.6×	1.6×	14108.66	2.23
	LP _{L1} -6	21	1.2×	1.2×	6858.44	1.12	LP _{L1} -6	21	1.3×	1.4×	16950.27	2.45	

Table 5: Latency for BP through the last two linear layers in EfficientFormer-L1 and L7. We implement our method with OpenBLAS and CuBLAS for deployment on CPU and GPU of NVIDIA Jetson Nano, respectively.

Table 5 shows the latency results for BP through the last two linear layers in EfficientFormer-L1 and L7 measured on NVIDIA Jetson Nano. Of note, our main contribution is on the algorithmic side and results in Table 5 are shown only for proving the potential of our approach for real deployment. We note that despite our naive implementation, our method still significantly out-performs the highly-optimized baseline methods.

C More Experimental Results for “Full Training” in Table 2 (Section 4.2)

Table 6 shows more results for training the entire model. For all models, our LBP-WHT consistently achieves both higher accuracy and lower computational cost (marked with ★★ in Table 6) than the baseline. Indeed, these results further demonstrate the effectiveness of our LBP-WHT approach.

Full Training											
Model	Method	R	Speedup	mAcc	MFLOPs	CF100	CF10	Cars	Flowers	Food	Pets
Efficient Former L1 (Hybrid)	Full BP	-	1.0	90.61	5841.09	84.72	96.88	87.84	95.48	85.70	93.05
	LoRA-all	8	1.5	89.13	4019.08	83.30	96.89	83.91	93.58	84.15	92.97
	LP _{L1} -4	10	2.7	84.30	2150.55	77.51	94.17	69.58	93.72	78.53	92.31
	LP _{L1} -6★★	21	1.7	89.55	3371.43	83.07	96.39	85.74	95.10	84.06	92.94
	LP _{L1} -7	28	1.4	89.96	4147.60	83.55	96.68	86.52	94.86	84.76	93.38
	LP _{L1} -8	36	1.2	90.03	5036.63	83.78	96.81	86.42	94.83	84.97	93.38
Efficient Former L7 (Hybrid)	Full BP	-	1.0	93.20	43128.48	88.54	98.20	91.10	97.64	89.36	94.36
	LoRA-all	8	1.6	92.08	26222.33	88.13	98.12	88.09	96.65	87.82	93.68
	LP _{L1} -4	10	3.4	91.69	12656.41	86.19	97.51	88.30	97.19	86.67	94.25
	LP _{L1} -6★★	21	1.9	92.54	22172.82	87.63	97.96	89.74	97.50	87.81	94.58
	LP _{L1} -8	36	1.2	92.79	35147.13	87.76	98.04	90.49	97.53	88.50	94.41
Efficient Former V2 S0 (Hybrid)	Full BP	-	1.0	89.19	2259.93	84.06	96.88	84.80	93.62	84.99	90.79
	LoRA-all	8	1.2	86.07	1899.99	81.14	96.27	76.25	90.60	81.88	90.27
	LP _{L1} -4	10	1.9	78.56	1186.67	72.93	92.67	51.14	90.68	74.62	89.34
	LP _{L1} -6★★	21	1.4	86.52	1577.43	81.66	96.16	76.74	91.48	82.74	90.32
	LP _{L1} -7★★	28	1.2	87.86	1833.31	83.14	96.53	80.69	92.21	83.76	90.84
	LP _{L1} -8	36	1.1	88.56	2116.41	83.42	96.76	83.00	92.75	84.27	91.14
Efficient Former V2 L (Hybrid)	Full BP	-	1.0	93.40	12614.40	89.37	98.56	91.18	96.81	89.49	94.96
	LoRA-all	8	1.4	92.37	8896.07	88.99	98.44	88.11	95.53	88.41	94.74
	LP _{L1} -4	10	2.5	87.51	4981.08	82.73	96.02	73.59	95.63	82.35	94.74
	LP _{L1} -6★★	21	1.7	92.40	7575.79	88.09	98.20	88.96	96.11	87.93	95.12
	LP _{L1} -8	36	1.1	93.18	11114.21	89.23	98.41	90.85	97.06	88.67	94.85
SwinV2 Small (ViT)	Full BP	-	1.0	93.77	48318.40	89.22	98.51	92.26	98.02	89.71	94.90
	LoRA	8	1.8	92.44	27202.90	87.62	98.15	87.81	96.24	90.24	94.60
	LoRA-all	8	1.7	92.78	27929.60	87.79	98.28	88.75	96.41	90.68	94.77
	LP _{L1} -4	10	2.5	91.07	19341.06	84.50	96.31	89.11	97.93	83.85	94.69
	LP _{L1} -6★★	21	1.9	93.37	25894.42	89.17	98.36	90.55	98.02	89.32	94.82
	LP _{L1} -8	36	1.4	93.88	34860.07	89.20	98.41	91.85	98.39	90.62	94.82

Table 6: Additional results for “Full Training” in Table 2. “LP_{L1}-r” refers to our LBP-WHT method with LP_{L1}-r base selection as outlined in Equation 8. “mAcc” represents the mean accuracy across all datasets. “R” is short for “rank”. “Hybrid” represents CNN-ViT-hybrid architecture. Results outperforming both LoRA and LoRA-all in speed and mAcc are underlined and marked with ★. Those exceeding all LoRA methods get ★★. Any results that have higher speed or mAcc are highlighted in bold.