

---

# VIDEODIRECTORGPT: CONSISTENT MULTI-SCENE VIDEO GENERATION VIA LLM-GUIDED PLANNING

Han Lin Abhay Zala Jaemin Cho Mohit Bansal

UNC Chapel Hill

{hanlincs, aszala, jmincho, mbansal}@cs.unc.edu

[videodirectorgpt.github.io](https://videodirectorgpt.github.io)

## ABSTRACT

Although recent text-to-video (T2V) generation methods have seen significant advancements, the majority of these works focus on producing short video clips of a single event with a single background (i.e., single-scene videos). Meanwhile, recent large language models (LLMs) have demonstrated their capability in generating layouts and programs to control downstream visual modules such as image generation models. This raises an important question: *can we leverage the knowledge embedded in these LLMs for temporally consistent long video generation?* In this paper, we propose VIDEODIRECTORGPT, a novel framework for consistent multi-scene video generation that uses the knowledge of LLMs for video content planning and grounded video generation. Specifically, given a single text prompt, we first ask our video planner LLM (GPT-4) to expand it into a ‘*video plan*’, which involves generating the scene descriptions, the entities with their respective layouts, the background for each scene, and consistency groupings of the entities and backgrounds. Next, guided by this output from the video planner, our video generator, named Layout2Vid, has explicit control over spatial layouts and can maintain temporal consistency of entities/backgrounds across multiple scenes, while being only trained with image-level annotations. Our experiments demonstrate that our proposed VIDEODIRECTORGPT framework substantially improves layout and movement control in both single- and multi-scene video generation and can generate multi-scene videos with visual consistency across scenes, while achieving competitive performance with SOTAs in open-domain single-scene text-to-video generation. We also demonstrate that our framework can dynamically control the strength for layout guidance and can also generate videos with user-provided images. We hope our framework can inspire future work on better integrating the planning ability of LLMs into consistent long video generation.

## 1 INTRODUCTION

Text-to-video (T2V) generation has achieved rapid progress following the success of text-to-image (T2I) generation. Most works in T2V generation focus on producing short videos (e.g., 16 frames at 2fps) from the given text prompts (Wang et al., 2023b; He et al., 2022; Ho et al., 2022; Singer et al., 2023; Zhou et al., 2022). Recent works on long video generation (Blattmann et al., 2023; Yin et al., 2023; Villegas et al., 2023; He et al., 2023) aim at generating long videos of a few minutes with holistic visual consistency. Although these works could generate longer videos, the generated videos often display the continuation or repetitive patterns of a single action (e.g., driving a car) instead of transitions and dynamics of multiple changing actions/events (e.g., five steps about how to make caraway cakes). Meanwhile, large language models (LLMs) (Brown et al., 2020; OpenAI, 2023; Touvron et al., 2023a;b; Chowdhery et al., 2022) have demonstrated their capability in generating layouts and programs to control visual modules (Dídac et al.,

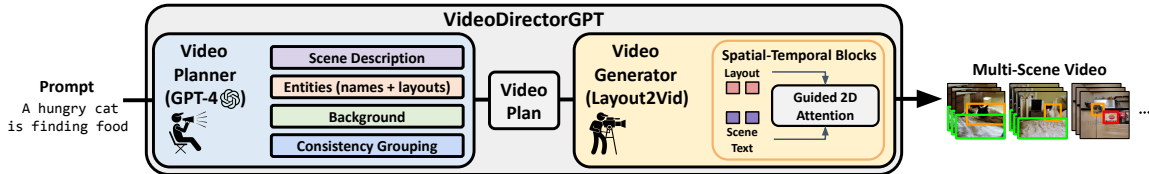


Figure 1: **Overall illustration of our VIDEOIRECTORGPT framework.** In the first stage, we employ **GPT-4** as a **video planner** to craft a *video plan*, which provides a multi-component script for videos with multiple scenes. In the second stage, we utilize **Layout2Vid**, a grounded video generation module, to render multi-scene videos with layout and consistency control based on the *video plan* generated in the first stage.

2023; Gupta & Kembhavi, 2023), especially image generation models Cho et al. (2023b); Feng et al. (2023). This raises an interesting question: *Can we leverage the knowledge embedded in these LLMs for planning consistent multi-scene video generation?*

In this work, we introduce VIDEOIRECTORGPT, a novel framework for consistent multi-scene video generation. As illustrated in Fig. 1, VIDEOIRECTORGPT decomposes the T2V generation task into two stages: **video planning** and **video generation**. For the first video planning stage (see Fig. 1 blue part), we employ an LLM to generate a *video plan*, which is an overall plot of the video with multiple scenes, each consisting of a text description of the scene and entity names/layouts, and a background. It also consists of consistency groupings of specific entities/backgrounds that re-appear across scenes. For the second video generation stage (see Fig. 1 yellow part), we introduce Layout2Vid, a novel grounded video generation module that generates multi-scene videos from the *video plan*. Our framework provides the following strengths: (1) employing an LLM to write a *video plan* that guides the generation of videos with multiple scenes from a single text prompt, (2) layout control in video generation by only using image-level layout annotations, and (3) generation of visually consistent entities/backgrounds across multiple scenes.

To be specific, in the first stage, video planning (Sec. 3.1), we employ an LLM (e.g., GPT-4 (OpenAI, 2023)) as a video planner to generate a *video plan*, a multi-component script of videos with multiple scenes to guide the downstream video synthesis process. Our *video plan* consists of four components: (1) multi-scene descriptions, (2) entities (names and their 2D bounding boxes), (3) background, and (4) consistency groupings (scene indices for each entity/background indicating where they should remain visually consistent). We generate the *video plan* in two steps by prompting an LLM with different in-context examples. In the first step, we expand a single text prompt into multi-step scene descriptions with an LLM, where each scene is described with a text description, a list of entities, and a background (see Fig. 2 blue part for details). We also prompt the LLM to generate additional information for each entity (e.g., color, attire, etc.), and group together entities across frames and scenes, which will help guide consistency during the video generation stage. In the second step, we expand the detailed layouts of each scene with an LLM by generating a list of bounding boxes of the entities per frame, given the list of entities and scene description. This overall ‘*video plan*’ guides the downstream video generation module in the second stage (described next).

In the second stage, video generation (Sec. 3.2), we introduce Layout2Vid, a grounded video generation module to render videos based on the *video plan* generated by the LLM in the previous stage (see yellow part of Fig. 2). For the grounded video generation module, we build upon ModelScopeT2V (Wang et al., 2023b), an off-the-shelf text-to-video generation model, by freezing its original parameters and adding spatial control of entities through a small set of trainable parameters (13% of total parameters) in the gated-attention module (Li et al., 2023). This enables our Layout2Vid to be trained solely with layout-annotated images, thus bypassing the need for expensive training on annotated video datasets. To preserve the identity of entities appearing across different frames and scenes, we use shared representations for the entities within the same consistency group. We also propose to use a joint image+text embedding as entity grounding conditions which we find more effective than the existing text-only approaches (Li et al., 2023) in entity identity

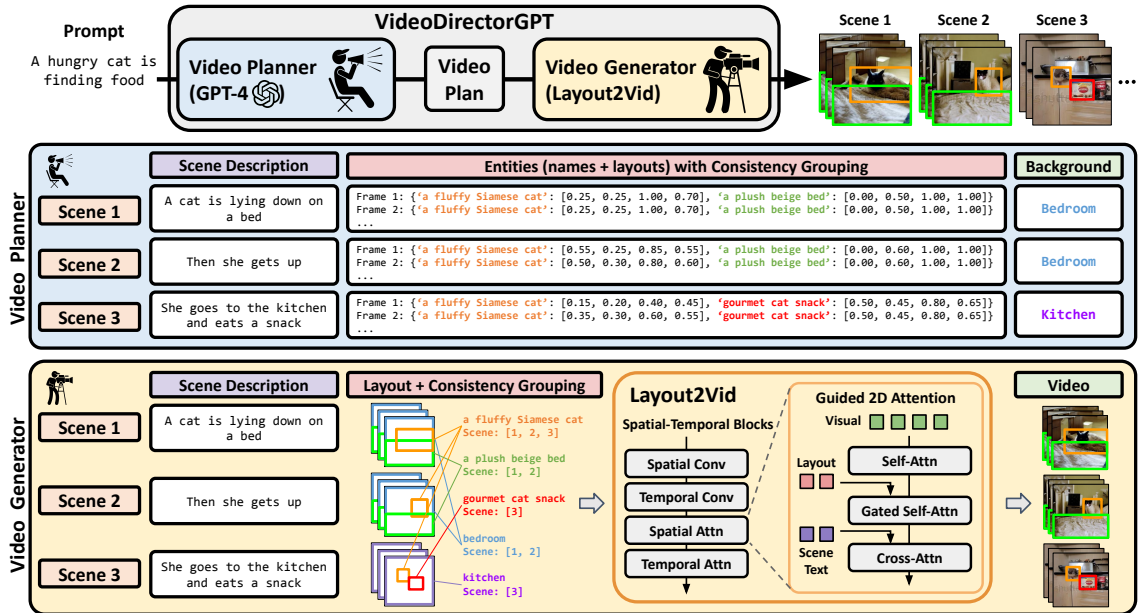


Figure 2: **Illustration of our two-stage framework for long, multi-scene video generation from text.** In the first stage, we employ the LLM as a video planner to craft a *video plan*, which provides an overarching plot for videos with multiple scenes, guiding the downstream video generation process (Sec. 3.1). The *video plan* consists of scene-level text descriptions, a list of the entities and background involved in each scene, frame-by-frame entity layouts (bounding boxes), and consistency groupings for entities and backgrounds. In the second stage, we utilize **Layout2Vid**, a grounded video generation module, to render videos based on the *video plan* generated in the first stage. This module uses the same image and text embeddings to represent identical entities and backgrounds from *video plan*, and allows for spatial control over entity layouts through the Guided 2D Attention in the spatial attention block (Sec. 3.2).

preservation (Sec. 5.3). Overall, our Layout2Vid avoids expensive video-level training and also improves the object layout and movement control and cross-scene temporal consistency.

We conduct experiments on both single-scene and multi-scene video generation. For single-scene video generation, we evaluate layout control via VPEval Skill-based prompts (Cho et al., 2023b), assess object dynamics through ActionBench-Direction prompts adapted from ActionBench-SSV2 (Wang et al., 2023c), and examine open-domain video generation using the MSR-VTT dataset (Xu et al., 2016). For multi-scene video generation, we experiment with two types of input prompts: (1) a list of sentences describing events – ActivityNet Captions (Krishna et al., 2017) and Coref-SV prompts based on Pororo-SV (Li et al., 2019b), and (2) a single sentence from which models generate multi-scene videos – HIREST (Zala et al., 2023). Experiments show that our proposed VIDEODIRECTORGPT demonstrates better layout skills (object, count, spatial, scale) and object movement control (Sec. 5.1), capable of generating multi-scene videos with visual consistency across different scenes (Sec. 5.2), and competitive with SOTAs on single-scene open-domain text-to-video generation (Sec. 5.1). We also demonstrate that our framework can dynamically control the strength for layout guidance and generate videos with user-provided images.

Our main contributions can be summarized as follows:

- We propose a new T2V generation framework VIDEODIRECTORGPT with two stages: video content planning and grounded multi-scene video generation.

- We employ LLMs to generate a ‘*video plan*’ which consists of detailed scene descriptions, entity layouts, and entity/background consistency groupings to guide downstream video generation (Sec. 3.1).
- We introduce Layout2Vid, a novel grounded video generation module, which brings together image/text-based layout control ability and entity-level temporal consistency (Sec. 3.2). Our Layout2Vid can be trained using image-level layout annotations without expensive video-level annotations.
- We empirically demonstrate that our framework can accurately control object layouts and movements in single-scene videos (Sec. 5.1) and can generate temporally consistent multi-scene videos (Sec. 5.2). We also provide qualitative examples, ablation study of our design choices (Sec. 5.3), and human evaluations (Sec. 5.4).

## 2 RELATED WORKS

**Text-to-video generation.** The text-to-video (T2V) generation task is to generate videos from text descriptions. Early T2V generation models (Li et al., 2017; 2019b) used variational autoencoders (VAE) (Kingma & Welling, 2014) and generative adversarial networks (GAN) (Goodfellow et al., 2020), while multimodal language models (Hong et al., 2022; Wu et al., 2022a; Villegas et al., 2023; Maharana et al., 2022; Ge et al., 2022; Wu et al., 2021) and denoising diffusion models (Ho et al., 2022; Singer et al., 2023; Blattmann et al., 2023; Khachatryan et al., 2023; Wang et al., 2023a; Yin et al., 2023) have become popular for recent works. Since training a T2V generation model from scratch is computationally expensive, recent work often leverages pre-trained text-to-image (T2I) generation models such as Stable Diffusion (Rombach et al., 2022) by finetuning them on text-video pairs (Wang et al., 2023b; Blattmann et al., 2023). While this warm-start strategy enables high-resolution video generation, it comes with the limitation of only being able to generate short video clips, as T2I models lack the ability to maintain consistency through long videos. Recent works on long video generation (Blattmann et al., 2023; Yin et al., 2023; Villegas et al., 2023; He et al., 2023) aim at generating long videos of a few minutes. However, the generated videos often display the continuation or repetitive patterns of a single action (e.g., driving a car) instead of transitions and dynamics of multiple changing actions/events (e.g., five steps about how to bake a cake). In this work, we address this problem of multi-scene video generation with a two-stage framework: using an LLM (e.g., GPT-4) to generate a structured *video plan* (consisting of stepwise scene descriptions, entities and their layouts) and generating videos using Layout2Vid, a layout-guided text-to-video generation model with consistency control. Our Layout2Vid infuses layout control and multi-scene temporal consistency into a pretrained T2V generation model via data and parameter-efficient training, while preserving its original visual quality.

**Bridging text-to-image generation with layouts.** To achieve interpretable and controllable generation, a line of research decomposes the T2I generation task into two stages: text-to-layout generation and layout-to-image generation. While early models train the layout generation module from scratch (Hong et al., 2018; Tan et al., 2019; Li et al., 2019a; Liang et al., 2022), recent methods employ pretrained LLMs to leverage their knowledge when generating image layouts from text (Cho et al., 2023b; Feng et al., 2023; Qu et al., 2023). To the best of our knowledge, our work is the first to use LLMs to generate structured video plans (including scene descriptions, entities, backgrounds, and frame-level layouts) from text, for accurate and controllable long video generation.

## 3 VIDEODIRECTORGPT

We introduce VIDEODIRECTORGPT, a novel two-stage multi-scene text-to-video generation framework, as illustrated in Fig. 2. In the first video planning stage, our video planner LLM produces the *video plan* which comprises of scene descriptions, entities, backgrounds, and consistency groupings (Sec. 3.1). In the second video generation stage, our Layout2Vid creates a video based on the guidance from *video plan* (Sec. 3.2).

---

### 3.1 VIDEO PLANNING: GENERATING VIDEO PLANS WITH LLMs

**Video Plan.** As illustrated in the blue part of Fig. 2, GPT-4 (OpenAI, 2023)<sup>1</sup> acts as a planner and provides a detailed *video plan* from a single text prompt to guide the downstream video generation. Our *video plan* consists of four components: (1) **multi-scene descriptions**: a sentence describing each scene, (2) **entities**: names along with their 2D bounding boxes, (3) **background**: text description of the location of each scene, and (4) **consistency groupings**: scene indices for each entity/background indicating where they should remain visually consistent. The *video plan* is generated in two steps by prompting GPT-4 with different in-context examples.

**Video Planning Step 1: Generating multi-scene descriptions, entity names, and entity/background consistency groupings.** In the first step, we use GPT-4 to expand a single text prompt into a multi-scene *video plan*. Each scene comes with a text description, a list of entities (names and their 2D bounding boxes), and a background. For this step, we construct the input prompt using the task instruction, one in-context example, and the input text from which we aim to generate a *video plan* (we include the prompt template in the appendix). Subsequently, we group entities and backgrounds that appear across different scenes using an exact match. For instance, if the ‘chef’ appears in scenes 1-4 and ‘oven’ only appears in scene 1, we form the entity consistency groupings as  $\{\text{chef}: [1, 2, 3, 4], \text{oven}: [1]\}$ . In the subsequent video generation stage, we use the shared representations for the same entity/background consistency groups to ensure they maintain temporally consistent appearances (see Sec. 3.2 for details).

**Video Planning Step 2: Generating entity layouts for each scene.** In the second step, we expand the detailed layouts for each scene using GPT-4. We generate a list of bounding boxes for the entities in each frame based on the list of entities and the scene description. For each scene, we produce layouts for 8 frames, then linearly interpolate the bounding boxes to gather bounding box information for denser frames (e.g., 16 frames). In line with VPGen (Cho et al., 2023b), we utilize the  $[x_0, y_0, x_1, y_1]$  format for bounding boxes, where each coordinate is normalized to fall within the range  $[0,1]$ . For in-context examples, we present 0.05 as the minimum unit for the bounding box, equivalent to a 20-bin quantization over the  $[0,1]$  range. The input prompt template for GPT-4 is displayed in the appendix.

### 3.2 VIDEO GENERATION: GENERATING VIDEOS FROM VIDEO PLANS WITH LAYOUT2VID

**Preliminaries: ModelScopeT2V for text-to-video generation.** We implement Layout2Vid by injecting layout control capability into ModelScopeT2V (Wang et al., 2023b), a public text-to-video generation model based on Stable Diffusion (Rombach et al., 2022). ModelScopeT2V consists of (1) a CLIP ViT-H/14 (Radford et al., 2021) text encoder, (2) an autoencoder, and (3) a diffusion UNet (Ronneberger et al., 2015; Ho et al., 2020). Given a  $T$  frame video  $\mathbf{x} \in \mathbb{R}^{T \times 3 \times H \times W}$  with video caption  $c$  and frame-wise layouts  $\{e\}_{i=1}^T$ , ModelScopeT2V first uses an autoencoder to encode the video into a latent representation  $z = \mathcal{E}(\mathbf{x})$ . The diffusion UNet performs denoising steps in the latent space to generate videos, conditioned on the CLIP text encoder representation of video captions. The UNet comprises a series of spatio-temporal blocks, each containing four modules: spatial convolution, temporal convolution, spatial attention, and temporal attention. Since the original ModelScopeT2V does not offer control beyond the text input, we build upon the 2D attention module in the spatial attention module to create ‘Guided 2D Attention’. This allows for spatial control using bounding boxes, which we detail in the subsequent paragraphs.

**Layout2Vid: Layout-guided text-to-video generation.** Our Layout2Vid module enables layout-guided video generation with explicit spatial control over a list of entities. These entities are represented by their bounding boxes, as well as visual and text content. As depicted in Fig. 3 (a), we build upon the 2D attention

---

<sup>1</sup>We employ the gpt-4-0613 version via OpenAI API.

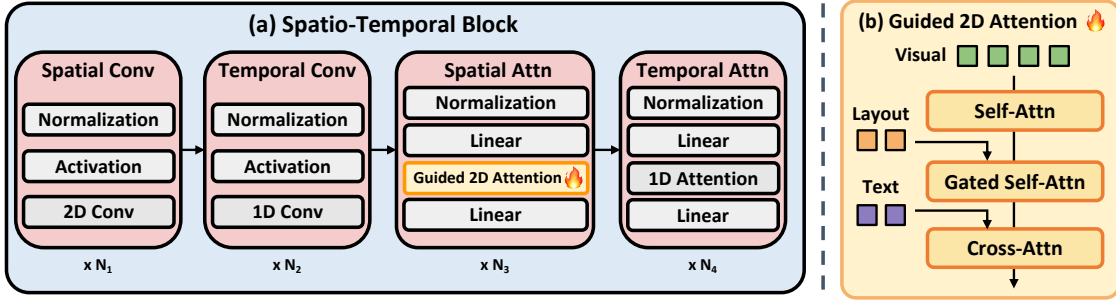


Figure 3: Overview of (a) **spatio-temporal blocks** within the diffusion UNet of our **Layout2Vid** and (b) **Guided 2D Attention** present in the spatial attention module. (a) The spatio-temporal block comprises four modules: spatial convolution, temporal convolution, spatial attention, and temporal attention. We adopt settings from ModelScopeT2V, where  $(N_1, N_2, N_3, N_4)$  are set to  $(2, 4, 2, 2)$ . In (b) Guided 2D Attention, we modulate the **visual representation** with **layout tokens** and **text tokens**. For efficient memory usage and training, only the parameters of the Guided 2D Attention (indicated by the fire symbol, constituting 13% of total parameters) are trained using image-level annotations. The remaining modules in the spatio-temporal block are kept frozen.

mechanism within the spatial attention module of the spatio-temporal blocks in the Diffusion UNet to create the Guided 2D Attention. As shown in Fig. 3 (b), the Guided 2D Attention takes two conditional inputs to modulate the visual latent representation: (a) **layout tokens**, conditioned with gated self-attention (Li et al., 2023), and (b) **text tokens** that describe the current scene, conditioned with cross-attention. Note that we train the Layout2Vid module in a parameter and data-efficient manner by only updating the Guided 2D Attention parameters (while other parameters remain frozen) with image-level annotations (no video-level annotations). We elaborate on the details in the subsequent paragraphs.

**Temporally consistent entity grounding with image+text embeddings.** While previous layout-guided text-to-image generation models commonly only used the CLIP text embedding for layout control (Li et al., 2023; Yang et al., 2023), we use the CLIP image embedding in addition to the CLIP text embedding for entity grounding. In our ablation studies (Sec. 5.3), we find that using both the image and text embeddings for grounding is more effective than text-only or image-only grounding. As depicted in Equation (1), the grounding token for the  $i^{th}$  entity  $h_i$  is a 2-layer MLP which fuses CLIP image embeddings  $f_{img}(e_i)$ , CLIP text embeddings  $f_{text}(e_i)$ , and Fourier features (Mildenhall et al., 2021) of the bounding box  $l_i = [x_0, y_0, x_1, y_1]$ . We use learnable linear projection layers  $P_{img/text}$  on the visual/text features, which we found helpful for faster convergence during training in our initial experiments.

$$h_i = \text{MLP}(P_{img}(f_{img}(e_i)), P_{text}(f_{text}(e_i)), \text{Fourier}(l_i)) \quad (1)$$

Our image embedding  $f_{img}(e_i)$  can be obtained from either text descriptions or user-provided exemplar images. To obtain image embeddings from text descriptions (e.g., from the *video plan*), we employ Karlo (Lee et al., 2022), a public implementation of unCLIP Prior (Ramesh et al., 2022), which translates a CLIP text embedding into a corresponding CLIP image embedding. To obtain image embedding from image exemplars, we can simply encode the custom images with the CLIP image encoder (see Fig. 8 for examples).

**Layout-guided denoising steps.** During video generation, we use two-stage denoising in Layout2Vid following (Li et al., 2023), where we first use layout-guidance with Guided 2D attention for  $\alpha * N$  steps, and use the denoising steps without Guided 2D attention for the remaining  $(1 - \alpha) * N$  steps, where  $N$  is the total number of denoising steps, and  $\alpha \in [0, 1]$  is the ratio of layout-guidance denoising steps. In our ablation

---

study (Sec. 5.3), we find that a high  $\alpha$  could increase layout control but lead to lower visual quality, which is also consistent with the finding in Li et al. (2023). By default, we use  $\alpha = 0.1$  and  $N = 50$  denoising steps. We also explore using the LLM to determine the  $\alpha$  value within the range  $[0, 0.3]$  during the *video plan* generation (see Sec. 5.3 for details).

**Parameter and data-efficient training.** During training, we only update the parameters of the Guided 2D Attention (only 13% of the total parameters of Layout2Vid) to inject layout guidance capabilities into the ModelScopeT2V backbone while preserving its original video generation capabilities. Updating only Guided 2D Attention parameters also allows us to efficiently train the model with only image-level layout annotations (without any video-level annotations), while still equipped with multi-scene temporal consistency via shared entity grounding tokens. We utilize the same image-level layout annotations used in GLI-GEN (Li et al., 2023), which consists of 0.64M images. We train Layout2Vid for 50k steps, which takes only two days with 8 A6000 GPUs (each 48GB memory).

## 4 EXPERIMENT SETUP

We evaluate T2V generation models in both single-scene and multi-scene video generation setups. In the following sections, we introduce the baseline T2V generation models (Sec. 4.1), evaluation datasets for both single-scene (Sec. 4.2) and multi-scene video generation (Sec. 4.3), evaluation metrics (Sec. 4.4), and human evaluation setups (Sec. 4.5).

### 4.1 EVALUATED MODELS

We compare our VIDEODIRECTORGPT to 6 popular T2V generation models, NUWA (Wu et al., 2022b), CogVideo (Hong et al., 2022), VideoLDM (Blattmann et al., 2023), MagicVideo (Zhou et al., 2022), Make-A-Video (Singer et al., 2023), and ModelScopeT2V (Wang et al., 2023b). Since NUWA, VideoLDM, MagicVideo, Make-A-Video, and CogVideo (English) are not publicly available, we primarily compare our VIDEODIRECTORGPT with ModelScopeT2V, and present comparisons with the other models on the datasets for which their papers have provided results. ModelScopeT2V is the closest baseline to our framework among all these models, because our Layout2Vid utilizes its frozen weights and only trains a small set of new parameters to add spatial control and temporal consistency across multiple scenes.

### 4.2 PROMPTS FOR SINGLE-SCENE VIDEO GENERATION

For single-scene video generation, we conduct experiments with VPEval Skill-based prompts to evaluate layout control (Cho et al., 2023b), ActionBench-Direction prompts to assess object dynamics (Wang et al., 2023c), and MSR-VTT captions to cover diverse open-domain scenes (Xu et al., 2016).

**VPEval Skill-based prompts** evaluate different object-centric layout control skills in text-to-image/video generation. We randomly sample 100 prompts for each of the four skills: Object (generation of a single object), Count (generation of a specific number of objects), Spatial (generation of two objects with a spatial relation; e.g., left/right/above/below), and Scale (generation of two objects with a relative scale relation; e.g., bigger/smaller/same).

**ActionBench-Direction prompts** evaluate the action dynamics (object movement directions) in video language models. We prepare the prompts by sampling video captions from ActionBench-SSV2 (Wang et al., 2023c) and balancing the distribution of movement directions. Concretely, we select captions from the ActionBench-SSV2 validation split that include phrases like ‘right to left’ or ‘left to right’ (e.g., ‘pushing a glass from left to right’), which are common phrases describing movement directions in the captions. Then we augment these prompts by switching the directions to each of four directions: ‘left to right’, ‘right to

---

left’, ‘top to bottom’, and ‘bottom to top’ to create 100 prompts for each direction. We call the resulting 400 prompts as *ActionBench-Direction* prompts. These prompts ensure a balanced distribution of movement directions while maintaining diversity in objects.

**MSR-VTT** is an open-domain video captioning dataset, which allows us to check if our Layout2Vid maintains the original visual quality and text-video alignment performance of the ModelScopeT2V backbone after integration of the layout/movement control capabilities. The MSR-VTT test set comprises 2,990 videos, each paired with 20 captions. Following VideoLDM (Blattmann et al., 2023), we sample one caption from the 20 available captions for each video and use the 2,990 corresponding generated videos for evaluation.

### 4.3 PROMPTS FOR MULTI-SCENE VIDEO GENERATION

For multi-scene video generation, we experiment with two types of input prompts: (1) a list of sentences describing events – ActivityNet Captions (Krishna et al., 2017) and Coref-SV prompts based on Pororo-SV (Li et al., 2019b) and (2) a single sentence from which models generate multi-scene videos – HiREST (Zala et al., 2023).

**ActivityNet Captions** is a dense-captioning dataset designed for detecting and describing multiple events in videos using natural language. For the multi-scene video generation task, we use 165 randomly sampled videos from the validation split and use the event captions as input for ModelScopeT2V and our VIDEODIRECTORGPT. When calculating object consistency (see Sec. 4.4), we find the subject of the first event caption (via spaCy dependency parser (Honnibal & Montani, 2017)) and check its appearance in multiple scenes.

**Coref-SV** is a new multi-scene text description dataset that we propose to evaluate the consistency of object appearances across multi-scene videos. We prepare the Coref-SV prompts by augmenting the Pororo-SV dataset (Li et al., 2019b; Kim et al., 2017), which consists of multi-scene paragraphs from the “Pororo the Little Penguin” animated series. To evaluate the temporal consistency of video generation models trained on real-world videos, we extend its original animation characters (e.g., Pororo) to humans and common animals and examine their appearance across different scenes. Concretely, we sample 10 episodes, each consisting of multiple scenes (6.2 scenes per episode on average). Then, we replace the first appearance of a character with one of the predefined 10 real-world entities (e.g., person/dog, etc.) and replace the remaining appearances of the character with pronouns (e.g., he/she/it/etc.). In total, we obtain 100 episodes (=10 episodes  $\times$  10 entities) in Coref-SV. In order to generate visually consistent entities, the multi-scene video generation models would need to address the co-reference of these target entities across different scenes. We use the final scene descriptions as input for both ModelScopeT2V and our VIDEODIRECTORGPT. When calculating object consistency (see Sec. 4.4), we use the selected real-world entity as the target object.

**HiREST** provides step annotations for instructional videos paired with diverse ‘How to’ prompts (e.g., a video paired with ‘how to make butter biscuits’ prompt is broken down into a sequence of short video clips of consecutive step-by-step instructions). For the multi-scene video generation task, we employ 175 prompts from the test splits, where we only include the prompts with step annotations, to ensure that it is possible to create multi-scene videos from the prompts. Note that instead of providing a list of scene description sentences like in ActivityNet Captions/Coref-SV, we only give the single high-level ‘How to’ prompt and let the models generate a multi-scene video from it. In VIDEODIRECTORGPT, our LLM can automatically generate the multi-scene *video plan* and video from the input prompt. In contrast, for the ModelScopeT2V baseline, we help the model understand the different number of scenes to generate by pre-defining the number of scenes  $N$ , and independently generate  $N$  videos by appending the suffix “step  $n/N$ ” to the prompt for  $n$ -th scene (e.g., “Cook Beet Greens, step 1/10”). To ensure that our VIDEODIRECTORGPT videos and ModelScopeT2V videos are equal in length, we use the same number of scenes generated by our LLM during the planning stage for ModelScopeT2V.



---

#### 4.4 AUTOMATED EVALUATION METRICS

**Visual quality and text-video alignment.** Following previous works (Hong et al., 2022; Wu et al., 2022b; Wang et al., 2023b), we use Fréchet Inception Distance (FID) (Heusel et al., 2017), with InceptionV3 (Szegedy et al., 2016) as the backbone, and Fréchet Video Distance (FVD) (Unterthiner et al., 2019), with I3D (Carreira & Zisserman, 2017) as the backbone, for video quality metrics. Additionally, we use CLIPSIM (Wu et al., 2021) (with CLIP ViT-B/16 (Radford et al., 2021)) for the text-video alignment metric. Given that CLIP fails to faithfully capture detailed semantics such as spatial relations, object counts, and actions in videos (Otani et al., 2023; Cho et al., 2023a;b; Hu et al., 2023), we further propose the use of the following fine-grained evaluation metrics.

**VPEval accuracy.** For the evaluation of VPEval Skill-based prompts, we employ VPEval accuracy based on running skill-specific (object, count, spatial, scale) evaluation programs that execute relevant visual modules Cho et al. (2023b). For each video, we uniformly sample 4 frames and average the frame-level VPEval accuracy to obtain the final score.

**Object movement direction accuracy.** Since the VPEval accuracy described above does not cover temporal information, we propose a metric that takes into account temporal information as well as spatial layouts for ActionBench-Direction prompts. To accomplish this, we assess whether the target objects in the generated videos move in the direction described in the prompts. We obtain the start/end locations of objects by detecting objects with GroundingDINO (Liu et al., 2023) on the first/last video frames. We then evaluate whether the  $x$  (for movements left or right) or  $y$  (for movements up or down) coordinates of the objects have changed correctly and assign a binary score of 0 or 1 based on this evaluation. For instance, given the prompt “pushing a glass from left to right” and a generated video, we identify a ‘glass’ in both the first and last video frames. We assign a score of 1 if the  $x$ -coordinate of the object has increased in the last frame; otherwise, we assign a score of 0.

**Multi-scene object consistency.** We also introduce a new metric to measure the consistency of the visual appearance of a target object across different scenes. For this, we first detect the target object using GroundingDINO from the center frame of each scene video. Then, we extract the CLIP (ViT-B/32) image embedding from the crop of the detected bounding box. We calculate the multi-scene object consistency metric by averaging the CLIP image embedding similarities across all adjacent scene pairs:  $\frac{1}{N} \sum_{n=1}^{N-1} \cos(\text{CLIP}_n^{\text{img}}, \text{CLIP}_{n+1}^{\text{img}})$ , where  $N$  is the number of scenes,  $\cos(\cdot, \cdot)$  is cosine similarity, and  $\text{CLIP}_n^{\text{img}}$  is the CLIP image embedding of the target object in  $n$ -th scene.

#### 4.5 HUMAN EVALUATION

**Multi-scene object consistency.** We conduct a human evaluation study on the multi-scene videos generated by both our VIDEODIRECTORGPT and ModelScopeT2V on the Coref-SV dataset. Since we know the target entity and its co-reference pronouns in the Coref-SV prompts, we can compare the temporal consistency of the target entities across scenes. We evaluate the human preference between videos from two models in each category of Quality, Text-Video Alignment, and Object Consistency. *Quality* measures how well the video looks visually. *Text-Video Alignment* assesses how accurately the video adheres to the input sentences. *Object Consistency* evaluates how well the target object maintains its visual consistency across scenes. We show 50 videos to three crowd-workers from AMT<sup>2</sup> to rate each video and calculate human preferences for each video with average ratings. See the appendix for the evaluation setup details.

---

<sup>2</sup>Amazon Mechanical Turk: <https://www.mturk.com>

**Error analysis.** We also do an error analysis on each step of our single sentence to multi-scene video generation pipeline for HiREST prompts. We analyze the generated multi-scene text descriptions, layouts, and entity/background consistency groupings to evaluate our video planning stage and the final video to evaluate the video generation stage. Analyzing errors in each step provides us with information on which parts need improvement. We provide the detailed error analysis setup in the appendix.

## 5 RESULTS AND ANALYSIS

Method	VPEval Skill-based					ActionBench-Direction	
	Object	Count	Spatial	Scale	Overall Acc. (%)	Movement	Direction Acc. (%)
ModelScopeT2V	89.8	38.8	18.0	15.8	40.8		30.5
VIDEODIRECTORGPT (Ours)	<b>97.1</b>	<b>77.4</b>	<b>61.1</b>	<b>47.0</b>	<b>70.6</b>		<b>46.5</b>

Table 1: Comparison of our VIDEODIRECTORGPT with ModelScopeT2V on layout control (in VPEval Skill-based prompts) and object movement (in Actionbench-Direction) for single-scene video generation.

### 5.1 SINGLE-SCENE VIDEO GENERATION

For single-scene video generation, we experiment with prompts that evaluate layout control (VPEval skill-based), prompts that evaluate object movements (ActionBench-Direction), and prompts covering diverse open-domain scenes (MSR-VTT). These experiments show that our VIDEODIRECTORGPT can better control object layouts and movements compared with the ModelScopeT2V baseline, without compromising visual quality on open-domain videos.

Method	Visual quality		T-V alignment
	FVD (↓)	FID (↓)	CLIPSIM (↑)
Different arch / Training data			
NUWA	–	47.68	0.2439
CogVideo (Chinese)	–	24.78	0.2614
CogVideo (English)	1294	23.59	0.2631
MagicVideo	1290	–	–
VideoLDM	–	–	0.2929
Make-A-Video	–	13.17	0.3049
Same video backbone & Test prompts			
ModelScopeT2V†	683	12.32	<b>0.2909</b>
VIDEODIRECTORGPT (Ours)	<b>550</b>	<b>12.22</b>	0.2860

Table 2: Visual quality and text-video alignment metrics on MSR-VTT. ModelScopeT2V†: Our replication with 2990 randomly selected test prompts.

**Layout control results (VPEval Skill-based prompts).** Table 1 displays the VPEval accuracy on the VPEval Skill-based prompts (see Sec. 4.2). Our VIDEODIRECTORGPT significantly outperforms ModelScopeT2V across all four layout control skills (70.6% vs. 40.8% in overall accuracy). This suggests that the layouts generated by our LLM are highly accurate and greatly improve the control of count, spatial, and scale of objects during video generation. Fig. 4 displays examples of generated videos where our LLM-generated *video plan* successfully guides the Layout2Vid module to accurately place objects in the correct spatial relations and to generate the correct number of objects. In contrast, ModelScopeT2V fails to generate a ‘pizza’ in the first example and overproduces the number of frisbees in the second example.

**Object movement results (ActionBench-Direction).** Table 1 shows the performance on the ActionBench-Direction prompts (see Sec. 4.2) that evaluate temporal understanding as well as spatial layout control. Our VIDEODIRECTORGPT outperforms ModelScopeT2V in object movement direction accuracy (see Sec. 4.4) by a large margin (46.5% vs. 30.5%), indicating that our layouts generated by LLM can improve the accuracy of object dynamics in video generation. Fig. 5 shows video generation examples, where our LLM-generated *video plan* can guide the Layout2Vid module to place the ‘stuffed animal’ and the ‘pear’ in their correct starting positions and then move them towards the correct end positions, whereas the objects in the ModelScopeT2V videos stay in the same location or move in random directions.




Figure 4: Video generation examples on **VPEval Skill-based prompts** for spatial and count skills. Our *video plan*, with object layouts overlaid, successfully guides the Layout2Vid module to place objects in the correct spatial relations and to depict the correct number of objects, whereas ModelScopeT2V fails to generate ‘pizza’ in the first example and overproduces the number of frisbees in the second example. See the actual videos on our project page.




Figure 5: Video generation examples on **ActionBench-Direction prompts**. Our *video plan*’s object layouts (overlaid) can guide the Layout2Vid module to place and move the ‘stuffed animal’ and ‘pear’ in their correct respective directions, whereas the objects in the ModelScopeT2V videos stay in the same location or move in random directions. See the actual videos on our project page.

**Open-domain results (MSR-VTT).** Table 2 shows the visual quality (FVD, FID) and text-video alignment (CLIPSIM) metrics on the MSR-VTT dataset. Our VIDEODIRECTORGPT maintains similar performance as its closest baseline ModelScopeT2V (good improvement in FVD, and similar performance on FID and CLIPSIM), while additionally being equipped with layout control and multi-scene temporal consistency. Our VIDEODIRECTORGPT achieves better or comparable performance to models trained with larger video data (e.g., Make-A-Video is trained on HD-VILA-100M (Xue et al., 2022) as well as WebVid-10M) and models trained with higher resolution (e.g., VideoLDM is trained with 320x512 resolution whereas VIDEODIRECTORGPT is trained with 256x256 resolution).

## 5.2 MULTI-SCENE VIDEO GENERATION

Method	ActivityNet Captions			Coref-SV	HiREST	
	FVD ( $\downarrow$ )	FID ( $\downarrow$ )	Consistency ( $\uparrow$ )	Consistency ( $\uparrow$ )	FVD ( $\downarrow$ )	FID ( $\downarrow$ )
ModelScopeT2V	980	18.12	46.0	16.3	1322	23.79
ModelScopeT2V (with GT co-reference; oracle)	-	-	-	37.9	-	-
VIDEODIRECTORGPT (Ours)	<b>805</b>	<b>16.50</b>	<b>64.8</b>	<b>42.8</b>	<b>733</b>	<b>18.54</b>

Table 3: Comparison of our VIDEODIRECTORGPT with ModelScopeT2V on multi-scene video generation with multiple input sentences (ActivityNet Captions and Coref-SV) and single sentence (HiREST prompts). *GT co-reference*: replacing co-reference pronouns in Coref-SV with the original object (e.g., “his friends” becomes “dog’s friends” if the original object is ‘dog’).

For multi-scene video generation, we experiment with two types of input prompts: (1) a list of sentences describing events (ActivityNet Captions and Coref-SV) and (2) a single sentence from which models generate multi-scene videos (HiREST). These experiments measure the effectiveness of our video planner in multi-scene video generation and object consistency.

**Multiple sentences to multi-scene videos (ActivityNet Captions / Coref-SV).** As shown in the left two blocks of Table 3, our VIDEODIRECTORGPT outperforms ModelScopeT2V in visual quality (FVD and FID) and consistency on ActivityNet Captions and Coref-SV datasets. Notably, for Coref-SV, our VIDEODIRECTORGPT achieves higher object consistency than ModelScopeT2V even with GT co-reference<sup>3</sup>, showcasing the strong object identity preservation skill of our framework. Fig. 6 shows a video generation example from Coref-SV, where the LLM-generated *video plan* can guide the Layout2Vid module to generate the same mouse and flower across scenes consistently, whereas ModelScopeT2V generates a human hand and a dog instead of a mouse in later scenes. We include an additional example in the appendix.

**Single sentence to multi-scene videos (HiREST).** As shown in the right block of Table 3, Our VIDEODIRECTORGPT achieves better visual quality scores (FVD and FID) than ModelScopeT2V on the HiREST dataset. As shown in Fig. 7, our LLM can generate a step-by-step *video plan* from a single prompt and our Layout2Vid can generate consistent videos following the plan. Our VIDEODIRECTORGPT breaks down the process and generates a complete video showing how to make caraway cakes (a type of British seed cake). ModelScopeT2V repeatedly generates the final caraway cake (which is also inconsistent between scenes). We include an additional example in the appendix.

**Generating videos with custom image exemplars.** As mentioned in Sec. 3.2, Our Layout2Vid can obtain CLIP image embeddings either from image exemplars provided by users or from entity text descriptions via the Karlo Prior. In Fig. 8, we demonstrate that our Layout2Vid can flexibly take either text-only or image+text descriptions as input to generate multi-scene videos with good entity consistency.

## 5.3 ABLATION STUDIES

In this section, we provide ablation studies on our design choices, including the number of layout-guided denoising steps, different embeddings for layout groundings, and layout representation formats.

<sup>3</sup>We replace the pronouns with the target object as oracle information; e.g., “she picked up one piece of the cookie” becomes “cat picked up one piece of the cookie.”




Figure 6: Video generation examples on a **Coref-SV** prompt. Our *video plan*'s object layouts (overlaid) can guide the Layout2Vid module to generate the same mouse and flower across scenes consistently, whereas ModelScopeT2V loses track of the mouse right after the first scene, generating a human hand and a dog instead of a mouse, and the flower changes color. See the actual video on our project page.



Figure 7: Comparison of generated videos on a **HiREST** prompt. Our VIDEODIRECTORGPT is able to generate a detailed *video plan* that properly expands the original text prompt to show the process, has accurate object bounding box locations (overlaid), and maintains the consistency of the person across the scenes. ModelScopeT2V only generates the final caraway cake and that cake is not consistent between scenes. See the actual video on our project page.

Entity Grounding		Generated Scenes					
		Scene 1: a <S> then gets up from a plush beige bed		Scene 2: a <S> goes to the cream-colored kitchen and eats a can of gourmet cat snack.		Scene 3: a <S> sits next to a large floor-to-ceiling window	
Text Input	S = "white cat"	Frame 1	Frame 16	Frame 1	Frame 16	Frame 1	Frame 16
Image+Text Input	S = "cat"	Frame 1	Frame 16	Frame 1	Frame 16	Frame 1	Frame 16
Image+Text Input	S = "teddy bear"	Frame 1	Frame 16	Frame 1	Frame 16	Frame 1	Frame 16

Figure 8: Video generation examples with custom entities. Users can flexibly provide either text-only or image+text descriptions to place custom entities when generating videos with VIDEODIRECTORGPT. For both text and image+text based entity grounding examples, the identities of the provided entities are well preserved across multiple scenes. See the actual videos on our project page.

**Number of denoising steps with layout guidance.** In Table 4, we show the ablation experiment results of the number of denoising steps with layout guidance during video generation (Sec. 3.2) on MSR-VTT and ActionBench-Direction prompts. For MSR-VTT, we use the same set of randomly sampled test prompts as presented in Table 2. We find that increasing the  $\alpha$  ( $= \frac{\# \text{ steps with layout guidance}}{\# \text{ total steps}}$ ) from 0.1 to 0.2 or 0.3 drops the visual quality (FVD/FID) and text-video alignment (CLIPSIM) on MSR-VTT, while improves the movement direction accuracy in ActionBench-Direction. This quality-layout trade-off is consistent with the finding in layout-guided text-to-image generation models like GLIGEN (Li et al., 2023), where they also found that high  $\alpha$  leads to lower visual quality. We also explore dynamically finding the  $\alpha$  value for each example during the *video plan* generation by asking the LLM how much layout guidance needs to be enforced for each prompt, instead of using a static  $\alpha$  value. As shown in the bottom row ('LLM-Dynamic- $\alpha$ ') of Table 4, interestingly, LLMs can help the video generation process to have a good balance of quality-layout trade-off.

**Entity grounding embeddings.** As discussed in Sec. 3.2, we compare using different embeddings for entity grounding on 1000 randomly sampled MSR-VTT test prompts. As shown in Table 5, CLIP image embedding is more effective than CLIP text embedding, and using the CLIP image-text joint embedding yields the best results. Thus, we propose to use the image+text embeddings for the default configuration.

**Layout control: bounding box v.s. center point.** In Table 6, we compare different layout representation formats on 1000 randomly sampled MSR-VTT test prompts. We use image embedding for entity grounding and  $\alpha = 0.2$  for layout control. Compared with no layout ('w/o Layout input') or center point-based layouts (without object shape, size, or aspect ratio), the bounding box based layout guidance gives better visual quality (FVD/FID) and text-video alignment (CLIPSIM).

# Denoising steps with layout guidance	MSR-VTT			ActionBench-Direction
	FVD ( $\downarrow$ )	FID ( $\downarrow$ )	CLIPSIM ( $\uparrow$ )	Movement Direction Acc. (%)
$\alpha = 0.1$ (5 steps)	550	<b>12.22</b>	<b>0.2860</b>	46.5
$\alpha = 0.2$ (10 steps)	588	17.25	0.2700	<b>59.8</b>
$\alpha = 0.3$ (15 steps)	593	17.17	0.2702	57.8
LLM-Dynamic- $\alpha$ (5-15 steps)	<b>523</b>	13.75	0.2790	56.8

Table 4: Ablation of the denoising steps with layout guidance (via Guided 2D attentions) in open-domain (MSR-VTT) and object dynamics (ActionBench-Direction) prompts.  $\alpha = \frac{\# \text{ steps with layout guidance}}{\# \text{ total steps}}$ . Our Layout2Vid module uses 50 denoising steps in total.

Entity Grounding	MSR-VTT			Coref-SV
	FVD ( $\downarrow$ )	FID ( $\downarrow$ )	CLIPSIM ( $\uparrow$ )	Consistency (%)
Image Emb.	737	18.38	0.2834	42.6
Text Emb.	875	23.18	0.2534	36.9
Image+Text Emb. (default)	<b>606</b>	<b>14.60</b>	<b>0.2842</b>	<b>42.8</b>

Table 5: Ablation of entity grounding embeddings of our Layout2Vid module on MSR-VTT and Coref-SV.

Layout representation	FVD ( $\downarrow$ )	FID ( $\downarrow$ )	CLIPSIM ( $\uparrow$ )
w/o Layout input	639	15.28	0.2777
Center point	816	18.65	0.2707
Bounding box (default)	<b>606</b>	<b>14.60</b>	<b>0.2842</b>

Table 6: Ablation of layout representation of our VIDEODIRECTORGPT on MSR-VTT. We use  $\alpha = 0.2$  and CLIP image embedding for entity grounding.

#### 5.4 HUMAN EVALUATION

**Multi-scene object consistency.** As discussed in Sec. 4.5, we conduct a human evaluation study on multi-scene videos generated by both our VIDEODIRECTORGPT and ModelScopeT2V on the Coref-SV dataset. Table 7 shows that our VIDEODIRECTORGPT achieves a higher preference than ModelScopeT2V in all three categories (Quality, Text-Video Alignment, and Object Consistency).

Evaluation category	Human Preference (%) $\uparrow$		
	VIDEODIRECTORGPT (Ours)	ModelScopeT2V	Tie
Quality	<b>54</b>	34	12
Text-Video Alignment	<b>54</b>	28	18
Object Consistency	<b>58</b>	30	12

Table 7: Human preference on generated multi-scene videos of Coref-SV in three evaluation categories.

**Error analysis.** We also do an error analysis of each step in our pipeline for HiREST prompts (see Sec. 4.5). We analyze the generated multi-scene text descriptions, layouts, and entity/background consistency groupings to evaluate the steps of the video planning stage and the final video to evaluate the video generation stage. We rate the accuracy of each component on 1-5 Likert scale. As shown in Table 8, our LLM-guided planning scores high accuracy on all three components (up to 4.51), whereas the biggest score drop happens in the layout-guided video generation (4.51  $\rightarrow$  3.61). This suggests that our VIDEODIRECTORGPT could generate even more accurate videos, once we have access to a stronger T2V backbone than ModelScopeT2V.

Stage 1: Video Planning (with GPT-4)			Stage 2: Video Generation (with Layout2Vid)
Multi-scene Text Descriptions (↑)	Layouts (↑)	Entity/Background Consistency Groupings (↑)	Final Video (↑)
4.92	4.69	4.52	3.61

Table 8: Step-wise error analysis of VIDEODIRECTORGPT video generation pipeline on HiREST prompts. We use a Likert scale (1-5) to rate the accuracy of the generated components at each step.

## 6 CONCLUSION

In this work, we propose VIDEODIRECTORGPT, a novel two-stage framework for consistent multi-scene video generation that uses the knowledge of LLMs for video content planning and grounded video generation. In the first stage, the LLM acts as a video planner, crafting a *video plan* that includes scene descriptions, names and layouts of entities, the background of each scene, and the consistency groupings. In the second stage, we introduce Layout2Vid, a grounded video generation module, to generate videos with layout and cross-scene consistency control based on the *video plan* produced in the first stage. Our experiments demonstrate that our proposed VIDEODIRECTORGPT framework substantially improves object layout and movement control in both single- and multi-scene video generation and can generate multi-scene videos with visual consistency across scenes, while achieving competitive performance with SOTAs on open-domain single-scene text-to-video generation. We hope our work will inspire further explorations into integrating the planning capabilities of LLMs into long video generation.

## ACKNOWLEDGEMENT

This work was supported by ARO W911NF2110220, DARPA MCS N66001-19-2-4031, DARPA KAIROS Grant FA8750-19-2-1004, NSF-AI Engage Institute DRL211263, ONR N00014-23-1-2356, and Accelerate Foundation Models Research program. The views, opinions, and/or findings contained in this article are those of the authors and not of the funding agency.

## REFERENCES

- Andreas Blattmann, Robin Rombach, Huan Ling, Tim Dockhorn, Seung Wook Kim, Sanja Fidler, and Karsten Kreis. Align your latents: High-resolution video synthesis with latent diffusion models. In *Proceedings of the IEEE/CVF Conference on Computer Vision and Pattern Recognition*, pp. 22563–22575, 2023.
- Tom B. Brown, Benjamin Mann, Nick Ryder, Melanie Subbiah, Jared Kaplan, Prafulla Dhariwal, Arvind Neelakantan, Pranav Shyam, Girish Sastry, Amanda Askell, Sandhini Agarwal, Ariel Herbert-Voss, Gretchen Krueger, Tom Henighan, Rewon Child, Aditya Ramesh, Daniel M. Ziegler, Jeffrey Wu, Clemens Winter, Christopher Hesse, Mark Chen, Eric Sigler, Mateusz Litwin, Scott Gray, Benjamin Chess, Jack Clark, Christopher Berner, Sam McCandlish, Alec Radford, Ilya Sutskever, and Dario Amodei. Language models are few-shot learners, 2020.
- Joao Carreira and Andrew Zisserman. Quo vadis, action recognition? a new model and the kinetics dataset. In *proceedings of the IEEE Conference on Computer Vision and Pattern Recognition*, pp. 6299–6308, 2017.
- Jaemin Cho, Abhay Zala, and Mohit Bansal. Dall-eval: Probing the reasoning skills and social biases of text-to-image generation models. In *ICCV*, 2023a.



- 
- Jaemin Cho, Abhay Zala, and Mohit Bansal. Visual programming for text-to-image generation and evaluation. In *NeurIPS*, 2023b.
- Aakanksha Chowdhery, Sharan Narang, Jacob Devlin, Maarten Bosma, Gaurav Mishra, Adam Roberts, Paul Barham, Hyung Won Chung, Charles Sutton, Sebastian Gehrmann, Parker Schuh, Kensen Shi, Sasha Tsvyashchenko, Joshua Maynez, Abhishek Rao, Parker Barnes, Yi Tay, Noam Shazeer, Vinodkumar Prabhakaran, Emily Reif, Nan Du, Ben Hutchinson, Reiner Pope, James Bradbury, Jacob Austin, Michael Isard, Guy Gur-Ari, Pengcheng Yin, Toju Duke, Anselm Levskaya, Sanjay Ghemawat, Sunipa Dev, Henryk Michalewski, Xavier Garcia, Vedant Misra, Kevin Robinson, Liam Fedus, Denny Zhou, Daphne Ippolito, David Luan, Hyeontaek Lim, Barret Zoph, Alexander Spiridonov, Ryan Sepassi, David Dohan, Shivani Agrawal, Mark Omernick, Andrew M. Dai, Thanumalayan Sankaranarayanan Pillai, Marie Pellat, Aitor Lewkowycz, Erica Moreira, Rewon Child, Oleksandr Polozov, Katherine Lee, Zongwei Zhou, Xuezhi Wang, Brennan Saeta, Mark Diaz, Orhan Firat, Michele Catasta, Jason Wei, Kathy Meier-Hellstern, Douglas Eck, Jeff Dean, Slav Petrov, and Noah Fiedel. Palm: Scaling language modeling with pathways, 2022.
- Surís Dídac, Sachit Menon, and Carl Vondrick. Vipergpt: Visual inference via python execution for reasoning. In *ICCV*, 2023.
- Weixi Feng, Wanrong Zhu, Tsu-jui Fu, Varun Jampani, Arjun Akula, Xuehai He, Sugato Basu, Xin Eric Wang, and William Yang Wang. Layoutgpt: Compositional visual planning and generation with large language models. In *NeurIPS*, 2023.
- Songwei Ge, Thomas Hayes, Harry Yang, Xi Yin, Guan Pang, David Jacobs, Jia-Bin Huang, and Devi Parikh. Long video generation with time-agnostic vqgan and time-sensitive transformer. In *European Conference on Computer Vision*, pp. 102–118. Springer, 2022.
- Ian Goodfellow, Jean Pouget-Abadie, Mehdi Mirza, Bing Xu, David Warde-Farley, Sherjil Ozair, Aaron Courville, and Yoshua Bengio. Generative adversarial networks. *Communications of the ACM*, 63(11): 139–144, 2020.
- Tanmay Gupta and Aniruddha Kembhavi. Visual programming: Compositional visual reasoning without training. In *Proceedings of the IEEE/CVF Conference on Computer Vision and Pattern Recognition*, pp. 14953–14962, 2023.
- Yingqing He, Tianyu Yang, Yong Zhang, Ying Shan, and Qifeng Chen. Latent video diffusion models for high-fidelity video generation with arbitrary lengths. *arXiv preprint arXiv:2211.13221*, 2022.
- Yingqing He, Menghan Xia, Haoxin Chen, Xiaodong Cun, Yuan Gong, Jinbo Xing, Yong Zhang, Xintao Wang, Chao Weng, Ying Shan, et al. Animate-a-story: Storytelling with retrieval-augmented video generation. *arXiv preprint arXiv:2307.06940*, 2023.
- Martin Heusel, Hubert Ramsauer, Thomas Unterthiner, Bernhard Nessler, and Sepp Hochreiter. Gans trained by a two time-scale update rule converge to a local nash equilibrium. *Advances in neural information processing systems*, 30, 2017.
- Jonathan Ho, Ajay Jain, and Pieter Abbeel. Denoising diffusion probabilistic models. *Advances in neural information processing systems*, 33:6840–6851, 2020.
- Jonathan Ho, William Chan, Chitwan Saharia, Jay Whang, Ruiqi Gao, Alexey Gritsenko, Diederik P Kingma, Ben Poole, Mohammad Norouzi, David J Fleet, et al. Imagen video: High definition video generation with diffusion models. *arXiv preprint arXiv:2210.02303*, 2022.

- 
- Seunghoon Hong, Dingdong Yang, Jongwook Choi, and Honglak Lee. Inferring semantic layout for hierarchical text-to-image synthesis. In *CVPR*, 2018.
- Wenyi Hong, Ming Ding, Wendi Zheng, Xinghan Liu, and Jie Tang. Cogvideo: Large-scale pretraining for text-to-video generation via transformers. In *ICLR*, 2022.
- Matthew Honnibal and Ines Montani. spaCy 2: Natural language understanding with Bloom embeddings, convolutional neural networks and incremental parsing. To appear, 2017.
- Yushi Hu, Benlin Liu, Jungo Kasai, Yizhong Wang, Mari Ostendorf, Ranjay Krishna, and Noah A Smith. Tifa: Accurate and interpretable text-to-image faithfulness evaluation with question answering. In *ICCV*, 2023.
- Levon Khachatryan, Andranik Movsisyan, Vahram Tadevosyan, Roberto Henschel, Zhangyang Wang, Shant Navasardyan, and Humphrey Shi. Text2video-zero: Text-to-image diffusion models are zero-shot video generators. *arXiv preprint arXiv:2303.13439*, 2023.
- Kyung-Min Kim, Min-Oh Heo, Seong-Ho Choi, and Byoung-Tak Zhang. Deepstory: Video story qa by deep embedded memory networks. In *Proceedings of the 26th International Joint Conference on Artificial Intelligence, IJCAI'17*, pp. 2016–2022. AAAI Press, 2017. ISBN 9780999241103.
- Diederik P Kingma and Max Welling. Auto-encoding variational bayes. In *ICLR*, 2014.
- Ranjay Krishna, Kenji Hata, Frederic Ren, Li Fei-Fei, and Juan Carlos Niebles. Dense-captioning events in videos. In *International Conference on Computer Vision (ICCV)*, 2017.
- Donghoon Lee, Jiseob Kim, Jisu Choi, Jongmin Kim, Minwoo Byeon, Woonhyuk Baek, and Saehoon Kim. Karlo-v1.0.alpha on coyo-100m and cc15m. <https://github.com/kakaobrain/karlo>, 2022.
- Wenbo Li, Pengchuan Zhang, Lei Zhang, Qiuyuan Huang, Xiaodong He, Siwei Lyu, and Jianfeng Gao. Object-driven text-to-image synthesis via adversarial training. In *Proceedings of the IEEE/CVF Conference on Computer Vision and Pattern Recognition*, pp. 12174–12182, 2019a.
- Yitong Li, Martin Renqiang Min, Dinghan Shen, David Carlson, and Lawrence Carin. Video generation from text. In *AAAI*, 2017.
- Yitong Li, Zhe Gan, Yelong Shen, Jingjing Liu, Yu Cheng, Yuexin Wu, Lawrence Carin, David Carlson, and Jianfeng Gao. Storygan: A sequential conditional gan for story visualization. In *CVPR*, 2019b.
- Yuheng Li, Haotian Liu, Qingyang Wu, Fangzhou Mu, Jianwei Yang, Jianfeng Gao, Chunyuan Li, and Yong Jae Lee. Gligen: Open-set grounded text-to-image generation. In *Proceedings of the IEEE/CVF Conference on Computer Vision and Pattern Recognition*, pp. 22511–22521, 2023.
- Jiadong Liang, Wenjie Pei, and Feng Lu. Layout-bridging text-to-image synthesis. *ArXiv*, abs/2208.06162, 2022. URL <https://api.semanticscholar.org/CorpusID:251554565>.
- Shilong Liu, Zhaoyang Zeng, Tianhe Ren, Feng Li, Hao Zhang, Jie Yang, Chunyuan Li, Jianwei Yang, Hang Su, Jun Zhu, et al. Grounding dino: Marrying dino with grounded pre-training for open-set object detection. *arXiv preprint arXiv:2303.05499*, 2023.
- Adyasha Maharana, Darryl Hannan, and Mohit Bansal. Storydall-e: Adapting pretrained text-to-image transformers for story continuation. In *European Conference on Computer Vision*, pp. 70–87. Springer, 2022.

- 
- Ben Mildenhall, Pratul P Srinivasan, Matthew Tancik, Jonathan T Barron, Ravi Ramamoorthi, and Ren Ng. Nerf: Representing scenes as neural radiance fields for view synthesis. *Communications of the ACM*, 65 (1):99–106, 2021.
- OpenAI. Gpt-4 technical report, 2023.
- Mayu Otani, Riku Togashi, Yu Sawai, Ryosuke Ishigami, Yuta Nakashima, Esa Rahtu, Janne Heikkilä, and Shin’ichi Satoh. Toward verifiable and reproducible human evaluation for text-to-image generation. In *CVPR*, 2023.
- Leigang Qu, Shengqiong Wu, Hao Fei, Liqiang Nie, and Tat-Seng Chua. Layoutllm-t2i: Eliciting layout guidance from llm for text-to-image generation. In *ACM MM*, 2023.
- Alec Radford, Jong Wook Kim, Chris Hallacy, Aditya Ramesh, Gabriel Goh, Sandhini Agarwal, Girish Sastry, Amanda Askell, Pamela Mishkin, Jack Clark, et al. Learning transferable visual models from natural language supervision. In *International conference on machine learning*, pp. 8748–8763. PMLR, 2021.
- Aditya Ramesh, Prafulla Dhariwal, Alex Nichol, Casey Chu, and Mark Chen. Hierarchical text-conditional image generation with clip latents, 2022.
- Robin Rombach, Andreas Blattmann, Dominik Lorenz, Patrick Esser, and Björn Ommer. High-resolution image synthesis with latent diffusion models. In *Proceedings of the IEEE/CVF conference on computer vision and pattern recognition*, pp. 10684–10695, 2022.
- Olaf Ronneberger, Philipp Fischer, and Thomas Brox. U-net: Convolutional networks for biomedical image segmentation. In *MICCAI*, 2015.
- Uriel Singer, Adam Polyak, Thomas Hayes, Xi Yin, Jie An, Songyang Zhang, Qiyuan Hu, Harry Yang, Oron Ashual, Oran Gafni, et al. Make-a-video: Text-to-video generation without text-video data. In *ICLR*, 2023.
- Christian Szegedy, Vincent Vanhoucke, Sergey Ioffe, Jon Shlens, and Zbigniew Wojna. Rethinking the inception architecture for computer vision. In *Proceedings of the IEEE conference on computer vision and pattern recognition*, pp. 2818–2826, 2016.
- Fuwen Tan, Song Feng, and Vicente Ordonez. Text2scene: Generating compositional scenes from textual descriptions. In *Proceedings of the IEEE/CVF Conference on Computer Vision and Pattern Recognition*, pp. 6710–6719, 2019.
- Hugo Touvron, Thibaut Lavril, Gautier Izacard, Xavier Martinet, Marie-Anne Lachaux, Timothée Lacroix, Baptiste Rozière, Naman Goyal, Eric Hambro, Faisal Azhar, Aurelien Rodriguez, Armand Joulin, Edouard Grave, and Guillaume Lample. Llama: Open and efficient foundation language models, 2023a.
- Hugo Touvron, Louis Martin, Kevin Stone, Peter Albert, Amjad Almahairi, Yasmine Babaei, Nikolay Bashlykov, Soumya Batra, Prajjwal Bhargava, Shruti Bhosale, Dan Bikel, Lukas Blecher, Cristian Canton Ferrer, Moya Chen, Guillem Cucurull, David Esiobu, Jude Fernandes, Jeremy Fu, Wenyin Fu, Brian Fuller, Cynthia Gao, Vedanuj Goswami, Naman Goyal, Anthony Hartshorn, Saghar Hosseini, Rui Hou, Hakan Inan, Marcin Kardas, Viktor Kerkez, Madian Khabsa, Isabel Kloumann, Artem Korenev, Punit Singh Koura, Marie-Anne Lachaux, Thibaut Lavril, Jenya Lee, Diana Liskovich, Yinghai Lu, Yuning Mao, Xavier Martinet, Todor Mihaylov, Pushkar Mishra, Igor Molybog, Yixin Nie, Andrew Poulton, Jeremy Reizenstein, Rashi Rungta, Kalyan Saladi, Alan Schelten, Ruan Silva, Eric Michael Smith, Ranjan Subramanian, Xiaoqing Ellen Tan, Binh Tang, Ross Taylor, Adina Williams, Jian Xiang Kuan, Puxin Xu, Zheng Yan, Iliyan Zarov, Yuchen Zhang, Angela Fan, Melanie Kambadur, Sharan Narang, Aurelien Rodriguez,

- 
- Robert Stojnic, Sergey Edunov, and Thomas Scialom. Llama 2: Open foundation and fine-tuned chat models, 2023b.
- Thomas Unterthiner, Sjoerd van Steenkiste, Karol Kurach, Raphaël Marinier, Marcin Michalski, and Sylvain Gelly. Fvd: A new metric for video generation. In *ICLR Workshop*, 2019.
- Ruben Villegas, Mohammad Babaeizadeh, Pieter-Jan Kindermans, Hernan Moraldo, Han Zhang, Mohammad Taghi Saffar, Santiago Castro, Julius Kunze, and Dumitru Erhan. Phenaki: Variable length video generation from open domain textual description. In *ICLR*, 2023.
- Fu-Yun Wang, Wenshuo Chen, Guanglu Song, Han-Jia Ye, Yu Liu, and Hongsheng Li. Gen-l-video: Multi-text to long video generation via temporal co-denoising. *arXiv preprint arXiv:2305.18264*, 2023a.
- Jiuniu Wang, Hangjie Yuan, Dayou Chen, Yingya Zhang, Xiang Wang, and Shiwei Zhang. Modelscope text-to-video technical report, 2023b.
- Zhenhailong Wang, Ansel Blume, Sha Li, Genglin Liu, Jaemin Cho, Zineng Tang, Mohit Bansal, and Heng Ji. Paxion: Patching action knowledge in video-language foundation models. In *NeurIPS*, 2023c.
- Chenfei Wu, Lun Huang, Qianxi Zhang, Binyang Li, Lei Ji, Fan Yang, Guillermo Sapiro, and Nan Duan. Godiva: Generating open-domain videos from natural descriptions. *arXiv preprint arXiv:2104.14806*, 2021.
- Chenfei Wu, Jian Liang, Xiaowei Hu, Zhe Gan, Jianfeng Wang, Lijuan Wang, Zicheng Liu, Yuejian Fang, and Nan Duan. Nuwa-infinity: Autoregressive over autoregressive generation for infinite visual synthesis. In *NeurIPS*, 2022a.
- Chenfei Wu, Jian Liang, Lei Ji, Fan Yang, Yuejian Fang, Daxin Jiang, and Nan Duan. Nüwa: Visual synthesis pre-training for neural visual world creation. In *European conference on computer vision*, pp. 720–736. Springer, 2022b.
- Jun Xu, Tao Mei, Ting Yao, and Yong Rui. Msr-vtt: A large video description dataset for bridging video and language. In *CVPR*, June 2016.  
URL <https://www.microsoft.com/en-us/research/publication/msr-vtt-a-large-video-description-dataset-for-bridging-video-and-language/>.
- Hongwei Xue, Tiankai Hang, Yanhong Zeng, Yuchong Sun, Bei Liu, Huan Yang, Jianlong Fu, and Baining Guo. Advancing high-resolution video-language representation with large-scale video transcriptions. In *Proceedings of the IEEE/CVF Conference on Computer Vision and Pattern Recognition*, pp. 5036–5045, 2022.
- Zhengyuan Yang, Jianfeng Wang, Zhe Gan, Linjie Li, Kevin Lin, Chenfei Wu, Nan Duan, Zicheng Liu, Ce Liu, Michael Zeng, and Lijuan Wang. Reco: Region-controlled text-to-image generation. In *Proceedings of the IEEE/CVF Conference on Computer Vision and Pattern Recognition*, 2023.
- Shengming Yin, Chenfei Wu, Huan Yang, Jianfeng Wang, Xiaodong Wang, Minheng Ni, Zhengyuan Yang, Linjie Li, Shuguang Liu, Fan Yang, Jianlong Fu, Ming Gong, Lijuan Wang, Zicheng Liu, Houqiang Li, and Nan Duan. NUWA-XL: Diffusion over diffusion for eXtremely long video generation. In *Proceedings of the 61st Annual Meeting of the Association for Computational Linguistics (Volume 1: Long Papers)*, pp. 1309–1320, Toronto, Canada, July 2023. Association for Computational Linguistics. doi: 10.18653/v1/2023.acl-long.73. URL <https://aclanthology.org/2023.acl-long.73>.
- Abhay Zala, Jaemin Cho, Satwik Kottur, Xilun Chen, Barlas Oguz, Yashar Mehdad, and Mohit Bansal. Hierarchical video-moment retrieval and step-captioning. In *Proceedings of the IEEE/CVF Conference on Computer Vision and Pattern Recognition*, pp. 23056–23065, 2023.

## Appendix

In this appendix, we provide GPT-4 prompt templates our video planner (Appendix A), the training and inference details for Layout2Vid (Appendix B), human evaluation setup details (Appendix C), additional qualitative examples (Appendix D), and limitations (Appendix E).

### A VIDEO PLANNING PROMPT TEMPLATES

In this section, we provide the prompt templates we give to our video planner (Sec. 3.1). The *video plan* is generated in two steps by prompting GPT-4 with different in-context examples (we use 1 and 5 in-context examples for the first and second steps, respectively). In the first step (see Fig. 9), we ask GPT-4 to expand a single text prompt into a multi-scene *video plan*. Each scene comes with a text description, a list of entities, and a background. In the second step (see Fig. 10), we generate a list of bounding boxes for the entities in each frame based on the list of entities and the scene description. Using GPT-4 tokenizer, the average input/output token lengths of each step are 2K/1K for the first step and 6K/1K for the second step. Using GPT-4, it takes 0.12 USD and 0.24 USD for the inference of the first and second steps, respectively.

**Instructions:**  
Given a single text prompt, you need to envision a multi-scene video by generating a sequence of stepwise prompts to describe the text prompt. For each step, you also need to generate the set of entities needed and describe the background scene where the video should occur. Related steps should maintain similar entities and background scenes. Before you write each stepwise description, you must follow these instructions:

1. Each step prompt must contain only a single motion or action.
2. Each step prompt must include all relevant objects and describe the environment scene.
3. Make sure each step prompt must be easy described by a shot video clip of 8 seconds at 2fps.

Use the following format: [[step\_1: [prompt, entities, background]; step\_2: [prompt, entities, background]; ... step\_n: [prompt, entities, background]]

**In-context example:**  
**Input:** Provide stepwise prompts for the text prompt: make butter biscuits  
**Output:**  
Step 1: [Prompt: A chief preheats the oven; Entities: chief, oven; Background: kitchen counter];  
Step 2: [Prompt: A chief creams together butter and sugar in a mixing bowl; Entities: chief, mixing bowl, butter, sugar, hand mixer; Background: kitchen]  
Step 3: [Prompt: A chief beats in eggs into the mixing bowl; Entities: chief, eggs, mixing bowl; Background: kitchen];  
...

**Input text:** Provide stepwise prompts for the text prompt: *[insert single text prompt here]*

Figure 9: Prompt template for the 1st video planning step (scene descriptions, entities/background generation).

### B LAYOUT2VID TRAINING AND INFERENCE DETAILS

The highlight of our Layout2Vid training is that it was conducted solely on image-level data with bounding box annotations. We trained the MLP layers for grounding tokens and the Guided 2D Attention layer with the same bounding-box annotated data used in GLIGEN (Li et al., 2023). All the remaining modules in the spatio-temporal block Fig. 3 are frozen during the training phase. We illustrate the training and inference procedure of Layout2Vid in Fig. 11.

During training, we first use spaCy (Honnibal & Montani, 2017) to extract all noun phrases from the video caption, and use CLIP text encoder to get their text embeddings. Then we apply GroundingDINO (Liu et al.,

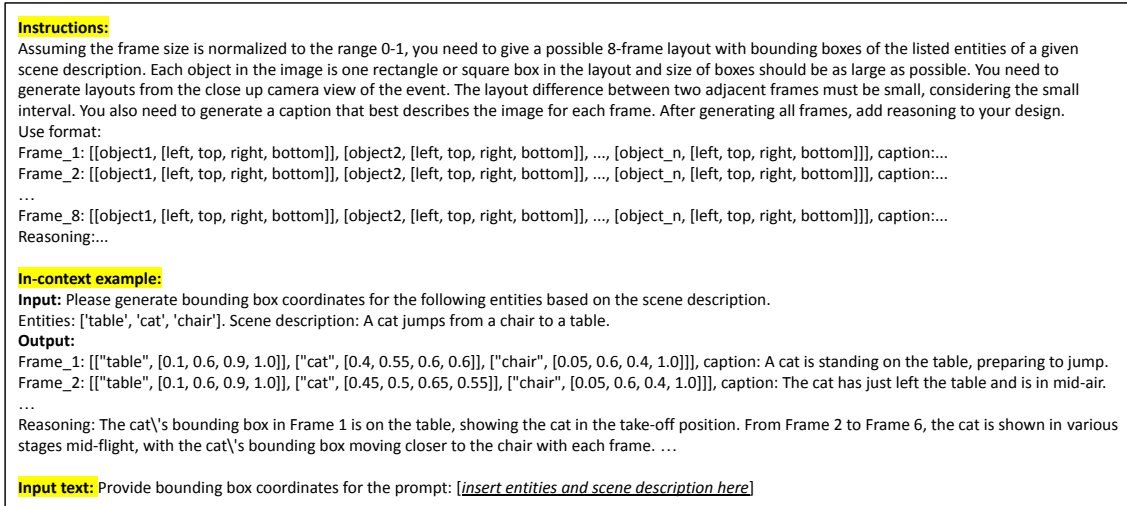


Figure 10: Prompt template for the 2nd video planning step (layout generation).

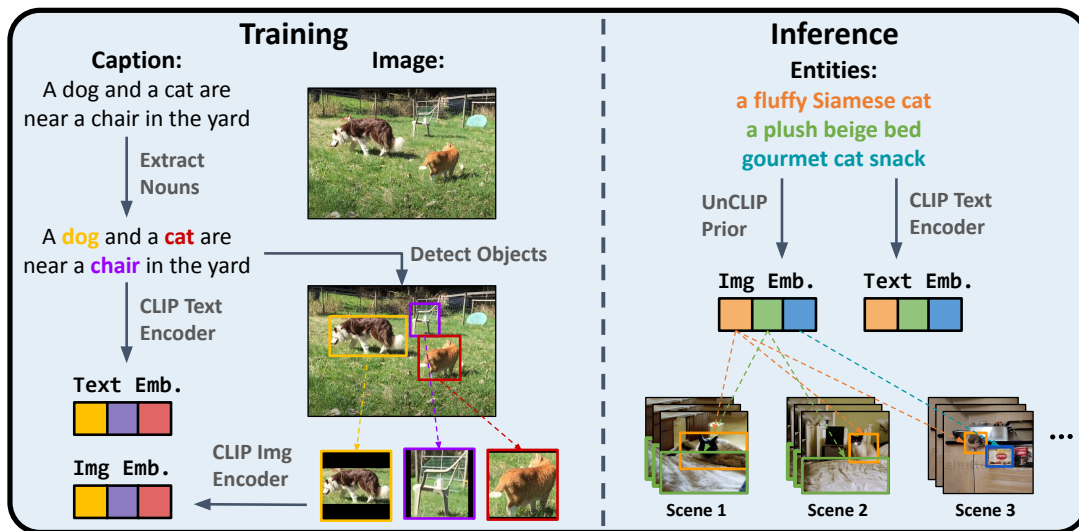


Figure 11: **Training and Inference procedure of Layout2Vid.** A notable aspect of our model's training is that it was conducted only on image-level data with bounding box annotations. During training, we extract entities (as noun phrases) from the video caption and apply object detectors to pinpoint the bounding box locations of these entities. Then we obtain image embeddings for the entities by encoding the image crop of the entities with CLIP image encoder. During inference, we apply unCLIP Prior on the entities generated by the LLM to retrieve their corresponding CLIP image embeddings. To preserve visual consistency, the same joint image-text embedding pair is used across scenes to represent an identical object.

2023) to detect corresponding bounding box locations. To remove redundant and duplicate bounding boxes, we only keep the bounding boxes that overlap less than 95% with other boxes. Next, we crop the bounding

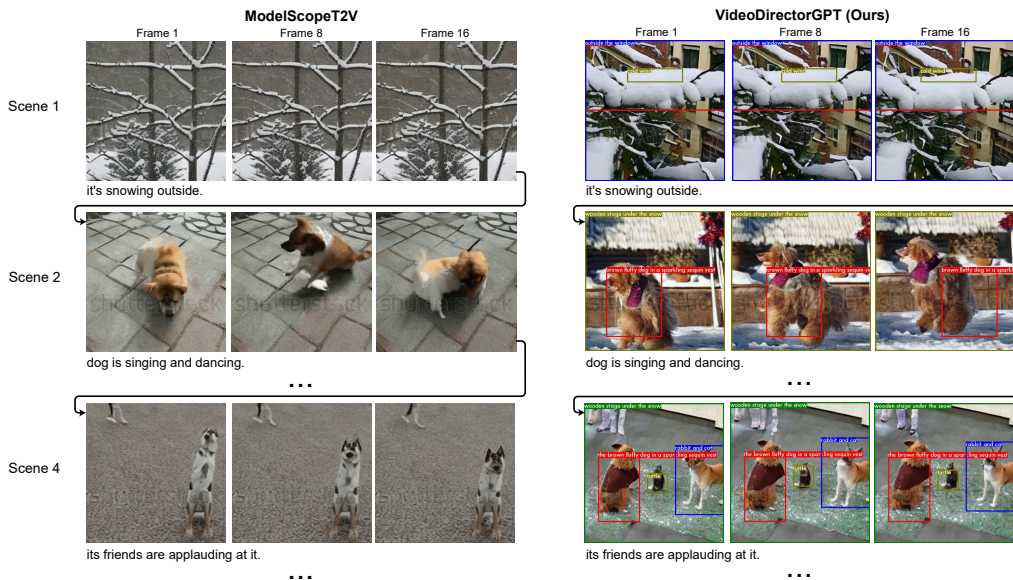


Figure 12: Video generation examples on a **Coref-SV prompt**. Our *video plan*'s object layouts (overlaid) can guide the Layout2Vid module to generate the same brown dog and maintain snow across scenes consistently, whereas ModelScopeT2V generates different dogs in different scenes and loses the snow after the first scene. See the actual video on our project page.

box areas and resize the cropped images so that the longest edge has size 224. We pad the cropped images with black colors to transform them into square shapes. Finally, CLIP ViT-L/14 image encoder converts cropped images to embeddings. We use the joint image-text embeddings for grounding token construction. Our training can be completed in only 2 days on a server with 8 A6000 GPUs.

During inference, we use the Karlo implementation of unCLIP Prior to the entities to convert the texts into their corresponding CLIP image embeddings, and CLIP text encoder to get their corresponding text embeddings. We use CLIP ViT-L/14 as backbone during training to be consistent with Karlo. This helps us to preserve the visual consistency of the same object by using the same image embedding across scenes.

## C HUMAN EVALUATION DETAILS

We provide details of our human evaluations (multi-scene object consistency on Coref-SV and error analysis on HiREST dataset) described in Sec. 4.5.

**Multi-scene object consistency details.** We use Amazon Mechanical Turk to hire crowd-workers for our human evaluation of multi-scene object consistency on Coref-SV. To ensure high-quality annotations, we require they have an AMT Masters, have completed over 1000 HITs, have a greater than 95% approval rating, and are from one of the United States, Great Britain, Australia, or Canada (as our task is written in the English language). We pay workers \$0.06 to evaluate a video (roughly \$12-14/hr).

**Error analysis details.** We do an error analysis on each step of our single sentence to multi-scene video generation pipeline for HiREST prompts. We analyze the generated multi-scene text descriptions, layouts, and entity/background consistency groupings to evaluate our video planning stage and the final video to




Figure 13: Comparison of generated videos on a **HiREST** prompt. Our **VIDEODIRECTORGPT** generates a detailed *video plan* that properly expands the original text prompt, ensures accurate object bounding box locations (overlaid), and maintains the consistency of the person across the scenes. **ModelScopeT2V** only generates the final dessert and it is not consistent between scenes. See the actual video on our project page.

evaluate the video generation stage. *Multi-Scene Text Descriptions Accuracy*: we measure how well these descriptions depict the intended scene from the original prompt (e.g., if the original prompt is “Make butter-milk biscuits” the descriptions should describe the biscuit-making process and not the process for pancakes). *Layout Accuracy*: we measure how well the generated layouts showcase a scene for the given multi-scene text description (e.g., the bounding boxes of ingredients should go into a bowl, pan, etc. instead of randomly moving across the scene). *Entity/Background Consistency Groupings Accuracy*: we measure how well the generated entities and backgrounds are grouped (e.g., entities/backgrounds that should look consistent throughout the scenes should be grouped together). *Final Video Accuracy*: we measure how well the generated video for each scene matches the multi-scene text description (e.g., if the multi-scene text description is “preheating an oven”, the video should accurately reflect this). We ask an expert annotator to rank the generations (multi-scene text description, layouts, etc.) on a Likert scale of 1-5 for 50 prompts/videos. Analyzing the errors at each step enables us to check which parts are reliable and which parts need improvement. As a single prompt/video can contain many scenes, to simplify the process for layout and final video evaluation of a prompt/video, we sub-sample three scene layouts and corresponding scene videos and average their scores to obtain the “Layout Accuracy” and “Final Video Accuracy.”

## D ADDITIONAL QUALITATIVE EXAMPLES

**Coref-SV**. We show another example of our **VIDEODIRECTORGPT** compared to **ModelScopeT2V** on a **Coref-SV** prompt in Fig. 12. Our *video plan* can guide the **Layout2Vid** module to generate the same dog and maintain snow across scenes consistently, whereas **ModelScopeT2V** generates different dogs in different scenes and loses the snow after the first scene.



---

**HiREST.** We show another example of our VIDEODIRECTORGPT compared to ModelScopeT2V on a HiREST prompt in Fig. 13. Our LLM can generate step-by-step *video plan* from a single prompt and our Layout2Vid can generate consistent videos following the plan. Our VIDEODIRECTORGPT breaks down the process and generates a complete video showing how to make peach melba (a type of dessert consisting of vanilla ice cream and peaches). ModelScopeT2V repeatedly generates the final dessert (which is also inconsistent between scenes).

## E LIMITATIONS

While our framework can be beneficial for numerous applications (e.g., user-controlled video generation/manipulation and data augmentation), akin to other video generation frameworks, it can also be utilized for potentially harmful purposes (e.g., creating false information or misleading videos), and thus should be used with caution in the real-world applications. Also, generating a *video plan* using the strongest LLM APIs can be costly, similar to other recent LLM-based frameworks. We hope that advances in quantization/distillation and open-source models will continue to lower the inference cost of LLMs. Lastly, our video generation module (Layout2Vid) is based on the pretrained weights of ModelScopeT2V. Therefore, we face similar limitations to their model, including deviations related to the distribution of training datasets, imperfect generation quality, and only understanding the English corpus.