

How do users design scientific workflows? The Case of Snakemake

Sebastian Pohl[†], Nourhan Elfaramawy[†], Kedi Cao^{†#}, Birte Kehr[#], and Matthias Weidlich[†]

[†]Humboldt-Universität zu Berlin, Germany [#]Leibniz Institute for Immunotherapy, Regensburg, Germany
{sebastian.pohl,nourhan.elfaramawy,matthias.weidlich}@hu-berlin.de, {kedi.cao,birte.kehr}@klinik.uni-regensburg.de

ABSTRACT

Scientific workflows automate the analysis of large-scale scientific data, fostering the reuse of data processing operators as well as the reproducibility and traceability of analysis results. In exploratory research, however, workflows are continuously adapted, utilizing a wide range of tools and software libraries, to test scientific hypotheses. Script-based workflow engines cater to the required flexibility through direct integration of programming primitives but lack abstractions for interactive exploration of the workflow design by a user during workflow execution. To derive requirements for such interactive workflows, we conduct an empirical study on the use of Snakemake, a popular Python-based workflow engine. Based on workflows collected from 1602 GitHub repositories, we present insights on common structures of Snakemake workflows, as well as the language features typically adopted in their specification.

KEYWORDS

Scientific workflows, workflow design, user interactions

1 INTRODUCTION

Scientific workflows define series of discrete programs to automate the analysis of large-scale scientific data [3]. Traditionally, models and systems for scientific workflows have been introduced with a focus on the reuse of standardized data processing operators, as well as the reproducibility and traceability of analysis results. Workflow engines such as Kepler [12] and Galaxy [6] provide libraries of standard operators, include collaboration features, and facilitate the execution of workflows on various technical infrastructures. However, they only provide limited support for exploratory research, in which workflows are designed to assess scientific hypotheses. Here, workflows are subject to continuous change, and flexible integration of existing tools and software libraries is important. Script-based workflow engines, such as Snakemake [8] and Nextflow [14], offer the required flexibility, but still focus on the specification of workflow at design time and lack the abstractions needed to explore workflow design at run time. Although Snakemake enables the

integration of Python notebooks, interactions in these notebooks are decoupled from the workflow definition. Hence, users cannot steer the execution of a workflow based on the insights obtained from intermediate or partial results.

In order to design models and systems for interactive workflows, however, we first need to develop an understanding of the *what* and *how* of workflow design in practice:

- (1) What are common properties of scientific workflows?
- (2) How are workflows typically specified?

Answers to the first question shed light on the conceptual requirements for a model for interactive workflows, e.g., in terms of actions to apply to a workflow at run-time. The second question, in turn, focuses on the realization of such a model in the context of a particular workflow engine, e.g., in terms of the language constructs that shall be augmented.

Given the importance of the above questions for effective user support, not only for interactive workflows for exploratory research, but for workflow design in general, it is striking that there exist only a few studies that aim at addressing them empirically. Notably, existing work focused on structural properties of traditional workflows based on reusable operators [15, 11] and also derived abstract categorizations of data processing operators and high-level design principles [5]. Yet, there is a research gap, framed by the need to derive conclusions on the structural properties of script-based workflows, as well as the language features adopted in their specification.

In this work, we set out to study the questions of *what* and *how* in the design of scientific workflows for the case of Snakemake [8], a popular Python-based workflow engine. Our starting point has been the Snakemake Workflow Catalog,¹ a listing of more than 2,000 public workflows, mostly in bioinformatics, but also spanning other disciplines, such as astrophysics and Earth-scale infrastructure simulation. Based thereon, we have been able to collect workflows from 1602 GitHub repositories to analyze the structure of the graphs derived for execution, as well as the frequency of specific language features utilized within these workflows.

In the remainder, we first review related work (§2) and provide background information on Snakemake (§3). We then

¹<https://snakemake.GitHub.io/snakemake-workflow-catalog/>

elaborate on how we obtained the collection of workflows (§4), before providing initial insights from its analysis (§5). We conclude with a discussion of our observations (§6).

2 RELATED WORK

Scientific workflow systems, such as Kepler [1], Galaxy [6], Taverna [16], or Pegasus [2] provide rich infrastructures and ecosystems to support users in their data-intensive analysis tasks. Recent script-based workflow engines, such as Snakemake [8] and Nextflow [14], in turn, focus on the flexible combination of existing tools and software libraries, as often required in exploratory research. Those may include basic features for interactions, mostly in terms of Jupyter notebooks. In general, such notebooks have been advocated as a basis for the realization of interactivity in scientific workflows, e.g., in the field of visual analytics [4].

However, empirical analysis of the use of scientific workflow systems is scarce. Anecdotal evidence on how users design workflows is available in the form of case studies, e.g., for Kepler workflows in the BioEarth project [13]. Small collections of workflows have also been analyzed to derive common performance characteristics [7].

Only a few studies considered large collections of workflows. Notably, around 400 Taverna workflows from *myExperiment* have been analyzed in terms of their structural properties [15]. The majority of operators (57%) were implemented directly by the engine, whereas only (14%) accounted for dedicated scripts. Therefore, the workflows in this collection represent relatively standardized data-processing tasks. A similar study based on the same repository at a later point in time revealed an increase in workflow complexity [11]. The authors further noticed that workflows contained a large number of data transformation operators needed to integrate existing tools. This observation can be interpreted as hinting at the increasing use of workflows for less standardized analysis tasks.

To obtain requirements for an abstract classification of workflows, a collection of 260 workflows has been investigated in [5] with the aim of identifying their commonalities. Based on these workflows from various scientific domains, the study devised a collection of motifs and abstract categories for (i) data processing operators (e.g., data retrieval and data visualization) and (ii) the design of workflows (e.g., the composition of workflows or manual tasks in workflows).

We conclude that existing studies did not consider the structural properties of script-based workflows as well as the use of particular language features. In this work, we address these gaps and provide insights into the design and characteristics of script-based workflows.

3 BACKGROUND ON SNAKEMAKE

Workflow design. Snakemake is a Python-based workflow engine [8]. In Snakemake, workflows are defined in a so-called ‘snakefile’, which includes rules that capture the logical operators of data processing. A rule typically defines three main parts: the input files, the output files, and the program to derive the output files from the input files. The program referenced in a Snakemake rule can be any shell command, a run statement with plain Python code, an external script (Python, R, Markdown), or a wrapper for some script defined in Snakemake’s internal repository. This way, Snakemake provides several mechanisms to integrate existing tools or software libraries in the workflow.

To apply a rule to multiple sets of input files, Snakemake offers an `expand` function that produces input file specifications, essentially deriving all combinations of its arguments. More flexible control is achieved by `input` functions, i.e., Python functions to select input files. Such a function takes a wildcard as input to guide the selection of files.

To support conditional execution, a rule may be declared to be `checkpoint`, which means that `input` functions are re-evaluated whenever a physical job created for the checkpoint finished execution. A rule may further include execution-related parameters, such as the number of threads and the amount of memory to use, or a path to a Conda environment. The latter enables users to specify a unique software environment per rule.

Snakemake offers four different ways to modularize the design of a workflow: An `include` statement enables the separation of a workflow definition into several files. Workflows may also be combined using a `module` statement, which facilitates the reuse of rules among workflows. Through a `wrapper`, as mentioned above, external scripts may be integrated from a dedicated repository. Finally, the concept of `subworkflow` enables the specification of preliminary steps in data processing, i.e., a `subworkflow` will run before the parent workflow to prepare the files needed for the execution of the latter.

Moreover, users may store the configuration of a workflow in dedicated files (in JSON or YAML format). They are structured as dictionaries of parameter keys and values that can be accessed through a workflow’s global variable `config`.

Workflow execution. To execute a workflow, Snakemake needs a target rule, which is given explicitly or assumed to correspond to the first rule in the snakefile. Based thereon, Snakemake derives a set of physical jobs by instantiating each logical rule for each set of input files (specified directly or computed by an `input` function) that is needed to eventually compute the input of the target rule. Constraints on the execution of the workflow are captured by a directed acyclic graph (DAG), in which the nodes represent physical jobs and the directed edges model data dependencies.

A key feature of Snakemake is the abstraction provided for the execution of jobs. That is, jobs can be executed locally or using a distributed computing infrastructure. Thus, users may scale up their experiments from a workstation to compute clusters without making any modifications to the workflow.

Moreover, Snakemake provides basic support for user interactions during workflow execution through Jupyter notebooks. When executing jobs of a rule that is assigned a notebook statement, a notebook is started and opened in a web browser. Although this enables users to explore and visualize the available data files, it does not provide abstractions to steer or adapt the execution of the workflow. Once the notebook is closed, the execution simply continues according to the DAG that was constructed initially.

4 A COLLECTION OF WORKFLOWS

Our analysis is based on the Snakemake Workflow Catalog, an automatically generated and continuously growing collection of publicly available Snakemake workflows. Using this catalog, we collected data in two ways:

Run cloned repositories. At the time of data collection, we have been able to extract 1602 GitHub repositories from the catalog. We have been able to clone 1570 of these 1602 repositories. For each cloned repository, we attempted to run Snakemake with a flag to build the respective DAG (`--dag`) in its main folder. Our data collection, therefore, was based on the assumption that each repository corresponds to one workflow and that Snakemake would be able to detect the main snakefile in the root directory of the repository.

For 362 out of 1602 repositories, Snakemake successfully ran with the above flag. In the other cases, it failed, for example due to missing files or specification errors. If successful, Snakemake returned the DAG of the workflow in the DOT graph description language. Our analysis of workflow structures in the remainder, therefore, is based on a collection of 362 DAGs, which we were able to construct in this way.

Query GitHub repositories. We also collected data regarding the use of Snakemake’s language features in these repositories. To this end, we queried GitHub, collected the source code of Snakemake workflows, and parsed the code line by line to search for specific key words. This part of our analysis exploits the data for 1431 of the 1602 repositories, i.e., all repositories for which the snakefile could be queried directly at GitHub, i.e., without cloning the repository.

Specifically, our text search starts with the snakefile in the root directory of the repository. To cover as much of the source code as possible, we then also attempted to resolve `include` statements recursively. For 3436 out of the 3550 encountered `include` statements, such a resolution was possible, i.e., we have been able to parse the referenced file.

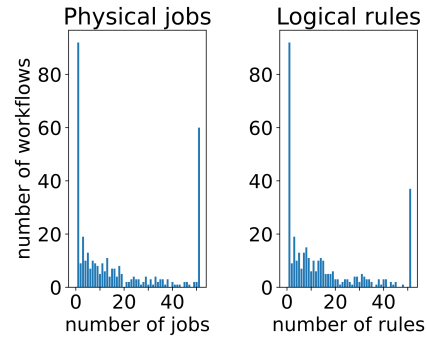


Figure 1: # Jobs / Rules per workflow (362 DAGs).

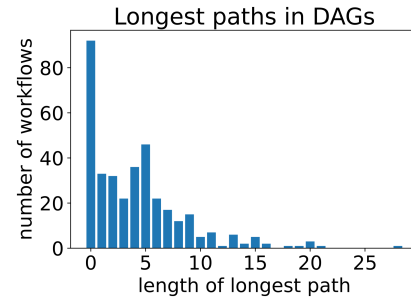


Figure 2: Longest paths in workflows (362 DAGs).

5 ANALYSIS OF THE WORKFLOWS

Our analysis of the workflow collection focused on the two aforementioned questions on the *what* and *how* of workflow design, exploring (i) structural properties of the workflows (§5.1), and (ii) the used language features (§5.2).

5.1 Structure of the Workflows

To understand the common structure of Snakemake workflows, we study the granularity with which the analysis task is defined and the presence of specific flow patterns.

Granularity. We start with an assessment of the overall size of the workflows in terms of the logical rules and physical jobs, which provides clues on the granularity at which the analysis task is specified in a workflow. For the 362 repositories, and hence workflows, for which a DAG could be generated by Snakemake, the size distributions are given in Fig. 1. Ignoring a considerable number of degenerated workflows with one rule, the results generally suggest that most workflows comprise up to 20 rules. However, there exists also a significant number of very large workflows, with more than 50 rules. Comparing the distributions of logical rules and physical jobs, there is a notable, but not huge shift, which suggests that many rules are instantiated only once (as analyzed in more detail later). However, there are also exceptional cases that yield a relatively high number of workflows with more than 50 jobs.

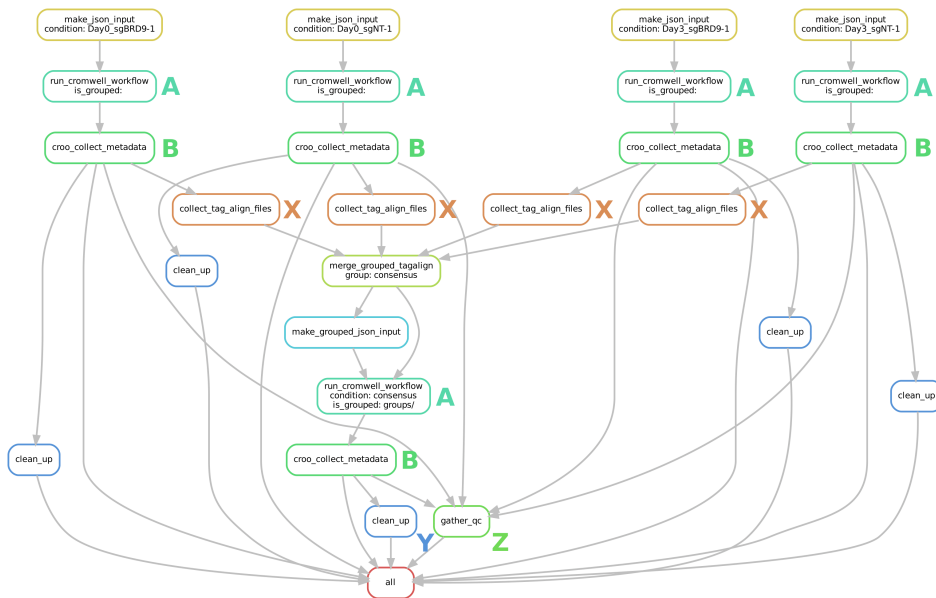


Figure 3: DAG of the snakemake workflow from <https://GitHub.com/robinmeyers/atac-encode-snakemake>.

```

1 def cromwell_inputs(wildcards):
2     inputs={'json': os.path.join("jsons",wildcards.is_grouped+wildcards.condition+".json")}
3     if (wildcards.is_grouped):
4         inputs['tagalign']=os.path.join("results/groups/",wildcards.condition,wildcards.condition+".grouped.tagAlign.gz")
5     return inputs

```

Listing 1: Input function from the workflow in Fig. 3.

Flow patterns. Scientific workflows can often be traced back to a few common flow patterns, i.e., sequencing of programs, repetitive behavior, and parallelism.

Sequences: The sequentiality in terms of the longest paths of physical jobs in the workflows is illustrated in Fig. 2. Here, the majority of paths is shorter than 10. Combining this result with the sizes of workflows in terms of the total number of physical jobs, see Fig. 1, this hints at a significant amount of jobs that do not have a direct data dependency and, therefore, could be executed independently.

Repetitions: To analyze repetitions in workflows, we conducted a depth-first traversal of the DAGs, from the root to all leaf nodes, and recorded any path that contained at least two physical jobs of the same logical rule. We found six DAGs that showed such repetition; only one of them included a rule that was repeated more than two times.

One example is the workflow in Fig. 3, in which the rules A and B are apparently applied repeatedly, the first four jobs per rule relate to individual data samples, whereas the fifth job per rule processed the merged results of the samples. Interestingly, a closer inspection reveals that only the first rule is in fact repeated. The second one relies on the input function defined in Listing 1. It leverages a wildcard, which is often used to simplify the application of a rule to a large number of input files, to control the behaviour of rule.

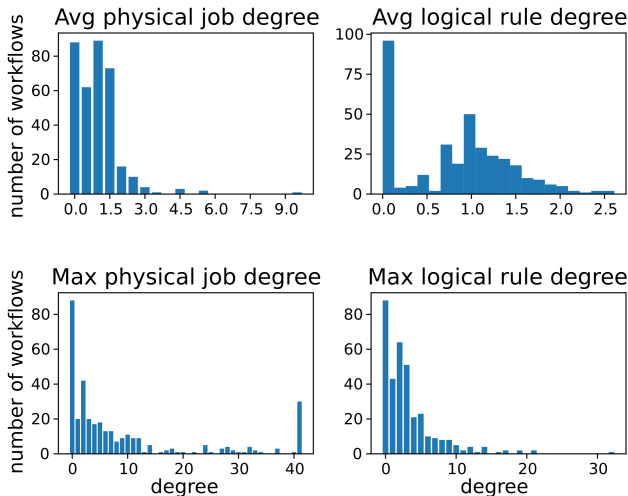


Figure 4: Average and Maximal in-degrees of rules/jobs (362 DAGs), grouping degrees >10 (avg) and >40 (max).

That is, depending on the binding of the wildcard, the input function either selects individual JSON files as inputs or a JSON file of grouped results from an earlier execution of the rule. As such, the construction is used to introduce statefulness to this particular rule, illustrating the high degree of flexibility in script-based workflow specifications.

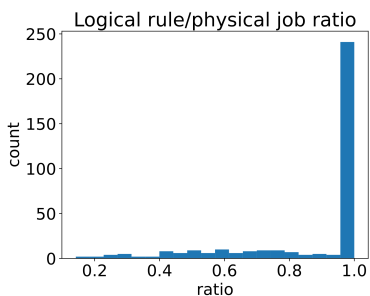


Figure 5: Ratios of rules and jobs (362 DAGs).

Parallelism: Physical jobs that are independent may be executed concurrently. However, such independent jobs may represent data parallelism, in which a single logical rule is instantiated for various sets of input files, or task parallelism, in which certain files are taken as input by multiple different logical rules. For instance, turning to Fig. 3, we observe data parallelism for the jobs of rule X and task parallelism for the jobs of rules Y and Z.

To shed light on the general presence of either type of parallelism in our workflow collection, Fig. 4 illustrates the average and maximal in-degrees of logical rules and physical jobs, respectively. Again, neglecting the workflows with an average in-degree of zero (mostly degenerated workflows with a single rule or job), we see that most workflows have an average in-degree around one for rules and jobs. However, a large number of workflows also have a maximal in-degree larger than one for rules, hinting at task parallelism. The distribution for the maximal in-degree for jobs, in turn, is notably right-shifted. This difference provides evidence of data parallelism, as some workflows have jobs with an in-degree of up to 1440.

An alternative view on data parallelism is provided in Fig. 5, which shows the ratios of logical rules and their corresponding physical jobs, over all rules. While a large number of logical rules are instantiated once, many rules also result in multiple jobs. The distribution of these ratios over the workflows is illustrated in Fig. 6 in terms of average and minimal values. Here, dozens of workflows show low minimal ratios, i.e., high data parallelism for at least one rule.

5.2 Language Usage

Next, we focus on the use of Snakemake language features as observed in the workflow collection.

Modularization primitives. First, the use of the modularization concepts in Snakemake provides clues on the strength of the coupling of parts of a workflow. For the whole collection of 1431 repositories queried at GitHub, Table 1 illustrates that include statements and wrappers are very common, occurring in around a third of the workflows and, typically, many times per workflow. Grouping of rules into modules is

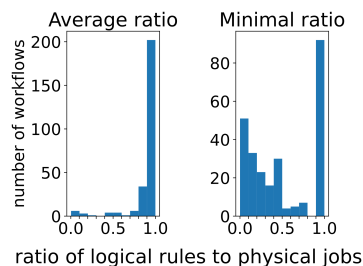


Figure 6: Average and minimal ratio of rules and jobs per workflow (362 DAGs).

Table 1: Use of modularization concepts (1431 repos).

	include	wrapper	module	subworkflow
Number of repos	679	540	200	10
Number of instances	3550	1769	415	20

Table 2: Program types for 17330 rules (1431 repos).

	shell	run	script	wrapper
Number of rules	13144	3426	2979	1869
Average number of lines	5.247	9.531	2.330	2.272

less common, while subworkflows are rarely used. We interpret these results such that users often manage complexity through modularization within the context of a single workflow, but rarely encapsulate functionality for explicit reuse.

Operators. As mentioned, Snakemake offers various methods to define the program of a logical rule. To provide a comprehensive overview, we present the occurrence statistics of the respective keywords in 1431 repositories in Table 2. Additionally, we include the average number of lines in the instructions following these keywords, allowing us to gauge the average complexity of the rules. In particular, among the 17330 rules analyzed, 5676 rules contained more than one of these keywords, indicating various definitions of rules.

While the majority of rules primarily define the direct execution of a shell command, our analysis revealed that all program types are employed to varying degrees.

We further conducted an analysis of the specific operators that are referenced in shell commands. By tokenizing the respective command line, we obtain an understanding of whether the logical rule denotes an atomic program or a compound program that combines several operators. Starting from the 13144 rules with a shell command, tokenization yielded operators for a total of 12356 rules (ignoring, for instance, empty command lines), which are associated with 828 distinct workflows. The distribution of the number of operators in shell commands for these rules is visualized in Fig. 7. Our results indicate that most rules utilize only a

Table 3: Classification of operators in shell commands into domains, including the ratio of rules that contain an operator of a specific domain per workflow, averaged over all workflows; the counts of workflows and rules that contain operators of a certain domain; and the total number of operators per domain (12356 rules, 828 workflows).

ID	Operator domain	Ratio	# workflow	# rule	Total	Description	Example operators
1	Bioinformatics	0.326	488	3928	5352	domain specific tools (in our case from bioinformatics)	samtools, bcftools
2	Control flow	0.038	141	579	1938	bash control flow keywords	if, for, do
3	File processing	0.112	314	1566	3725	searching, filtering and reading files (line by line)	cut, sed, awk, grep
4	File system	0.151	396	1566	3725	organising the file system	mkdir, mv, touch, cp
5	Code execution	0.157	317	1566	3725	manage execution environments and code execution	conda, python, Rscript
6	Data handling	0.086	270	987	1511	download, pack or unpack data	wget, gzip, zcat
7	Other	0.568	714	6959	15204	operator of no clear domain/occurred < 10 times total	exec, R, STAR

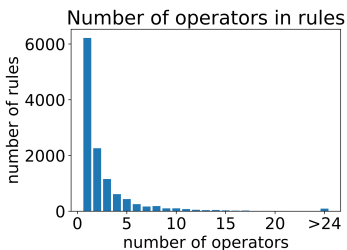


Figure 7: Operator counts (12356 rules, 828 workflows).

limited number of operators. Therefore, the shell commands are relatively fine-granular, which leaves little opportunity to further divide them and enable additional parallelism in Snakemake workflows.

Furthermore, we categorized the operators extracted from the shell commands of the aforementioned collection into distinct domains. For each workflow, we calculated the ratio of rules associated with each domain and derived averages across all workflows. Additionally, we analyzed the frequency of occurrence of operators belonging to each domain across the entire dataset. The results are detailed in Table 3. A rule is considered part of a domain if any of the operators associated with that domain are present. Hence, a rule can belong to several domains, even all domains.

By examining the results, we first note a significant presence of bioinformatic operators, which illustrates the popularity of Snakemake in this domain as well as a high degree of standardization of certain processing steps (as implemented in tools such as samtools [10]). Moreover, control flow operators, such as if-statements and for-statements can be found in a significant number of workflows (141 out of 828). These operators hint at conditional branching and repetition in the workflows and, hence, may point to states in the workflow that are particularly suited for user interactions (e.g., having a user choose a branch or determine whether to continue the repetition). Moreover, there is a considerable presence of operators for file processing and management, generic code execution, and data handling; as expected in a script-based workflow engine such as Snakemake.

Table 4: Number of workflows with matching configuration files for operator domains (12356 rules, 828 workflows).

Operator domain	Total	Matched	Ratio
Bioinformatics	488	115	0.136
<i>samtools</i>	257	15	0.058
<i>bcftools</i>	109	7	0.064
<i>fastqc</i>	80	11	0.138
<i>bowtie2</i>	35	11	0.314
Control flow	141	59	0.418
File processing	314	67	0.213
File system	396	61	0.154
Code execution	317	20	0.063
Data handling	270	17	0.063
Other	714	113	0.1758

Configuration. Turning to Snakemake’s configuration mechanism, we observe that it is widely utilized, with 712 out of the 1431 repositories containing a total of 1303 non-empty configuration files. The size of these configuration files exhibit significant variation, with an average of 64 lines, a median of 32 lines, and a 75th percentile of 71 lines.

Next, we explore whether configuration files are supposedly used to modify the behaviour of the shell commands executed within rules. For each of the aforementioned 828 workflows for which we extracted operators, we attempted to associate the operators with the corresponding configuration files. Remarkably, for 236 workflows, i.e., 29% of the total number, we successfully matched some of the operators to lines in the configuration files using simple string pattern matching. This indicates that, indeed, configuration files appear to be frequently used to fine-tune shell commands and, hence, rules. A detailed view on the results of the obtained matches is provided in Table 4. Here, there are notable differences in ratios of matched occurrences among the domains and operators. For instance, considering the most frequent bioinformatics operators, most occurrences of samtools [10] are not linked to configuration files (ratio of 0.058), whereas such a link exists for around a third of the occurrences of bowtie2 [9] (ratio of 0.314). As such, the use of bowtie2 is supposedly more frequently adapted as part of the workflow configuration compared to the use of samtools.

```

1 input:
2 scores=expand(SCORE_DIR+"/{method}/v={v}_r={r}_a={a}_t={t}_replicate={rep}.json",
3 method=SIM_METHODS,
4 v=SIM_GRID["V"], r=SIM_GRID["R"], a=SIM_GRID["A"], t=SIM_GRID["T"],
5 rep=SIM_REPLICATES)

```

Listing 2: Expand function in rule *tabulate_sim_scores* the snakemake workflow from <https://GitHub.com/gitter-lab/ssps> that creates a job with an in-degree of 1440.

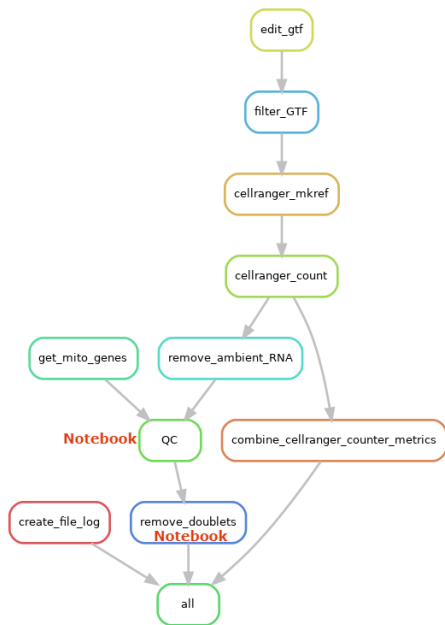


Figure 8: DAG of the snakemake workflow from <https://GitHub.com/CarolinaPB/single-cell-data-processing>, which includes Jupyter notebooks.

Dynamic execution. Next, we consider the exploration of language features for dynamic workflow execution.

Expand: One aspect that stands out is the widespread use of the `expand` function to construct sets of input files. This method is commonly employed to generate multiple jobs based on various parameter combinations, as exemplified by the case shown in Listing 2. Here, a job with an in-degree of 1440 is created. This particular in-degree value represents the largest one observed among all the DAGs in our analysis. The example illustrates the significant impact of dynamic execution features, particularly of the `expand` function, on the complexity and scale of the relations between the physical jobs. It also demonstrates the need to incorporate abstractions to instantiate physical jobs programmatically in order to handle complex parameter combinations within a workflow in a flexible manner.

Input functions & checkpoints: When considering the selection of input files through input functions, our analysis revealed a total of 68 occurrences across 42 of the 1431 repositories. For checkpoints, we observed 251 occurrences in 94

repositories. While it is commonly expected that input files are directly selected in most cases, the presence of input functions and checkpoints in our analysis highlights a certain demand for conditional execution of workflows.

Notebooks: Additionally, we noticed 47 occurrences of the notebook statement in 23 of the 1431 repositories. From this observation, it appears that the notebook feature is not widely used at present, potentially due to its limited integration in workflow execution.

However, turning to the specific examples that include notebook statements, we can derive insights into their purpose. Consider the DAG given in Fig. 8, which showcases the integration of two Jupyter notebooks (as annotated in the figure) within the Snakemake workflow for the analysis of single-cell RNA data. The workflow includes two notebooks that serve different purposes: The first one aims to support quality control by computing various domain-specific metrics, visualizing the data by means of scatter plots, and then showing the result of data filtering through further measures and violin plots. The second one provides a means to remove doublets in single-cell RNA sequence data using an existing tool. Yet, both steps are explicitly mentioned as points for exploration, by tuning the filter configuration and computing further measures, as well as by testing various thresholds in the removal of doublets. As such, the example illustrates a clear demand for interaction features to explore the design of a workflow at run-time. Yet, it also indicates the limitations of existing tooling: If the quality control step indicates an issue, in the absence of fine-granular control of workflow execution, the whole workflow needs to be terminated and restarted. Also, the exploration of thresholds for the removal of doublets is conducted outside the context of the workflow and, thus, may not influence or steer its execution.

6 SUMMARY AND DISCUSSION

In this study, we embarked on an extensive exploration of a substantial collection of Snakemake workflows to gain deeper insights into the *what* and *how* of script-based workflow design. This analysis serves as a first step towards developing models and methods to support interactive workflows for exploratory research. In particular, our observations lead to several conclusions that may help to shape future advancements in Snakemake and interactive workflow design:

(1) *Workflow size and opportunities for interaction*: Our observations on workflow sizes, in terms of physical jobs, logical rules and longest paths, reveal that most workflows divide the analysis into sequences of processing steps. In addition, we also observed that some shell commands in rules contain more than one operator. Hence, we conclude that many workflows include various opportunities for integrating interactive features that would allow users to assess intermediate results and, based thereon, adapt the workflow execution as needed. Also, we consider it remarkable that even though Snakemake does not provide explicit constructs to implement repetitive behaviour, we observed workflows that contained loops on the level of physical jobs. Such re-orientation of repetitive behaviour may also benefit from the integration of user interactions.

(2) *Data parallelism and interactions*: Many workflows incorporate data-parallelism, where a single logical rule induces several physical jobs. This indicates that interaction features to control data parallelism could be valuable to users. In particular, empowering users to selectively evaluate specific parts of the workflow with varying data volumes before proceeding with full-scale execution can lead to more efficient resource utilization and reduced processing times. Such evaluation can be expected to be needed in most cases, as the wide adoption of configuration files provides evidence for the configurability of many workflows.

(3) *Language constructs and dynamic workflow steering*: Several observations point to the need for dynamic workflow steering. The use of input functions and checkpoints, the prevalence of rules with script program types, the frequent use of the expand function, and control-flow statements (if, for, do) in shell commands are all examples for this need. However, Snakemake currently offers limited support for conditional execution. Incorporating user interactions would offer a richer set of means to adapt and fine-tune workflow execution, leading to more flexible and adaptable workflows.

Overall, our study reveals promising directions for enhancing Snakemake and exploring novel approaches for interactive workflow design. However, we note that our workflow collection provides further opportunities to derive insights on current workflow practice since the repositories include a revision history. Therefore, in future work, we also intend to analyse the evolution of the workflows in our collection. Such an analysis can be expected to provide valuable insights into common change operations and modifications in scientific workflows. This further exploration will help refine the requirements for interactive workflows, facilitating the development of tools and features that cater to the evolving needs of researchers engaged in exploratory data analysis and computational experimentation.

Acknowledgments. Funded by the German Research Foundation (DFG), Project-ID 414984028, SFB 1404 FONDA.

REFERENCES

- [1] Ilkay Altintas, Chad Berkley, Efrat Jaeger, Matthew Jones, Bertram Ludäscher, and Stephen Mock. 2004. Kepler: an extensible system for design and execution of scientific workflows. In vol. 16. (July 2004), 423–424. ISBN: 0-7695-2146-0. DOI: [10.1109/SSDBM.2004.44](https://doi.org/10.1109/SSDBM.2004.44).
- [2] Ewa Deelman et al. 2015. Pegasus, a workflow management system for science automation. *Future Gener. Comput. Syst.*, 46, 17–35. DOI: [10.1016/j.future.2014.10.008](https://doi.org/10.1016/j.future.2014.10.008).
- [3] Ewa Deelman et al. 2018. The future of scientific workflows. *Int. J. High Perf. Comp. Ap.*, 32, 1, 159–175. DOI: [10.1177/1094342017704893](https://doi.org/10.1177/1094342017704893).
- [4] K. Gadhawe, Z. Cutler, and A. Lex. 2022. Reusing interactive analysis workflows. *Computer Graphics Forum*, 41, 3, 133–144. DOI: <https://doi.org/10.1111/cgf.14528>.
- [5] Daniel Garijo, Pinar Alper, Khalid Belhajjame, Oscar Corcho, Yolanda Gil, and Carole Goble. 2013. Common motifs in scientific workflows: an empirical analysis. *Future Generation Computer Systems*, 36, (Sept. 2013). DOI: [10.1016/j.future.2013.09.018](https://doi.org/10.1016/j.future.2013.09.018).
- [6] Jeremy Goecks, Anton Nekrutenko, James Taylor, and Galaxy Team team@galaxyproject.org. 2010. Galaxy: a comprehensive approach for supporting accessible, reproducible, and transparent computational research in the life sciences. *Genome biology*, 11, 1–13.
- [7] Gideon Juve, Ann L. Chervenak, Ewa Deelman, Shishir Bharathi, Gaurang Mehta, and Karan Vahi. 2013. Characterizing and profiling scientific workflows. *Future Gener. Comput. Syst.*, 29, 3, 682–692. DOI: [10.1016/j.future.2012.08.015](https://doi.org/10.1016/j.future.2012.08.015).
- [8] Johannes Köster and Sven Rahmann. 2018. Snakemake - a scalable bioinformatics workflow engine. *Bioinform.*, 34, 20, 3600. DOI: [10.1093/bioinformatics/bty350](https://doi.org/10.1093/bioinformatics/bty350).
- [9] Ben Langmead and Steven L Salzberg. 2012. Fast gapped-read alignment with bowtie 2. *Nature methods*, 9, 4, 357–359.
- [10] Heng Li et al. 2009. The sequence alignment/map format and samtools. *bioinformatics*, 25, 16, 2078–2079.
- [11] Richard Littauer, Karthik Ram, Bertram Ludäscher, William Michener, and Rebecca Koskela. 2012. Trends in use of scientific workflows: insights from a public repository and recommendations for best practice. *Int. J. Digit. Curation*, 7, 2, 92–100. DOI: [10.2218/ijdc.v7i2.232](https://doi.org/10.2218/ijdc.v7i2.232).
- [12] Bertram Ludäscher, Ilkay Altintas, Chad Berkley, Dan Higgins, Efrat Jaeger, Matthew B. Jones, Edward A. Lee, Jing Tao, and Yang Zhao. 2006. Scientific workflow management and the kepler system. *Concurr. Comput. Pract. Exp.*, 18, 10, 1039–1065. DOI: [10.1002/cpe.994](https://doi.org/10.1002/cpe.994).
- [13] Tristan Mullis, Mingliang Liu, Ananth Kalyanaraman, Joseph Vaughan, Christina Tague, and J. Adam. 2014. Design and implementation of kepler workflows for bioearth. *Procedia Computer Science*, 29, (Dec. 2014), 1722–1732. DOI: [10.1016/j.procs.2014.05.157](https://doi.org/10.1016/j.procs.2014.05.157).
- [14] Paolo Di Tommaso, Evan W Floden, Cedrik Magis, Emilio Palumbo, and Cedric Notredame. 2017. Nextflow, an efficient tool to improve computation numerical stability in genomic analysis. 211, 3. DOI: [10.1051/jbio/2017029](https://doi.org/10.1051/jbio/2017029).
- [15] Ingo Wassink, Paul E. van der Vet, Katy Wolstencroft, Pieter B.T. Neerinx, Marco Roos, Han Rauwerda, and Timo M. Breit. 2009. Analysing scientific workflows: why workflows not only connect web services. In *2009 Congress on Services - I*, 314–321. DOI: [10.1109/SERVICES-I.2009.48](https://doi.org/10.1109/SERVICES-I.2009.48).
- [16] Katherine Wolstencroft et al. 2013. The Taverna workflow suite: designing and executing workflows of web services on the desktop, web or in the cloud. *Nucleic Acids Res.*, 41, 557–561. DOI: [10.1093/nar/gkt328](https://doi.org/10.1093/nar/gkt328).