

---

# Bitstream-corrupted Video Recovery: A Novel Benchmark Dataset and Method

---

Tianyi Liu<sup>1\*</sup> Kejun Wu<sup>1\*</sup> Yi Wang<sup>1,2‡</sup> Wenyang Liu<sup>1</sup> Kim-Hui Yap<sup>1†</sup> Lap-Pui Chau<sup>2</sup>

<sup>1</sup>School of EEE, Nanyang Technological University, Singapore

<sup>2</sup>Department of EEE, The Hong Kong Polytechnic University, Hong Kong

{liut0038, wang1241, wenyang001}@e.ntu.edu.sg,

{kejun.wu, ekhyap}@ntu.edu.sg, lap-pui.chau@polyu.edu.hk

## Abstract

The past decade has witnessed great strides in video recovery by specialist technologies, like video inpainting, completion, and error concealment. However, they typically simulate the missing content by manual-designed error masks, thus failing to fill in the realistic video loss in video communication (e.g., telepresence, live streaming, and internet video) and multimedia forensics. To address this, we introduce the bitstream-corrupted video (BSCV) benchmark, the first benchmark dataset with more than 28,000 video clips, which can be used for bitstream-corrupted video recovery in the real world. The BSCV is a collection of 1) a proposed three-parameter corruption model for video bitstream, 2) a large-scale dataset containing rich error patterns, multiple corruption levels, and flexible dataset branches, and 3) a plug-and-play module in video recovery framework that serves as a benchmark. We evaluate state-of-the-art video inpainting methods on the BSCV dataset, demonstrating existing approaches' limitations and our framework's advantages in solving the bitstream-corrupted video recovery problem. The benchmark and dataset are released at <https://github.com/LIUTIGHE/BSCV-Dataset>.

## 1 Introduction

As Cisco's report [10] shows, video traffic is expected to account for 82% of all internet traffic by 2022, making it the commonest multimedia type on the internet. However, due to unreliable channels and physical damage of the storage medium, videos are vulnerable to generated errors in the case of packet loss during transmission and context corruption during compression and storage [5]. Meanwhile, malicious attacks on the video decoder ecosystem may cause the risk of severe damage to video bitstreams [45]. Therefore, bitstream damage during compression, storage, and transmission chains is a common and crucial problem. The various types of damage factors yield different corruption degrees and error patterns in decoded frames, which are irreversible and unpredictable. Recovering the video content in corrupted bitstreams is of vital importance but beset with difficulties.

Researchers have been dedicated to video recovery at the encoding, transmission, and decoding stages. Reed-Solomon codes [50] add redundant information during the encoding stage to enable error correction for the receiver. Checksum [14] is used in the transmission process to detect errors and

---

\*Equal first contribution

†Corresponding author

‡Yi Wang was with NTU when this research was conducted and is currently with Hong Kong PolyU.



(1)Blocking Artfs. (2)Color Artfs. (3)Duplication Artfs. (4)Misalignment (5)Texture Loss (6)Trailing Artfs.  
 Figure 1: Summary of the corruption pattern in video recovery problem. Compared with the simulated video corruption in existing inpainting or error concealment research, our dataset contains various realistic corruption patterns including (1) block artifacts (artfs.), (2) color artifacts, (3) duplication artifacts, (4) misalignment, (5) texture loss, (6) trailing artifacts, which is closer to the corrupted videos<sup>1,2,3</sup> in real world.

initiate re-transmission when errors are detected. These methods introduce additional requirements and inflexibility in hardware design and system reliability, and they cannot deal with long sequence loss in bitstreams. More research has focused on visual-based solutions in the decoding stage due to its intuitive and easy access to images, such as error concealment, completion, frame interpolation, and video inpainting.

Typically, the error concealment is to mitigate the effect of errors on video quality [25]. However, the error patterns are generally simulated by error masks of the slice or block shapes directly on the decoded video content. The fixed and simple error simulation limits the application scenarios, as the error patterns in realistic scenarios are neither fixed nor simple. Frame interpolation [37, 36, 4, 18, 59] is another visual-based solution. It synthesizes intermediate frames from a given set of correctly decoded frames to replace damaged or lost frames. Nonetheless, interpolation methods are barely satisfactory when there exists a large scene motion between frames [40], and when they encounter errors spread across a sequence of frames. Video inpainting is similar to video completion, which aims to complete missing regions in a given video [53]. Generally, video inpainting takes the surrounding temporal and spatial content as a reference to fill corrupted regions by learning underlying patterns and structural features of videos [29, 33]. However, the corrupted regions are commonly simulated by user-predefined binary error masks instead of natural errors generated from the real bitstream.

For the application scenarios of video storage, communication, and internet video, the manually created masks have difficulty in reflecting the shapes and patterns of real corruption. The requirements of video content coherence in temporal and spatial dimensions are hard to meet when large motion and details are missing across frames [29]. Therefore, the real bitstream and video datasets, as well as video content recovery methods, are highly necessary and urgently needed. So far, there is no large-scale dataset specialized for bitstream-corrupted video recovery. Existing inpainting datasets are limited to simulated error masks, and error concealment datasets are small-scale and may require extracting motion information from bitstream, which is not always available [23].

<sup>1</sup><https://blog.quindorian.org/2013/03/fixing-rtsp-stream-corruption.html/>

<sup>2</sup><https://www.youtube.com/watch?appdesktop&vM7wZxk7yPeQ>

<sup>3</sup>[https://www.youtube.com/watch?vI66kIS\\_-Uml](https://www.youtube.com/watch?vI66kIS_-Uml)

In this paper, we construct the first large-scale benchmark to facilitate the research of bitstream-corrupted video (BSCV) recovery. Our BSCV dataset includes more than 28,000 bitstream-corrupted video clips (over 3,500,000 frames), which are extracted and elaborated from the most popular video inpainting datasets, YouTube-VOS [55] and DAVIS [39]. Specifically, we compress these video clips into bitstreams using the most popular H.264 video codec [21]. Segments in bitstreams are randomly removed to simulate the effect of packet loss error and storage damage error on decoded videos, and these error types are common in real-world multimedia communications [3]. The simulated error patterns used in typical video recovery tasks and the real error patterns of our dataset are shown in Fig. 1. It can be observed that the video error types in our dataset are sophisticated and unpredictable, while others are simple and fixed. Therefore, our dataset enables us to reveal the problem of real-world video corruption in multimedia communications completely. Furthermore, we also provide a specialized recovery method for bitstream-corrupted video. The remaining semantic information in corrupted regions is incorporated with the spatially and temporally adjacent information to recover the corrupted regions.

The main contributions are as follows: (i) We construct BSCV, the first large-scale dataset used for bitstream-corrupted video recovery in the real world. The provided videos are decoded from real corrupted bitstreams, which are generated by our three-parameter bitstream corruption model. The dataset contains over 28,000 challenging corrupted video clips with realistic and unpredictable error patterns, multiple corruption levels, and flexible dataset branches. (ii) We propose a plug-and-play module to flexibly embed in existing video inpainting frameworks. It enhances the feature representation capability by extracting residual visual information from the corrupted region, achieving higher recovery quality. (iii) We perform a comprehensive evaluation of our dataset to reveal the limitation of existing video inpainting algorithms and point out the future direction.

## 2 Related Works

**Benchmark and dataset.** To the best of our knowledge, currently, there is no bitstream-corrupted video benchmark for the research of bitstream-corrupted video recovery.

As shown in Table 1, for conventional error concealment and corruption recovery research, using a small set of YUV sequence [1] to test the algorithm performance is a common practice. In that case, researchers usually simulate different kinds of stripe or packet loss-caused masks on those video sequences [9, 51, 26, 25]. However, the scale issue limits the application of deep learning methods. Along with the development of video datasets for different computer vision applications, some datasets such as Vimeo90K [54], REDS [34] are proposed for video restoration tasks including super-resolution, deblurring, and so on. Recently, deep learning-based video completion assumes a very similar task setting with error concealment which is a sub-task of video inpainting. By accepting arbitrary masks, learning-based video inpainting can be trained by a large number of samples. The setting of the mask is usually a fixed mask [53] or an object-like mask with limited size, random shape, and motion [33, 58, 29, 60]. Most datasets involve the content of the videos in the DAVIS [39] and YouTube-VOS [55]. However, DAVIS is still a relatively small scale with only 150 video clips, and therefore it is usually used for qualitative evaluation in video inpainting research. Recently, YouTube-VOS has been a widely-used large-scale dataset for various video inpainting algorithm training because of its content diversity. Nevertheless, the large-scale dataset never considers real video corruption. With the simulated mask setting, video inpainting and different kinds of video recovery research are difficult to perform well in complex and unpredictable video corruptions because of the gap between the human-predefined binary mask and unpredictable mask supervision.

Dataset Name	Clip Numbers	Bitstream Provided	Bitstream Corruption	Mask Provided	Application Scenarios
YUV Sequence [1]	26	×	×	×	VC, VR
Vimeo90K [54]	90,000+ <sup>1</sup>	×	×	×	SR, ITP
REDS [34]	300	×	×	×	SR, DB
DAVIS [39]	150	×	×	✓	OS, INP
YouTube-VOS [55]	4,000+	×	×	✓	OS, INP
BSCV(Ours)	28,000+	✓	✓	✓	VR, SR, ITP, INP

\* VC: Video Coding, SR: Super Resolution, ITP: Interpolation, DB: Deblurring, OS: Object Segmentation, INP: Inpainting, VR: Video Recovery

<sup>1</sup> Frame numbers are fixed at 7 frames.

Table 1: Comparisons among video datasets

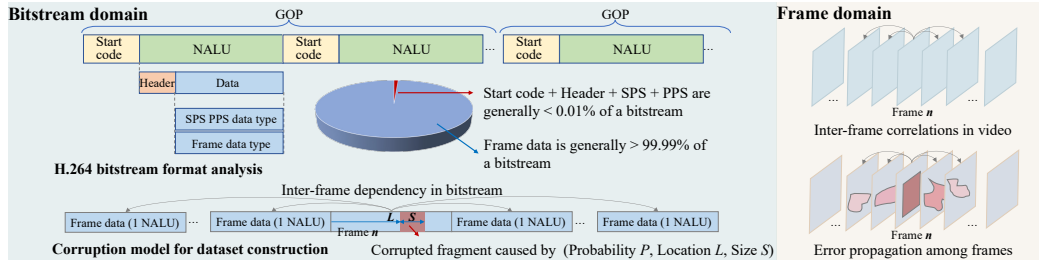


Figure 2: Left: H.264 bitstream statistics and the proposed corruption model. Right: Inter-frame correlations and error propagation in the frame domain.

Besides, modern video datasets are usually packed in frame sequences, and bitstream-related research still hungers for data in the current deep learning era.

**Video restoration.** As videos can be treated as multiple consecutive images/frames, earlier works [43, 11] simply reuse the ideas from image restoration with the temporal redundancy of neighboring frames fails to be explored. To fully utilize temporal information, Xue *et al.* [54] proposed a task-oriented flow to achieve feature alignment explicitly. Other studies utilized dynamic upsampling filter [20] or deformable convolution [44] to achieve implicit motion compensation. As for feature fusion, either a one-stage direct fusion structure [44, 47] or multi-stage progressive fusion structure [57] have been used in existing methods.

**Video error concealment.** Video error concealment, a commonly-used post-processing technique at the decoder side, aims to recover the error regions in decoded videos [51]. It can be divided into various categories in the bitstream and pixel levels, including spatial, temporal, and hybrid spatial-temporal methods [23, 25, 56]. Traditionally, at the bitstream level, missing motion information can be estimated by surrounding motion vector and block partitioning in the previous frame [8, 32]. At the pixel level, pixel-wise processing is capable but relies on deficient spatial information [23]. Recently, deep learning-based methods still assume a traditional corruption pattern and use experimental mask settings to simulate stripe or patch loss [42, 52, 51, 9]. It makes these methods not suitable for recovering bitstream-corrupted videos because the corruption caused by realistic packet loss is generally unpredictable and irregular.

**Video inpainting/completion.** Video inpainting is to generate content in unfilled regions of a video, which accepts arbitrarily defined masks to indicate corrupted regions. Traditionally, video inpainting is considered as a patch matching or pixel diffusion problem [19, 19, 12, 16, 35]. In the era of deep learning, the patch-based method also makes significant success [33, 41]. Flow-guided generative methods are currently mainstream in video inpainting, leveraging motion information for spatial and temporal relationships between frames [53, 13, 58, 28, 22, 29, 61]. DFVI [53] was a pioneering work that formulates the generative video inpainting problem as a pixel propagation task rather than simply filling RGB values in corrupted regions. Li *et al.* [29] built the traditional 3-stage video inpainting pipeline optimized jointly and achieved an efficient end-to-end framework for video inpainting. In the context of bitstream-corrupted video recovery, video inpainting is closely related. However, existing research often overlooks the performance of inpainting algorithms when dealing with dynamic and large masks. Consequently, they fail to address complex recovery scenarios with significant corrupted areas and partially remained content caused by bitstream corruption.

### 3 Bitstream-corrupted Video Dataset

**H.264 bitstream and bitstream corruption.** The most popular video codec, H.264, was used by 85% of video developers in 2022 [2]. The compatibility of H.264 with a variety of devices and platforms empowers the delivery of video content bitstream over the internet. The H.264 bitstream domain is shown in Fig. 2. The typical format of H.264 bitstream consists of successive NALUs



(network abstraction layer units). A bitstream contains several bytes of start code prefix and Header. The SPS (sequence parameter sets) and PPS (picture parameter sets) also occupy a small number of bytes. By analyzing the bitstream component, we find that the bytes of SPS, PPS, header, and start code only take up a negligible proportion of NALU bytes. In contrast, the frame data occupy a dominant proportion of an H.264 bitstream (usually more than 99.9%).

The bitstream segments and packets are possibly corrupted or lost in the chains of video storage, encoding, transmission, and decoding. Therefore, video recovery from corrupted bitstreams is in surging demand. Due to the significant proportion of frame data in a bitstream file, corruption is most likely to occur in the frame data parts, which is the basic assumption in this paper. As shown in the frame domain of Fig. 2, there exist inter-frame correlations among frames of a video when encoding a video into the bitstream. A frame can refer to other previously coded frames for high coding efficiency. The inter-NALU dependencies are accordingly created in a bitstream. Thus, error propagation among frames tends to be irregular and unpredictable.

**Bitstream-corrupted video generation.** Due to the popularity of H.264, video clips are encoded by H.264 codec to generate bitstream files of these videos. The coding configuration selects widely used close-GOP (group of pictures), and the GOP sizes adopt 16 frames for a long-range reference. We simulate the corruption pattern by removing specific segments of some NALUs in a bitstream, as shown in the bottom part of Fig. 2. As for the start code and NALU headers, we skip them because of their negligible proportion less than 0.01% of a H.264 bitstream and corruption on these parts may cause severe errors, e.g., sequential frame missing, even decoding failures. In such cases, bitstream corrupted videos are not recoverable by existing vision-based methods. Based on the analysis, we can randomly corrupt frames in visual level. Therefore, we parameterize a three-parameter corruption model  $(P, L, S)$ , where the corrupted fragments are defined by frame corruption probability  $P$ , corruption location  $L$ , and fragment size  $S$ . The corrupted bitstreams are parsed and decoded by H.264 decoder, generating videos with unpredictable regional errors.

### Dataset construction and statistics.

By the above bitstream corruption, we construct a bitstream-corrupted video (BSCV) dataset based on two commonly used datasets in video inpainting, i.e., YouTube-VOS [55] and DAVIS [39]. In detail, we extract 4,132 original videos from YouTube-VOS and DAVIS datasets to generate the main branch.

DAVIS provides 480P videos with dense object segmentation annotation which is mostly used for evaluation in prior works, we followed its application in this paper as well. YouTube-VOS is mainly a 720P dataset which also contains several 1080P videos. Our method is also applicable for those 1080P videos which proves its scalability. Then we additionally provide an additional 1080P branch with 256 videos from YouTube-UGC dataset [48]. It contains longer frame sequence and higher resolution which could enrich the source of our dataset, allowing further extension based on it. Further, we provide a small 4K branch using videos from Videezy4K [17] as a reference example for the future extension to higher resolution videos.

By setting the parameter combinations of the proposed corruption model, multiple branches

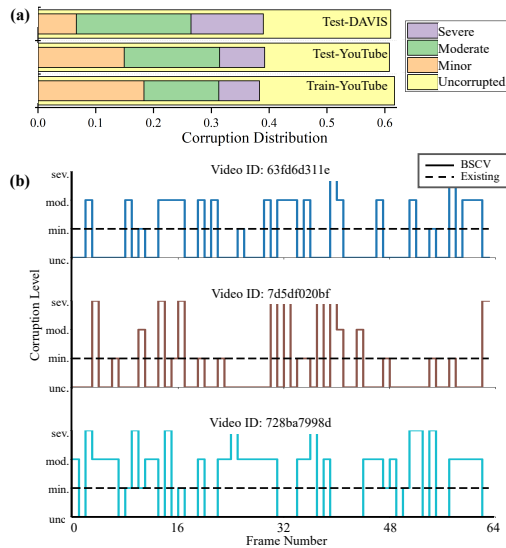


Figure 3: Taking the BSCV dataset branch in the parameters of  $(1/16, 0.4, 4096)$  as an example for illustration. (a) The statistics of corruption distribution. (b) The corruption level changes among frames for some sampled videos.

of the BSCV dataset can be generated. We also provide error region masks in the dataset. Specifically, grayscale difference maps are calculated by subtracting the corrupted videos from the corresponding original videos decoded from the corruption-free bitstream. The slight changes below the default threshold are suppressed, and the small outliers inside or outside masks are removed by morphological filtering.

For the BSCV dataset branch in the parameters of  $(1/16, 0.4, 4096)$ , Fig. 3 illustrates the corruption statistics of the branch and the corruption degree of randomly selected video samples. The area ratio of corrupted regions to their corresponding frame is referred to as the “corrupted area ratio”. The ratios range from 0-10%, 10-30%, and above 30% are defined as minor (min.), moderate (mod.), and severe (sev.) corruption levels. The ratio of 0 is defined as corruption-free (unc.). We observe that nearly 30% of frames are corrupted for this example dataset branch. Compared with the existing video inpainting tasks with fixed mask area settings (e.g.,  $1/16$ ), the frame corruption in our dataset is complex, variable, and unpredictable, making it closer to realistic scenarios and more challenging.

We further analyze the rich error patterns of our dataset shown in Fig. 1. Color artifacts occur when chrominance information is corrupted, which is more severe than edge color bleeding in typical compression artifacts [31]. The trailing artifacts come from the corruption of motion information, which causes a floating trailing effect in subsequent frames. The texture information corruption and error propagation may cause blocking artifacts. Duplicate artifacts are common in intra-coding regions, which duplicate the error pixels in the adjacent regions. More details on dataset construction and analysis of error patterns can refer to the Supplementary Material.

**Flexibility and extensibility.** The constructed dataset and proposed three-parameter corruption model can provide flexibility in dataset customization and extensibility in application scenarios. By setting different parameter combinations, it is flexible to construct custom datasets to meet specific application scenarios, which is demonstrated in the experiment section. We also developed a video recovery framework without relying on the motion, partition, and residual information in case they are not available in a corrupted bitstream. Thus, the provided dataset and recovery framework can extend to broad bitstream corruption scenarios, such as packet loss during transmission, segment corruption in compression, and deletion of partial data in storage. The application scenarios are not limited to bitstream-related video recovery. It is also suitable for local and cloud video processing tasks, like video inpainting, completion, and manipulation.

## 4 Bitstream-corrupted Video Recovery Framework

In this section, we propose a specialized plug-and-play feature enhancement module and implement it on existing video inpainting frameworks.

**Framework overview.** The overview of the proposed bitstream-corrupted video recovery (BSCVR) framework is illustrated in Fig. 4. We propose a plug-and-play feature enhancement module that provides an additional perception channel to existing video inpainting frameworks. It extracts and fuses local features from corrupted and corruption-free regions. By encoding the residual information inside the corrupted regions into the local features, it can enhance the feature completion and representation capability greatly compared to existing video inpainting frameworks. Consequently, the enhanced feature can provide a solid reference for the subsequent recovery process. Then a flow-guided feature propagation module is used in [29] to propagate the content. Combining with reference content from non-local frames, the content generation module is implemented by stacking several temporal focal transformers [29].

To be specific, given a corrupted video frame sequence  $\{X^t \in \mathcal{R}^{3 \times h \times w} | t = 1, 2, \dots, T\}$ , and its corresponding mask sequence indicating the corrupted regions  $\{M^t \in \mathcal{R}^{1 \times h \times w} | t = 1, 2, \dots, T\}$ . The video recovery framework is expected to recover the corrupted region with spatially and temporally plausible content. According to Fig. 4, for the input corrupted frame sequence, we use a context encoder ( $E$ ) [38] to perform region-based encoding.  $\{Q^t \in \mathcal{R}^{3 \times h \times w} | t = 1, 2, \dots, T_l\}$  indicated by masks will be separately input into the recovery framework. Then, we propose to use several

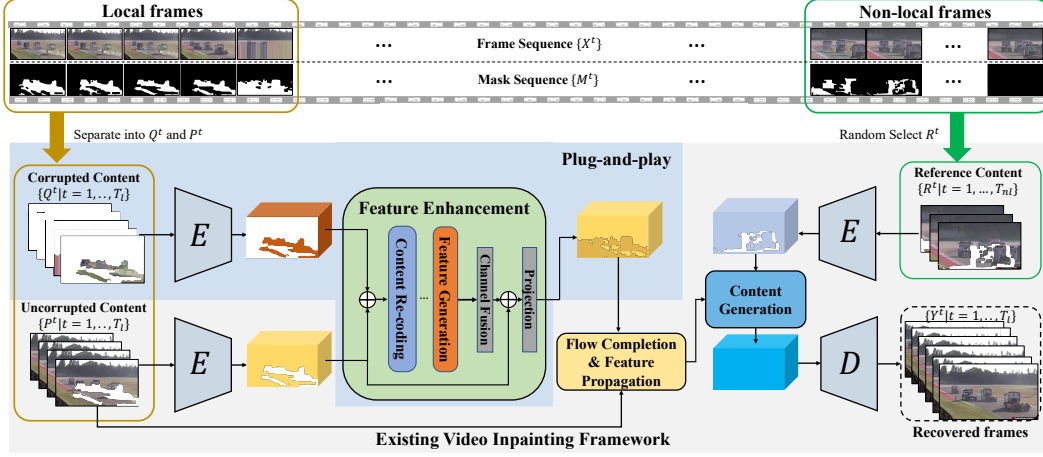


Figure 4: Overview of our bitstream-corrupted video recovery (BSCVR) framework. Compared with existing methods, we follow the common practice by inputting the corruption-free content as the basic information source when constructing local features for recovery. We additionally enable a new input channel for the corrupted region and extract the feature of its partial contents which is completely ignored by existing methods. With transformer-based architecture, the local feature can be enhanced by encoding the feature of partial contents into it.

transformer encoder layers [46] to fuse and re-encode these two features. By attention-based decoding and channel fusion, an intermediate feature is generated. Consequently, with skip connection and output projection, the representative capability of the resulting feature can be further enhanced by fusing multi-scale and multi-level information. We then follow the approach of flow-guided video inpainting to extract and complete optical flows from neighboring frames to serve as guidance for feature alignment and propagation. Afterward, a content generation module based on temporal focal transformer and soft splitting will combine the enhanced, aligned, and propagated features of local neighboring frames with the reference features of non-local frames' corruption-free regions  $\{R^t \in \mathcal{R}^{3 \times h \times w} | t = 1, 2, \dots, T_{nl}\}$  to generate content and finally reconstruct a result frame sequence  $\{\hat{Y}^t \in \mathcal{R}^{3 \times h \times w} | t = 1, 2, \dots, T_l\}$  through a decoder ( $D$ ) module.

**Training method.** Inspired by existing video inpainting methods, we apply multiple loss terms from different perspectives [29] to our BSCVR framework. The overall loss function is composed of three terms  $\mathcal{L}_{rec}$ ,  $\mathcal{L}_{adv}$ , and  $\mathcal{L}_{flow}$ , expressed as:

$$Loss = \mathcal{L}_{rec} + \mathcal{L}_{adv} + \mathcal{L}_{flow} = \left\| \hat{\mathbf{Y}} - \mathbf{Y} \right\|_1 + (-E_{z \sim P_{\hat{\mathbf{Y}}}(z)}[D(z)]) + \mathcal{L}_{flow}. \quad (1)$$

Meanwhile, since the model is trained in GAN [15] paradigm, the applied T-PatchGAN [7] based discriminator should minimize the loss, expressed as:

$$\mathcal{L}_{\mathcal{D}} = E_{x \sim P_{\hat{\mathbf{Y}}}(x)}[\text{ReLU}(1 - D(x))] + E_{x \sim P_{\mathbf{Y}}(x)}[\text{ReLU}(1 + D(x))]. \quad (2)$$

Detailed descriptions of the methodology can be found in the Supplementary Material.

## 5 Experiment

The proposed BSCVR and state-of-the-art (SOTA) video inpainting methods are performed on the constructed BSCV dataset. We conduct comprehensive quantitative and qualitative evaluations to demonstrate the effectiveness of our dataset and method. The flexibility of our corruption model and the robustness of our BSCVR framework are validated on multiple branches of BSCV.

**Experimental setting.** We adopt the corruption parameter of (1/16, 0.4, 4096), and its corresponding statistics have been illustrated in Fig. 3. This setting has moderate difficulties with adequate corruption

Test res.	Method	Accuracy								Efficiency
		YouTube-VOS (720P) Subset				DAVIS (480P) Subset				Runtime
		PSNR $\uparrow$	SSIM $\uparrow$	LPIPS $\downarrow$	VFID $\downarrow$	PSNR $\uparrow$	SSIM $\uparrow$	LPIPS $\downarrow$	VFID $\downarrow$	s/frame
240P	Input	18.8749	0.8160	0.1527	0.2015	18.4562	0.7921	0.1541	0.4189	-
	STTN [58]	29.3840	0.9174	0.0465	0.0566	26.2172	0.8600	0.0638	0.1589	0.120
	STTN [58]*	29.9172	0.9303	0.0394	0.0544	26.5453	0.8722	0.0575	0.1534	0.120
	FuseFormer [33]	28.8012	0.9047	0.0549	0.0641	26.2547	0.8618	0.0659	0.1645	0.200
	FuseFormer [33]*	29.8108	0.9328	0.0381	0.0526	26.7367	0.8834	0.0531	0.1477	0.200
	E2FGVI-HQ [29]	29.6866	0.9228	0.0469	0.0555	26.7850	0.8765	0.0600	0.1513	0.160
	E2FGVI-HQ [29]*	31.0030	0.9473	0.0341	0.0479	27.6551	0.9018	0.0491	0.1387	0.160
	<b>BSCVR-S (Ours)*</b>	31.8345	0.9584	0.0262	0.0427	28.4211	0.9180	0.0381	0.1196	0.172
	<b>BSCVR-P (Ours)*</b>	<b>31.9534</b>	<b>0.9598</b>	<b>0.0258</b>	<b>0.0426</b>	<b>28.5430</b>	<b>0.9199</b>	<b>0.0375</b>	<b>0.1165</b>	0.178
Original	Input	19.1490	0.8244	0.1415	0.0575	18.4384	0.7979	0.1490	0.1999	-
	E2FGVI-HQ [29]	28.5039	0.8783	0.0453	0.0126	25.7803	0.8236	0.0504	0.0468	0.192 / 0.176
	E2FGVI-HQ [29]*	29.5666	0.9023	0.3955	0.0161	26.6723	0.8611	0.0530	0.0577	0.192 / 0.176
	<b>BSCVR-S (Ours)*</b>	<b>30.2235</b>	<b>0.9185</b>	<b>0.0335</b>	0.0143	<b>27.2770</b>	<b>0.8809</b>	0.0427	0.0500	0.250 / 0.203
	<b>BSCVR-P (Ours)*</b>	29.9943	0.9144	0.0343	<b>0.0104</b>	26.3564	0.8511	<b>0.0416</b>	<b>0.0406</b>	0.261 / 0.213

Table 2: Quantitative results of SOTA pre-trained video inpainting methods, their corresponding models trained on our dataset (denoted by Star Mark\*), and our method. In our method, BSCVR-S means that the feature enhancement module considers the input feature as a sequence like traditional Transformer [46], and BSCVR-P indicates that the module considers the input as patches referring to SwinIR [30]. The comparison is conducted under the 240P setting due to the model capability of previous works. For the methods which are able to handle arbitrary-resolution video, we calculate metrics based on the original frame sequence, and we measured and demonstrate the runtime of the model under 720P (former) / 480P (latter) input, respectively.

types, which is suitable for video inpainting methods. The corrupted region is usually recoverable yet challenging. SOTA video inpainting methods are compared with our method to recover corruption-free videos. STTN [58] and FuseFormer [33] downsample videos to 240P due to the limitation of computational complexity. E2FGVI-HQ is an upgraded version of E2FGVI [29], stating that it could take arbitrary resolution and generate results with the original input resolution. They could be viewed as the main competitor of our method. Noted that previous works set the mask with “random shape and location” to augment inpainting data, and those pre-trained models are trained with 50K iterations. In contrast, training those methods on our dataset requires only 25K iterations to converge. The detailed implementation of our method can refer to the Supplementary Material.

**Evaluation metrics.** Regarding the quantitative evaluation, we measure the performance of inpainting algorithms based on two aspects: inpainting quality reconstruction and realism. Among them, Peak Signal-to-Noise Ratio (PSNR), Structural Similarity Index (SSIM) [49], and Learned Perceptual Image Patch Similarity (LPIPS) [62] using pre-trained AlexNet backbone [27] are mainly used to measure reconstruction performance. Video Fréchet Inception Distance (VFID) [24] is mainly used to measure performance in terms of realism. It corresponds to the sets of all recovered videos and all reference videos. The features are extracted from a pre-trained I3D backbone [6].

**Quantitative evaluation.** The quantitative results on the YouTube-VOS and DAVIS subsets are shown in Table 2. Due to the model capability of some previous works, we first follow the existing experimental setting of video inpainting to downscale the original video in our dataset to 240P and conducted model training and metric calculation. It can be observed that our methods achieve better results in all metrics. However, compromising on video resolution is not reasonable for the video recovery problem. Thus, we particularly compared our method with the SOTA method E2FGVI-HQ [29] which is currently the only method can handle the original resolution scenario. For the metrics of PSNR, SSIM, LPIPS, and VFID, our method can achieve significant improvement, which makes the bitstream-corrupted video recoverable, e.g., >30dB PSNR for YouTube-VOS. Our method could



(a) Qualitative results comparing our method with STTN [58], FuseFormer [33], and E<sup>2</sup>FGVI-HQ [29] under unified 240P resolution.



(b) Qualitative results comparing our method with E<sup>2</sup>FGVI-HQ [29] trained on our dataset under original video resolution.

Figure 5: Qualitative comparison of our method and SOTA video inpainting methods on low (a) and high (b) resolutions. The involved corruption types include (1) blocking artifacts, (2) color artifacts, (3) duplication artifacts, (4) misalignment, (5) texture loss, (6) trailing Artifacts and their combinations.

comprehensively refine the content in corrupted regions to guide plausible content generation and keep low computational complexity by applying efficient model architecture referring to E<sup>2</sup>FGVI-HQ [29]. For the results on different corruption parameters, we provided more experiments in the Supplementary Material.

**Qualitative Evaluation.** For qualitative evaluation, we choose STTN [58], FuseFormer [33], and E<sup>2</sup>FGVI-HQ [29] trained on our dataset as comparison methods. The evaluation is conducted under 240P and original resolutions. Some representative corruption patterns and their recovery results are visualized in Fig. 5a. The comparison methods are difficult to generate plausible content to recover the corrupted region, while our proposed method can generate clearer details with more informative textures and structures. Our method and dataset limits the tendency of object removal when the mask is relatively large, especially under the original resolution and the compared results of our method with the SOTA method E<sup>2</sup>FGVI-HQ [29] are shown in Fig. 5b. These results demonstrate the limitation of current methods on the proposed dataset and the advantage of our high quality data

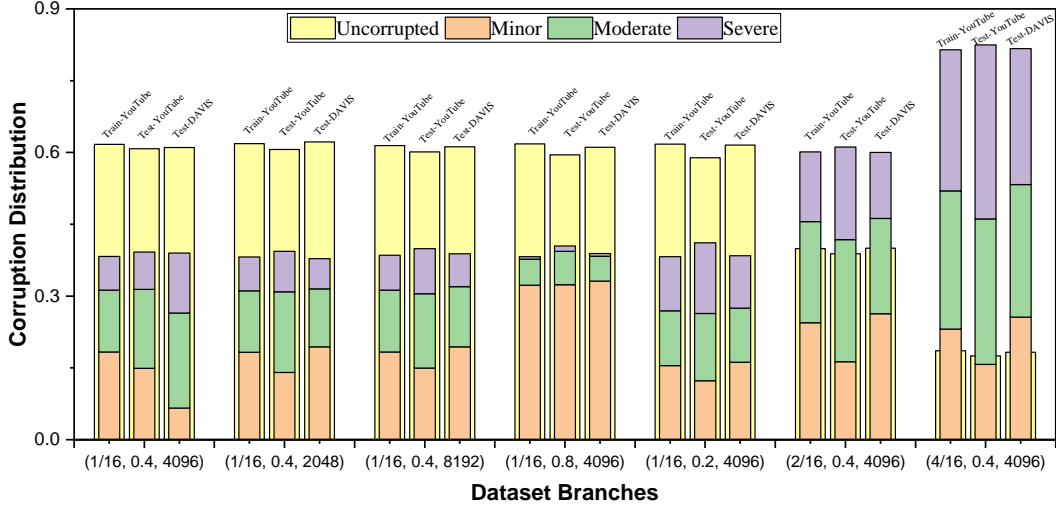


Figure 6: Corruption ratio distribution of the YouTube-VOS&DAVIS dataset branches for experiments under different corruption parameter combinations.

and method. More visualized results can be found in the Supplementary Material.

**Flexibility in Dataset construction.** We use the three-parameter corruption model  $(P, L, S)$  in our dataset construction. We validate the model by generating more branches of dataset with seven additional parameter settings:  $(1/16, 0.4, 2048)$ ,  $(1/16, 0.4, 8192)$ ,  $(1/16, 0.4, 4096)$ ,  $(1/16, 0.2, 4096)$ ,  $(1/16, 0.8, 4096)$ ,  $(2/16, 0.4, 4096)$  and  $(4/16, 0.4, 4096)$ . These settings represent varying corruption probabilities, where  $P = m/l$  implies that the corruption happens in random  $m$  frames out of  $l$  frames of a GOP.

We analyze the corruption distribution by calculating the ratio of the corrupted region to the frame resolution, as shown in Fig. 6. It indicates that parameter  $P$  has the most significant impact on corruption, leading to a higher number of corrupted frames and more severe damage. For these dataset branches, we compare our BSCVR and E2FGVI-HQ under the original resolution on the DAVIS 480P subset. The results are listed in Tab. 3. It shows that the proposed BSCVR consistently outperforms E2FGVI-HQ, validating the robustness of our BSCVR on multiple dataset branches.

Param. ( $P, L, S$ )	Methods	Accuracy			
		PSNR $\uparrow$	SSIM $\uparrow$	LPIPS $\downarrow$	VFID $\downarrow$
$(1/16, 0.4, 4096)$	Input	18.4384	0.7979	0.1490	0.1999
	E2FGVI-HQ [29]*	26.3734	0.8415	0.0466	0.0444
	<b>BSCVR-S (Ours)</b>	<b>27.2770</b>	<b>0.8809</b>	0.0427	0.0500
	<b>BSCVR-P (Ours)</b>	26.3564	0.8511	<b>0.0416</b>	<b>0.0406</b>
$(1/16, 0.4, 2048)$	Input	18.2283	0.7798	0.1536	0.1920
	E2FGVI-HQ [29]*	26.0251	0.8423	0.4777	0.0440
	<b>BSCVR-S (Ours)</b>	<b>26.2437</b>	<b>0.8554</b>	<b>0.0416</b>	<b>0.0401</b>
	<b>BSCVR-P (Ours)</b>	26.1057	0.8525	0.0422	0.0407
$(1/16, 0.2, 4096)$	Input	18.0789	0.7649	0.1569	0.2067
	E2FGVI-HQ [29]*	24.7468	0.7746	0.0656	0.0546
	<b>BSCVR-S (Ours)</b>	<b>24.9832</b>	<b>0.7980</b>	<b>0.0570</b>	<b>0.0478</b>
	<b>BSCVR-P (Ours)</b>	24.8303	0.7940	0.0579	0.0484
$(2/16, 0.4, 4096)$	Input	17.9418	0.7616	0.1592	0.1963
	E2FGVI-HQ [29]*	24.3774	0.7934	0.0623	0.0767
	<b>BSCVR-S (Ours)</b>	<b>24.5066</b>	<b>0.8077</b>	<b>0.0553</b>	<b>0.0698</b>
	<b>BSCVR-P (Ours)</b>	24.3808	0.8037	0.0561	0.0705
$(1/16, 0.4, 8192)$	Input	18.6665	0.8170	0.1450	0.1849
	E2FGVI-HQ [29]*	26.0722	0.8371	0.0486	0.0455
	<b>BSCVR-S (Ours)</b>	<b>26.2708</b>	<b>0.8518</b>	<b>0.0423</b>	<b>0.0417</b>
	<b>BSCVR-P (Ours)</b>	26.1231	0.8487	0.0430	0.0418
$(1/16, 0.8, 4096)$	Input	19.0062	0.8419	0.1389	0.1874
	E2FGVI-HQ [29]*	<b>32.8311</b>	0.9506	0.0162	0.0264
	<b>BSCVR-S (Ours)</b>	32.7959	<b>0.9514</b>	<b>0.0147</b>	<b>0.0247</b>
	<b>BSCVR-P (Ours)</b>	32.7204	0.9509	0.0149	0.0252
$(4/16, 0.4, 4096)$	Input	17.8542	0.7587	0.1610	0.1973
	E2FGVI-HQ [29]*	<b>22.7912</b>	0.7480	0.0738	0.1192
	<b>BSCVR-S (Ours)</b>	22.7094	<b>0.7570</b>	<b>0.0679</b>	<b>0.1079</b>
	<b>BSCVR-P (Ours)</b>	22.5480	0.7527	0.0686	<b>0.1079</b>

Table 3: Performance comparison with E2FGVI-HQ on different dataset branches under different corruption parameter combinations.



## 6 Conclusion

Aiming at the challenging problem of bitstream-corrupted video recovery in the real world, we construct the first large-scale benchmark, BSCV. The BSCV provides a bitstream corruption model, a realistic decoded video dataset, and a video recovery framework, BSCVR. The bitstream corruption model enables to flexibly generate dataset branches by specifying parameter combinations. The dataset contains 28,000 realistic video clips decoded from corrupted bitstreams with unpredictable error patterns and corruption levels. The BSCVR offers a plug-and-play feature enhancement module to achieve high-quality video recovery. Extensive experiments demonstrate that the proposed BSCVR outperforms SOTA video inpainting methods quantitatively and qualitatively. The flexibility of dataset construction and the robustness of our BSCVR framework are also validated on various dataset branches. The benchmark dataset is expected to benefit video recovery in video communication and multimedia forensics. The future work will concentrate on designing more reasonable bitstream corruption models, engaging more dataset sources, and creating more effective recovery frameworks.

## Acknowledgement

This research / project is supported by the National Research Foundation, Singapore, and Cyber Security Agency of Singapore under its National Cybersecurity R&D Programme (NRF2018NCR-NCR009-0001). Any opinions, findings and conclusions or recommendations expressed in this material are those of the author(s) and do not reflect the views of National Research Foundation, Singapore and Cyber Security Agency of Singapore.

## References

- [1] Yuv sequence. <http://trace.eas.asu.edu/yuv/>. Accessed: 2023-06-06.
- [2] The 6th annual bitmovin video developer report. <https://bitmovin.com/video-developer-report>, 2022.
- [3] Anthony O Adeyemi-Ejeye, Mohammed Alreshoodi, Laith Al-Jobouri, and Martin Fleury. Impact of packet loss on 4k uhd video for portable devices. *Multimedia tools and applications*, 78:31733–31755, 2019.
- [4] Wenbo Bao, Wei-Sheng Lai, Chao Ma, Xiaoyun Zhang, Zhiyong Gao, and Ming-Hsuan Yang. Depth-aware video frame interpolation. In *Proceedings of the IEEE/CVF Conference on Computer Vision and Pattern Recognition*, pages 3703–3712, 2019.
- [5] V. Boussard, F. Golaghadzadeh, S.Coulombe, F. X. Coudoux, and P. Corlay. Robust h. 264 video decoding using crc-based single error correction and non-desynchronizing bits validation. In *2020 IEEE International Conference on Image Processing (ICIP)*, pages 1098–1102. IEEE, 2020.
- [6] Joao Carreira and Andrew Zisserman. Quo vadis, action recognition? a new model and the kinetics dataset. In *proceedings of the IEEE Conference on Computer Vision and Pattern Recognition*, pages 6299–6308, 2017.
- [7] Ya-Liang Chang, Zhe Yu Liu, Kuan-Ying Lee, and Winston Hsu. Free-form video inpainting with 3d gated convolution and temporal patchgan. In *Proceedings of the IEEE/CVF International Conference on Computer Vision*, pages 9066–9075, 2019.
- [8] Yueh-Lun Chang, Yuriy A Reznik, Zhifeng Chen, and Pamela C Cosman. Motion compensated error concealment for hevc based on block-merging and residual energy. In *2013 20th International Packet Video Workshop*, pages 1–6. IEEE, 2013.
- [9] Byungjin Chung and Changhoon Yim. Bi-sequential video error concealment method using adaptive homography-based registration. *IEEE Transactions on Circuits and Systems for Video Technology*, 30(6):1535–1549, 2020.
- [10] Cisco. Cisco visual networking index: Forecast and trends, 2017–2022. <https://twiki.cern.ch/twiki/pub/HEPIX/TechwatchNetwork/HtwNetworkDocuments/white-paper-c11-741490.pdf>.
- [11] Qiqin Dai, Seunghwan Yoo, Armin Kappeler, and Aggelos K Katsaggelos. Dictionary-based multiple frame video super-resolution. In *2015 IEEE International Conference on Image Processing (ICIP)*, pages 83–87. IEEE, 2015.

- [12] Mounira Ebdelli, Olivier Le Meur, and Christine Guillemot. Video inpainting with short-term windows: application to object removal and error concealment. *IEEE Transactions on Image Processing*, 24(10):3034–3047, 2015.
- [13] Chen Gao, Ayush Saraf, Jia-Bin Huang, and Johannes Kopf. Flow-edge guided video completion. In *Computer Vision–ECCV 2020: 16th European Conference, Glasgow, UK, August 23–28, 2020, Proceedings, Part XII 16*, pages 713–729. Springer, 2020.
- [14] Firouzeh Golaghadzadeh, Stéphane Coulombe, François-Xavier Coudoux, and Patrick Corlay. Checksum-filtered list decoding applied to h. 264 and h. 265 video error correction. *IEEE Transactions on Circuits and Systems for Video Technology*, 28(8):1993–2006, 2017.
- [15] Ian Goodfellow, Jean Pouget-Abadie, Mehdi Mirza, Bing Xu, David Warde-Farley, Sherjil Ozair, Aaron Courville, and Yoshua Bengio. Generative adversarial networks. *Communications of the ACM*, 63(11):139–144, 2020.
- [16] Miguel Granados, James Tompkin, K Kim, Oliver Grau, Jan Kautz, and Christian Theobalt. How not to be seen—object removal from videos of crowded scenes. In *Computer Graphics Forum*, volume 31, pages 219–228. Wiley Online Library, 2012.
- [17] Shi Guo, Xi Yang, Jianqi Ma, Gaofeng Ren, and Lei Zhang. A differentiable two-stage alignment scheme for burst image reconstruction with large shift. 2022.
- [18] Ai-Mei Huang and Truong Q Nguyen. A multistage motion vector processing method for motion-compensated frame interpolation. *IEEE transactions on image processing*, 17(5):694–708, 2008.
- [19] Jia-Bin Huang, Sing Bing Kang, Narendra Ahuja, and Johannes Kopf. Temporally coherent completion of dynamic video. *ACM Transactions on Graphics (TOG)*, 35(6):1–11, 2016.
- [20] Younghyun Jo, Seoung Wug Oh, Jaeyeon Kang, and Seon Joo Kim. Deep video super-resolution network using dynamic upsampling filters without explicit motion compensation. In *Proceedings of the IEEE conference on computer vision and pattern recognition*, pages 3224–3232, 2018.
- [21] Video Team JVT Joint et al. Draft itu-t recommendation and final draft international standard of joint video specification. *ITU-T Rec. H. 264/ISO/IEC 14496-10 AVC*, 2003.
- [22] Jaeyeon Kang, Seoung Wug Oh, and Seon Joo Kim. Error compensation framework for flow-guided video inpainting. In *Computer Vision–ECCV 2022: 17th European Conference, Tel Aviv, Israel, October 23–27, 2022, Proceedings, Part XV*, pages 375–390. Springer, 2022.
- [23] Mohammad Kazemi, Mohammad Ghanbari, and Shervin Shirmohammadi. A review of temporal video error concealment techniques and their suitability for hev and vvc. *Multimedia Tools and Applications*, 80:12685–12730, 2021.
- [24] Dahun Kim, Sanghyun Woo, Joon-Young Lee, and In So Kweon. Deep video inpainting. In *Proceedings of the IEEE/CVF Conference on Computer Vision and Pattern Recognition*, pages 5792–5801, 2019.
- [25] J. Koloda, J. Østergaard, S. H. Jensen, V. Sánchez, and A. M. Peinado. Sequential error concealment for video/images by sparse linear prediction. *IEEE Transactions on Multimedia*, 15(4):957–969, 2013.
- [26] J. Koloda, A. M. Peinado, and V. Sánchez. Kernel-based mmse multimedia signal reconstruction and its application to spatial error concealment. *IEEE Transactions on Multimedia*, 16(6):1729–1738, 2014.
- [27] Alex Krizhevsky, Ilya Sutskever, and Geoffrey E Hinton. Imagenet classification with deep convolutional neural networks. *Communications of the ACM*, 60(6):84–90, 2017.
- [28] Dong Lao, Peihao Zhu, Peter Wonka, and Ganesh Sundaramoorthi. Flow-guided video inpainting with scene templates. In *Proceedings of the IEEE/CVF International Conference on Computer Vision*, pages 14599–14608, 2021.
- [29] Zhen Li, Cheng-Ze Lu, Jianhua Qin, Chun-Le Guo, and Ming-Ming Cheng. Towards an end-to-end framework for flow-guided video inpainting. In *Proceedings of the IEEE/CVF Conference on Computer Vision and Pattern Recognition*, pages 17562–17571, 2022.
- [30] Jingyun Liang, Jiezhong Cao, Guolei Sun, Kai Zhang, Luc Van Gool, and Radu Timofte. Swinir: Image restoration using swin transformer. In *Proceedings of the IEEE/CVF international conference on computer vision*, pages 1833–1844, 2021.
- [31] Liqun Lin, Shiqi Yu, Liping Zhou, Weiling Chen, Tiesong Zhao, and Zhou Wang. Pea265: Perceptual assessment of video compression artifacts. *IEEE Transactions on Circuits and Systems for Video Technology*, 30(11):3898–3910, 2020.
- [32] Ting-Lan Lin, Neng-Chieh Yang, Ray-Hong Syu, Chin-Chie Liao, and Wei-Lin Tsai. Error concealment algorithm for hev coded video using block partition decisions. In *2013 IEEE International Conference on Signal Processing, Communication and Computing (ICSPCC 2013)*, pages 1–5. IEEE, 2013.

- [33] Rui Liu, Hanming Deng, Yangyi Huang, Xiaoyu Shi, Lewei Lu, Wenxiu Sun, Xiaogang Wang, Jifeng Dai, and Hongsheng Li. Fuseformer: Fusing fine-grained information in transformers for video inpainting. In *Proceedings of the IEEE/CVF International Conference on Computer Vision*, pages 14040–14049, 2021.
- [34] Seungjun Nah, Sungyong Baik, Seokil Hong, Gyeongsik Moon, Sanghyun Son, Radu Timofte, and Kyoung Mu Lee. Ntire 2019 challenge on video deblurring and super-resolution: Dataset and study. In *Proceedings of the IEEE/CVF Conference on Computer Vision and Pattern Recognition Workshops*, pages 0–0, 2019.
- [35] Alasdair Newson, Andrés Almansa, Matthieu Fradet, Yann Gousseau, and Patrick Pérez. Video inpainting of complex scenes. *Siam journal on imaging sciences*, 7(4):1993–2019, 2014.
- [36] Simon Niklaus, Long Mai, and Feng Liu. Video frame interpolation via adaptive convolution. In *Proceedings of the IEEE Conference on Computer Vision and Pattern Recognition*, pages 670–679, 2017.
- [37] Simon Niklaus, Long Mai, and Feng Liu. Video frame interpolation via adaptive separable convolution. In *Proceedings of the IEEE international conference on computer vision*, pages 261–270, 2017.
- [38] Deepak Pathak, Philipp Krahenbuhl, Jeff Donahue, Trevor Darrell, and Alexei A Efros. Context encoders: Feature learning by inpainting. In *Proceedings of the IEEE conference on computer vision and pattern recognition*, pages 2536–2544, 2016.
- [39] Jordi Pont-Tuset, Federico Perazzi, Sergi Caelles, Pablo Arbeláez, Alexander Sorkine-Hornung, and Luc Van Gool. The 2017 davis challenge on video object segmentation. *arXiv:1704.00675*, 2017.
- [40] Fitsum Reda, Janne Kontkanen, Eric Tabellion, Deqing Sun, Caroline Pantofaru, and Brian Curless. Film: Frame interpolation for large motion. In *Computer Vision—ECCV 2022: 17th European Conference, Tel Aviv, Israel, October 23–27, 2022, Proceedings, Part VII*, pages 250–266. Springer, 2022.
- [41] Jingjing Ren, Qingqing Zheng, Yuanyuan Zhao, Xuemiao Xu, and Chen Li. Diformer: Discrete latent transformer for video inpainting. In *Proceedings of the IEEE/CVF Conference on Computer Vision and Pattern Recognition*, pages 3511–3520, 2022.
- [42] Arun Sankisa, Arjun Punjabi, and Aggelos K Katsaggelos. Video error concealment using deep neural networks. In *2018 25th IEEE International Conference on Image Processing (ICIP)*, pages 380–384. IEEE, 2018.
- [43] Hiroyuki Takeda, Peyman Milanfar, Matan Protter, and Michael Elad. Super-resolution without explicit subpixel motion estimation. *IEEE Transactions on Image Processing*, 18(9):1958–1975, 2009.
- [44] Yapeng Tian, Yulun Zhang, Yun Fu, and Chenliang Xu. Tdan: Temporally-deformable alignment network for video super-resolution. In *Proceedings of the IEEE/CVF conference on computer vision and pattern recognition*, pages 3360–3369, 2020.
- [45] Willy R. Vasquez, Stephen Checkoway, and Hovav Shacham. The most dangerous codec in the world: Finding and exploiting vulnerabilities in h.264 decoders. In *USENIX Security Symposium*, 2023.
- [46] Ashish Vaswani, Noam Shazeer, Niki Parmar, Jakob Uszkoreit, Llion Jones, Aidan N Gomez, Łukasz Kaiser, and Illia Polosukhin. Attention is all you need. *Advances in neural information processing systems*, 30, 2017.
- [47] Xintao Wang, Kelvin CK Chan, Ke Yu, Chao Dong, and Chen Change Loy. Edvr: Video restoration with enhanced deformable convolutional networks. In *Proceedings of the IEEE/CVF Conference on Computer Vision and Pattern Recognition Workshops*, pages 0–0, 2019.
- [48] Yilin Wang, Sasi Inguva, and Balu Adsumilli. Youtube ugc dataset for video compression research. In *2019 IEEE 21st International Workshop on Multimedia Signal Processing (MMSP)*, pages 1–5. IEEE, 2019.
- [49] Zhou Wang, Alan C Bovik, Hamid R Sheikh, and Eero P Simoncelli. Image quality assessment: from error visibility to structural similarity. *IEEE transactions on image processing*, 13(4):600–612, 2004.
- [50] Stephen B Wicker and Vijay K Bhargava. *Reed-Solomon codes and their applications*. John Wiley & Sons, 1999.
- [51] Kejun Wu, Yi Wang, Wenyang Liu, Kim-Hui Yap, and Lap-Pui Chau. A spatial-focal error concealment scheme for corrupted focal stack video. In *2023 Data Compression Conference (DCC)*, pages 91–100, 2023.
- [52] Chongyang Xiang, Jiajun Xu, Chuan Yan, Qiang Peng, and Xiao Wu. Generative adversarial networks based error concealment for low resolution video. In *ICASSP 2019-2019 IEEE International Conference on Acoustics, Speech and Signal Processing (ICASSP)*, pages 1827–1831. IEEE, 2019.
- [53] Rui Xu, Xiaoxiao Li, Bolei Zhou, and Chen Change Loy. Deep flow-guided video inpainting. In *Proceedings of the IEEE/CVF Conference on Computer Vision and Pattern Recognition*, pages 3723–3732, 2019.
- [54] Tianfan Xue, Baian Chen, Jiajun Wu, Donglai Wei, and William T Freeman. Video enhancement with task-oriented flow. *International Journal of Computer Vision*, 127:1106–1125, 2019.

- [55] Linjie Yang, Yuchen Fan, and Ning Xu. The 2nd large-scale video object segmentation challenge - video object segmentation track, October 2019.
- [56] S. Ye, M. Ouaret, F. Dufaux, and T. Ebrahimi. Hybrid spatial and temporal error concealment for distributed video coding. In *2008 IEEE International Conference on Multimedia and Expo*, pages 633–636. IEEE, 2008.
- [57] Peng Yi, Zhongyuan Wang, Kui Jiang, Junjun Jiang, and Jiayi Ma. Progressive fusion video super-resolution network via exploiting non-local spatio-temporal correlations. In *Proceedings of the IEEE/CVF international conference on computer vision*, pages 3106–3115, 2019.
- [58] Yanhong Zeng, Jianlong Fu, and Hongyang Chao. Learning joint spatial-temporal transformations for video inpainting. In *Computer Vision–ECCV 2020: 16th European Conference, Glasgow, UK, August 23–28, 2020, Proceedings, Part XVI 16*, pages 528–543. Springer, 2020.
- [59] Jiefu Zhai, Keman Yu, Jiang Li, and Shipeng Li. A low complexity motion compensated frame interpolation method. In *2005 IEEE International Symposium on Circuits and Systems (ISCAS)*, pages 4927–4930. IEEE, 2005.
- [60] Kaidong Zhang, Jingjing Fu, and Dong Liu. Flow-guided transformer for video inpainting. In *Computer Vision–ECCV 2022: 17th European Conference, Tel Aviv, Israel, October 23–27, 2022, Proceedings, Part XVIII*, pages 74–90. Springer, 2022.
- [61] Kaidong Zhang, Jingjing Fu, and Dong Liu. Inertia-guided flow completion and style fusion for video inpainting. In *Proceedings of the IEEE/CVF Conference on Computer Vision and Pattern Recognition*, pages 5982–5991, 2022.
- [62] Richard Zhang, Phillip Isola, Alexei A Efros, Eli Shechtman, and Oliver Wang. The unreasonable effectiveness of deep features as a perceptual metric. In *Proceedings of the IEEE conference on computer vision and pattern recognition*, pages 586–595, 2018.