

QUIVER PRESENTATIONS AND ISOMORPHISMS OF HECKE CATEGORIES AND KHOVANOV ARC ALGEBRAS

CHRIS BOWMAN, MAUD DE VISSCHER, AMIT HAZI, AND CATHARINA STROPPEL

ABSTRACT. We prove that the extended Khovanov arc algebras are isomorphic to the basic algebras of anti-spherical Hecke categories for maximal parabolics of symmetric groups. We present these algebras by quiver and relations and provide the full submodule lattices of Verma modules.

1. INTRODUCTION

A fundamental notion of categorical Lie theory is that of uniqueness. If a pair of 2-categorical objects share the same underlying Kazhdan–Lusztig theory, then they “should be the same” — a striking example of this is given by the \mathbb{Z} -graded algebra isomorphisms between KLR algebras and diagrammatic Soergel bimodules conjectured in [LP20] and proven in [BCH23]. Our starting point for this paper is the simplest family of (p -)Kazhdan–Lusztig polynomials — those given by oriented Temperley–Lieb diagrams, or equivalently, Dyck tilings. These combinatorial objects underly the (extended) Khovanov arc algebras [BS11a] and the anti-spherical Hecke categories associated to maximal parabolics of symmetric groups [BDHN]. The first theorem of this paper explains this coincidence via an explicit and elementary \mathbb{Z} -graded algebra isomorphism (see Theorem A below) in the spirit of [LP20, BCH23].

By a theorem of Gabriel, any basic algebra over a field is isomorphic to the path algebra of its Ext-quiver, modulo relations. Such presentations are one of the “holy grails” of representation theory — they essentially provide complete information about the structure of an algebra. Our second main theorem of this paper provides such a presentation for the basic algebras of anti-spherical Hecke categories of maximal parabolics of symmetric groups (Theorem B). We use this presentation to obtain complete submodule lattices for the Verma modules (Theorem C).

The results of this paper are mostly self-contained, with elementary proofs which work over any integral domain \mathbb{k} containing $i \in \mathbb{k}$ such that $i^2 = -1$.

1.1. The isomorphism theorem. The (extended) Khovanov arc algebras $\mathcal{K}_{m,n}$ for $m, n \in \mathbb{N}$ have their origins in 2-dimensional topological quantum field theory and their first applications were in categorical knot theory [Kho00, Str09]. These algebras have subsequently been studied from the point of view of Springer varieties [Kho02], their cohomological and representation theoretic structure [BS10, BS11b, BS12a, BS12b, BW], and symplectic geometry [MS22] and have further inspired much generalisation: from the Temperley–Lieb setting to web diagrams [MPT14, Mac14, Tub20, Tub14] and also from the “even” setting to “super” [Sar16] and “odd” settings [NV18], as well as to the orthosymplectic case [ES16b, ES16a, ES17]. In summary, these algebras form the prototype for knot-theoretic categorification, we refer to Stroppel’s 2022 ICM address for more details [Str].

On the other hand, anti-spherical Hecke categories of parabolic Coxeter systems (W, P) provide the universal setting for studying the interaction between Kazhdan–Lusztig theory and categorical Lie theory — they have formed the crux of the resolutions of the Jantzen, Lusztig, and Kazhdan–Lusztig positivity conjectures [Wil16, Wil17, EW14] and control much of the representation theory of algebraic groups and braid groups [BCH23, BNS, AMRW19, BR22, EL]. We refer to Williamson’s 2018 ICM address for a more complete history and the geometric motivation for their study [Wil18].

Our first main theorem bridges the gap between these two distinct categorical worlds:

Theorem A. *The extended Khovanov arc algebras $\mathcal{K}_{m,n}$ are isomorphic (as \mathbb{Z} -graded \mathbb{k} -algebras) to the basic algebras $\mathcal{H}_{m,n}$ of the anti-spherical Hecke categories associated to the maximal parabolics of symmetric groups $(S_{m+n}, S_m \times S_n)$ for all $m, n \in \mathbb{N}$.*

Given the vast generalisations of Khovanov arc algebras (in particular to the super world!) and of these anti-spherical Hecke categories (to all parabolic Coxeter systems) we hope that our main theorem will be the starting point of much reciprocal study of these two worlds.

1.2. Quiver and relations for Hecke categories. It is well-known that (p) -Kazhdan–Lusztig polynomials encode a great deal of character-theoretic and indeed cohomological information about Verma modules (particularly if one puts certain restrictions on $p \geq 0$). If the algebra is Koszul (as is the case for our algebras) we further know that the p -Kazhdan–Lusztig polynomials carry complete information about the radical layers of indecomposable projective and Verma modules. Given the almost ridiculous level of detail these polynomials encode, it is natural to ask “*what are the limits to what p -Kazhdan–Lusztig combinatorics can tell us about the structure of the Hecke category?*”

The starting point of this paper is to delve deep into the Dyck/Temperley–Lieb combinatorics for p -Kazhdan–Lusztig polynomials, which was initiated in [BS11a, BDHN]. There is a wealth of extra, richer combinatorial information which can be encoded into the Dyck tilings underlying these p -Kazhdan–Lusztig polynomials. Instead of looking only at the sets of Dyck tilings (which enumerate the p -Kazhdan–Lusztig polynomials) we look at the relationships for passing between these Dyck tilings. In fact, this “meta-Kazhdan–Lusztig combinatorics” is sufficiently rich as to completely determine the full structure of our Hecke categories:

Theorem B. *The \mathbb{k} -algebra $\mathcal{H}_{m,n}$ admits a quadratic presentation as the path algebra of the “Dyck quiver” $\mathcal{Q}_{m,n}$ of Definition 7.5 modulo “Dyck-combinatorial relations” (7.4) to (7.8). If \mathbb{k} is a field, then the Ext-quiver of $\mathcal{H}_{m,n}$ is isomorphic to $\mathcal{Q}_{m,n}$ and this gives a presentation of the algebra by quiver and relations.*

In a nutshell, the power of Theorem B is that it allows us to understand not only the *graded composition series* of standard and projective modules (the purview of classical Kazhdan–Lusztig combinatorics) but the *explicit extensions interrelating these composition factors* (in terms of meta-Kazhdan–Lusztig combinatorics). In essence, Theorem B provides complete information about the structure of the anti-spherical Hecke categories of $(S_{m+n}, S_m \times S_n)$ for $m, n \in \mathbb{N}$. We reap some of the fruits of Theorem B by providing an incredibly elementary description of the full submodule lattices of Verma modules:

Theorem C. *Let \mathbb{k} be a field. The submodule lattice of the Verma module $\Delta_{m,n}(\lambda)$ can be calculated in terms of the combinatorics of Dyck tilings; moreover this lattice is independent of the characteristic of \mathbb{k} .*

An example is depicted in Figure 1, below.

Specialising to the case that \mathbb{k} is a field and putting Theorems A and B together, we obtain a conceptually simpler proof of the results of [BW, Section 2] (which makes use of the Koszulity of these algebras over a field, which is the main result of [BS10]).

1.3. Structure of the paper. In Section 2 we recall the necessary combinatorics of oriented Temperley–Lieb diagrams and p -Kazhdan–Lusztig polynomials from [BS10, BDH⁺]. In Section 3 we recall the extended Khovanov arc algebras and the basic algebras of the Hecke categories which will be of interest in this paper. In Sections 4 and 5 we develop the Dyck path combinatorics and lift this to the level of generators and bases of the basic algebras of the Hecke categories. In Section 6 we take a short detour to discuss the notion of *dilation* for our diagram algebras, which will simplify the main proofs significantly. In Sections 7 we prove Theorem B of this paper, by lifting the Dyck combinatorics to the level of a of $\mathcal{H}_{m,n}$ over an integral domain \mathbb{k} ; we then recast this presentation in terms of the quotient of the path algebra of the Ext-quiver in the case that \mathbb{k} is a field. In Section 8, we prove Theorem C. Finally, in Section 9 we use Theorem B to prove the isomorphism of Theorem A.

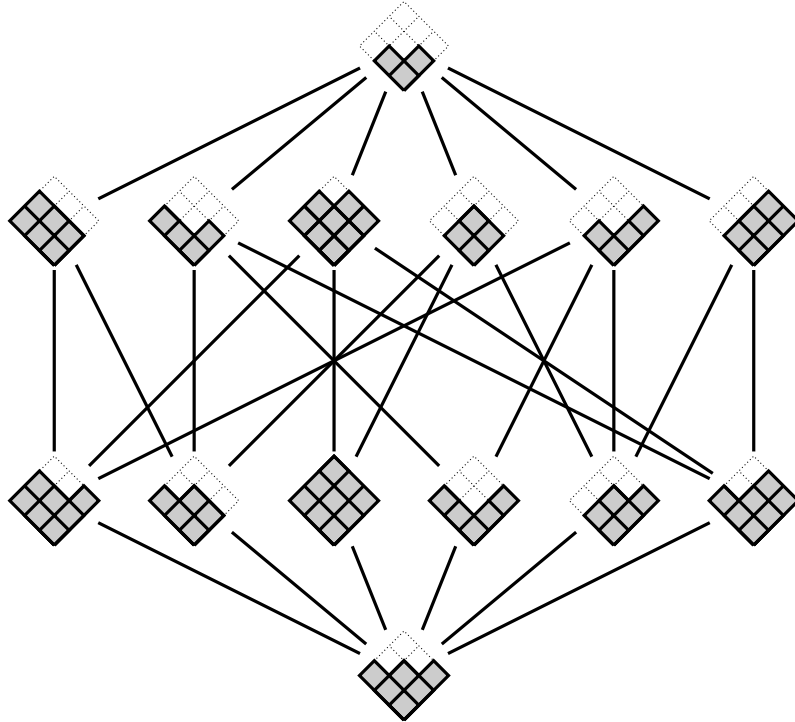


FIGURE 1. The full submodule lattice of the Verma module $\Delta_{m,n}(2,1)$ for $\mathcal{H}_{m,n}$ for $m, n = 3$ and \mathbb{k} any field. We represent each simple module by the corresponding partition (in Russian notation) and highlight the 3×3 rectangle in which the partition exists. This module has simple head $L_{3,3}(2,1)$ and simple socle $L_{3,3}(3,2,1)$. Each edge connects a pair of partitions which differ by adding or removing a single Dyck path.

Acknowledgements. *The first and third authors were funded by EPSRC grant EP/V00090X/1.*

2. THE COMBINATORICS OF KAZHDAN-LUSZTIG POLYNOMIALS

We begin by reviewing and unifying the combinatorics of Khovanov arc algebras [BS10, BS11b, BS12a, BS12b] and the Hecke categories of interest in this paper [BDHN, BDH⁺].

2.1. Cosets, weights and partitions. Let S_n denote the symmetric group of degree n . Throughout this paper, we will work with the parabolic Coxeter system $(W, P) = (S_{m+n}, S_m \times S_n)$. We label the simple reflections with the slightly unusual subscripts s_i , $-m+1 \leq i \leq n-1$ so that $P = \langle s_i \mid i \neq 0 \rangle \leq W$. We view W as the group of permutations of the $n+m$ points on a horizontal strip numbered by the half integers $i \pm \frac{1}{2}$ where the simple reflection s_i swaps the points $i - \frac{1}{2}$ and $i + \frac{1}{2}$ and fixes every other point. The right cosets of P in W can then be identified by labelled horizontal strips called **weights**, where each point $i \pm \frac{1}{2}$ is labelled by either \wedge or \vee in such a way that the total number of \wedge is equal to m (and so the total number of \vee is equal to n). Specifically, the trivial coset P is represented by the weight with negative points labelled by \wedge and positive points labelled by \vee . The other cosets are obtained by permuting the labels of the identity weight. An example is given on the left hand side of Figure 2.

We denote by ${}^P W$ the set of minimal length right coset representative of P in W . Recall that an element $w \in {}^P W$ precisely when every reduced expression of w starts with s_0 . This implies that w must be fully commutative, that is no reduced expression for w contains a subword of the form $s_i s_{i \pm 1} s_i$ for some i . It follows that the elements of ${}^P W$ can also be represented by partitions that fit into an $m \times n$ rectangle. An example of the correspondence between $w \in {}^P W$, its weight diagram and the associated partition is illustrated in Figure 2.

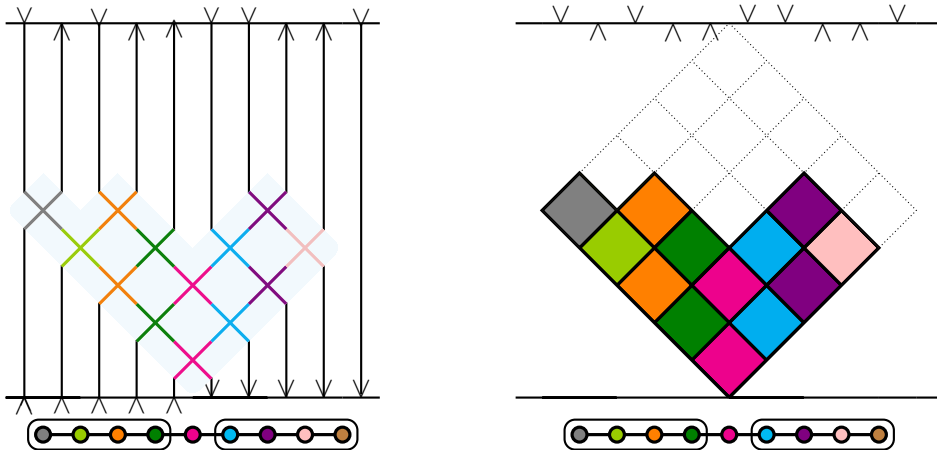


FIGURE 2. We depict the weight \emptyset along the bottom of the diagram, the weight of λ along the top of the diagram, and the coset $s_0 s_{-1} s_{-2} s_{-3} s_{-4} s_1 s_0 s_{-1} s_{-2} s_2 s_1 s_3 s_2$.

Formally, a partition λ of ℓ is defined to be a weakly decreasing sequence of non-negative integers $\lambda = (\lambda_1, \lambda_2, \dots)$ which sum to ℓ . We call $\ell(\lambda) := \ell = \sum_i \lambda_i$ the length of the partition λ . We define the Young diagram of a partition to be the collection of tiles

$$[\lambda] = \{[r, c] \mid 1 \leq c \leq \lambda_r\}$$

depicted in Russian style with rows at 135° and columns at 45° . We identify a partition with its Young diagram. We let λ^t denote the transpose partition given by reflection of the Russian Young diagram through the vertical axis. Given $m, n \in \mathbb{N}$ we let $\mathcal{P}_{m,n}$ denote the set of all partitions which fit into an $m \times n$ rectangle, that is

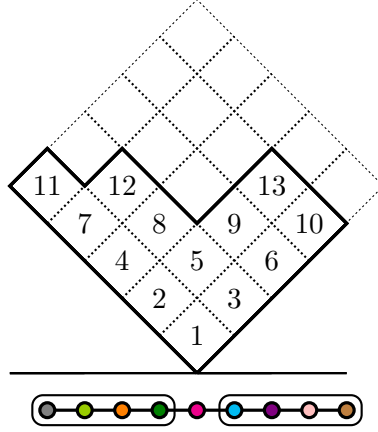
$$\mathcal{P}_{m,n} = \{\lambda \mid \lambda_1 \leq m, \lambda_1^t \leq n\}.$$

For $\lambda \in \mathcal{P}_{m,n}$, the x -coordinate of a tile $[r, c] \in \lambda$ is equal to $r - c \in \{-m + 1, -m + 2, \dots, n - 2, n - 1\}$ and we define this x -coordinate to be the **content** (or “colour”) of the tile and we write $\text{cont}[r, c] = r - c$.

For a partition λ of ℓ , we define a standard tableau of shape λ to be a bijection \mathbf{t} from the set of tiles of λ to the set $\{1, 2, \dots, \ell\}$ such that for each $1 \leq k \leq \ell$, the set of tiles $\mathbf{t}^{-1}(\{1, \dots, k\})$ is a partition. We can view \mathbf{t} as a filling of the tiles of λ by the number 1 to ℓ such that the numbers increase along rows and columns. We denote by $\text{Std}(\lambda)$ the set of all standard tableaux of shape λ . There is one particular standard tableau that we will be using throughout this paper which is defined as follows. We let $\mathbf{t}_\lambda \in \text{Std}(\lambda)$ denote the tableau in which we fill the tiles of λ according to increasing y -coordinate and then refine according to increasing x -coordinate. An example is depicted in Figure 3. For λ a partition of ℓ , we define the **content sequence** of $\mathbf{s} \in \text{Std}(\lambda)$ to be the element of \mathbb{Z}^ℓ given by reading the contents of the boxes in order.

Under the correspondence between ${}^P W$ and $\mathcal{P}_{m,n}$ described above, the content i of each tile of $\lambda \in \mathcal{P}_{m,n}$ corresponds to the subscript of a simple reflection s_i . So we will often refer to the simple reflection $\tau = s_i$ as the content of the tile. Moreover, standard tableaux $\mathbf{t} \in \text{Std}(\lambda)$ correspond precisely to reduced expressions $\lambda = s_{i_1} s_{i_2} \dots s_{i_\ell}$ where $\mathbf{t}^{-1}(j) = [r_j, c_j]$ with $\text{cont}[r_j, c_j] = i_j$ for each $1 \leq j \leq \ell$. The Bruhat order on ${}^P W$ becomes simply the inclusion of the (Young diagrams) of partitions in $\mathcal{P}_{m,n}$.

Given $\lambda \in \mathcal{P}_{m,n}$, we define the set $\text{Add}(\lambda)$ to be the set of all tiles $[r, c] \notin \lambda$ such that $\lambda \cup [r, c] \in \mathcal{P}_{m,n}$. Similarly, we define the set $\text{Rem}(\lambda)$ to be the set of all tiles $[r, c] \in \lambda$ such that $\lambda \setminus [r, c] \in \mathcal{P}_{m,n}$. Note that a partition λ has at most one addable or removable tile of each content. So for $[r, c] \in \text{Add}(\lambda)$ (respectively $[r, c] \in \text{Rem}(\lambda)$) with $\tau = s_{r-c}$ we write $\lambda + \tau$ (respectively $\lambda - \tau$) for $\lambda \cup [r, c]$ (respectively $\lambda \setminus [r, c]$).


 FIGURE 3. A tableau, t_λ , of shape $(5, 4, 2^2)$.

We have seen how to pass from a coset to a weight diagram and a partition. We now explain how to go directly from a weight diagram to a partition. Read the labels of a weight diagram from left to right. Starting at the left most corner of the $m \times n$ rectangle, take a north-easterly step for each \vee and a south-easterly step for each \wedge . We end up at the rightmost corner of the rectangle, having traced out the “northern perimeter” of the Russian Young diagram. In particular, the identity coset corresponds to the weight diagram labelled by m \wedge 's followed by n \vee 's, tracing the perimeter of the empty partition \emptyset . Throughout the paper, we will identify minimal coset representative with their weight diagrams and partitions.

2.2. Oriented Temperley–Lieb diagrams and Kazhdan–Lusztig polynomials. The following definitions come from [BS11a].

Definition 2.1. *o To each weight λ we associate a cup diagram $\underline{\lambda}$ and a cap diagram $\overline{\lambda}$. To construct $\underline{\lambda}$, repeatedly find a pair of vertices labeled $\vee \wedge$ in order from left to right that are neighbours in the sense that there are only vertices already joined by cups in between. Join these new vertices together with a cup. Then repeat the process until there are no more such $\vee \wedge$ pairs. Finally draw rays down at all the remaining \wedge and \vee vertices. The cap diagram $\overline{\lambda}$ is obtained by flipping $\underline{\lambda}$ horizontally. We stress that the vertices of the cup and cap diagrams are not labeled.*

- o Let λ and μ be weights. We can glue $\underline{\mu}$ under λ to obtain a new diagram $\underline{\mu\lambda}$. We say that $\underline{\mu\lambda}$ is oriented if (i) the vertices at the ends of each cup in $\underline{\mu}$ are labelled by exactly one \vee and one \wedge in the weight λ and (ii) it is impossible to find two rays in $\underline{\mu}$ whose top vertices are labeled $\vee \wedge$ in that order from left to right in the weight λ . Similarly, we obtain a new diagram $\lambda\overline{\mu}$ by gluing $\overline{\mu}$ on top of λ . We say that $\lambda\overline{\mu}$ is oriented if $\underline{\mu\lambda}$ is oriented.
- o Let λ, μ be weights such that $\underline{\mu\lambda}$ is oriented. We set the **degree** of the diagram $\underline{\mu\lambda}$ (respectively $\lambda\overline{\mu}$) to be the number of clockwise oriented cups (respectively caps) in the diagram.
- o Let λ, μ, ν be weights such that $\underline{\mu\lambda}$ and $\lambda\overline{\nu}$ are oriented. Then we form a new diagram $\underline{\mu\lambda\overline{\nu}}$ by gluing $\underline{\mu}$ under and $\overline{\nu}$ on top of λ . We set $\deg(\underline{\mu\lambda\overline{\nu}}) = \deg(\underline{\mu\lambda}) + \deg(\lambda\overline{\nu})$.

An example is provided in Figure 4.

For the purposes of this paper, for $p \geq 0$, we can define the p -Kazhdan–Lusztig polynomials of type $(W, P) = (S_{n+m}, S_m \times S_n)$ as follows. For $\lambda, \mu \in \mathcal{P}_{m,n}$ we set

$$p n_{\lambda, \mu} = \begin{cases} q^{\deg(\underline{\mu\lambda})} & \text{if } \underline{\mu\lambda} \text{ is oriented} \\ 0 & \text{otherwise.} \end{cases}$$

We refer to [BDH⁺, Theorem 7.3] and [BDHN, Theorem A] for a justification of this definition and to [BS11a] for the origins of this combinatorics.




FIGURE 4. The construction of the cup diagram $\underline{\lambda}$ for $\lambda = (5, 4, 2^2)$. See also Figure 6.

It is clear that for a fixed $\mu \in \mathcal{P}_{m,n}$, the diagram $\underline{\mu\lambda}$ is oriented if and only if the weight λ is obtained from the weight μ by swapping the labels on some of the pairs of vertices connected by a cup in μ . Moreover, in this case the degree of $\underline{\mu\lambda}$ is precisely the number of such swapped pairs. See Figure 5 for an example of a cup diagram of degree 8.

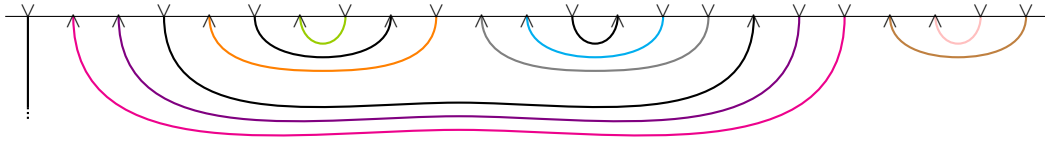


FIGURE 5. The diagram $\underline{\mu\lambda}$ for $\lambda = (11, 9, 8, 7, 6, 4, 3^2, 2^2)$ and $\mu = (11^7, 8^3, 2^2)$. We have coloured the positive degree arcs, which should be compared (colour-wise!) with the Dyck paths in Figure 10.

There is an alternative construction of the cup diagram $\underline{\mu}$ as the top half of a Temperley–Lieb diagram e_μ . An $(m+n)$ -Temperley–Lieb diagram is a rectangular frame with, in our case, $m+n$ vertices along the top and $m+n$ along the bottom which are paired-off by non-crossing strands. We refer to a strand connecting a top and bottom vertex as a **propagating strand**. We refer to any strand connecting two top vertices as a **cup** and any strand connecting two bottom vertices as a **cap**. For $\mu \in \mathcal{P}_{m,n}$, the Temperley–Lieb diagram e_μ is obtained by starting from the partition μ and taking the product of the ‘Temperley–Lieb generator’ in each of its tiles. The cup diagram $\underline{\mu}$ is then simply the top half of the Temperley–Lieb diagram e_μ . This is illustrated in Figure 6. For more details, see [BDH⁺].

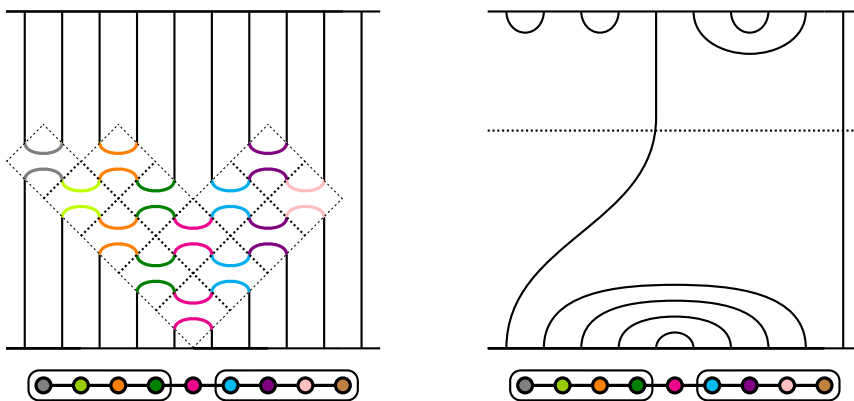


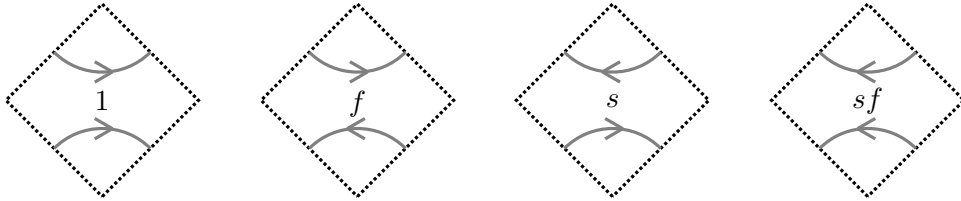
FIGURE 6. The element e_λ for $\lambda = (5, 4, 2^2)$.

Now, let d be any $(m+n)$ -Temperley–Lieb diagram, and λ, μ be weights, then we can form a new diagram $\lambda d \mu$ by gluing the weight λ under d and μ on top of d . We say that $\lambda d \mu$ is an **oriented Temperley–Lieb diagram** if for each propagating strand in d its two vertices are either both \vee symbols or both \wedge symbols and for each cup or cap in d its two vertices consist of precisely one \vee symbol and one \wedge symbol.

It is easy to see that for $\lambda, \mu \in \mathcal{P}_{m,n}$ we have that $\underline{\mu}\lambda$ is oriented if and only if $\emptyset e_\mu \lambda$ is an oriented Temperley–Lieb diagram. Throughout the paper, we will always view the oriented Temperley–Lieb diagrams $\emptyset e_\mu \lambda$ on the Young diagram of the partition μ as illustrated in Figure 7.

It was shown in [BDH⁺] that we can define an graded algebra structure on the space spanned by all oriented Temperley–Lieb diagrams. A crucial ingredient in the construction of the light leaves basis for the Hecke category (see Definition 5.1 below) comes from writing each oriented Temperley–Lieb diagram $\emptyset e_\mu \lambda$ as a product of generators for this algebra. We will not need the explicit presentation for this graded algebra here and will instead view this product of generators as an ‘oriented tableau’ \mathfrak{t}_μ^λ . This oriented tableau \mathfrak{t}_μ^λ is obtained by assigning to each tile of the partition μ not only a number between 1 and $\ell(\mu)$ defined by the tableau \mathfrak{t}_μ but also one of four possible orientations determined by the weight λ .

Definition 2.2. *Let $\lambda, \mu \in \mathcal{P}_{m,n}$ such that $\underline{\mu}\lambda$ is oriented. Draw the Temperley–Lieb diagram e_μ on the tiles of μ as in Figure 6. Gluing \emptyset and λ on the bottom and top of the diagram respectively defines one of four possible orientations on each tile of μ . We define the orientation label of a tile as follows:*



We then define the oriented tableau \mathfrak{t}_μ^λ to be the map which assigns to each tile $[r, c] \in \mu$ a pair (k, x) where $k = \mathfrak{t}_\mu([r, c])$ and $x \in \{1, s, f, sf\}$ is the orientation label of the tile $[r, c]$.

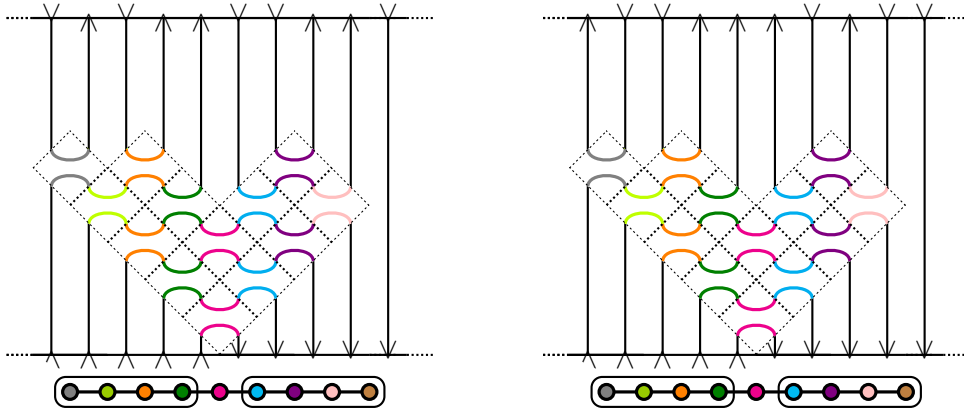


FIGURE 7. We depict the weight \emptyset along the bottom of the diagram, the weight of λ along the top of the diagram, and the coset $s_0 s_{-1} s_{-2} s_{-3} s_{-4} s_1 s_0 s_{-1} s_{-2} s_2 s_1 s_3 s_2$. The first diagram is $e_{(5,4,2^2)}$. The latter diagram (of degree 2) is obtained by reorienting the arc connecting the first to the fourth northern vertex and the arc connecting the sixth and ninth northern vertices.

3. THE DIAGRAMMATIC ALGEBRAS

We now recall the construction of the two protagonists of this paper: the Hecke categories associated to $(S_{m+n}, S_m \times S_n)$ and the (extended) Khovanov arc algebras.

3.1. The Hecke categories. We denote by $S = \{s_i : -m + 1 \leq i \leq n - 1\}$ the set of simple reflections. To simplify notations, for $\sigma = s_i, \tau = s_j \in S$ we write $|\sigma - \tau| := i - j$. So we have $|\sigma - \tau| > 1$ precisely when $\sigma\tau = \tau\sigma$ and $|\sigma - \tau| = 1$ precisely when $\sigma\tau\sigma = \tau\sigma\tau$.

We define the Soergel generators to be the framed graphs

$$1_\emptyset = \boxed{} \quad 1_\sigma = \boxed{} \quad \text{spot}_\sigma^\emptyset = \boxed{} \quad \text{fork}_{\sigma\sigma}^\sigma = \boxed{} \quad \text{braid}_{\sigma\tau}^{\tau\sigma} = \boxed{}$$

associated to any pair $\sigma, \tau \in S$ such that $|\sigma - \tau| > 1$.

Pictorially, we define the duals of these generators to be the graphs obtained by reflection through their horizontal axes. Non-pictorially, we simply swap the sub- and superscripts. We sometimes denote duality by $*$. For example, the dual of the fork generator is pictured as follows

$$\text{fork}_{\sigma\sigma}^{\sigma\sigma} = \boxed{} .$$

We define the northern/southern reading word of a Soergel generator (or its dual) to be word in the alphabet S obtained by reading the colours of the northern/southern edge of the frame respectively. Given two (dual) Soergel generators D and D' we define $D \otimes D'$ to be the diagram obtained by horizontal concatenation (and we extend this linearly). The northern/southern colour sequence of $D \otimes D'$ is the concatenation of those of D and D' ordered from left to right. Given any two (dual) Soergel generators, we define their product $D \circ D'$ (or simply DD') to be the vertical concatenation of D on top of D' if the southern reading word of D is equal to the northern reading word of D' and zero otherwise. We define a Soergel graph to be any diagram obtained by vertical and horizontal concatenation of the generators and their duals.

Given σ , we define the corresponding ‘‘barbell’’, ‘‘dork’’ and ‘‘gap’’ diagrams to be the elements

$$\text{bar}(\sigma) = \text{spot}_\sigma^\emptyset \text{spot}_\sigma^\sigma \quad \text{dork}_{\sigma\sigma}^{\sigma\sigma} = \text{fork}_{\sigma\sigma}^{\sigma\sigma} \text{fork}_{\sigma\sigma}^\sigma \quad \text{gap}(\sigma) = \text{spot}_\sigma^\sigma \text{spot}_\sigma^\emptyset.$$

Given $s, t \in \text{Std}(\lambda)$ for $\lambda \in \mathcal{P}_{m,n}$, we write braid_t^s for the permutation mapping one tableau to the other, with strands coloured according to the contents. For example

$$\text{braid}_t^s = \boxed{} \quad \text{braid}_u^t = \boxed{} \quad \text{braid}_u^s = \boxed{}$$

for the three $s, t, u \in \text{Std}(3, 1)$. We sometimes drop the explicit tableaux and simply record the underlying content sequence.

Remark 3.1. *The cyclotomic quotients of (anti-spherical) Hecke categories are small categories with finite-dimensional morphism spaces given by the light leaves basis of [EW16, LW]. Working with such a category is equivalent to working with a locally unital algebra, as defined in [BS17, Section 2.2], see [BS17, Remark 2.3]. Throughout this paper we will work in the latter setting. The reader who prefers to think of categories can equivalently phrase everything in this paper in terms of categories and representations of categories.*

We are ready to define the first diagrammatic algebra of interest in this paper. The following simplification of the presentation of the Hecke category is made using [BDHN, Theorem 2.1]

Definition 3.2. *We define $\mathcal{H}_{m,n}$ to be the locally-unital associative \mathbb{k} -algebra spanned by all Soergel-graphs with multiplication given by \circ -concatenation modulo the following local relations and their vertical and horizontal flips. Firstly, for any $\sigma, \tau \in S$ we have the idempotent relations*

$$\begin{aligned} 1_\sigma 1_\tau &= \delta_{\sigma,\tau} 1_\sigma & 1_\emptyset 1_\sigma &= 0 & 1_\emptyset^2 &= 1_\emptyset \\ 1_\emptyset \text{spot}_\sigma^\emptyset 1_\sigma &= \text{spot}_\sigma^\emptyset & 1_\sigma \text{fork}_{\sigma\sigma}^\sigma 1_{\sigma\sigma} &= \text{fork}_{\sigma\sigma}^\sigma & 1_{\tau\sigma} \text{braid}_{\sigma\tau}^{\tau\sigma} 1_{\sigma\tau} &= \text{braid}_{\sigma\tau}^{\tau\sigma} \end{aligned}$$

where the final relation holds for all ordered pairs $(\sigma, \tau) \in S^2$ with $|\sigma - \tau| > 1$. For each $\sigma \in S$ we have fork-spot contraction, the double-fork, and circle-annihilation relations:

$$(\text{spot}_\sigma^\emptyset \otimes 1_\sigma) \text{fork}_{\sigma\sigma}^{\sigma\sigma} = 1_\sigma \quad (1_\sigma \otimes \text{fork}_{\sigma\sigma}^{\sigma\sigma})(\text{fork}_{\sigma\sigma}^{\sigma\sigma} \otimes 1_\sigma) = \text{fork}_{\sigma\sigma}^{\sigma\sigma} \text{fork}_{\sigma\sigma}^{\sigma\sigma} \quad \text{fork}_{\sigma\sigma}^{\sigma\sigma} \text{fork}_{\sigma\sigma}^{\sigma\sigma} = 0$$

For $(\sigma, \tau, \rho) \in S^3$ with $|\sigma - \rho|, |\rho - \tau|, |\sigma - \tau| > 1$, we have the commutation relations

$$\begin{aligned} \text{spot}_\emptyset^\sigma \otimes 1_\rho &= \text{braid}_{\rho\sigma}^{\sigma\rho}(1_\rho \otimes \text{spot}_\emptyset^\sigma) & (\text{fork}_{\sigma\sigma}^{\sigma\sigma} \otimes 1_\rho) \text{braid}_{\rho\sigma}^{\sigma\rho} &= \text{braid}_{\rho\sigma\sigma}^{\sigma\sigma\rho}(1_\rho \otimes \text{fork}_{\sigma\sigma}^{\sigma\sigma}) \\ \text{braid}_{\sigma\rho\tau}^{\sigma\tau\rho} \text{braid}_{\rho\sigma\tau}^{\sigma\rho\tau} \text{braid}_{\rho\sigma\tau}^{\rho\sigma\tau} &= \text{braid}_{\tau\sigma\rho}^{\sigma\tau\rho} \text{braid}_{\tau\rho\sigma}^{\tau\sigma\rho} \text{braid}_{\rho\tau\sigma}^{\tau\rho\sigma} \end{aligned}$$

For $\sigma, \tau \in S$ with $|\sigma - \tau| = 1$ we have the one and two colour Demazure relations:

$$\begin{aligned} \text{bar}(\sigma) \otimes 1_\sigma + 1_\sigma \otimes \text{bar}(\sigma) &= 2\text{gap}(\sigma) \\ \text{bar}(\tau) \otimes 1_\sigma - 1_\sigma \otimes \text{bar}(\tau) &= 1_\sigma \otimes \text{bar}(\sigma) - \text{gap}(\sigma) \end{aligned}$$

and the null braid relation

$$1_{\sigma\tau\sigma} + (1_\sigma \otimes \text{spot}_\emptyset^\tau \otimes 1_\sigma) \text{dork}_{\sigma\sigma}^{\sigma\sigma}(1_\sigma \otimes \text{spot}_\emptyset^\tau \otimes 1_\sigma) = 0$$

Further, we require the interchange law and the monoidal unit relation

$$(D_1 \otimes D_2) \circ (D_3 \otimes D_4) = (D_1 \circ D_3) \otimes (D_2 \circ D_4) \quad 1_\emptyset \otimes D_1 = D_1 = D_1 \otimes 1_\emptyset$$

for all diagrams D_1, D_2, D_3, D_4 . Finally, we require the non-local cyclotomic relations

$$1_\sigma \otimes D = 0 \quad \text{bar}(\tau) \otimes D = 0$$

for all $s_0 \neq \sigma \in S$, $\tau \in S$ and D any diagram.

We also define the idempotent truncation

$$1_{m,n} = \sum_{\lambda \in \mathcal{P}_{m,n}} 1_{t_\lambda} \quad \mathcal{H}_{m,n} = 1_{m,n} \mathcal{H}_{m,n} 1_{m,n}$$

Remark 3.3. In [BDHN, Theorem 4.21] the algebra $\mathcal{H}_{m,n}$ is shown to be the basic algebra of the anti-spherical Hecke category for $W = S_{m+n}$ the finite symmetric group and $P = S_m \times S_n \leq W$ a maximal parabolic subgroup.

Remark 3.4. The algebras $\mathcal{H}_{m,n}$ and $\mathcal{H}_{m,n}$ can be equipped with a \mathbb{Z} -grading which preserves the duality $*$. The degrees of the generators under this grading are defined as follows:

$$\deg(1_\emptyset) = 0 \quad \deg(1_\sigma) = 0 \quad \deg(\text{spot}_\emptyset^\sigma) = 1 \quad \deg(\text{fork}_{\sigma\sigma}^{\sigma\sigma}) = -1 \quad \deg(\text{braid}_{\tau\sigma}^{\sigma\tau}) = 0$$

for $\sigma, \tau \in S$ such that $|\sigma - \tau| > 1$.

3.2. Khovanov arc algebras. We now recall the definition of the extended Khovanov arc algebras studied in [BS10, BS11b, BS12a, BS12b]. We define $\mathcal{K}_{m,n}$ to be the algebra spanned by diagrams

$$\{\underline{\lambda\mu\bar{\nu}} \mid \lambda, \mu, \nu \in \mathcal{P}_{m,n} \text{ such that } \mu\bar{\nu}, \underline{\lambda\mu} \text{ are oriented}\}$$

with the multiplication defined as follows. First set

$$(\underline{\lambda\mu\bar{\nu}})(\underline{\alpha\beta\bar{\gamma}}) = 0 \quad \text{unless } \nu = \alpha.$$

To compute $(\underline{\lambda\mu\bar{\nu}})(\underline{\nu\beta\bar{\gamma}})$ place $(\underline{\lambda\mu\bar{\nu}})$ under $(\underline{\nu\beta\bar{\gamma}})$ then follow the ‘surgery’ procedure. This surgery combines two circles into one or splits one circle into two using the following rules for re-orientation (where we use the notation $1 =$ anti-clockwise circle, $x =$ clockwise circle, $y =$ oriented strand). We have the splitting rules

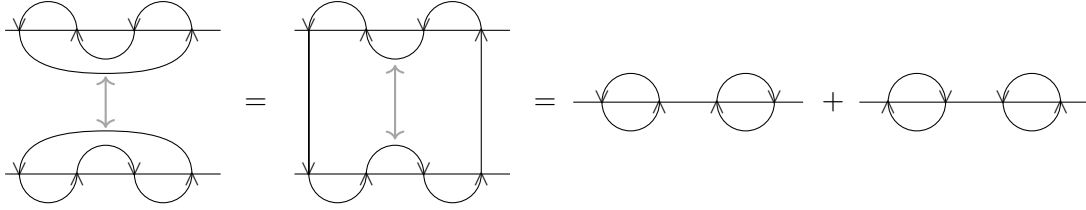
$$1 \mapsto 1 \otimes x + x \otimes 1, \quad x \mapsto x \otimes x, \quad y \mapsto x \otimes y.$$

and the merging rules

$$1 \otimes 1 \mapsto 1, \quad 1 \otimes x \mapsto x, \quad x \otimes 1 \mapsto x, \quad x \otimes x \mapsto 0, \quad 1 \otimes y \mapsto y, \quad x \otimes y \mapsto 0,$$

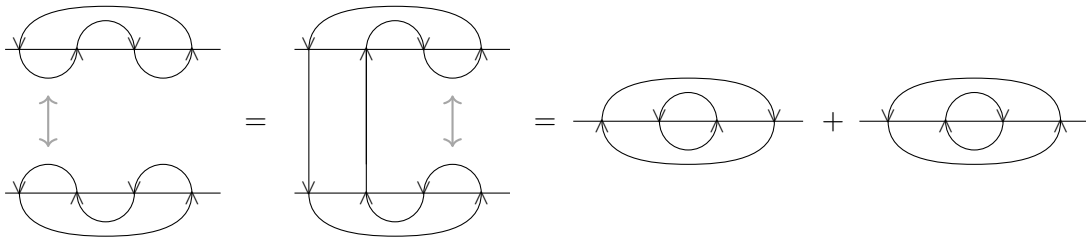
$$y \otimes y \mapsto \begin{cases} y \otimes y & \text{if both strands are propagating, one is} \\ & \wedge\text{-oriented and the other is } \vee\text{-oriented;} \\ 0 & \text{otherwise.} \end{cases}$$

Example 3.5. We have the following product of Khovanov diagrams



where we highlight with arrows the pair of arcs on which we are about to perform surgery. The first equality follows from the merging rule for $1 \otimes 1 \mapsto 1$ and the second equality follows from the merging rule $1 \mapsto 1 \otimes x + x \otimes 1$.

Example 3.6. We have the following product of Khovanov diagrams



where we highlight with arrows the pair of arcs on which we are about to perform surgery. This is similar to Example 3.5.

4. DYCK COMBINATORICS

We have defined the p -Kazhdan–Lusztig polynomials via counting of certain oriented Temperley–Lieb diagrams. For the purposes of this paper, we require richer combinatorial objects which refine the Temperley–Lieb construction: these are provided by tilings by Dyck paths.

Let us start with a simple example to see how these Dyck paths come from the oriented Temperley–Lieb diagrams. Consider the partitions $\mu = (5^3, 4, 1)$ and $\lambda = (4^2, 3, 1^2)$. The oriented Temperley–Lieb diagram $\mathcal{O}e_\mu\lambda$ is illustrated in Figure 8. We see that λ is obtained from μ by swapping the labels of the vertices of one cup in e_μ . The tiles of μ which intersect this cup form a Dyck path (see definition below) highlighted in pink. Moreover the partition λ is obtained from the partition μ by removing the equivalent Dyck path shaded in grey (or, equivalently, by removing the pink Dyck path, and letting the tiles fall under gravity). More generally, if $\lambda, \mu \in \mathcal{P}_{m,n}$ with $\overline{\mu\lambda}$ oriented of degree k , then we will see that the partition λ is obtained from the partition μ by removing k Dyck paths.

In this section, we develop the combinatorics of Dyck paths needed to give a quadratic presentation for the Hecke category.

4.1. Dyck paths. We define a path on the $m \times n$ tiled rectangle to be a finite non-empty set P of tiles that are ordered $[r_1, c_1], \dots, [r_s, c_s]$ for some $s \geq 1$ such that for each $1 \leq i \leq s-1$ we have $[r_{i+1}, c_{i+1}] = [r_i + 1, c_i]$ or $[r_i, c_i - 1]$. Note that the set $\text{cont}(P)$ of contents of the tiles in a path P form an interval of integers. We say that P is a Dyck path if

$$\min\{r_i + c_i - 1 : 1 \leq i \leq s\} = r_1 + c_1 - 1 = r_s + c_s - 1,$$

that is the minimal height of the path is achieved at the start and end of the path. We will write $\text{first}(P) = \text{cont}([r_1, c_1])$ and $\text{last}(P) = \text{cont}([r_s, c_s])$.

Throughout the paper, we will identify all Dyck paths P having the same content interval $\text{cont}(P)$. There are a few of places where we will need to fix a particular representative for a Dyck path P and in that case we will use subscripts, such as P_b or P_{sf} .

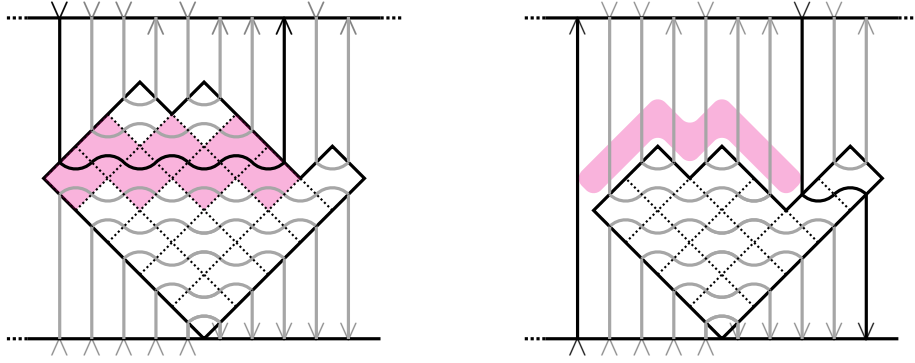


FIGURE 8. On the left we picture the cup diagram for $(5^3, 4, 1)$ and we highlight the arc, p , and the corresponding path P_{sf} . On the right we have the partition/cup diagram obtained by removing P .

Given P a Dyck path, we set $|P|$ to be the number of tiles in P . We also define the **breadth** of P , denoted by $b(P)$, to be

$$b(P) = \frac{1}{2}(|P| + 1).$$

This measures the horizontal distance covered by the path.

Definition 4.1. Let P and Q be Dyck paths.

- We say that P and Q are **adjacent** if and only if the multiset given by the disjoint union $\text{cont}(P) \sqcup \text{cont}(Q)$ is an interval.
- We say that P and Q are **distant** if and only if

$$\min\{|\text{cont}[r, c] - \text{cont}[x, y]| : [r, c] \in P, [x, y] \in Q\} \geq 2.$$

- We say that P **covers** Q and write $Q \prec P$ if and only if

$$\text{first}(Q) > \text{first}(P) \text{ and } \text{last}(Q) < \text{last}(P).$$

Examples of such Dyck paths P and Q are given in Figure 9.

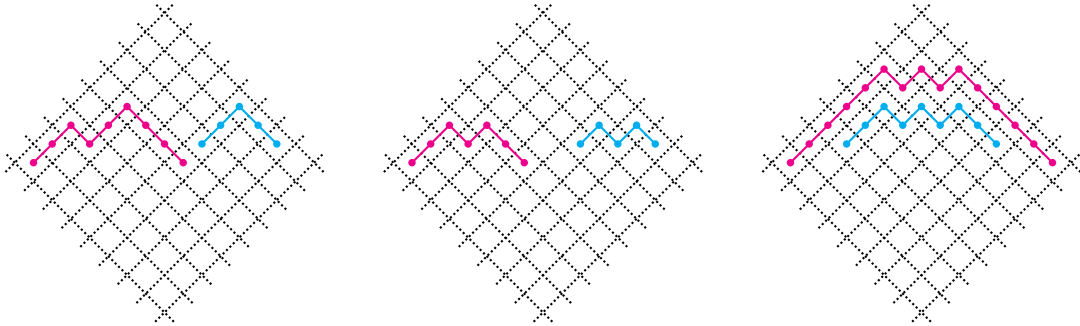


FIGURE 9. Examples of P and Q adjacent, distant, and $Q \prec P$ respectively.

4.2. Removable and addable Dyck paths. Now we fix a partition $\mu \in \mathcal{P}_{m,n}$. Recall that we identify any pair of Dyck paths which have the same content intervals.

Definition 4.2. Let $\mu \in \mathcal{P}_{m,n}$ and P be a Dyck path. We say that P is a **removable Dyck path** from μ if there is a representative P_b of P such that $\lambda := \mu \setminus P_b \in \mathcal{P}_{m,n}$. In this case we will write $\lambda = \mu - P$. (Note that this is well-defined as if P_b exists then it is unique). We define the set $\text{DRem}(\mu)$ to be the set of all removable Dyck paths from μ .

We say that P is an **addable Dyck path** of μ if there is a representative P_b of P such that $\lambda := \mu \sqcup P_b \in \mathcal{P}_{m,n}$. In this case we will write $\lambda = \mu + P$. (Note again that this is well-defined as if P_b exists then it is unique). We define the set $\text{DAdd}(\mu)$ to be the set of all addable Dyck paths of μ .

Proposition 4.3. Fix $\mu \in \mathcal{P}_{m,n}$. There is a bijection between the set of cups in e_μ (or in $\underline{\mu}$) and the set $\text{DRem}(\mu)$.

Proof. As observed at the beginning of this section, every cup in e_μ gives rise to a removable Dyck path. The fact that every removable Dyck path corresponds to a cup follows from the construction of the cup diagram $\underline{\mu}$. \square

Definition 4.4. Let $\mu \in \mathcal{P}_{m,n}$. For each $P \in \text{DRem}(\mu)$, we define P_{sf} to be its representative given by the set of tiles intersecting the corresponding cup in e_μ as shaded in pink in Figure 8.

Lemma 4.5. Let $\mu \in \mathcal{P}_{m,n}$ and let $P, Q \in \text{DRem}(\mu)$. Then either P covers Q , or Q covers P , or P and Q are distant.

Proof. This follows directly from Proposition 4.3 \square

Definition 4.6. Let $\mu \in \mathcal{P}_{m,n}$ and $P, Q \in \text{DRem}(\mu)$. We say that P and Q commute if $P \in \text{DRem}(\mu - Q)$ and $Q \in \text{DRem}(\mu - P)$.

Lemma 4.7. Let $\mu \in \mathcal{P}_{m,n}$ and $P, Q \in \text{DRem}(\mu)$. Then P and Q commute if and only if $P_{sf} \cap Q_{sf} = \emptyset$.

Proof. This follows directly by definition. \square

4.3. Oriented Temperley–Lieb diagrams and Dyck tiling. We now introduce Dyck tilings and relate them to oriented arc diagrams.

Definition 4.8. Let $\lambda \subseteq \mu \in \mathcal{P}_{m,n}$. A **Dyck tiling** of the skew partition $\mu \setminus \lambda$ is a set $\{P^1, \dots, P^k\}$ of Dyck paths such that

$$\mu \setminus \lambda = \bigsqcup_{i=1}^k P^i$$

and for each $i \neq j$ we have either P^i covers P^j (or vice versa), or P^i and P^j are distant. We call (λ, μ) a **Dyck pair** of degree k if $\mu \setminus \lambda$ has a Dyck tiling with k Dyck paths.

We will see that Dyck tilings are essentially unique, and as a consequence the degree of a Dyck pair is well defined. Examples of such tilings are given in Figure 10 for the pair $(\lambda, \mu) = ((11, 9, 8, 7, 6, 4, 3^2, 2^2), (11^7, 8^3, 2^2))$. We see that even though the tilings are different (as partitions of $\mu \setminus \lambda$), the Dyck paths appearing are the same (remember that we identify Dyck paths with the same content intervals).

Lemma 4.9. Let $\lambda \subseteq \mu \in \mathcal{P}_{m,n}$ with Dyck tiling $\mu \setminus \lambda = \sqcup_{i=1}^k P^i$ as in Definition 4.8. Then $P^i \in \text{DRem}(\mu)$ for all $1 \leq i \leq k$.

Proof. We prove it by induction on k . If $k = 0$ there is nothing to prove. If $k = 1$ then $\mu \setminus \lambda = P^1$ and so $P^1 \in \text{DRem}(\mu)$ as required. Now let $k \geq 2$ and assume that the result holds for $k - 1$. Pick a removable tile $[x, y]$ in $\mu \setminus \lambda$ such that it belongs to some P^j with $|P^j|$ minimal. Then we claim that $P^j \in \text{DRem}(\mu)$. Indeed, if there were any tile $[r, c]$ above P^j preventing it from being removable, then by the definition of Dyck pair and the minimality of P^j , we would have that $[r, c]$ belongs to a Dyck path Q which covers P^j . But this would contradict the fact that $[x, y]$ is removable. It remains to show that $P^i \in \text{DRem}(\mu)$ for all $i \neq j$. Now, we have that $(\mu - P^j, \lambda)$ is a Dyck pair and so by induction $P^i \in \text{DRem}(\mu - P^j)$ for all $i \neq j$. Fix $i \neq j$. If P^i and P^j are distant, then we have $P^i \in \text{DRem}(\mu)$ as required. If P^i covers P^j then we must have $|P^i| \geq |P^j| + 4$, as it is impossible to have a partition μ and Dyck paths Q, Q' with $|Q'| = |Q| + 2$, $Q \in \text{DRem}(\mu)$ and $Q' \in \text{DRem}(\mu - Q)$. This means that we can shift the tiles of $P^j \in \text{DRem}(\mu - P^i)$ with the same contents as those of $P^i \in \text{DRem}(\mu)$ one

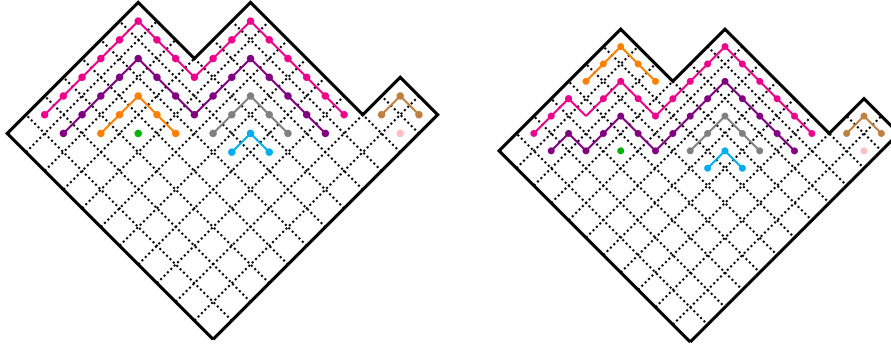


FIGURE 10. Two of the twelve Dyck tilings of shape $(11^7, 8^3, 2^2) \setminus (11, 9, 8, 7, 6, 4, 3^2, 2^2)$. Compare with Figure 5.

step up and we get an equivalent Dyck path which is now removable from μ as required. This is illustrated in Figure 11. Finally, suppose P^j covers P^i . In this case we can again shift the tiles of $P^i \in \text{DRem}(\mu - P^j)$ one step up so that it is now a subset of $P^j \in \text{DRem}(\mu)$. We claim that this subset is also removable. If not, then we would have some P^l which is adjacent to P^i , contradicting the fact that (λ, μ) is a Dyck pair. This case is illustrated in Figure 12. \square

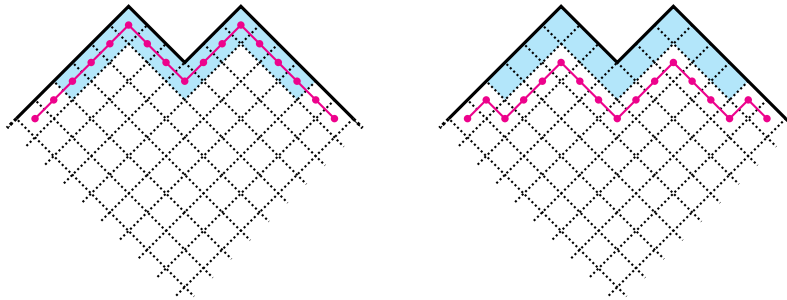


FIGURE 11. Examples of the paths P^j and P^i such that the latter covers the former (and hence $|P^i| \geq |P^j| + 4$).

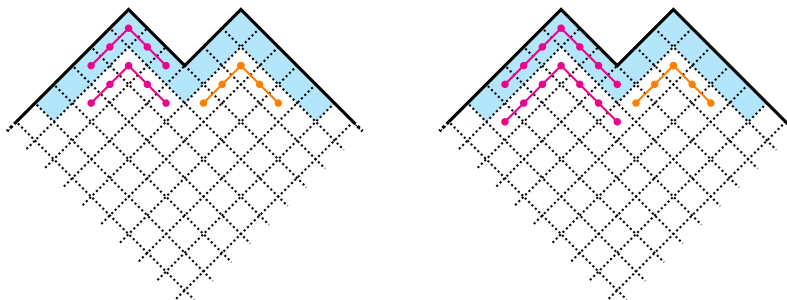


FIGURE 12. In both diagrams we depict examples of Dyck paths P^j and P^i such that the former covers the latter. On the left we see that P^i is removable. On the right we make P^i slightly larger so as to contradict removability: in this case we must also include the Dyck path P^l by our assumption that λ is a partition; however P^l and P^i are adjacent, a contradiction.

Theorem 4.10. *Let $\lambda, \mu \in \mathcal{P}_{m,n}$. Then $\underline{\mu\lambda}$ is oriented if and only if (λ, μ) is a Dyck pair.*

Proof. Assume that $\underline{\mu}\lambda$ is oriented. Then the weight λ is obtained from the weight μ by swapping the labels of pairs corresponding to some of the cups in e_μ . Let P^1, \dots, P^k be the Dyck paths corresponding to these cups. We list these in order such that if $P^i \prec P^j$ then $j < i$. Then it's easy to see that $P^i \in \text{DRem}(\mu - P^1 - \dots - P^{i-1})$ for all i and $\lambda = \mu - P^1 - \dots - P^k$. It follows from Lemma 4.5 that $\mu \setminus \lambda = \sqcup_{i=1}^k P^i$ is a Dyck tiling. Conversely, suppose that $\lambda \subseteq \mu$ with $\mu \setminus \lambda = \sqcup_{i=1}^k P^i$ a Dyck tiling. Then it follows from Lemma 4.9 that each $P^i \in \text{DRem}(\mu)$ and so $\underline{\mu}\lambda$ is oriented. \square

Corollary 4.11. *Let $\lambda \subseteq \mu$. Then $\mu \setminus \lambda = \sqcup_{i=1}^k P^i$ where the P^i 's are Dyck paths is a Dyck tiling if and only if $P^i \in \text{DRem}(\mu)$ for all i . In particular, the set of Dyck paths $\{P^i : 1 \leq i \leq k\}$ is unique. Moreover, in this case we have that $\deg(\underline{\mu}\lambda) = k$.*

4.4. Dyck paths generated by tiles. We will need one last piece of combinatorics to describe our quadratic presentation for the Hecke category.

Definition 4.12. *Fix $\mu \in \mathcal{P}_{m,n}$ and $[r, c] \in \mu$. Let l, k be the maximal non-negative integer such that $[r-i, c+i] \in \mu$ for all $0 \leq i \leq l$, $[r-i+1, c+i] \in \mu$ for all $1 \leq i \leq l$ and $[r+j, c-j] \in \mu$ for all $0 \leq j \leq k$, $[r+j, c-j+1] \in \mu$ for all $1 \leq j \leq k$. Then define the Dyck paths generated by the tile $[r, c] \in \mu$, denoted by $\langle r, c \rangle_\mu$, to be the path*

$$[r-l, c+l], [r-l+1, c+l], \dots, [r, c], \dots, [r+k, c-k].$$

Note that the Dyck path generated by a tile of a partition μ may or may not be in $\text{DRem}(\mu)$ as illustrated in Figure 13.

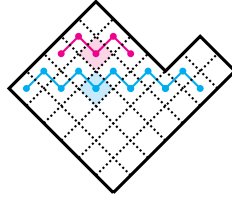


FIGURE 13. The path $\langle r, c \rangle_\mu$ for $[r, c] = [4, 5]$ and $[3, 4]$ with $\mu = (6^5, 2^2)$. We note that $\langle 4, 5 \rangle_\mu \in \text{DRem}(\mu)$, however $\langle 3, 4 \rangle_\mu \notin \text{DRem}(\mu)$.

5. GENERATORS FOR THE HECKE CATEGORY

In this section, we lift the combinatorics of Section 4 to provide a new set of generators for the Hecke category $\mathcal{H}_{m,n}$. These generators are not ‘monoidal’, but all lie in degree 0 or 1 (this is the first step in providing a quadratic presentation).

5.1. Soergel diagrams from oriented Temperley–Lieb diagrams. We now revisit the classical definition of the light leaves basis starting from oriented Temperley–Lieb diagrams. This material is covered in detail (from a slightly different perspective) in [BDHN].

Definition 5.1. *We define up and down operators on diagrams as follows. Let D be any Soergel graph with northern colour sequence $\mathbf{s} \in \text{Std}(\alpha)$ for some $\alpha \in \mathcal{P}_{m,n}$.*

- Suppose that $\sigma \in \text{Add}(\alpha)$. We define

$$U_\sigma^1(D) = \boxed{D} \quad \Big| \quad \Big| \quad U_\sigma^0(D) = \boxed{D} \quad \Big| \quad \bullet$$

- Now suppose that $[r, c] \in \text{Rem}(\alpha)$ for $\alpha \vdash a$ and with $r - c = \sigma \in S$. We let $\mathbf{t} \in \text{Std}(\alpha - [r, c])$ be defined as follows: if $\mathbf{s}[r, c] = k$ then we let $\mathbf{t}^{-1}(j) = \mathbf{s}^{-1}(j)$ for $1 \leq j < k$ and

Proof. This is simply a combinatorial rephrasing of the light leaves basis, constructed in full generality in [EW16, Lib08] and reproven in the case of $(W, P) = (S_{m+n}, S_m \times S_n)$ paper in [Pat22]. \square

Note, in particular that the degree 0 basis elements are given by $D_\lambda^\lambda = 1_\lambda$, $\lambda \in \mathcal{P}_{m,n}$ and the degree 1 basis elements are given by D_μ^λ and D_λ^μ for $\lambda, \mu \in \mathcal{P}_{m,n}$ with $\lambda = \mu - P$ for some $P \in \text{DRem}(\mu)$. We will show that these degree 0 and degree 1 elements generate $\mathcal{H}_{m,n}$. But first we will describe an easy way of visualising products of light leaves basis elements directly from the oriented tableaux used to define them.

5.2. Multiplying generators on the oriented tableaux. We have seen that the Soergel graph D_μ^λ is completely determined by the oriented tableau \mathfrak{t}_μ^λ . To visualise the multiplication of two such Soergel graphs directly from the oriented tableaux, we will want to consider pairs of tableaux of the same shape. This can easily be done by adding one more possible orientation for tiles, namely 0. When constructing the corresponding Soergel graph, whenever we encounter a tile with 0-orientation we will simply tensor with the empty Soergel graph, that is we leave the graph unchanged (see Figure 15 for two examples).

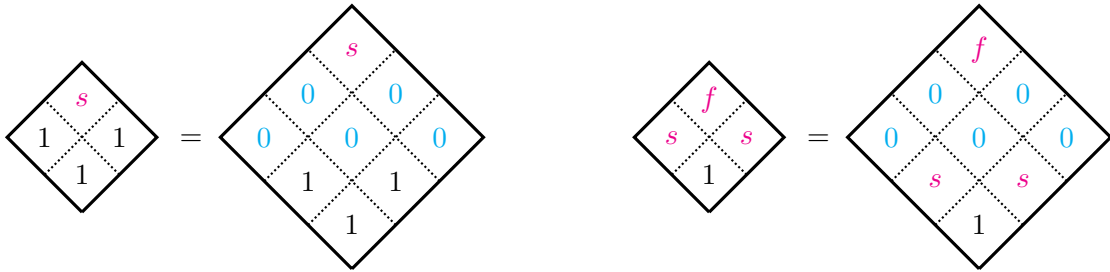


FIGURE 15. Re-drawing tableau of shape (2^2) as tableaux of shape (3^3) where $(2^2) = (3^3) - P$ and P_{sf} is depicted as the blue zeroes.

For example, let $P \in \text{DRem}(\mu)$ and $Q \in \text{DRem}(\mu - P)$ and assume for now that P and Q commute. We would like to be able to visualise the product

$$D_{\mu-P}^{\mu-P-Q} D_\mu^{\mu-P}$$

on the oriented tableaux. So instead of considering the oriented tableau $\mathfrak{t}_{\mu-P}^{\mu-P-Q}$ as a labelling of the tiles of $\mu - P$, we can visualise it as a labelling of the tiles of μ with all tiles belonging to P_{sf} having 0-orientation. The orientation of the other tiles remain unchanged. We can then easily multiply the elements $D_{\mu-P}^{\mu-P-Q}$ with $D_\mu^{\mu-P}$ simply by ‘stacking’ the two oriented tableaux, without any need to apply a braid generator in between the two diagrams. An example is depicted in Figure 16.

Now, let $P \in \text{DRem}(\mu)$ and $Q \in \text{DRem}(\mu - P)$ be such that P and Q do not commute. We proceed as above (rewriting the tiles in P_{sf} so as to have a 0-orientation) and then we let each tile with an s -orientation fall down one place (from $[r, c]$ to $[r - 1, c - 1]$, say) and we leave all other tiles unchanged. An example is given in Figure 19. When multiplying two elements in this way, we will represent the product by splitting each tile in half with the label of the top half corresponding to the first element and the label of the bottom half correspond to the second element.

When considering the dual Soergel graphs $D_\lambda^\mu = (D_\mu^\lambda)^*$, we will represent them with the same oriented tableau as D_μ^λ except that we will replace all s -orientation (respectively f -orientation, or sf -orientation) by the symbol s^* (respectively f^* , or f^*s^*). An example of a degree two basis element $D_\lambda^\mu D_\nu^\lambda$ is given in Figure 19. We will now restate some of the (simplest) relations in the Hecke category on the oriented tableaux.

Proposition 5.5. *The relations depicted in Figures 17 and 18 hold.*

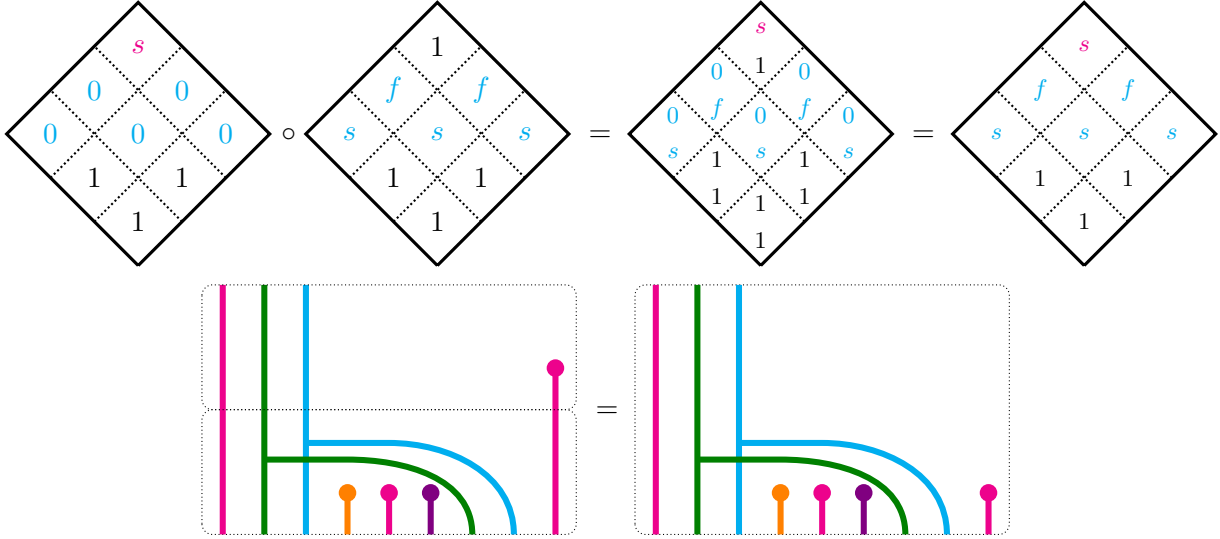


FIGURE 16. A product of commuting diagrams on tableaux.

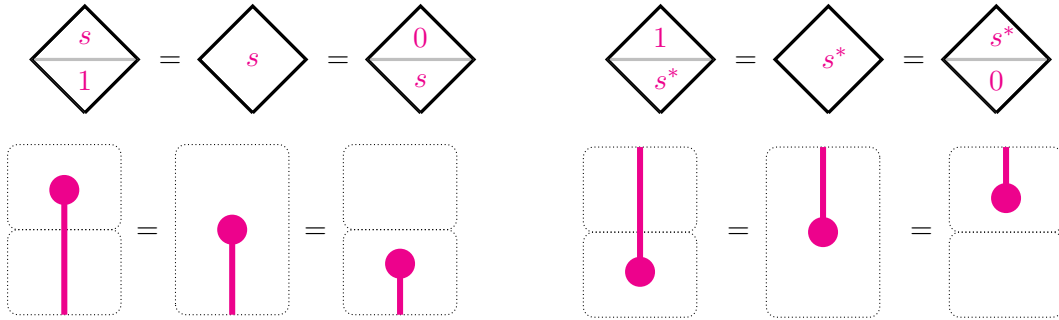


FIGURE 17. The (dual) spot idempotent relations on tableaux.

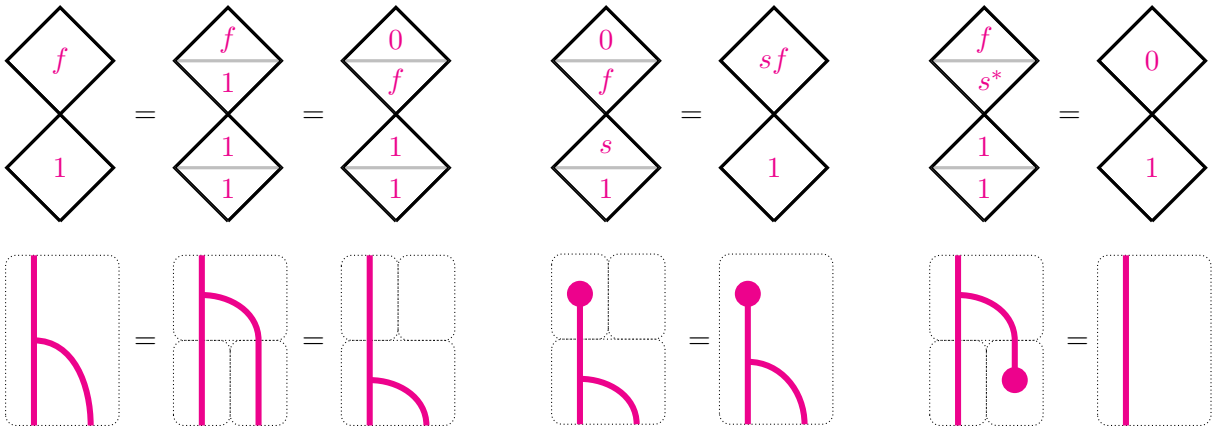


FIGURE 18. A few fork (and fork-spot) relations on tableaux.

Proof. These are all restatements of the relations given in the monoidal presentation of the Hecke category. For example the last one is the dual fork-spot contraction. \square

5.3. Generators for the Hecke category. We are now ready to prove that the algebra $\mathcal{H}_{m,n}$ is generated in degree 0 and 1.

Proposition 5.6. *The algebra $\mathcal{H}_{m,n}$ is generated by the elements*

$$\{D_\mu^\lambda, D_\lambda^\mu \mid \lambda, \mu \in \mathcal{P}_{m,n} \text{ with } \lambda = \mu - P \text{ for some } P \in \text{DRem}(\mu)\} \cup \{D_\mu^\mu = 1_\mu \mid \mu \in \mathcal{P}_{m,n}\}.$$

Proof. It suffices to show that every element D_μ^λ for $\lambda, \mu \in \mathcal{P}_{m,n}$ with (λ, μ) a Dyck pair can be written as a product of these elements. We proceed by induction on $k = \text{deg}(\mu\lambda)$. For $k = 0$ or 1, there is nothing to prove. So assume that $k \geq 2$. We have $\mu \setminus \lambda = \sqcup_{i=1}^k P^i$ where each $P^i \in \text{DRem}(\mu)$. Pick $P \in \{P^i : 1 \leq i \leq k\}$ such that there is no P^i covering P . Then we claim that

$$D_\mu^\lambda = D_{\mu-P}^\lambda D_\mu^{\mu-P}.$$

The result would then follow by induction. To see this, note that the oriented tableau $\mathfrak{t}_{\mu-P}^\lambda$, viewed as a tableau of shape μ as explained in the last subsection is obtained from \mathfrak{t}_μ^λ by setting the orientation of all tiles of P_{sf} to 0. Moreover, if there is some $P^i \neq P$ which does not commute with P , then each of the s -orientations on the tiles of P_{sf}^i (which also belong to P_{sf}) in \mathfrak{t}_μ^λ fall down one tile. Note that by assumption on P , these were labelled by 1 in \mathfrak{t}_μ^λ . Now using the relations given in Figures 17 and 18, we see that $D_{\mu-P}^\lambda D_\mu^{\mu-P} = D_\mu^\lambda$ as required. The dual element $D_\lambda^\mu = (D_\mu^\lambda)^*$ can then be written as the reverse product of the dual degree 1 elements. An example is given in Figure 19. \square

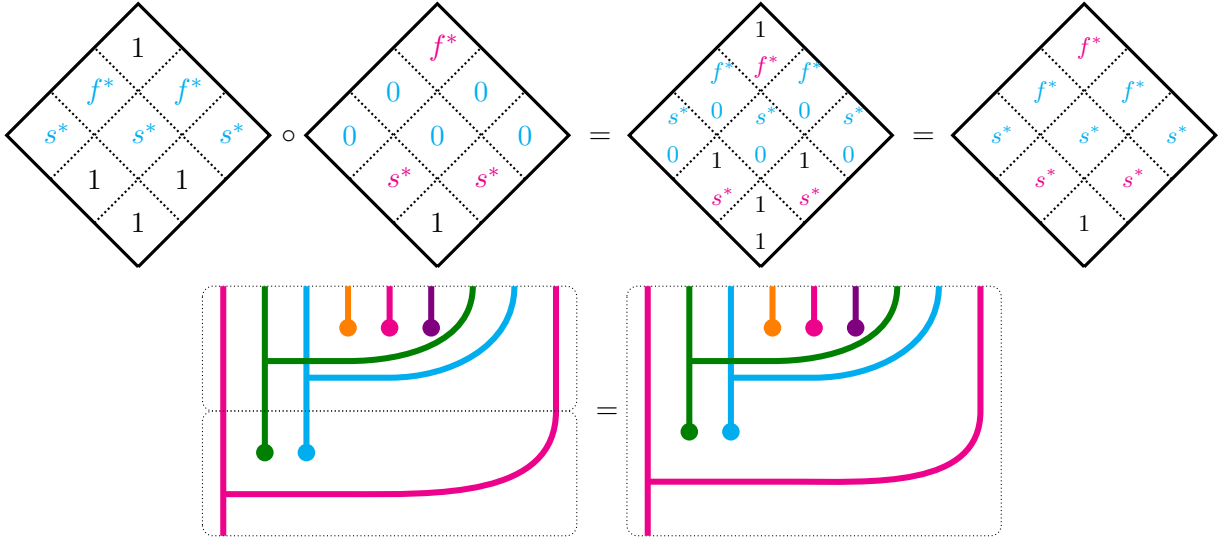


FIGURE 19. A product of non-commuting diagrams on tableaux.

6. DILATION AND CONTRACTION

We now make a slight detour in order to construct dilation maps which allow us to interrelate partitions, weights, Dyck paths as well as Hecke categories and Khovanov arc algebras of different sizes.

Definition 6.1. *For $-m \leq k \leq n$ we define the dilation map $\varphi_k : \mathcal{P}_{m,n} \rightarrow \mathcal{P}_{m+1,n+1}$ on weights by setting $\varphi_k(\lambda)$ for $\lambda \in \mathcal{P}_{m,n}$ to be the weight obtained from λ by moving any label in position $x < k$ to $x - 1$, any label in position $x > k$ to $x + 1$ and labelling the vertices $k - \frac{1}{2}$ and $k + \frac{1}{2}$ by \vee and \wedge respectively.*

The following lemmas follow directly from the definition.

Lemma 6.2. *The map φ_k is injective with image given by the set $\mathcal{P}_{m+1,n+1}^k$ consisting of all partitions with a removable node of content k . We call such partitions contractible at k .*

Lemma 6.3. *Let $\lambda, \mu \in \mathcal{P}_{m,n}$ and let $-m \leq k \leq n$. We have that (λ, μ) is a Dyck pair of degree j if and only if $(\varphi_k(\lambda), \varphi_k(\mu))$ is a Dyck pair of degree j . In particular, if $\lambda = \mu - P$ for some $P \in \text{DRem}(\mu)$ then we have $\varphi_k(\lambda) = \varphi_k(\mu) - Q$ where $Q \in \text{DRem}(\varphi_k(\mu))$ satisfies*

$ Q = P + 2$ and $\underline{\text{cont}}(Q) = \underline{\text{cont}}(P) \cup \{\text{first}(P) - 1, \text{last}(P) + 1\}$	if $k \in \underline{\text{cont}}(P)$,
$ Q = P $ and $\underline{\text{cont}}(Q) = \{l + 1 : l \in \underline{\text{cont}}(P)\}$	if $k < l$ for all $l \in \underline{\text{cont}}(P)$
$ Q = P $ and $\underline{\text{cont}}(Q) = \{l - 1 : l \in \underline{\text{cont}}(P)\}$	if $k > l$ for all $l \in \underline{\text{cont}}(P)$

We write $\varphi_k(P) := Q$.

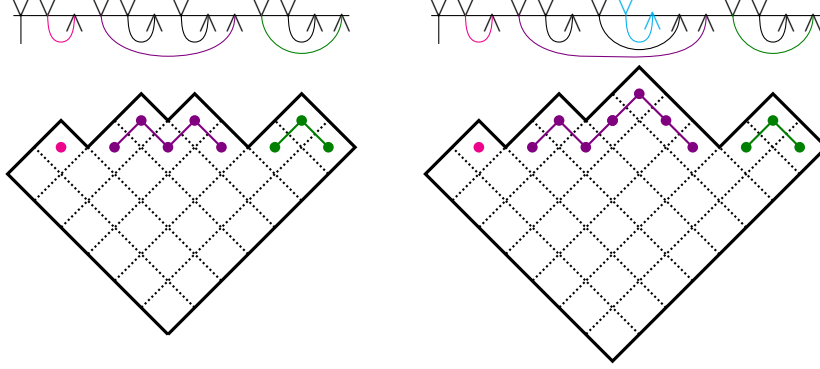


FIGURE 20. The latter partition is obtained from the former by dilation at $k = 1$.

We now extend the dilation map φ_k to dilation homomorphisms for the Hecke categories and the arc algebras. We will use the same notation for all three dilation maps. We start with the Hecke category.

Theorem 6.4. *Let \mathbb{k} be a commutative integral domain and let $i \in \mathbb{k}$ be a square root of -1 . For $-m \leq k \leq n$, we define the map $\varphi_k : \mathcal{H}_{m,n} \rightarrow \mathcal{H}_{m+1,n+1}$ on the generators as follows. For $\lambda, \mu \in \mathcal{P}_{m,n}$ with $\lambda = \mu - P$ for some $P \in \text{DRem}(\mu)$ we have $\varphi_k(1_\mu) = 1_{\varphi_k(\mu)}$, and*

$$\varphi_k(D_\mu^\lambda) = \begin{cases} D_{\varphi_k(\mu)}^{\varphi_k(\lambda)} & \text{if } k \notin \underline{\text{cont}}(P) \\ (-i) \cdot D_{\varphi_k(\mu)}^{\varphi_k(\lambda)} & \text{if } k \in \underline{\text{cont}}(P) \text{ and } k \text{ labels a spot tile in } P_{sf} \\ i \cdot D_{\varphi_k(\mu)}^{\varphi_k(\lambda)} & \text{if } k \in \underline{\text{cont}}(P) \text{ and } k \text{ labels a fork tile in } P_{sf} \end{cases}$$

and $\varphi_k(D_\mu^\lambda) = \varphi_k((D_\mu^\lambda)^*) = (\varphi_k(D_\mu^\lambda))^*$. Then φ_k extends to an injective homomorphism of graded \mathbb{k} -algebras.

Proof. The map φ_k is defined on the monoidal (spot, fork, braid and idempotent) generators of $\mathcal{H}_{m,n}$ in [BDHN, Section 5.3] (note that in that paper we use the notation φ_τ where $\tau = s_k$), where it is proven to be an injective homomorphism of graded \mathbb{k} -algebras. Rewriting this in terms of the generators D_μ^λ and $D_{\varphi_k(\mu)}^{\varphi_k(\lambda)}$ we deduce the result. \square

We now define the dilation homomorphisms for $\mathcal{K}_{m,n}$.

Theorem 6.5. *Let \mathbb{k} be a commutative integral domain. For $-m \leq k \leq n$, the map $\varphi_k : \mathcal{K}_{m,n} \rightarrow \mathcal{K}_{m+1,n+1}$ defined on arc diagrams by*

$$\varphi_k(\underline{\mu} \lambda \bar{\nu}) = \varphi_k(\underline{\mu}) \varphi_k(\lambda) \overline{\varphi_k(\nu)}$$

extends to an injective homomorphism of graded \mathbb{k} -algebras.

Proof. Consider a pair of arc diagrams for which the $k \pm \frac{1}{2}$ vertices form anti-clockwise oriented circles. We can choose to do the surgery procedure so that this is the final step we consider. The anti-clockwise circle acts as an idempotent and so the result follows. \square

These dilation homomorphisms will allow us to prove results by induction. The base cases for the induction will be the following:

Definition 6.6. Let $\lambda, \mu \in \mathcal{P}_{m,n}$ with $\lambda = \mu - P$ for $P \in \text{DRem}(\mu)$. We say that (λ, μ) are incontractible if there does not exist $k \in \mathbb{Z}$ such that $\lambda, \mu \in \mathcal{P}_{m,n}^k$.

Remark 6.7. By definition, it is clear that (λ, μ) are incontractible if and only if $\mu = (c^r)$ is a rectangular partition and $\lambda = (c^{r-1}, c-1)$ so that $b(P) = 1$.

7. THE QUIVER AND RELATIONS FOR $\mathcal{H}_{m,n}$

We now provide a presentation for $\mathcal{H}_{m,n}$ over \mathbb{k} an arbitrary integral domain. Before stating the presentation as a theorem, we first recall (and slightly rephrase) a proposition from [BDHN, Proposition 4.18] and a lemma which will be used in the proof.

Proposition 7.1. [BDHN, Proposition 4.18] Let $\lambda \in \mathcal{P}_{m,n}$, $[r, c] \in \text{Add}(\lambda)$ such that $s_{r-c} = \tau$. Then we have that

$$1_\lambda \otimes \text{bar}(\tau) = \sum_{[x,y]} (-1)^{b\langle x,y \rangle_\lambda} D_{\lambda - \langle x,y \rangle_\lambda}^\lambda D_\lambda^{\lambda - \langle x,y \rangle_\lambda}. \quad (7.1)$$

where the sum is taken over all $[x, y] \in \lambda$ where either $[x, y] = [x, c]$ with $x < r$ or $[x, y] = [r, y]$ with $y < c$, and $\langle x, y \rangle_\lambda \in \text{DRem}(\lambda)$.

Proof. Given $\lambda \in \mathcal{P}_{m,n}$, $[x, y] \in \lambda$ such that $t_\lambda([x, y]) = k$ and $\sigma = s_{x-y}$, we set

$$\text{gap}(t_\lambda - [x, y]) = 1_{t_\lambda \downarrow \{1, \dots, k-1\}} \otimes \text{spot}_\emptyset^\sigma \text{spot}_\sigma^\emptyset \otimes 1_{t_\lambda \downarrow \{k+1, \dots, \ell(\lambda)\}}.$$

It was shown in [BDHN, Proposition 4.18] that

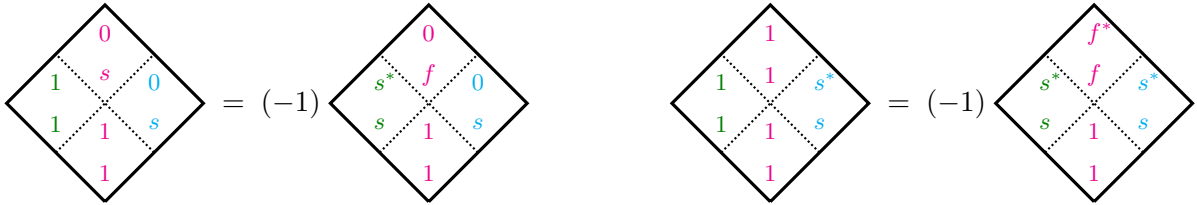
$$1_\lambda \otimes \text{bar}(\tau) = - \sum_{[x,y]} \text{gap}(t_\lambda - [x, y]) \quad (7.2)$$

where the sum is taken over all $[x, y] \in \lambda$ where either $[x, y] = [x, c]$ with $x < r$ or $[x, y] = [r, y]$ with $y < c$. For each term in the sum, we now apply $b\langle x, y \rangle_\lambda - 1$ times the null-braid relation to get

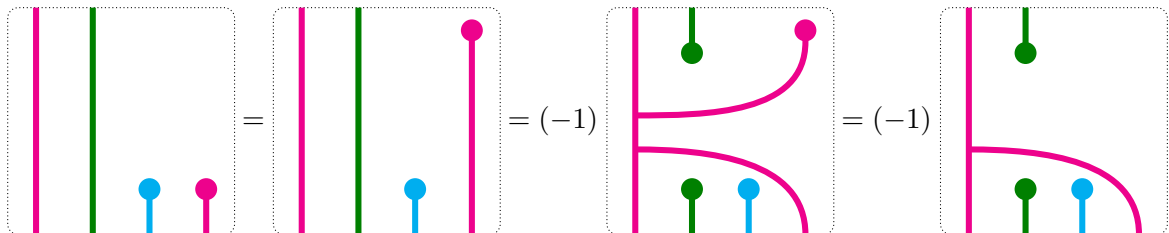
$$\text{gap}(t_\lambda - [x, y]) = (-1)^{b\langle x,y \rangle_\lambda - 1} D_{\lambda - \langle x,y \rangle_\lambda}^\lambda D_\lambda^{\lambda - \langle x,y \rangle_\lambda}.$$

If $\langle x, y \rangle_\lambda \in \text{DRem}(\lambda)$, then this is a basis element and we are done. If $\langle x, y \rangle_\lambda \notin \text{DRem}(\lambda)$, write $\langle x, y \rangle_\lambda = [x_1, y_1], \dots, [x_s, y_s]$. Then we have either $[x_1, y_1 + 1] \in \lambda$ and $[x_1 - 1, y_1 + 1] \notin \lambda$, or $[x_s + 1, y_s] \in \lambda$ and $[x_s + 1, y_s - 1] \notin \lambda$. In both cases, we can apply the cyclotomic relations to deduce that the correspondent element in the sum is zero. \square

Lemma 7.2. The following relations hold.



Proof. The first equation follows by applying the null braid relation followed by the fork-spot contraction as follows:



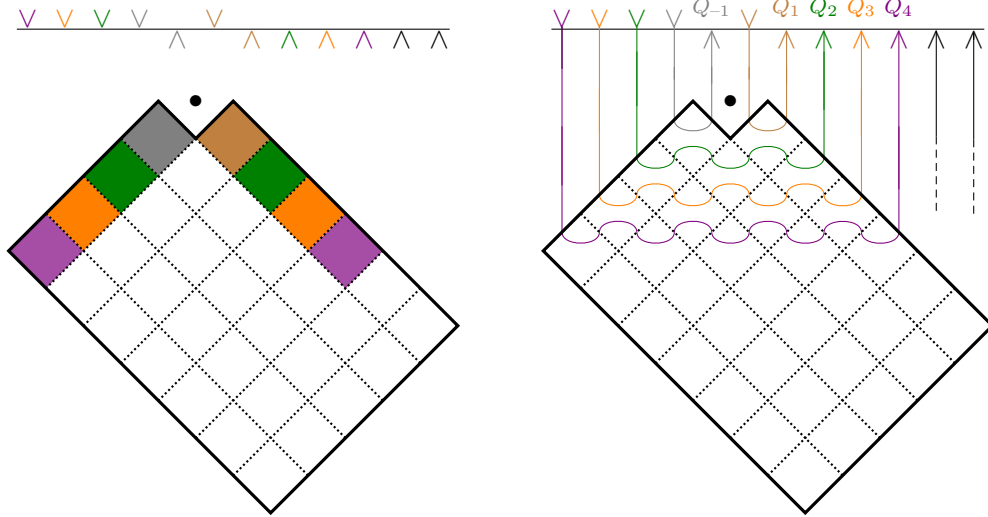
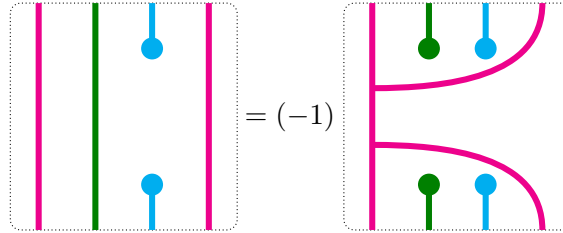


FIGURE 21. On the left we picture the boxes involved in relation in equation (7.1) for $\mu = (7^5)$ and $b(P) = 1$. On the right we depict the Dyck paths generated by these boxes — this is how we will rephrase the dilated version of equation (7.1) as the “self-dual relation” in Theorem 7.3 below. The Dyck paths Q_{-1}, Q_1 are adjacent to P (where P is pictured as a dot) Q_2, Q_3, Q_4 highlighted so their colours correspond to the boxes in the left picture.

(where the first equality is merely a trivial isotopy). The second equation is obtained by simply applying the null braid relation as follows:



as required. □

Theorem 7.3. *The algebra $\mathcal{H}_{m,n}$ is the associative \mathbb{k} -algebra generated by the elements*

$$\{D_\mu^\lambda, D_\lambda^\mu \mid \lambda, \mu \in \mathcal{P}_{m,n} \text{ with } \lambda = \mu - P \text{ for some } P \in \text{DRem}(\mu)\} \cup \{1_\mu \mid \mu \in \mathcal{P}_{m,n}\} \quad (7.3)$$

subject to the following relations and their duals.

The idempotent relations: *For all $\lambda, \mu \in \mathcal{P}_{m,n}$, we have that*

$$1_\mu 1_\lambda = \delta_{\lambda,\mu} 1_\lambda \quad 1_\lambda D_\mu^\lambda 1_\mu = D_\mu^\lambda. \quad (7.4)$$

The self-dual relation: *Let $P \in \text{DRem}(\mu)$ and $\lambda = \mu - P$. Then we have*

$$D_\mu^\lambda D_\lambda^\mu = (-1)^{b(P)-1} \left(2 \sum_{\substack{Q \in \text{DRem}(\lambda) \\ P \prec Q}} (-1)^{b(Q)} D_{\lambda-Q}^\lambda D_\lambda^{\lambda-Q} + \sum_{\substack{Q \in \text{DRem}(\lambda) \\ Q \text{ adj. } P}} (-1)^{b(Q)} D_{\lambda-Q}^\lambda D_\lambda^{\lambda-Q} \right) \quad (7.5)$$

where we abbreviate “adjacent to” simply as “adj.”

The commuting relations: *Let $P, Q \in \text{DRem}(\mu)$ which commute. Then we have*

$$D_{\mu-P}^{\mu-P-Q} D_\mu^{\mu-P} = D_{\mu-Q}^{\mu-P-Q} D_\mu^{\mu-Q} \quad D_\mu^{\mu-P} D_{\mu-Q}^\mu = D_{\mu-P-Q}^{\mu-P} D_{\mu-Q}^{\mu-P-Q}. \quad (7.6)$$

The non-commuting relation: Let $P, Q \in \text{DRem}(\mu)$ with $P \prec Q$ which do not commute. Then $Q \setminus P = Q^1 \sqcup Q^2$ where $Q^1, Q^2 \in \text{DRem}(\mu - P)$ and we have

$$D_{\mu}^{\mu-Q} D_{\mu-P}^{\mu} = D_{\mu-P-Q^1}^{\mu-Q} D_{\mu-P}^{\mu-P-Q^1} = D_{\mu-P-Q^2}^{\mu-Q} D_{\mu-P}^{\mu-P-Q^2} \quad (7.7)$$

The adjacent relation: Let $P \in \text{DRem}(\mu)$ and $Q \in \text{DRem}(\mu - P)$ be adjacent. Denote by $\langle P \cup Q \rangle_{\mu}$, if it exists, the smallest removable Dyck path of μ containing $P \cup Q$. Then we have

$$D_{\mu-P}^{\mu-P-Q} D_{\mu}^{\mu-P} = \begin{cases} (-1)^{b(\langle P \cup Q \rangle_{\mu}) - b(Q)} D_{\mu - \langle P \cup Q \rangle_{\mu}}^{\mu-P-Q} D_{\mu}^{\mu - \langle P \cup Q \rangle_{\mu}} & \text{if } \langle P \cup Q \rangle_{\mu} \text{ exists} \\ 0 & \text{otherwise} \end{cases} \quad (7.8)$$

Example 7.4. We have already seen examples of the “commuting relations” in Figure 16; of the “non-commuting relations” in Figure 19; the “adjacent relation” in Lemma 7.2; the “idempotent relations” are what one would expect; the combinatorics of the “self-dual relation” is pictured in Proposition 7.1 and Figure 21.

Proof. By Proposition 5.6 it is enough to check that (7.4) to (7.8) are a complete list of relations. We first prove that all these relations do hold. The idempotent relations are immediate. We now proceed to check the other relations.

Proof of the self-dual relation. First consider the case where $b(P) = 1$. This is (up to commutation) exactly the case covered in Proposition 7.1. We just need to note that $\langle r-1, c \rangle_{\lambda}$ and $\langle r, c-1 \rangle_{\lambda}$ give Dyck paths adjacent to P and that $Q = \langle r-j, c \rangle_{\lambda} = \langle r, c-j \rangle_{\lambda}$ (for $j \geq 2$) give two identical Dyck paths satisfying $P \prec Q$.

Now if $b(P) \geq 2$ then we can find k such that $(\lambda, \mu) = (\varphi_k(\lambda'), \varphi_k(\mu'))$ where $\lambda' = \mu' - P'$ with $b(P') = b(P) - 1$ and $k \in \underline{\text{cont}}(P')$. Now using induction and applying the dilation homomorphism we get

$$\begin{aligned} -D_{\mu}^{\lambda} D_{\lambda}^{\mu} &= (-1)^{b(P')-1} \left(2 \sum_{\substack{Q' \in \text{DRem}(\lambda') \\ P' \prec Q'}} (-1)^{b(Q')} (-1) D_{\varphi_k(\lambda' - Q')}^{\varphi_k(\lambda')} D_{\varphi_k(\lambda')}^{\varphi_k(\lambda' - Q')} \right. \\ &\quad \left. + \sum_{\substack{Q' \in \text{DRem}(\lambda') \\ Q' \text{ adjacent to } P'}} (-1)^{b(Q')} D_{\varphi_k(\lambda' - Q')}^{\varphi_k(\lambda')} D_{\varphi_k(\lambda)}^{\varphi_k(\lambda' - Q')} \right). \end{aligned}$$

(Note that the (-1) in the first summand comes from the fact that $k \in \underline{\text{cont}}(Q')$ whereas this is not the case for the terms in the second summand). Now we have $\varphi_k(\lambda' - Q') = \lambda - Q$ for some $Q \in \text{DRem}(\lambda)$. Moreover, φ_k gives bijections between all Q' s satisfying $P' \prec Q'$ and all Q s satisfying $P \prec Q$, and between all Q' s adjacent to P' and all Q s adjacent to P . Finally, noting that $b(P) = b(P') + 1$, $b(Q) = b(Q') + 1$ if $P' \prec Q'$ and $b(Q) = b(Q')$ if Q' adjacent to P' gives the required relation.

Proof of the commuting relations. The fact that P and Q commute is equivalent to $P_{sf} \cap Q_{sf} = \emptyset$. Now these relations follow directly by applying the spot idempotent and fork idempotent relations illustrated in Figures 17 and 18. (An example is depicted in Figure 16.)

Proof of the non-commuting relations. First consider the case where $b(P) = 1$ and $b(Q) = 2$ then we have $Q \setminus P = Q^1 \sqcup Q^2$ with $|Q^1| = |Q^2| = 1$. Visualising the product of basis elements on the partition μ we have that the only non-trivial part is given in Figure 22, simply by applying the spot-fork relation (as in Figure 18). This proves the result in this case.

Now if $b(P) \geq 2$ or $b(Q) \geq 3$ then we can find k , such that $(\mu, \mu - P, \mu - Q, \mu - P - Q^1, \mu - P - Q^2) = (\varphi_k(\mu'), \varphi_k(\mu' - P'), \varphi_k(\mu' - Q'), \varphi_k(\mu' - P' - Q'^1), \varphi_k(\mu' - P' - Q'^2))$ such that $k \in \underline{\text{cont}}(P') \sqcup \underline{\text{cont}}(Q'^1) \sqcup \underline{\text{cont}}(Q'^2)$. Now we can use induction and apply the dilation homomorphism. Noting that spot (respectively fork) tiles in P_{sf} correspond to fork (respectively

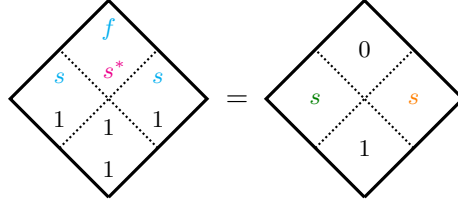


FIGURE 22. The non-commuting relations with $b(P) = 1$ and $b(Q) = 2$ on the left. On the right we picture Q^1 and Q^2 . The equality follows by the spot-fork relation (as in Figure 18).

spot) tiles in Q_{sf} , gives the required relation. (The example in Figure 19 is obtained by dilating the example in Figure 22 at $k = 0$.)

Proof of the adjacent relation. First assume that $b(P) = b(Q) = 1$. Say $Q = [r, c]$ then we have $\langle P \cup Q \rangle_\mu = \langle r, c \rangle_\mu$. Now applying Lemma 7.2 (i) once followed by $b(\langle r, c \rangle_\mu) - 2$ times Lemma 7.2 (ii), we obtain

$$D_{\mu-P}^{\mu-P-Q} D_\mu^{\mu-P} = (-1)^{b(\langle r, c \rangle_\mu) - 1} D_{\mu-\langle r, c \rangle_\mu}^{\mu-P-Q} D_\mu^{\mu-\langle r, c \rangle_\mu}$$

Now if $\langle r, c \rangle_\mu \notin \text{DRem}(\mu)$ then this is equal to zero by the cyclotomic relations, giving the results. An example of this case is provided in Figure 23. Now if $b(P) \geq 2$ or $b(Q) \geq 2$ then we can find k such that $(\mu, \mu - P, \mu - P - Q, \mu - \langle P \cup Q \rangle_\mu) = (\varphi_k(\mu'), \varphi_k(\mu' - P'), \varphi_k(\mu' - P' - Q'), \varphi_k(\mu' - \langle P' \cup Q' \rangle'_\mu))$ with either $k \in \text{cont}(P')$ or $k \in \text{cont}(Q')$ but not both. In the first case, using induction and the dilation homomorphism we have

$$(\pm i) D_{\mu-P}^{\mu-P-Q} D_\mu^{\mu-P} = (-1)^{b(\langle P' \cup Q' \rangle'_\mu) - b(Q')} (\mp i) D_{\mu-\langle r, c \rangle_\mu}^{\mu-P-Q} D_\mu^{\mu-\langle r, c \rangle_\mu}.$$

Noting that $b(\langle P \cup Q \rangle_\mu) = b(\langle P' \cup Q' \rangle'_\mu) + 1$ and $b(Q) = b(Q')$ gives the result. In the second case, using induction and the dilation homomorphism we have

$$(\pm i) D_{\mu-P}^{\mu-P-Q} D_\mu^{\mu-P} = (-1)^{b(\langle P' \cup Q' \rangle'_\mu) - b(Q')} (\pm i) D_{\mu-\langle r, c \rangle_\mu}^{\mu-P-Q} D_\mu^{\mu-\langle r, c \rangle_\mu}.$$

Noting that $b(\langle P \cup Q \rangle_\mu) = b(\langle P' \cup Q' \rangle'_\mu) + 1$ and $b(Q) = b(Q') + 1$ gives the result.

It remains to show that these form a complete list of relations.

Completeness of relations. It is enough to show that, using (7.4)–(7.8) and their duals, we can rewrite any product of k degree 1 generators as a linear combination of light leaves basis elements. We proceed by induction on k . For $k = 1$ there is nothing to prove. For $k = 2$, note that (7.4)–(7.8) and their duals cover precisely all possible (non-zero) product of two degree 1 generators and rewrite these as linear combinations of basis elements. Now, assume that the result holds for k and consider a product of $k + 1$ generators. By induction, it is enough to consider a product of the form

$$D_\lambda^\mu D_\nu^\lambda D_{\nu \pm P}^\nu$$

where $D_\lambda^\mu D_\nu^\lambda$ is a basis element of degree k and P is a Dyck path. To show that this product can be rewritten as a linear combination of basis elements, we will additionally use induction on $\ell(\lambda) + \ell(\nu)$. If $\ell(\lambda) + \ell(\nu) = 0$ then $\lambda = \nu = \emptyset$, $\nu + P = (1)$ and we have, using (7.4),

$$D_\emptyset^\mu D_\emptyset^\emptyset D_{(1)}^\emptyset = D_\emptyset^\mu D_{(1)}^\emptyset$$

which is a basis element. Now assume that $\ell(\lambda) + \ell(\nu) \geq 1$. If $\lambda \neq \nu$ then we can write

$$D_\nu^\lambda = D_{\nu-Q}^\lambda D_\nu^{\nu-Q}$$

for some $Q \in \text{DRem}(\nu)$. Now using (7.4)–(7.8) we can write

$$D_\nu^{\nu-Q} D_{\nu \pm P}^\nu = \sum_{\nu'} c_{\nu'} D_{\nu'}^{\nu-Q} D_{\nu \pm P}^{\nu'}$$

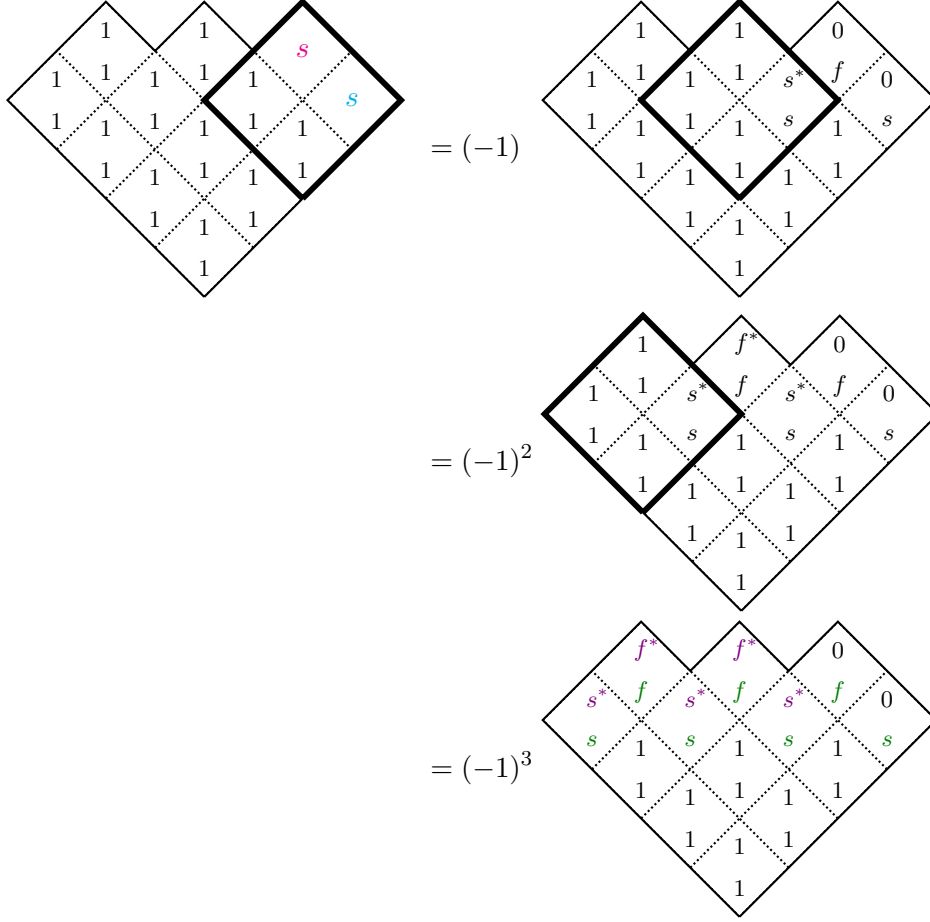


FIGURE 23. Rewriting the top left diagram, $D_{\mu-P}^{\mu-P-Q} D_{\mu}^{\mu-P}$, as the bottom diagram, $(-1)^{\langle P \cup Q \rangle_{\mu}-1} D_{\mu-\langle P \cup Q \rangle_{\mu}}^{\mu-P-Q} D_{\mu}^{\mu-\langle P \cup Q \rangle_{\mu}}$.

for some $c_{\nu'} \in \mathbb{k}$ where $\ell(\nu') \leq \ell(\nu - Q) < \ell(\nu)$. Now we have

$$\begin{aligned}
 D_{\lambda}^{\mu} D_{\nu}^{\lambda} D_{\nu \pm P}^{\nu} &= D_{\lambda}^{\mu} D_{\nu-Q}^{\lambda} D_{\nu}^{\nu-Q} D_{\nu \pm P}^{\nu} \\
 &= \sum_{\nu'} c_{\nu'} (D_{\lambda}^{\mu} D_{\nu-Q}^{\lambda} D_{\nu'}^{\nu-Q}) D_{\nu \pm P}^{\nu'} \\
 &= \sum_{\nu', \lambda'} d_{\nu', \lambda'} D_{\lambda'}^{\mu} D_{\nu'}^{\lambda'} D_{\nu \pm P}^{\nu'}.
 \end{aligned}$$

by induction, and $\ell(\lambda') + \ell(\nu') < \ell(\lambda) + \ell(\nu)$ so we're done. It remains to consider the case where $\lambda = \nu$. Here we must have $\mu \neq \lambda$. First observe that

$$D_{\lambda}^{\mu} D_{\lambda}^{\lambda} D_{\lambda+P}^{\lambda} = D_{\lambda}^{\mu} D_{\lambda+P}^{\lambda}$$

by (7.4) and this is a basis element. The last case to consider is

$$D_{\lambda}^{\mu} D_{\lambda}^{\lambda} D_{\lambda-P}^{\lambda} = D_{\lambda}^{\mu} D_{\lambda-P}^{\lambda}.$$

As $\mu \neq \lambda$ we have $D_{\lambda}^{\mu} = D_{\lambda+Q}^{\mu} D_{\lambda}^{\lambda+Q}$, for some $Q \in \text{DAdd}(\lambda)$ and so

$$D_{\lambda}^{\mu} D_{\lambda}^{\lambda} D_{\lambda+P}^{\lambda} = D_{\lambda+Q}^{\mu} D_{\lambda}^{\lambda+Q} D_{\lambda-P}^{\lambda}.$$

Now, using (7.4)–(7.8) we have

$$D_{\lambda}^{\lambda+Q} D_{\lambda-P}^{\lambda} = \sum_{\nu'} c_{\nu'} D_{\nu'}^{\lambda+Q} D_{\lambda-P}^{\nu'}$$

with $\ell(\nu') \leq \ell(\lambda - P) < \ell(\lambda)$ and so

$$\begin{aligned} D_{\lambda+Q}^\mu D_\lambda^{\lambda+Q} D_{\lambda-P}^\lambda &= \sum_{\nu'} c_{\nu'} (D_{\lambda+Q}^\mu D_{\nu'}^{\lambda+Q}) D_{\lambda-P}^{\nu'} \\ &= \sum_{\lambda', \nu'} d_{\lambda', \nu'} D_{\lambda'}^\mu D_{\nu'}^{\lambda'} D_{\lambda-P}^{\nu'} \end{aligned}$$

using induction as $\deg D_{\lambda+Q}^\mu D_{\nu'}^{\lambda+Q} = k$, with $\ell(\nu') \leq \ell(\lambda - P) < \ell(\lambda)$. Now as $\ell(\lambda') + \ell(\nu') < \ell(\lambda) + \ell(\nu)$, we're done by induction. \square

7.1. Recasting the Dyck presentation as a quiver and relations. Gabriel proved that every basic algebra is isomorphic to the path algebra of its Ext-quiver modulo relations. We now go through the formal procedure of recasting the Dyck presentation in this language.

Definition 7.5. We define the Dyck quiver $\mathcal{D}_{m,n}$ with vertex set $\{E_\lambda \mid \lambda \in \mathcal{P}_{m,n}\}$ and arrows $d_\mu^\lambda : \lambda \rightarrow \mu$ and $d_\lambda^\mu : \mu \rightarrow \lambda$ for every $\lambda = \mu - P$ with $P \in \text{DRem}(\mu)$.

An example is depicted in Figure 24.

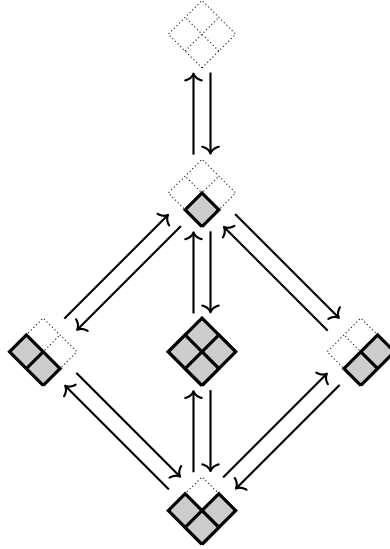


FIGURE 24. The quiver $\mathcal{D}_{2,2}$.

Proposition 7.6. The map

$$E_\mu \mapsto 1_\mu \quad d_\mu^\lambda \mapsto D_\mu^\lambda$$

defines an algebra homomorphism from the path algebra of the Dyck quiver $\mathcal{D}_{m,n}$ to $\mathcal{H}_{m,n}$. Thus, the algebra $\mathcal{H}_{m,n}$ is isomorphic to the quotient of the path algebra of the Dyck quiver $\mathcal{D}_{m,n}$ by the quadratic relations given in (7.4)–(7.8) (where we replace all D_μ^λ 's with d_μ^λ 's).

Proof. This follows directly from Theorem 7.3. \square

Example 7.7. Continuing with Figure 24 we have that the algebra $\mathcal{H}_{2,2}$ is the path algebra of the quiver $\mathcal{D}_{2,2}$ modulo the following relations and their duals

$$d_{(1)}^\emptyset d_{(2)}^{(1)} = 0 = d_{(1)}^\emptyset d_{(1^2)}^{(1)} \quad d_{(2)}^{(1)} d_{(2,1)}^{(2)} = d_{(2^2)}^{(1)} d_{(2,1)}^{(2)} = d_{(1^2)}^{(1)} d_{(2,1)}^{(1^2)} \quad d_\lambda^{(1)} d_{(1)}^\lambda = -d_\emptyset^{(1)} d_{(1)}^\emptyset \quad (7.9)$$

for $\lambda = (2), (1^2)$ or (2^2) ,

$$d_{(2^2)}^{(2,1)} d_{(2,1)}^{(2^2)} = -d_{(2)}^{(2,1)} d_{(2,1)}^{(2)} - d_{(1^2)}^{(2,1)} d_{(2,1)}^{(1^2)} \quad (7.10)$$

and for any pair $\nu < \mu$ not of the above form, we have that

$$d_\mu^\nu d_\nu^\mu = 0. \quad (7.11)$$

Example 7.8. *Apart from the categories of this paper, the only Hecke categories whose quiver and relations were understood were those corresponding to Weyl groups of ranks 2 and 3 [Str03] and those bi-serial algebras corresponding to $(W, P) = (S_n, S_{n-1})$, which we now describe. In this case, the quiver is depicted in Figure 25.*

$$\emptyset \begin{array}{c} \longleftarrow \\ \longrightarrow \end{array} (1) \begin{array}{c} \longleftarrow \\ \longrightarrow \end{array} (2) \begin{array}{c} \cdots \\ \cdots \end{array} \dots \begin{array}{c} \cdots \\ \cdots \end{array} (n)$$

FIGURE 25. The quiver $\mathcal{D}_{n,1}$.

We have that the algebra $\mathcal{H}_{n,1}$ is the path algebra of the quiver $\mathcal{D}_{n,1}$ modulo the following relations and their duals

$$d_{(k+1)}^{(k)} d_{(k)}^{(k+1)} = d_{(k-1)}^{(k)} d_{(k)}^{(k-1)} \quad d_{(k\pm 1)}^{(k)} d_{(k\pm 2)}^{(k\pm 1)} = 0$$

for $1 \leq k < n$. The projective modules are all uni-serial or biserial and their structure is encoded in the Alperin diagrams in Figure 26.

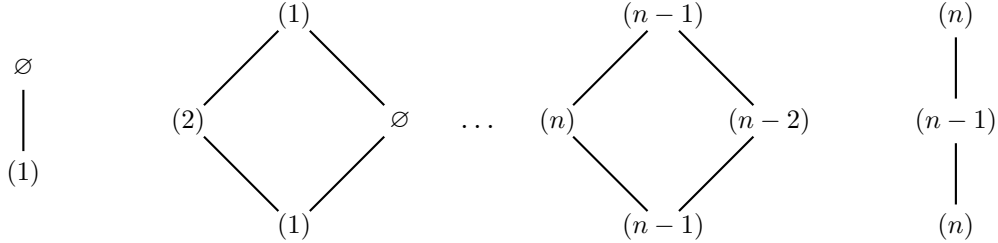


FIGURE 26. The Alperin diagrams of projective modules for $\mathcal{H}_{n,1}$.

8. SUBMODULE STRUCTURE OF STANDARD MODULES

For this section, we assume that \mathbb{k} is a field. As noted in Theorem 5.4, the algebra $\mathcal{H}_{m,n}$ is a basic (positively) graded quasi-hereditary algebra with graded cellular basis given by

$$\{D_\lambda^\mu D_\nu^\lambda : \text{for all Dyck pairs } (\lambda, \mu), (\lambda, \nu) \text{ with } \lambda, \mu, \nu \in \mathcal{P}_{m,n}\}.$$

For $\lambda \in \mathcal{P}_{m,n}$, write $\mathcal{H}_{m,n}^{\leq \lambda} = \text{span}\{D_\alpha^\mu D_\lambda^\alpha : \alpha, \mu \in \mathcal{P}_{m,n}, \alpha \leq \lambda\}$ and $\mathcal{H}_{m,n}^{< \lambda} = \text{span}\{D_\alpha^\mu D_\lambda^\alpha : \alpha, \mu \in \mathcal{P}_{m,n}, \alpha < \lambda\}$. Setting

$$\text{DP}(\lambda) := \{\mu \in \mathcal{P}_{m,n} : (\lambda, \mu) \text{ is a Dyck pair}\},$$

the (left) standard module $\Delta_{m,n}(\lambda) = \mathcal{H}_{m,n}^{\leq \lambda} / \mathcal{H}_{m,n}^{< \lambda}$ has a basis given by

$$\{u_\mu := D_\lambda^\mu + \mathcal{H}_{m,n}^{< \lambda} : \mu \in \text{DP}(\lambda)\}.$$

Each u_μ generates a submodule of $\Delta_{m,n}(\lambda)$ with a 1-dimensional simple head, which we denote by $L_{m,n}(\mu)$.

In this section, we describe the full submodule structure of the standard modules. As $\mathcal{H}_{m,n}$ is positively graded, the grading provides a submodule filtration of $\Delta_{m,n}(\lambda)$. Decompose $\text{DP}(\lambda)$ as

$$\text{DP}(\lambda) = \bigsqcup_{k \geq 0} \text{DP}_k(\lambda) \quad \text{where} \quad \text{DP}_k(\lambda) = \{\mu \in \text{DP}(\lambda) : \deg(\lambda, \mu) = k\}.$$

Note further, that the algebra $\mathcal{H}_{m,n}$ is generated in degree 1. This implies that, in order to describe the full submodule structure, it is enough to find, for each $\mu \in \text{DP}_k(\lambda)$, the set of all $\nu \in \text{DP}_{k+1}(\lambda)$ such that

$$u_\nu = c D_\mu^\nu u_\mu$$

for some $c \in \mathbb{k}$ and $\nu = \mu \pm P$ for some $P \in \text{DAdd}(\mu)$ or $P \in \text{DRem}(\mu)$ respectively. Thus, the condition that $\nu = \mu \pm P$ for some $P \in \text{DRem}(\mu)$ or $P \in \text{DAdd}(\mu)$ respectively is certainly a

necessary condition for the existence of an extension between $L_{m,n}(\mu)$ and $L_{m,n}(\nu)$ in $\Delta_{m,n}(\lambda)$. We claim that it is also sufficient. Assume $\mu \setminus \lambda = \sqcup_i Q^i$. For $P \in \text{DAdd}(\mu)$, note that $(\lambda, \mu + P)$ is a Dyck pair if and only if P is not adjacent to any Q^i and so in this case $(\mu + P) \setminus \lambda = \sqcup_i Q^i \sqcup P$ is the Dyck tiling and we have

$$D_\mu^{\mu+P} D_\lambda^\mu = D_\lambda^{\mu+P}$$

by the definition of the light leaves basis. For $P \in \text{DRem}(\mu)$, the only way to have $\deg(\lambda, \mu - P) = \deg(\lambda, \mu) + 1$ is if $P \notin \{Q^i\}$ and there exists some $Q \in \{Q^i\}$ such that $P \prec Q$ do not commute. In this case we have $Q \setminus P = R \sqcup S$ for some $R, S \in \text{DRem}(\mu - P)$. We prove by induction on $\deg(\lambda, \mu)$ that $D_\mu^{\mu-P} D_\lambda^\mu = D_\lambda^{\mu-P}$. If $\deg(\lambda, \mu) = 1$ then $\mu - Q = \lambda$ and the non-commuting relation gives

$$D_\mu^{\mu-P} D_\lambda^\mu = D_{\mu-P-R}^{\mu-P} D_{\mu-Q}^{\mu-P-R} = D_\lambda^{\mu-P}$$

as required.

Now assume that $\deg(\lambda, \mu) \geq 2$. Suppose $Q \not\prec Q'$ for $Q' \in \{Q^i\}$. Then we can write $D_\lambda^\mu = D_{\mu-Q}^\mu D_\lambda^{\mu-Q}$ and we have

$$D_\mu^{\mu-P} D_\lambda^\mu = D_\mu^{\mu-P} D_{\mu-Q}^\mu D_\lambda^{\mu-Q} = D_{\mu-P-R}^{\mu-P} D_{\mu-Q}^{\mu-P-R} D_\lambda^{\mu-Q} = D_\lambda^{\mu-P}$$

by the non-commuting relations and the definition of the light leaves basis. Otherwise, we have that $D_\lambda^\mu = D_{\mu-Q'}^\mu D_\lambda^{\mu-Q'}$ for some Q' commuting with P . Then we have

$$D_\mu^{\mu-P} D_\lambda^\mu = D_\mu^{\mu-P} D_{\mu-Q'}^\mu D_\lambda^{\mu-Q'} = D_{\mu-P-Q'}^{\mu-P} D_{\mu-Q'}^{\mu-P-Q'} D_\lambda^{\mu-Q'} = D_{\mu-P-Q'}^{\mu-P} D_\lambda^{\mu-P-Q'} = D_\lambda^{\mu-P}$$

where the second equality follows from the commuting relation, the third one follows by induction (as $\deg(\lambda, \mu - Q') = \deg(\lambda, \mu) - 1$), and the final equality follows by the definition of the light leaves basis.

Remark 8.1. We set $k_\lambda = \max\{k \geq 0 \mid \text{DP}_k(\lambda) \neq \emptyset\}$. Then it is easy to check that $\text{DP}_{k_\lambda}(\lambda)$ consists of a single element μ_λ . To construct the cup diagram of μ_λ , start with the weight λ and apply the following two steps:

(1) repeatedly find a pair of vertices labeled $\wedge \vee$ in order from left to right that are neighbours in the sense that there are only vertices already joined by cups in between. Join these new vertices together with a cup. Then repeat the process until there are no more such $\wedge \vee$ pairs.

We are left with a sequences of \vee 's followed by a sequences of \wedge 's.

(2) Join these using concentric anti-clockwise cups. We are left with either a sequence of \wedge 's or a sequence of \vee 's. Draw vertical rays on these.

Suppose $\mu_\lambda \setminus \lambda = \sqcup_i Q^i$. Note that μ_λ is characterised by the following two properties:

- (1) There is no $P \in \text{DAdd}(\mu_\lambda)$ such that $P \sqcup (\sqcup_i Q^i)$ is a Dyck tiling of $(\mu_\lambda + P) \setminus \lambda$.
- (2) If $P \in \{Q^i\}$ and $Q \prec P$ then $Q \in \{Q^i\}$.

This implies, in particular, that if $\mu \in \text{DP}_k(\lambda)$ for $k < k_\lambda$, then either (1) or (2) above fails and we have seen that in each case we can find some $h \in \mathcal{H}_{m,n}$ and $\nu \in \text{DP}_{k+1}(\lambda)$ such that $u_\nu = hu_\mu$. Thus the radical and socle filtration of $\Delta_{m,n}(\lambda)$ coincide with its grading filtration and the socle of $\Delta_{m,n}(\lambda)$ is given by $L_{m,n}(\mu_\lambda)$. We have proved the following:

Theorem 8.2. Let $\lambda \in \mathcal{P}_{m,n}$. The Alperin diagram of the standard module $\Delta_{m,n}(\lambda)$ has vertex set labelled by the set $\{L_{m,n}(\mu) : \mu \in \text{DP}(\lambda)\}$ and edges

$$L_{m,n}(\mu) \longrightarrow L_{m,n}(\nu)$$

whenever $\mu \in \text{DP}_k(\lambda)$, $\nu \in \text{DP}_{k+1}(\lambda)$ for some $k \geq 0$ and $\nu = \mu \pm P$ for some $P \in \text{DAdd}(\mu)$ or $P \in \text{DRem}(\mu)$ respectively. Moreover, the radical and socle filtration both coincide with the grading filtration and $\Delta_{m,n}(\lambda)$ has simple socle isomorphic to $L_{m,n}(\mu_\lambda)$ (where μ_λ is described in Remark 8.1).

An example is provided in Figure 27.

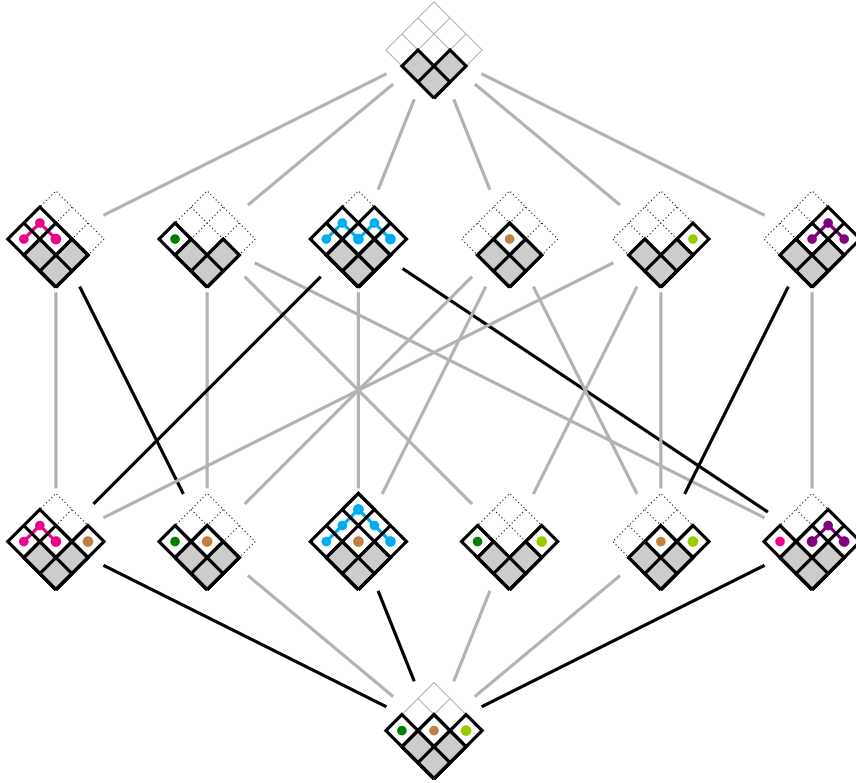


FIGURE 27. The Alperin diagram for the standard module $\Delta_{3,3}(2,1)$. We use grey lines to indicate pairs obtained by adding a Dyck path and black lines to indicate the pairs obtained by removing a Dyck path.

9. THE ISOMORPHISM BETWEEN HECKE CATEGORIES AND KHOVANOV ARC ALGEBRAS

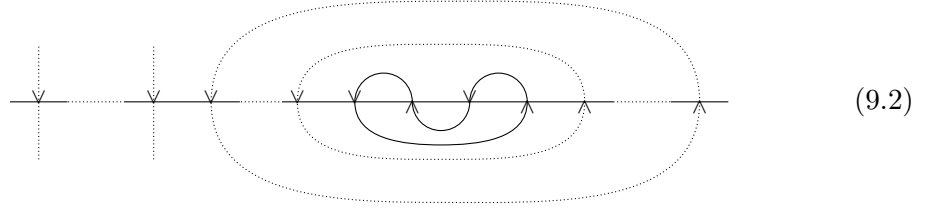
We now utilise our newfound presentations in order to prove that the Khovanov arc algebras and Hecke categories are isomorphic as \mathbb{Z} -graded \mathbb{k} -algebras for \mathbb{k} any commutative integral domain containing a square root of -1 .

9.1. Signs and the statement of the isomorphism. For the purpose of defining our isomorphism, we will wish to consider all degree 1 diagrams in the Khovanov arc algebra. Using the dilation homomorphism of section 6, we are often able to restrict our attention to diagrams which are incontractible. which by Remark 6.7 are of the form $\underline{\mu\lambda\bar{\lambda}}$ (or its dual) for μ a rectangle and $\lambda = \mu - P$ with $b(P) = 1$. The following lemma is immediate by construction of the arc diagrams.

Lemma 9.1. *The diagrams $\underline{\mu\lambda\bar{\lambda}}$ for $(\mu, \lambda) = ((1), \emptyset)$, $(\mu, \lambda) = ((c), (c - 1))$ and $(\mu, \lambda) = ((1^r), (1^{r-1}))$ are given respectively by the arc, left-zigzag and right-zigzag diagrams*

(9.1)

with $c - 2$ (respectively $r - 2$) vertical strands to the right (respectively, the left). For $(\mu, \lambda) = ((c^r), (c^{r-1}, c - 1))$ with $r \geq c > 1$ we have that $\underline{\mu\lambda\bar{\lambda}}$ is the brace generator diagram

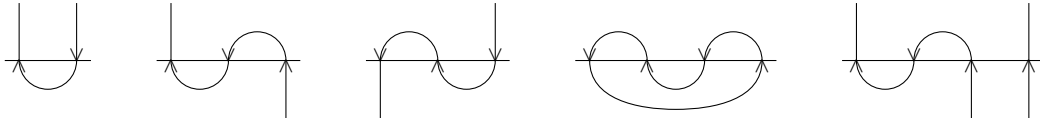


with $c - 2$ concentric circles and a total of $r - c$ vertical strands to the left of the diagram. The case with $c \geq r \geq 1$ is similar but with $r - 2$ concentric circles and a total of $c - r$ vertical strands to the right of the diagram.

Remark 9.2. The trivial embeddings $\mathcal{P}_{m,n} \rightarrow \mathcal{P}_{m+1,n}$ and $\mathcal{P}_{m,n} \rightarrow \mathcal{P}_{m,n+1}$ sending a partition to itself extends to algebra embeddings $\mathcal{K}_{m,n} \rightarrow \mathcal{K}_{m+1,n}$ and $\mathcal{K}_{m,n} \rightarrow \mathcal{K}_{m,n+1}$ defined on the arc diagrams by adding an upwards strand to the left or a downwards strand to the right. We have chosen to represent each arc diagram $\underline{\mu\lambda\bar{\nu}}$ in the smallest $\mathcal{K}_{m,n}$ where it is defined to avoid drawing lots of vertical strands which play no role in the multiplication or the next definition.

Definition 9.3. Let (λ, μ) be a Dyck pair of degree 1. Then $\lambda = \mu - P$ for some $P \in \text{DRem}(\mu)$. We set $\text{sgn}(\lambda, \mu)$ to be the average of the elements in the set $\text{cont}(P)$. In other words if the unique clockwise cup in $\underline{\mu\lambda\bar{\lambda}}$ connects vertices in position $i - \frac{1}{2}$ and $j + \frac{1}{2}$ for $i \leq j$ then $\text{sgn}(\lambda, \mu) = \frac{1}{2}(j + i)$

Example 9.4. The generators $\underline{\mu\lambda\bar{\lambda}}$ of the form



for $\mu = (1^1), (2), (1^2), (2^2), (3)$ respectively and $\lambda = \mu - P$ with $b(P) = 1$ have signs $0, -1, 1, 0$ and -2 .

Theorem 9.5. We have a graded \mathbb{k} -algebra isomorphism $\Psi : \mathcal{H}_{m,n} \rightarrow \mathcal{K}_{m,n}$ defined on generators by setting, for all $\lambda, \mu \in \mathcal{P}_{m,n}$ such that (λ, μ) is a Dyck pair of degree 1,

$$\Psi(1_\lambda) = \underline{\lambda\lambda\bar{\lambda}}, \quad \Psi(D_\mu^\lambda) = i^{\text{sgn}(\lambda, \mu)} \underline{\lambda\lambda\bar{\mu}} \quad \Psi(D_\lambda^\mu) = i^{\text{sgn}(\lambda, \mu)} \underline{\mu\lambda\bar{\lambda}}$$

where i is a square root of -1 in \mathbb{k} .

9.2. Proof of the isomorphism. The remainder of this section is dedicated to the proof of Theorem 9.5.

Lemma 9.6 (Local idempotent relations). *Any anticlockwise-oriented circle which intersects the weight at precisely two points is a local weight-idempotent in the following sense: applying the local surgery procedure at this point is equivalent to simply deleting this circle (see Figure 28 for an example).*

Proof. This follows immediately using the surgery procedures $1 \otimes 1 \mapsto 1$, $1 \otimes x \mapsto x$ and $1 \otimes y \mapsto y$. \square

Proposition 9.7 (The idempotent relations). *The idempotent relations are preserved by Ψ .*

Proof. Note that the element $\underline{\lambda\lambda\bar{\lambda}}$ contains only anticlockwise circles intersecting the weight at precisely two points. Thus the result follows from Lemma 9.6. \square

Proposition 9.8. (The self-dual relation) *Let $P \in \text{DRem}(\mu)$ and $\lambda = \mu - P$. Then we have*

$$(-1)^{\text{sgn}(\lambda, \mu)} \underline{\lambda\lambda\bar{\mu}} \cdot \underline{\mu\lambda\bar{\lambda}} = 2 \sum_{\substack{\nu = \lambda - Q \\ P < Q}} (-1)^{b(Q) + b(P) - 1 + \text{sgn}(\nu, \lambda)} \underline{\lambda\nu\bar{\nu}} \cdot \underline{\nu\nu\bar{\lambda}}$$

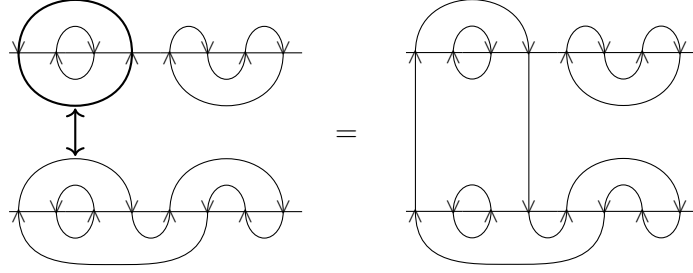


FIGURE 28. An indicative example of the local idempotent multiplication. Notice that the righthand-side can be thought of as being obtained by deleting the bold circle (together with its weight arrows) and “stretching” the bottom component so that it reaches the top.

$$+ \sum_{\substack{\nu=\lambda-Q \\ P \text{ adj. } Q}} (-1)^{b(Q)+b(P)-1+\text{sgn}(\nu,\lambda)} \underline{\lambda\nu\bar{\nu}} \cdot \underline{\nu\nu\bar{\lambda}}.$$

Proof. We first focus on the incontractible case in which $\mu = (c^r)$ is a rectangle with $r, c \geq 1$ and $b(P) = 1$ so that $\lambda = (c^{r-1}, c-1)$.

The generic case. We first consider the case $r, c > 1$ and set $m = \min\{r, c\}$. In this case, the set of all Dyck paths $Q \in \text{DRem}(\lambda)$ appearing on the right hand side of the equation can be described as follows. The set

$$\{Q \in \text{DRem}(\lambda) : Q \text{ adj. } P\} = \{Q^{-1}, Q^1\}$$

satisfies $b(Q^{\pm 1}) = 1$ and, setting $\nu_{\pm 1} = \lambda - Q^{\pm 1}$, we have $\text{sgn}(\nu_{\pm 1}, \lambda) = \text{sgn}(\lambda, \mu) \pm 1$. The set

$$\{Q \in \text{DRem}(\lambda) : P \prec Q\} = \{Q^2, \dots, Q^{m-1}\}$$

satisfies $b(Q^x) = x+1$ for $2 \leq x \leq m-1$ and, setting $\nu_x = \lambda - Q^x$, we have $\text{sgn}(\nu_x, \lambda) = \text{sgn}(\lambda, \mu)$. An example is given in Figure 21.

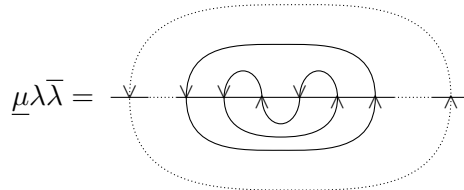
Thus, the self-dual relation can be rewritten in this case as

$$\underline{\lambda\lambda\bar{\mu}} \cdot \underline{\mu\lambda\bar{\lambda}} = \underline{\lambda\nu_{-1}\bar{\nu}_{-1}} \cdot \underline{\nu_{-1}\nu_{-1}\bar{\lambda}} + \underline{\lambda\nu_1\bar{\nu}_1} \cdot \underline{\nu_1\nu_1\bar{\lambda}} + 2 \sum_{x=2}^{m-1} (-1)^{x+1} \underline{\lambda\nu_x\bar{\nu}_x} \cdot \underline{\nu_x\nu_x\bar{\lambda}}. \quad (9.3)$$

The weight diagram for μ consists of r down arrows followed by c up arrows; the weight diagram for $\lambda = (c^{r-1}, c-1)$ is obtained from that of μ by swapping the neighbouring $\vee\wedge$. Pictorially

$$\mu = \left(\begin{array}{cccccccc} \vee & \vee & \dots & \vee & \vee & \wedge & \wedge & \dots & \wedge & \wedge \end{array} \right) \quad \lambda = \left(\begin{array}{cccccccc} \vee & \vee & \dots & \vee & \wedge & \vee & \wedge & \dots & \wedge & \wedge \end{array} \right)$$

and therefore $\underline{\mu\lambda\bar{\lambda}}$ can be pictured as follows,



plus $|r-c|$ vertical strands as in equation (9.2) on either side. In other words, $\underline{\mu\lambda\bar{\lambda}}$ consists of a brace surrounded by $m-2$ concentric anti-clockwise circles. We will ignore the vertical strands as they have no effect on the multiplication.

Performing surgery on $\underline{\lambda}\lambda\bar{\mu} \cdot \underline{\mu}\lambda\bar{\lambda}$ we first apply Lemma 9.6 to the $m - 2$ concentric circles one at a time (starting from the outermost pair of circles) until we obtain the diagram

$$\underline{\lambda}\lambda\bar{\mu} \cdot \underline{\mu}\lambda\bar{\lambda} =$$

We then apply the two surgery steps detailed in Example 3.5 to the innermost pair of braces to obtain a sum of two diagrams

(9.4)

We need to compare this to the righthand-side of the equation in equation (9.3). The diagrams $\underline{\nu}_1\nu_1\bar{\lambda}$ and $\underline{\nu}_{-1}\nu_{-1}\bar{\lambda}$ are equal to

(9.5)

respectively. Using Lemma 9.6 and Example 3.6, we have that the product $\underline{\lambda}\nu_1\bar{\nu}_1 \cdot \underline{\nu}_1\nu_1\bar{\lambda}$ is given by

(9.6)

Similarly, the product $\underline{\lambda}\nu_{-1}\bar{\nu}_{-1} \cdot \underline{\nu}_{-1}\nu_{-1}\bar{\lambda}$ is given by

(9.7)

where we have highlighted the pair of re-oriented circles in each case (with the pink circle of degree 2 and the blue of degree 0). Notice that the sum of the left-hand terms in each of (9.6) and (9.7) is the required sum (9.4). The right hand term in (9.6) and (9.7) are identical, and we denote this diagram by D_1 . We will show that the sum of these 2 terms (which is equal to

$2D_1$) will cancel with the remaining terms in the larger sum. For $2 \leq x \leq m-2$ we have

$$\underline{\nu}_x \nu_x \bar{\lambda} = \text{Diagram} \quad (9.8)$$

where there are $x-2$ concentric dotted hollow circles in the middle of the diagram.

Therefore we have that $\underline{\lambda} \nu_x \bar{\nu}_x \cdot \underline{\nu}_x \nu_x \bar{\lambda}$ is equal to

$$\text{Diagram 1} + \text{Diagram 2}$$

We denote the first diagram in the sum by D_{x-1} and the second by D_x , so D_x is the diagram where the pink anticlockwise circle is at distance x from the small innermost circles. (Note that this is consistent with our notation for D_1 above). Finally, for $x = m-1$ we have

$$\underline{\nu}_{m-1} \nu_{m-1} \bar{\lambda} = \text{Diagram}$$

in which only the outermost strand is clockwise oriented. This gives $\underline{\lambda} \nu_{m-1} \bar{\nu}_{m-1} \cdot \underline{\nu}_{m-1} \nu_{m-1} \bar{\lambda}$ is equal to

$$\text{Diagram}$$

which is equal to D_{m-2} . Replacing all terms into the right-hand side of (9.3) we obtain

$$(\underline{\lambda} \bar{\mu} \cdot \underline{\mu} \bar{\lambda} + 2D_1) + 2 \sum_{x=2}^{m-2} (-1)^{x+1} (D_{x-1} + D_x) + 2(-1)^m D_{m-2} = \underline{\lambda} \bar{\mu} \cdot \underline{\mu} \bar{\lambda}$$

as required.

So we obtain the required relation for (λ, μ) .

It remains to consider the case where $k \notin \underline{\text{cont}}(P')$. In this case we have $\text{sgn}(\lambda', \mu') = \text{sgn}(\lambda, \mu) \pm 1$ and $b(P') = b(P)$. Let $Q' \in \text{DRem}(\lambda')$. If $k \notin \underline{\text{cont}}(Q')$ then we have $b(Q') = b(Q)$ and $\text{sgn}(\nu', \lambda') = \text{sgn}(\nu, \lambda) \pm 1$ and so we have

$$(-1)^{b(Q')+b(P')-1+\text{sgn}(\nu', \lambda')} = (-1)^{b(Q)+b(P)-1+\text{sgn}(\nu, \lambda)}.$$

If $k \in \underline{\text{cont}}(Q')$ then we have $b(Q') = b(Q) - 1$ and $\text{sgn}(\nu', \lambda') = \text{sgn}(\nu, \lambda)$ and so we have

$$(-1)^{b(Q')+b(P')-1+\text{sgn}(\nu', \lambda')} = (-1)^{b(Q)-1+b(P)-1+\text{sgn}(\nu, \lambda)}.$$

Thus dividing the equation (9.2) by -1 gives the required equation for (λ, μ) . \square

Proposition 9.9 (The commuting relations). *Let $P, Q \in \text{DRem}(\mu)$ with $P \prec Q$ which commute, and let $\lambda = \mu - P$, $\nu = \mu - Q$, and $\alpha = \mu - P - Q$. We have that*

$$i^{\text{sgn}(\alpha, \lambda) + \text{sgn}(\lambda, \mu)} \underline{\alpha} \alpha \bar{\lambda} \cdot \underline{\lambda} \lambda \bar{\mu} = i^{\text{sgn}(\alpha, \nu) + \text{sgn}(\nu, \mu)} \underline{\alpha} \alpha \bar{\nu} \cdot \underline{\nu} \nu \bar{\mu} \quad (9.10)$$

$$i^{\text{sgn}(\lambda, \mu) + \text{sgn}(\nu, \mu)} \underline{\nu} \nu \bar{\mu} \cdot \underline{\mu} \lambda \bar{\lambda} = i^{\text{sgn}(\alpha, \lambda) + \text{sgn}(\alpha, \nu)} \underline{\nu} \alpha \bar{\alpha} \cdot \underline{\alpha} \alpha \bar{\lambda}. \quad (9.11)$$

Proof. First note that $\text{sgn}(\lambda, \mu) = \text{sgn}(\alpha, \nu)$ as $\lambda = \mu - P$ and $\alpha = \nu - P$. Similarly, $\text{sgn}(\alpha, \lambda) = \text{sgn}(\nu, \mu)$. Thus we can cancel the signs on both sides of the equation. Now, if P and Q are distant then the result follows directly using Lemma 9.6. It remains to consider the case where $P \prec Q$ and they commute. We first focus on the incontractible case in which $\mu = (c^r)$ is a rectangle for $r, c > 2$ and $b(P) = 1$ and $3 \leq b(Q) \leq \min\{r, c\}$ (note that we must have $b(Q) > 2$ in order to commute with P). Set $m = \min\{r, c\}$ and assume that $b(Q) = m$. We have that $\lambda = (c^{r-1}, c-1)$, $\nu = ((c-1)^{r-1}, r-m)$, and $\alpha = ((c-1)^{r-2}, c-2, r-m)$. Thus we have $\underline{\nu} \nu \bar{\mu} \cdot \underline{\mu} \lambda \bar{\lambda}$ is equal to

while $\underline{\nu} \alpha \bar{\alpha} \cdot \underline{\alpha} \alpha \bar{\lambda}$ is equal to

In both equations there are $r - 3$ dotted anti-clockwise circles in each diagram; and equality follows from applying the $1 \otimes 1 \mapsto 1$ rule a total of r times as required. A very similar calculation proves equation (9.10). The other cases, where $3 \leq b(Q) \leq m - 1$ are completely analogous, except that the large arc in $\underline{\mu} \nu \bar{\nu}$ and $\underline{\lambda} \alpha \bar{\alpha}$ forms part of a zigzag or a brace.

Finally, the general case follows directly by applying the dilation homomorphism. \square

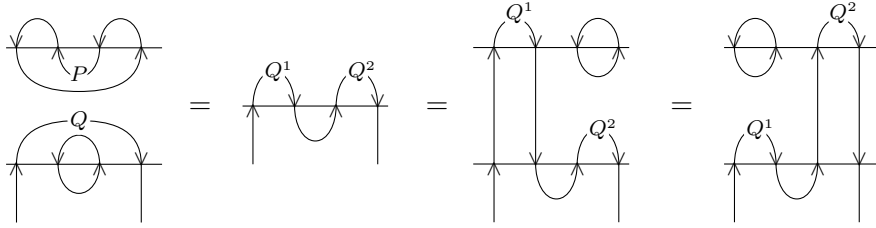
Proposition 9.10 (The non-commuting relation). *Let $P, Q \in \text{DRem}(\mu)$ with $P \prec Q$ which do not commute, and let $\lambda = \mu - P$ and $\nu = \mu - Q$. Then $Q \setminus P = Q^1 \sqcup Q^2$ where $Q^1, Q^2 \in \text{DRem}(\mu - P)$ and we set $\alpha = \lambda - Q^1$ and $\beta = \lambda - Q^2$. We have that*

$$i^{\text{sgn}(\lambda, \mu) + \text{sgn}(\nu, \mu)} \underline{\nu} \underline{\nu} \bar{\mu} \cdot \underline{\mu} \lambda \bar{\lambda} = i^{\text{sgn}(\alpha, \lambda) + \text{sgn}(\nu, \alpha)} \underline{\nu} \underline{\nu} \bar{\alpha} \cdot \underline{\alpha} \lambda \bar{\lambda} = i^{\text{sgn}(\beta, \lambda) + \text{sgn}(\nu, \beta)} \underline{\nu} \underline{\nu} \bar{\beta} \cdot \underline{\beta} \lambda \bar{\lambda}. \quad (9.14)$$

Proof. We start by proving that all the signs in the equation are equal. Assume that P corresponds to a cup connecting $i_P - \frac{1}{2}$ and $j_P + \frac{1}{2}$ and Q corresponds to a cup connecting $i_Q - \frac{1}{2}$ and $j_Q + \frac{1}{2}$. Then Q^1 corresponds to a cup connecting $i_Q - \frac{1}{2}$ and $(i_P + 1) - \frac{1}{2}$ and Q^2 corresponds to a cup connecting $(j_P + 1) - \frac{1}{2}$ and $j_Q + \frac{1}{2}$. This implies that

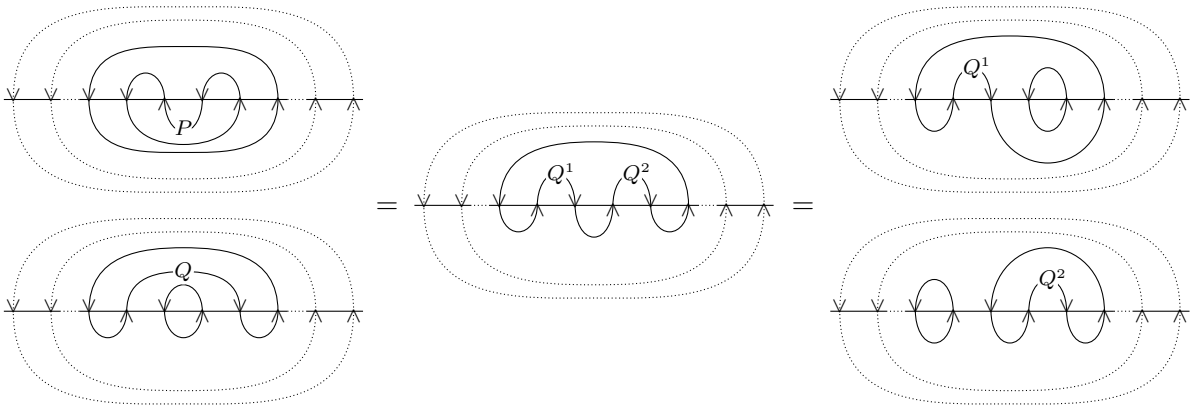
$$\begin{aligned} \text{sgn}(\alpha, \lambda) + \text{sgn}(\nu, \alpha) &= \text{sgn}(\beta, \lambda) + \text{sgn}(\nu, \beta) \\ &= \frac{1}{2}(i_Q + i_P - 1) + \frac{1}{2}(j_P + 1 + j_Q) = \frac{1}{2}(i_P + j_P) + \frac{1}{2}(i_Q + j_Q) \\ &= \text{sgn}(\lambda, \mu) + \text{sgn}(\nu, \mu). \end{aligned}$$

Thus we can restrict our attention to the incontractible case as the general case will follow directly by applying the dilation homomorphism. So we can assume that $\mu = (c^r)$ is a rectangle for $r, c > 1$ and $b(P) = 1$ and $b(Q) = 2$. For the $r = 2 = c$ case, $\lambda = (2, 1)$, $\mu = (2^2)$, $\nu = (1)$ and we can choose $\alpha = (2)$ and $\beta = (1^2)$. Here we have that $\underline{\nu} \underline{\nu} \bar{\mu} \cdot \underline{\mu} \lambda \bar{\lambda}$ is given by



where the last two terms are equal to $\underline{\nu} \underline{\nu} \bar{\alpha} \cdot \underline{\alpha} \lambda \bar{\lambda}$ and $\underline{\nu} \underline{\nu} \bar{\beta} \cdot \underline{\beta} \lambda \bar{\lambda}$ as required.

Now suppose $r, c > 2$. We can safely ignore vertical strands on the left or right as they will not affect the multiplication. In other words, we may assume in our pictures that $r = c$. We have that $\lambda = (r^{r-1}, r-1)$ and $\nu = (r^{r-2}, r-1, r-2)$. We set $\alpha = (r^{r-1}, r-2)$ and $\beta = (r^{r-2}, (r-1)^2)$. Here we have that $\underline{\nu} \underline{\nu} \bar{\mu} \cdot \underline{\mu} \lambda \bar{\lambda}$ is given by



with $r-3$ dotted anti-clockwise circles in each diagram; the equality follows from applying the $1 \otimes 1 \mapsto 1$ rule a total of r times as required. Note that the last product is $\underline{\nu} \underline{\nu} \bar{\alpha} \cdot \underline{\alpha} \lambda \bar{\lambda}$ as required. It can be shown similarly that it is also equal to $\underline{\nu} \underline{\nu} \bar{\beta} \cdot \underline{\beta} \lambda \bar{\lambda}$. The remaining cases (where $r = 2$ and $c > 2$ or vice versa) are analogous, except that we make use of the oriented strand rules in the surgery procedure. \square

Proposition 9.11 (The adjacent relation). *Let $P \in \text{DRem}(\mu)$ and $Q \in \text{DRem}(\mu - P)$ be adjacent. Let $\langle P \cup Q \rangle_\mu$ denote the smallest removable Dyck path of μ containing $P \cup Q$ (if it*

exists), and set $\lambda = \mu - P$, $\nu = \lambda - Q$, and $\alpha = \mu - \langle P \cup Q \rangle_\mu$. Then we have

$$i^{\text{sgn}(\lambda, \mu) + \text{sgn}(\nu, \lambda)} \underline{\mu} \lambda \bar{\lambda} \cdot \underline{\lambda} \nu \bar{\nu} = \begin{cases} i^{2b(\langle P \cup Q \rangle_\mu) - 2b(Q) + \text{sgn}(\alpha, \mu) + \text{sgn}(\alpha, \nu)} \underline{\mu} \alpha \bar{\alpha} \cdot \underline{\alpha} \nu \bar{\nu} & \text{if } \langle P \cup Q \rangle_\mu \text{ exists,} \\ 0 & \text{otherwise.} \end{cases} \quad (9.15)$$

Proof. We start by proving that the signs on both sides of the equation are equal. Write $\langle P \cup Q \rangle_\mu = Q' \sqcup P \sqcup Q$ and assume that Q' is to the left of Q . Then we have that the cup corresponding to P connects $i_P - \frac{1}{2}$ and $j_P + \frac{1}{2}$, the cup corresponding to Q connects $(j_P + 1) - \frac{1}{2}$ and $j_Q + \frac{1}{2}$, the cup corresponding to Q' connects $i_{Q'} - \frac{1}{2}$ and $(i_P - 1) + \frac{1}{2}$ and finally the cup corresponding to $\langle P \cup Q \rangle_\mu$ connects $i_{Q'} - \frac{1}{2}$ and $j_Q + \frac{1}{2}$ for some $i_{Q'} < i_P \leq j_P < j_Q$. Note that

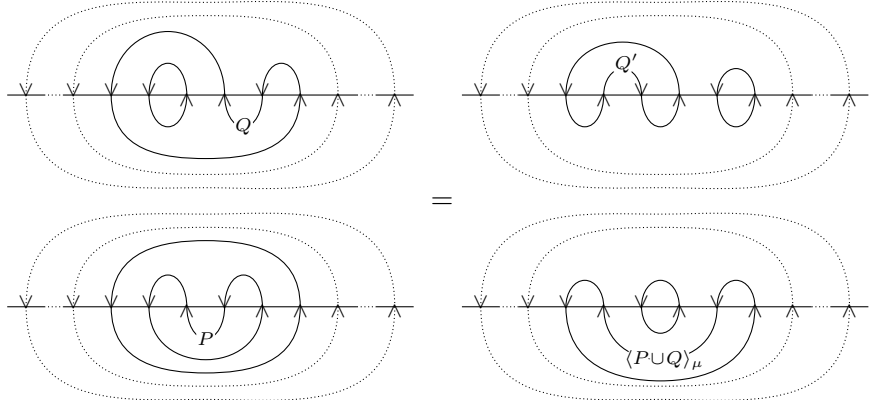
$$b(\langle P \cup Q \rangle_\mu) = \frac{1}{2}(j_Q - i_{Q'}) + 1 \quad \text{and} \quad b(Q) = \frac{1}{2}(j_Q - (j_P + 1)) + 1.$$

Thus we have

$$\begin{aligned} & 2b(\langle P \cup Q \rangle_\mu) - 2b(Q) + \text{sgn}(\alpha, \nu) + \text{sgn}(\alpha, \nu) \\ &= 2 \left(\frac{j_Q - i_{Q'}}{2} + 1 \right) - 2 \left(\frac{j_Q - (j_P + 1)}{2} + 1 \right) + \frac{i_{Q'} + j_Q}{2} + \frac{i_{Q'} + (i_P - 1)}{2} \\ &= \frac{j_P + i_P}{2} + \frac{j_Q + (j_P + 1)}{2} \\ &= \text{sgn}(\lambda, \mu) + \text{sgn}(\nu, \lambda) \end{aligned}$$

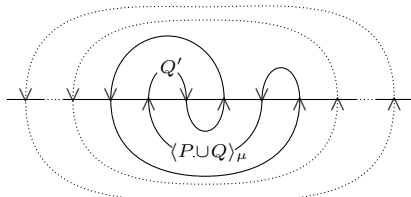
as required. Thus we can restrict our attention to the incontractible case as the general case will follow directly by applying the dilation homomorphism.

So we can assume that $\mu = (c^r)$, $\lambda = (c^{r-1}, c-1)$ and $\nu = (c^{r-1}, c-2)$ (the case $\nu = (c^{r-2}, (c-1)^2)$ is similar). Note that $\langle P \cup Q \rangle_\mu$ exists precisely when $r \geq 2$. When $r = 1$ it's easy to check that $\underline{\mu} \lambda \bar{\lambda} \cdot \underline{\lambda} \nu \bar{\nu} = 0$ using $y \otimes y \mapsto 0$ as we are applying surgery to two \wedge -oriented propagating strands. We now assume that $r \geq 2$. Then we have $\alpha = (c^{r-2}, c-1, c-2)$. In this case, for $r \geq 3$, the equation $\underline{\mu} \lambda \bar{\lambda} \cdot \underline{\lambda} \nu \bar{\nu} = \underline{\mu} \alpha \bar{\alpha} \cdot \underline{\alpha} \nu \bar{\nu}$ becomes



$$(9.16)$$

where there are $r - 3$ concentric dotted outer circles in the top and bottom diagrams on each side of the product. We can rewrite both sides of this equation using the $1 \otimes 1 \mapsto 1$ surgery procedure $r - 3$ times on the dotted strands (trivially turning each pair of dotted circles into a large dotted circle) followed by 3 times on the solid strands in order to obtain in both cases the diagram



$$(9.17)$$

as required. The other cases (where $r = 2$ and $c > 2$ or vice versa, and where $r = c = 2$) are similar. \square

We thus conclude that the map Ψ is indeed a \mathbb{Z} -graded homomorphism of \mathbb{k} -algebras (for \mathbb{k} an integral domain containing a square root of -1). It remains to check that this map is a bijection, we now verify this by showing that the image of the light leaves basis of $\mathcal{H}_{m,n}$ is a basis of $\mathcal{K}_{m,n}$ (we do this by showing that every basis element of $\mathcal{K}_{m,n}$ can be written as a product of degree 1 elements). Over a field, we could deduce the following result from the known Koszulity of $\mathcal{K}_{m,n}$ (this is the main result of [BS10]). However, we wish to work over more general rings (where Koszulity does not hold). From an aesthetic point of view, we also prefer to deduce that the algebra is generated in degree 1 directly (as appealing to the strong cohomological property of Koszulity is somewhat “using a sledgehammer to crack a nut”).

Proposition 9.12. *The map Ψ is an isomorphism of graded \mathbb{k} -algebras.*

Proof. We have already seen above that the map is a \mathbb{k} -algebra homomorphism. We need to show that the map is bijective. Clearly the map is bijective when one restricts attention to the degree 0 elements (indexed by weights/partitions) and degree 1 elements (indexed by Dyck pairs of degree 1) of both algebras. We now consider elements of higher degree: we will do this in two stages. We first show that every element of the form $\underline{\mu}\lambda\bar{\lambda}$ is in the image, by constructing it as a product of the degree 1 elements. We will then show that

$$(\underline{\mu}\lambda\bar{\lambda})(\underline{\lambda}\lambda\bar{\nu}) = \underline{\mu}\lambda\bar{\nu} + \sum_{\zeta < \lambda} \underline{\mu}\zeta\bar{\nu} \quad (9.18)$$

and so deduce that the map is bijective by unitriangularity.

Step 1: We fix a sequence $\mu = \lambda^{(0)} \supset \lambda^{(1)} \supset \dots \supset \lambda^{(m)} = \lambda$ such that the Dyck path $\lambda^{(k-1)} = \lambda^{(k)} - P^k$ where P^k is a removable Dyck path of $\lambda^{(k)}$ of breadth p_k with $p_0 \geq p_1 \geq p_2 \dots \geq p_m$ (this decreasing size condition is not strictly necessary, but is helpful for visualisation). We have that

$$(\underline{\mu}\lambda\bar{\lambda}) = (\underline{\mu}\underline{\mu}\overline{\lambda^{(1)}})(\underline{\lambda^{(1)}}\lambda^{(1)}\overline{\lambda^{(2)}}) \dots (\underline{\lambda^{(m-1)}}\lambda^{(m-1)}\bar{\lambda})$$

by repeated application of Lemma 9.6.

Step 2: We first observe that the subdiagram $\lambda\bar{\lambda}\underline{\lambda}\lambda$ within the wider diagram $(\underline{\mu}\lambda\bar{\lambda})(\underline{\lambda}\lambda\bar{\nu})$ is an oriented Temperley–Lieb diagram whose arcs are all anti-clockwise oriented and which is invariant under the flip through the horizontal axis. We will work through the cases of the surgery rules of Subsection 3.2 and how they can potentially be applied to the anti-clockwise arcs in $\lambda\bar{\lambda}\underline{\lambda}\lambda$ (within the wider diagram $(\underline{\mu}\lambda\bar{\lambda})(\underline{\lambda}\lambda\bar{\nu})$) in turn: we will show that none of $x \otimes x \mapsto 0$, $x \otimes y \mapsto 0$, or $y \otimes y \mapsto 0$ can occur (thus $(\underline{\mu}\lambda\bar{\lambda})(\underline{\lambda}\lambda\bar{\nu}) \neq 0$) and that in all the other cases there is a single term with weight λ (as required).

We first require some notation. Let $\lambda \in \mathcal{P}_{m,n}$ and fix $i < j \in \mathbb{Z} + \frac{1}{2}$ connected by a cup in $\underline{\lambda}$, we denote this cup by $\underline{c} \in \underline{\lambda}$ and similarly we denote the reflected cap by $\bar{c} \in \bar{\lambda}$. We will also need to speak of the interval \underline{I} on the top weight line (respectively \bar{I} on the bottom weight line) lying strictly between the points $i < j \in \mathbb{Z} + \frac{1}{2}$. The surgery procedure is not concerned with the local orientation of the arcs \underline{c} and \bar{c} (which are always anti-clockwise in our proof), but rather the global orientation of the circle/strand to which the arcs \underline{c} and \bar{c} belong. Determining a global orientation of clockwise/anti-clockwise is equivalent to assigning an “inside”/“outside” label to the regions \underline{I} and \bar{I} in a manner we shall make more precise (case-by-case) and this will allow us to show that certain cases cannot occur (for topological reasons). We will assume that all our diagrams in this proof have the minimum number of propagating lines — this does not affect the surgery procedure, which is defined topologically, but allows us to speak of the ‘left’ and ‘right’ propagating lines in a given circle. This is illustrated in Figure 29.

We first consider the rules in which our pair of arcs belong to the same connected component (either a circle or a strand).

If the arcs \underline{c} and \bar{c} both belong to the same clockwise oriented circle, then the regions \underline{I} and \bar{I} both lie *outside* this circle. If the arcs \underline{c} and \bar{c} both belong to the same anti-clockwise oriented

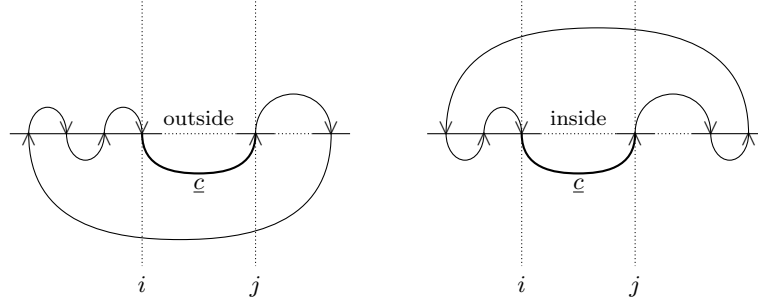


FIGURE 29. On the left we picture an anti-clockwise oriented cup \underline{c} as part of a wider clockwise oriented circle, notice that the region \underline{I} is outside of the circle. On the right we picture an anti-clockwise oriented cup \underline{c} as part of a wider anti-clockwise oriented circle, notice that the region \underline{I} is inside of the circle. Similar pictures can be drawn for the caps.

circle, then the regions \underline{I} and \bar{I} both lie *inside* this circle. This is depicted in Figure 30. Applying the surgery procedure in the former case, we obtain two non-nested clockwise oriented circles. The rightmost propagating strand of one circle goes through the point i (which was \vee -oriented in λ) and the leftmost propagating strand of the other circle goes through the point j (which was \wedge -oriented in λ) and so λ is preserved. Applying the surgery procedure in the latter case, we obtain two nested circles (and sum over the $1 \otimes x$ and $x \otimes 1$ orientations). In the rightmost case in Figure 30, the λ weight corresponds to orienting the inner circle clockwise, see Figure 31 (the leftmost case in Figure 30 corresponds to orienting the inner circle anti-clockwise).

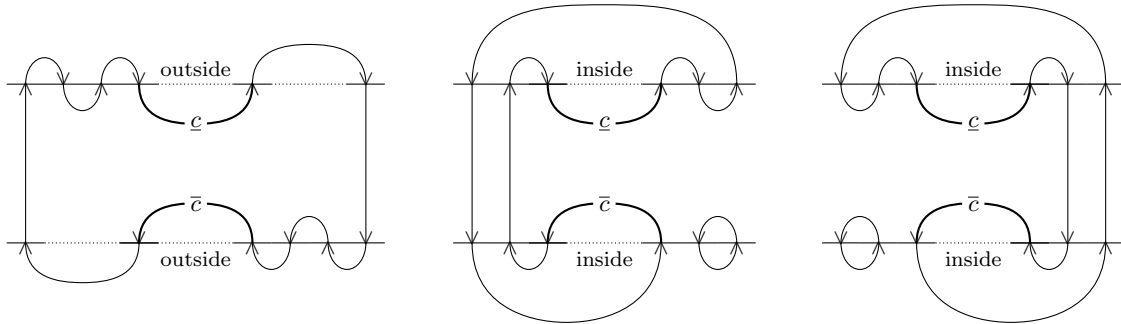


FIGURE 30. On the left we picture a pair of anti-clockwise oriented cup/caps as part of a wider clockwise oriented circle, notice that the regions \underline{I} and \bar{I} lie outside of the circle. In the two rightmost diagrams we picture the two distinct ways that a pair of anti-clockwise oriented cup/caps can be part of a wider clockwise oriented circle, notice that the regions \underline{I} and \bar{I} lie inside of the circle.

We now suppose that the arcs \underline{c} and \bar{c} both belong to the same strand. In which case, the terminating points of this strand are either both less than or equal to i or both greater than or equal to j . We claim that the surgery $y \mapsto x \otimes y$ does not change the weight λ . Applying the surgery in the former (respectively latter) case, we obtain a circle whose leftmost intersection with the weight lines is at the point j and a strand whose rightmost intersection with the weight lines is at the point i (respectively a circle whose rightmost intersection with the weight lines is at the point i and a strand whose leftmost intersection with the weight lines is at the point j). A circle whose leftmost point is \wedge -oriented (respectively rightmost point is \vee -oriented) is necessarily clockwise oriented, and so the claim follows.

Next we consider the rules in which our pair of arcs belong to the distinct connected components (each of which is either a circle or a strand).

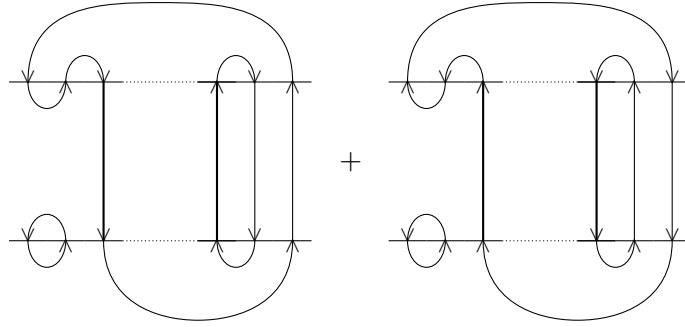


FIGURE 31. The effect of applying the surgery to the rightmost diagram in Figure 30. The first term has a clockwise inner circle and an outer anti-clockwise circle and its weight is equal to λ . The second term has the opposite conventions and the weight $\zeta < \lambda$.

The $1 \otimes 1 \mapsto 1$, $x \otimes 1 \mapsto x$, and $1 \otimes x \mapsto x$ rules can be checked in a similar fashion to above. In the case of $1 \otimes 1 \mapsto 1$ the original diagram consists of two non-nested circles (see Figure 32); there are two propagating strands in the circle produced by surgery and the orientation of the circle can be determined via the left/right propagating strand and checked to match λ by the fact that this left/right propagating strand passes through i or j with label \vee or \wedge respectively. In the case of $x \otimes 1 \mapsto x$ or $1 \otimes x \mapsto x$, the original diagram consists of two nested circles (see Figure 33); there are four propagating strands in the circle produced by surgery and the orientation of the circle can be determined via the leftmost/rightmost propagating strand and checked to match λ by the fact that this leftmost (respectively rightmost) propagating strand has the sign \wedge (respectively \vee) given by the *opposite direction* to that encountered at i (respectively at j).

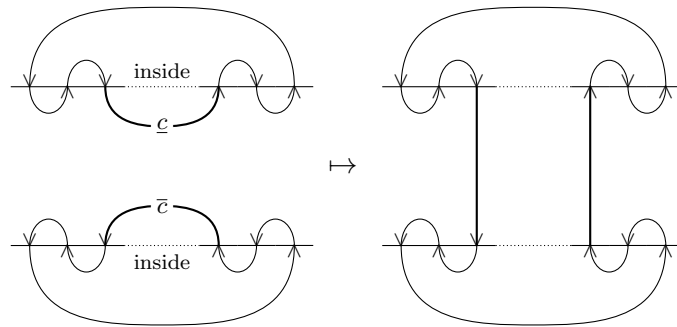


FIGURE 32. The effect of applying the $1 \otimes 1 \mapsto 1$ surgery.

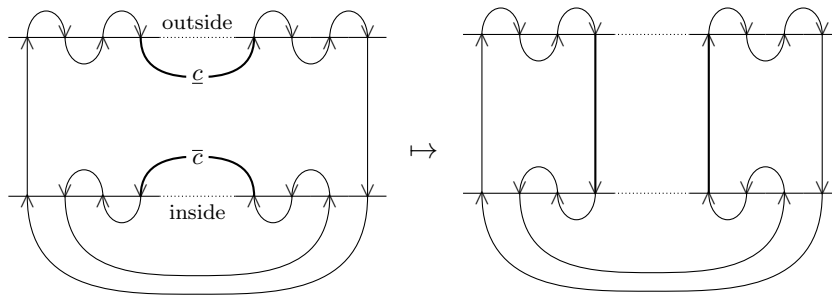


FIGURE 33. The effect of applying the $1 \otimes x \mapsto x$ surgery.

The $x \otimes x \mapsto 0$ case is of a different flavour entirely. We must show that we *never* have to apply this rule in the simplification of a product of the form above (in equation (9.18)). To see

this, note that the intervals \underline{I} and \bar{I} must both lie outside of their circles: however, this implies that both circles contain propagating lines and (by the planarity condition on arc diagrams) each circle must nest inside the other (as they cannot intersect), which provides a contradiction. Similarly the $x \otimes y \mapsto 0$ case (also the $y \otimes x \mapsto 0$ case) gives rise to an intersecting circle and strand, which is a contradiction.

The merging rules involving a strand can be checked in a similar fashion. \square

REFERENCES

- [AMRW19] P. Achar, S. Makisumi, S. Riche, and G. Williamson, *Koszul duality for Kac-Moody groups and characters of tilting modules*, J. Amer. Math. Soc. **32** (2019), no. 1, 261–310.
- [BCH23] C. Bowman, A. Cox, and A. Hazi, *Path isomorphisms between quiver Hecke and diagrammatic Bott-Samelson endomorphism algebras*, Adv. Math. **429** (2023), Paper No. 109185, 106. MR 4611117
- [BDH⁺] C. Bowman, M. De Visscher, A. Hazi, E. Norton, and N. Farrell, *Oriented Temperley-Lieb algebras and combinatorial Kazhdan-Lusztig theory*, [arXiv:2212.09402](#).
- [BDHN] C. Bowman, M. De Visscher, A. Hazi, and E. Norton, *The anti-spherical Hecke categories for Hermitian symmetric pairs*, [arXiv:2208.02584](#).
- [BNS] C. Bowman, E. Norton, and J. Simental, *Unitary representations of cyclotomic Hecke algebras at roots of unity: combinatorial classification and BGG resolutions*, [arXiv:2107.01190](#), to appear in Journal of the Institute of Mathematics of Jussieu.
- [BR22] R. Bezrukavnikov and Simon Riche, *Hecke action on the principal block*, Compos. Math. **158** (2022), no. 5, 953–1019.
- [BS10] J. Brundan and C. Stroppel, *Highest weight categories arising from Khovanov’s diagram algebra. II. Koszulity*, Transform. Groups **15** (2010), no. 1, 1–45.
- [BS11a] ———, *Highest weight categories arising from Khovanov’s diagram algebra I: cellularity*, Mosc. Math. J. **11** (2011), no. 4, 685–722, 821–822.
- [BS11b] ———, *Highest weight categories arising from Khovanov’s diagram algebra III: category \mathcal{O}* , Represent. Theory **15** (2011), 170–243.
- [BS12a] ———, *Gradings on walled Brauer algebras and Khovanov’s arc algebra*, Adv. Math. **231** (2012), no. 2, 709–773.
- [BS12b] ———, *Highest weight categories arising from Khovanov’s diagram algebra IV: the general linear supergroup*, J. Eur. Math. Soc. (JEMS) **14** (2012), no. 2, 373–419.
- [BS17] ———, *Semi-infinite highest weight categories*, [1808.08022](#) (2017).
- [BW] S. Barneier and Z. Wang, *A_∞ deformations of extended Khovanov arc algebras and Stroppel’s conjecture*, [arXiv:2211.03354](#), preprint.
- [EL] B. Elias and I. Losev, *Modular representation theory in type A via Soergel bimodules*, [arXiv:1701.00560](#), preprint.
- [ES16a] M. Ehrig and C. Stroppel, *2-row Springer fibres and Khovanov diagram algebras for type D*, Canad. J. Math. **68** (2016), no. 6, 1285–1333.
- [ES16b] ———, *Diagrammatic description for the categories of perverse sheaves on isotropic Grassmannians*, Selecta Math. (N.S.) **22** (2016), no. 3, 1455–1536.
- [ES17] ———, *On the category of finite-dimensional representations of $\mathrm{OSp}(r|2n)$: Part I*, Representation theory—current trends and perspectives, EMS Ser. Congr. Rep., Eur. Math. Soc., Zürich, 2017, pp. 109–170.
- [EW14] B. Elias and G. Williamson, *The Hodge theory of Soergel bimodules*, Ann. of Math. (2) **180** (2014), no. 3, 1089–1136.
- [EW16] ———, *Soergel calculus*, Represent. Theory **20** (2016), 295–374.
- [Kho00] M. Khovanov, *A categorification of the Jones polynomial*, Duke Math. J. **101** (2000), no. 3, 359–426.
- [Kho02] ———, *A functor-valued invariant of tangles*, Algebr. Geom. Topol. **2** (2002), 665–741.
- [Lib08] N. Libedinsky, *Sur la catégorie des bimodules de Soergel*, J. Algebra **320** (2008), no. 7, 2675–2694.
- [LP20] N. Libedinsky and D. Plaza, *Blob algebra approach to modular representation theory*, Proc. Lond. Math. Soc. (3) **121** (2020), no. 3, 656–701.
- [LW] N. Libedinsky and G. Williamson, *The anti-spherical category*, [arXiv:1702.00459](#).
- [Mac14] Marco Mackaay, *The sl_N -web algebras and dual canonical bases*, J. Algebra **409** (2014), 54–100.
- [MPT14] M. Mackaay, W. Pan, and D. Tubbenhauer, *The sl_3 -web algebra*, Math. Z. **277** (2014), no. 1–2, 401–479.
- [MS22] C. Yu Mak and I. Smith, *Fukaya-Seidel categories of Hilbert schemes and parabolic category \mathcal{O}* , J. Eur. Math. Soc. (JEMS) **24** (2022), no. 9, 3215–3332.
- [NV18] G. Naisse and P. Vaz, *Odd Khovanov’s arc algebra*, Fund. Math. **241** (2018), no. 2, 143–178.
- [Pat22] L. Patimo, *Bases of the intersection cohomology of Grassmannian Schubert varieties*, J. Algebra **589** (2022), 345–400.

- [Sar16] A. Sartori, *Categorification of tensor powers of the vector representation of $U_q(\mathfrak{gl}(1|1))$* , *Selecta Math. (N.S.)* **22** (2016), no. 2, 669–734.
- [Str] C. Stroppel, *Categorification: tangle invariants and TQFTs*, [arXiv:2207.05139](https://arxiv.org/abs/2207.05139), preprint.
- [Str03] ———, *Category \mathcal{O} : quivers and endomorphism rings of projectives*, *Represent. Theory* **7** (2003), 322–345.
- [Str09] ———, *Parabolic category \mathcal{O} , perverse sheaves on Grassmannians, Springer fibres and Khovanov homology*, *Compos. Math.* **145** (2009), no. 4, 954–992.
- [Tub14] Daniel Tubbenhauer, *sl_3 -web bases, intermediate crystal bases and categorification*, *J. Algebraic Combin.* **40** (2014), no. 4, 1001–1076.
- [Tub20] ———, *gl_n -webs, categorification and Khovanov-Rozansky homologies*, *J. Knot Theory Ramifications* **29** (2020), no. 11, 2050074, 96.
- [Wil16] G. Williamson, *Local Hodge theory of Soergel bimodules*, *Acta Math.* **217** (2016), no. 2, 341–404.
- [Wil17] ———, *Schubert calculus and torsion explosion*, *J. Amer. Math. Soc.* **30** (2017), no. 4, 1023–1046, With a joint appendix with A. Kontorovich and P. J. McNamara.
- [Wil18] ———, *Parity sheaves and the Hecke category*, *Proceedings of the International Congress of Mathematicians—Rio de Janeiro 2018. Vol. I. Plenary lectures*, World Sci. Publ., Hackensack, NJ, 2018, pp. 979–1015.

DEPARTMENT OF MATHEMATICS, UNIVERSITY OF YORK, HESLINGTON, YORK, UK

Email address: `Chris.Bowman-Scargill@york.ac.uk`

DEPARTMENT OF MATHEMATICS, CITY, UNIVERSITY OF LONDON, LONDON, UK

Email address: `Maud.DeVisscher.1@city.ac.uk`

DEPARTMENT OF MATHEMATICS, UNIVERSITY OF YORK, HESLINGTON, YORK, UK

Email address: `Amit.Hazi@york.ac.uk`

MATHEMATICAL INSTITUTE, ENDENICHER ALLEE 60, 53115 BONN

Email address: `Stroppel@math.uni-bonn.de`