

Evaluating the Usability of Differential Privacy Tools with Data Practitioners

Ivoline C. Ngong
University of Vermont

Brad Stenger
University of Vermont

Joseph P. Near
University of Vermont

Yuanyuan Feng
University of Vermont

Abstract

Differential privacy (DP) has become the gold standard in privacy-preserving data analytics, but implementing it in real-world datasets and systems remains challenging. Recently developed DP tools aim to make DP implementation easier, but limited research has investigated these DP tools’ usability. Through a usability study with 24 US data practitioners with varying prior DP knowledge, we evaluated the usability of four Python-based open-source DP tools: DiffPrivLib, Tumult Analytics, PipelineDP, and OpenDP. Our results suggest that using DP tools in this study may help DP novices better understand DP; that Application Programming Interface (API) design and documentation are vital for successful DP implementation; and that user satisfaction correlates with how well participants completed study tasks with these DP tools. We provide evidence-based recommendations to improve DP tools’ usability to broaden DP adoption.

1 Introduction

Advances in big data analytics have propelled the collection and processing of massive amounts of data, including sensitive data such as medical records, financial information, and other personally identifiable information. The analysis of this sensitive data may result in the accidental leakage of individuals’ data [34, 47], even when anonymization techniques are used [10, 11, 28, 51].

Differential privacy (DP) techniques can mitigate these risks [19, 20] by guaranteeing the results of statistical analyses will not reveal too much personal information about any individual. By adding carefully calibrated noise to data, DP protects sensitive data while still revealing high-level statistical insights. Due to its tremendous potential to revolutionize privacy-preserving data analysis, DP attracts considerable research [20]. Leading government organizations and technology companies, including the U.S. Census Bureau [53], Google [24], Apple [4], and Microsoft [37] have also adopted DP to protect individuals’ data privacy.

However, current DP adoption is limited outside of large organizations and companies [15], primarily because implementing DP from scratch is complex and error-prone [31]. DP implementations must carefully account for the privacy budget and generate appropriate random noise, and require systems to be safe against known side-channel vulnerabilities. Additionally, scaling these systems to real-world datasets often requires significant software engineering effort.

To address these challenges, various tools, frameworks, and libraries [16, 17, 22, 25, 30, 35, 44–46, 48, 49, 54, 57, 58] (collectively called “DP tools” hereafter) have been developed to make DP implementation accessible to **data practitioners**—defined in this paper as professionals who have data analysis and programming skills but may not be familiar with DP. These DP tools intend to help data practitioners implement DP solutions without privacy failures. Currently, no research has systematically evaluated the usability of these DP tools; therefore, it remains unclear if they truly enable data practitioners to effectively implement DP solutions. If not, usability may be the bottleneck for wider DP adoption.

We aim to assess the usability of publicly available DP tools through a mixed-methods usability study with data practitioners. By evaluating four major aspects of usability: learnability, efficiency, error prevention, and user satisfaction [43], we seek to investigate three key research questions (RQs):

- How effectively can DP tools help data practitioners understand DP concepts? (RQ1: DP Understanding)
- How effectively can DP tools help data practitioners implement DP solutions? (RQ2: DP Implementation)
- How satisfied are data practitioners with DP tools for their DP implementation? (RQ3: User Satisfaction)

We conducted the first comprehensive cross-tool usability study of four existing DP tools with data practitioners. The focus on data practitioners—the potential adopters of DP—enriches the currently end user-centered DP user research. Our contribution lies in the identification of various usability

issues present in existing DP tools and in our recommendations to make DP tools’ more usable to data practitioners.

2 Related Work

DP and Implementation Challenges. Differential privacy (DP) [19, 20] is a formal privacy definition designed to allow statistical analysis while protecting information about individuals. Differentially private analyses, often called *mechanisms*, typically add random noise to analysis results in order to achieve privacy. Formally, two datasets $D, D' \in \mathcal{D}$ are called *neighboring datasets* if they differ in one person’s data, and a mechanism \mathcal{M} satisfies (ϵ, δ) -DP if for all neighboring datasets D and D' and sets of outcomes S :

$$\Pr[\mathcal{M}(D) \in S] \leq e^\epsilon \Pr[\mathcal{M}(D') \in S] + \delta$$

The ϵ parameter is the *privacy parameter* or *privacy budget*; a smaller ϵ results in stronger privacy, while a larger ϵ results in weaker privacy. Noise drawn from the Laplace or Gaussian distributions can be used to achieve differential privacy.

Implementing differential privacy mechanisms can be tricky. Data practitioners must correctly determine the scale of noise to be added, account for the total privacy budget and for the composition of all analyses performed, and ensure that the system is free of side-channels that can reveal sensitive data (floating-point vulnerabilities [27, 38], sensitivity bugs [12], and timing attacks [29]). Moreover, mistakes can be difficult to find: when queries produce insufficiently private responses, users are unlikely to notice that desired privacy levels are unmet, and individuals’ data is at risk.

Existing DP Tools. Numerous tools and libraries have been developed to make implementing differential privacy easier for data practitioners [16, 17, 22, 25, 30, 35, 44–46, 48, 49, 54, 57, 58]. These tools attempt to handle the tricky parts of DP automatically. For example, tools may calculate sensitivity automatically [35, 49, 58] and ensure the privacy budget is not violated [17, 22, 30, 35, 44–46, 54, 57]. They may provide vetted implementations of basic DP mechanisms like the Laplace mechanism [16, 25, 44, 45, 57], and some also support machine learning applications [16, 45, 57]. Notably, DPCreator [17] and Private data Sharing Interface (PSI) [22] provide graphical interfaces designed for non-experts; the other tools require data science knowledge but reduce the need for DP expertise.

User Research around DP. Several studies have investigated people’s perception and understanding of DP. Bullek et al. [9] examined the comprehension of randomized response by utilizing animated spinners. Participants preferred spinners with higher privacy levels, but were not confident in high-privacy spinners. Cummings et al. [14] studied how the wording of explanations impact participants’ willingness to share data. The explanations raised participants’ expectations of privacy, but did not increase their willingness to share data.

Other studies explore solutions to communicate DP concepts to the general public. Xiong et al. [55] assessed the use

of scenarios to communicate DP guarantees. Kührtreiber et al. [32] replicated this study with participants from a different cultural and demographic background (Germany). The results showed a lack of DP understanding among participants, and indicated a need for a more effective method of communicating DP; German participants were more willing to share data compared to those in the USA and India. Nanayakkara et al. [41] present Visualizing Privacy (ViP), an interactive interface visualizing relationships between ϵ , accuracy, and disclosure risk. Ashena et al. [5] investigated the usability of interactive visual tools to communicate the trade-off between accuracy and privacy loss.

These studies with end users suggest that the general public has trouble understanding DP and tends to distrust DP claims. Our study extends prior research by investigating data practitioners’ DP understanding, since data practitioners need adequate understanding of DP to correctly implement it.

Usability of DP Tools. A few studies have examined the usability of DP tools. Garrido et al. [23] interviewed 24 practitioners from 9 major companies to understand the challenges in deploying differential privacy. Their findings highlight cumbersome data access processes blocking analysts, the importance of SQL over machine learning, and the need to prioritize data security. Murtagh et al. [39] studied the usability of the Privacy-preserving Integration (PSI) tool, a Web-based DP tool. Study participants succeeded at assigned tasks, but also identified areas of confusion and error. Sarathy et al. [50] conducted a usability study with 19 non-expert participants using the DP Creator prototype to understand perceptions, challenges, and opportunities around DP analysis. Their findings highlight user challenges including users’ poor understanding of decision implications, and difficulty accessing raw data and managing workflows. Our work builds on these studies by investigating multiple DP tools simultaneously.

Govtech Singapore conducted a usability assessment of DP tools [52]. They compared these tools’ capabilities in analysis (query type and interactivity), security (data visibility, floating-point vulnerability), usability (scalability, parameters’ input and feedback, pre- and post-query processing) and Differential Privacy (mechanisms, definitions, composition). However, this work did not involve any user testing.

Outside of DP tools, researchers have conducted usability studies on data science tools. Akil et al. [2] compared the usability of three prominent distributed data processing platforms for cloud computing (MapReduce, Spark, and Flink). Mehta et al. [36] evaluated five large-scale image analysis systems (SciDB, Myria, Spark, Dask, and TensorFlow). These studies show that data science tasks often have steep learning requirements. Data science tools often fail to meet data practitioners’ expectations for straightforward data processing and analysis. Our study explores if DP tools share the same usability issues as other data science tools.

3 Methods and Study Design

To evaluate the usability of DP tools, we chose usability testing methods [18, 42] to observe data practitioners’ efforts to understand and implement DP using these tools. Usability testing can also identify obstacles that impede data practitioners’ understanding of DP concepts or implementation. We used surveys, interviews, and think-aloud protocol [13] to collect a comprehensive set of data to answer our research questions. We chose to execute the usability test remotely rather than in-person so that we could recruit non-local participants. Research has shown that remote synchronous usability tests align closely in efficacy with traditional lab-based tests [3].

3.1 Selection of Differential Privacy Tools

To select tools for our study, we developed a set of inclusion criteria that would allow for direct comparisons between tools. We required that tools: (1) be open source, (2) support standard statistical queries (count, sum, average, etc.), (3) have comprehensive documentation, and (4) provide a Python API. Based on these criteria, we did not include graphical applications like DPCreator [17] or Private data Sharing Interface (PSI) [22], or machine learning tools [45, 57]. We eliminated Chorus [30, 49], GoogleDP [25], Privacy on Beam [48], PINQ [35], and ZetaSQL [54, 58] due to lack of Python support. We included the remaining four tools in our study: OpenDP [44], PipelineDP [46], DiffPrivLib [16], and Tumult Analytics [6].

3.2 Study Procedures

3.2.1 Recruitment & Screening

This study received approval from our university’s Institutional Review Board (IRB). We conducted a pilot study with four data science graduate students (one per tool) from our university. Outcomes included adjusting study time allocation, increasing participant compensation, and clarifying survey and interview questions. We compensated each pilot participant 25 US dollars.

We aimed to recruit 24 *data practitioners*, with a balance of *DP novices* and *DP experts*, according to best practices for usability testing with developers in the privacy and security field [1]. We posted the study on the Women in Machine Learning and OpenDP mailing lists, on Reddit in data science related subreddits, and on LinkedIn. The posts contained a link to our eligibility survey.

The eligibility survey (Appendix A) determined participants’ eligibility, obtained their informed consent, and gathered information about their Python and DP expertise. We deemed respondents eligible if they correctly answered 1 out of 2 of the Python questions (questions 4-5) and indicated adequate data science experience (questions 1-3). We categorized respondents to be *DP experts* if they answered 3 out of 4

ID	Tool	DP Expertise	DP Answers Correct	Black or Hispanic	Non-Male
E005	DiffPrivLib	Expert	100%		
E008	DiffPrivLib	Expert	75%	x	x
E011	DiffPrivLib	Expert	100%		x
N002	DiffPrivLib	Novice	0%		x
N004	DiffPrivLib	Novice [†]	75%		x
N011	DiffPrivLib	Novice	25%		x
E002	OpenDP	Expert	75%		
E007	OpenDP	Expert	100%		
E012	OpenDP	Expert	100%		
N003	OpenDP	Novice	50%	x	x
N008	OpenDP	Novice	50%		x
N012	OpenDP	Novice [†]	75%	x	x
E001	PipelineDP	Expert	100%		x
E004	PipelineDP	Expert	100%		
E009	PipelineDP	Expert	75%		
N005	PipelineDP	Novice	25%		x
N009	PipelineDP	Novice	25%		x
N013	PipelineDP	Novice	25%		
E003	Tumult	Expert	75%		
E006	Tumult	Expert	100%	x	
E010	Tumult	Expert	100%		
N006	Tumult	Novice	25%		x
N007	Tumult	Novice [†]	75%		
N010	Tumult	Novice	0%		x

Table 1: Summary of 24 study participants. The [†] symbol denotes participants who were initially categorized as DP experts by the eligibility survey but then re-categorized based on incorrect answers to DP questions in the post-task interview.

DP questions (questions 8-11) correctly, and *DP novices* otherwise. During our post-task interview (see Appendix C), we asked participants additional DP questions and re-categorized them as DP novices if they answered incorrectly.

Of the 109 respondents who started our eligibility survey, 83 completed it. We disqualified potential participants not considered data practitioners. From the qualified group of data practitioners, we invited 47 to the study, 34 scheduled a session, and we conducted 26 interviews. We assigned participants randomly to DP tools to minimize tool assignment bias. After the initial assignment, we confirmed with each participant that they had not used the assigned DP tool before.

Among the 26 participants, we excluded two from data analysis (N001, E012): One due to the participant’s inadequate Python skills, and the other due to an unavoidable session disruption that shortened task completion time. A summary of the 24 study participants, their tool assignments, and their responses to the eligibility survey appears in Table 1.

To address underrepresentation of females in data science and computing fields, we deliberately oversampled female participants. Participants’ ages spanned from 18 to 40, but most (14) fell between 25-34 years. Our sample consisted of 54% females, 38% males, 4% nonbinary individuals, and 4% who chose not to specify their gender. We conducted all usability test sessions on Microsoft Teams, following specific guidelines to maintain consistency. After the study session,

Task	Description
Task 1	How crowded is the restaurant on weekdays? (total number of visits for each weekday)
Task 2	Total amount of time spent by visitors on each weekday (exclude weekends).
Task 3	Average amount of time spent by visitors on each weekday (exclude weekends)

Table 2: Usability tasks. See Appendix E for our solutions, and Appendix D for details of the dataset used.

each participant was compensated with a gift card of 40 US dollars for up to 1.5 hours of study time.

3.2.2 Pre-task Procedures

Before commencing usability study tasks, we made sure participants shared their screens and understood the think-aloud protocol. Participants also reviewed a handout that covered fundamentals of DP and a tutorial with executable sample DP tasks in Jupyter notebook. We wrote equivalent tutorials for all four DP tools, telling participants to refer back to the handout and the tutorial during the study if they wished. We informed participants that they could also refer to the tool’s official documentation and use Google search during the study. We asked them not to use how-to resources, like StackOverflow. This ensured that participants had access to essential general resources (e.g., Python libraries) to complete the study tasks, but not to existing solutions.

3.2.3 Usability Testing Tasks

We designed three usability tasks on differentially private data analysis, shown in Table 2. We modeled the tasks on a demo in Pipeline DP’s documentation [46], changing it to a new, synthetic dataset that counted restaurant visits across a week. Each record represented a distinct visit with a visitor ID (see Appendix D). Our DP tasks involved common data analysis operations and queries supported by all four DP tools (i.e., count, sum, mean). We asked participants to try their best to complete the tasks in one hour by writing Python code in a shared Jupyter notebook.

The three tasks were the same across DP tools. The assigned total privacy budget was $\epsilon = 1.2$ for all the tasks. Participants could set all other parameters themselves (including the per-task privacy budget). We encouraged participants to speak their thought process using think-aloud, and we recorded both their spoken insights and on-screen actions during the study.

3.2.4 Post-task Procedures

Participants completed a post-task survey and a post-task interview (Appendices B and C). The survey repeated DP questions from the eligibility survey to assess participants’

DP understanding after the study. It also gathered data on participants’ study experiences. The post-task interview gathered richer qualitative data for deeper insights into participants’ challenges during study and their preferences for DP tools.

3.3 Usability Measurements and Data Analysis

3.3.1 RQ1: DP Understanding

Experienced data scientists sometimes fail to grasp the intricacies and subtleties of differential privacy [14, 56]. The DP tools in our study all aim to make DP more understandable to data scientists. To assess these tools’ effectiveness in supporting DP understanding, we used the same four DP knowledge questions in the eligibility survey and their post-task survey. We compared the difference in participants’ DP understanding from before their usability session to after completion. We also analyzed participants’ explanations of key DP concepts in our post-task interview and their reported useful sources for DP understanding from post-task survey and interview.

3.3.2 RQ2: DP Implementation

We used three common usability components — learnability, efficiency and error prevention — to assess how usable are the tools for DP implementation. [43] **Learnability** measures if new users can successfully use a specific tool or interface. We use task success and failure rates [7] to measure DP tools’ general learnability. Specifically, we evaluated whether users succeeded or failed to complete tasks and assessed the quality of their completed tasks. **Efficiency** measures how fast users can accomplish tasks with a specific tool or interface. We recorded the time taken to complete each task to measure DP tools’ efficiency. **Error prevention** is about how well a tool prevents user errors and, in the cases of error, how well a tool facilitates error identification and recovery. We defined errors as interruptions of progress toward task completion and qualitatively analyzed these interruptions from the screen recordings and post-task interviews. Additionally, We also analyzed participants’ post-task survey responses to identify the **factors that impacted DP implementation** in the study.

3.3.3 RQ3: User Satisfaction

We measure another key aspect of usability —user satisfaction— of the four DP tools through standardized measurements in our post-task survey. Since these tools are specialized data science tools for specific purposes, we customized the System Usability Scale (SUS) [8] and the Net Promoter Score (NPS) [26] for our study. We also analyze the qualitative data from post-task interview, including their tool experiences, overall satisfaction, and areas of improvement, to shed light on participants’ satisfaction with each tools.

3.3.4 Mixed-Methods Data Analysis

We report the descriptive statistics according to the DP tool so that usability could be compared across the four tools that were studied. We also report key statistics organized by participants' DP expertise level, either novice or expert, so that usability is recognized relative to participants' experience with DP. Due to the small sample size, we refrained from performing statistical tests to avoid over-generalization.

The first and the second authors also rigorously analyzed the qualitative data collected from this study, including transcripts of audio recordings, video recordings of participants' screen, and Jupyter notebooks from all sessions. The two authors used a hybrid thematic analysis approach combining inductive and deductive coding [21] to annotate the data. They created the initial codebook from the pilot session and continuously refined it through research team discussions during the full study data analysis. The finalized codebook included both qualitative codes (e.g., type of challenges during implementation, misunderstandings of DP concepts) and quantitative counts derived from qualitative assessment (e.g., number of correctly completed tasks, time taken for each task).

Then the first and the second author independently coded all qualitative data using the codebook. They resolved all coding conflicts either through their own discussion or through seeking consensus from the whole research team.

4 Results

4.1 RQ1: DP Understanding

4.1.1 Pre- and Post-Task Response to DP Questions

Figure 1 reports the average percentages of correct answers to the DP knowledge questions before and after study tasks, organized by participants' DP expertise level and by tool. Specifically, Figure 1a shows that experts provided similarly high percentages of correct answers pre- and post- tasks, possibly because they were already familiar with DP concepts. However, novices showed a boost in their DP understanding as their average correctness increased from 37.5% pre-task to 60% post-task. This result indicates that our study procedures, including the DP implementation tasks, particularly helped novices understand DP concepts. Figure 1b shows the by-tool differences in average correctness of DP knowledge questions pre- and post-task. All of the tools except OpenDP boosted participants' DP understanding, where DiffPrivLib saw the greatest jump of 20%.

4.1.2 Participants' Explanation of DP Concepts

To further investigate participants' understanding of DP, we looked at how they described key DP concepts in their own words during the post-task interview (Appendix C questions 2-3), focusing on DP, ϵ , privacy budget for each task, and total

privacy budget for all tasks. We aimed to see if participants understood that the privacy budget and ϵ essentially refer to the same concept and if they grasped the idea that the total privacy budget across multiple analyses accumulates the ϵ values (sequential composition).

All experts (100%) could accurately explain DP by providing correct definitions that emphasize DP's role in protecting individual data. Their understanding of the privacy budget for each task was high, at 92%, and their explanations of ϵ were also accurate (100%), showing they knew it as a measure of how much privacy might be lost. Furthermore, these participants had a solid grasp of the total privacy budget, with an 83% correctness rate, indicating they understood how privacy budgets add up over multiple analyses.

Novice participants had a 75% rate of correctly explaining DP, showing they have a basic understanding of its purpose to protect privacy. Their knowledge of the privacy budget per task was slightly lower, at 67%, and their understanding of ϵ was at 75%. Their ability to explain the total privacy budget showed a 58% correctness rate, suggesting they are starting to understand how privacy budgets accumulate, but may not fully understand all details.

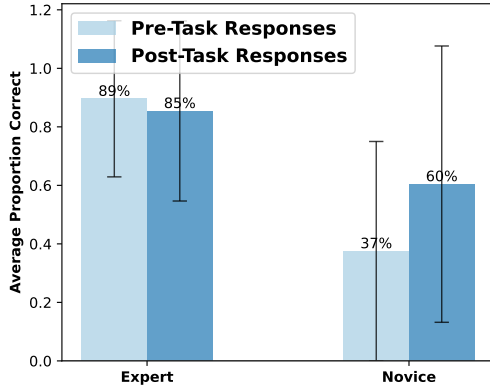
The tools participants used influenced their ability to explain differential privacy concepts, as reflected in the varying levels of understanding across different platforms.

- DiffPrivLib participants showed an 83% understanding of DP and ϵ , but their grasp of the privacy budget per task and the total privacy budget was lower, both at 67%.
- OpenDP participants were 100% successful in explaining DP and ϵ , with an 83% understanding of the privacy budget per task and a 67% of the total privacy budget.
- PipelineDP participants had mostly correct explanations of DP, the privacy budget per task, and ϵ (all at 83%), with a 67% understanding of the total privacy budget.
- Tumult participants consistently showed an 83% correctness across all DP concepts, including a good understanding the total privacy budget.

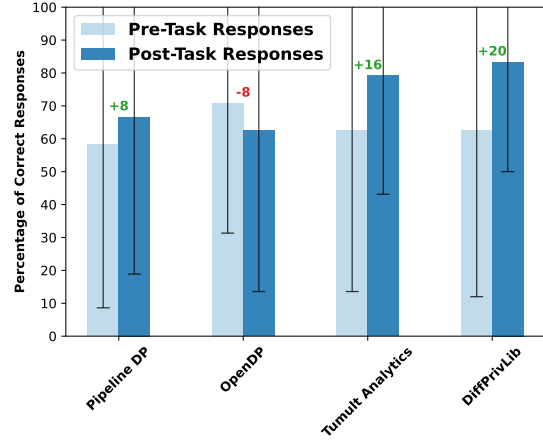
These findings show the importance of participants' prior DP knowledge on their understanding, as DP experts explained key DP concepts better than novices. The choice of tool can also shape participants' post-study DP understanding, with each tool offering different strengths in conveying the principles of DP. In summary, these results highlight the role of tool design and educational content in helping users from different backgrounds understand complex privacy concepts.

4.1.3 Useful Sources for DP understanding

Participants selected the sources that helped them understand DP concepts during the study in the post-task survey and results appear in Figure 2. The results by tool (Figure 2a) show



(a) By expertise level



(b) By tool

Figure 1: Average percentages of correct answers to DP questions before and after study tasks.

that participants found the handout and tutorial as the most useful sources to support DP understanding across all tools. The results by expertise level (Figure 2b) show that experts relied heavily on their prior DP knowledge, while novices used the handout and tutorial to understand DP concepts.

Post-task interview data suggests that concrete examples (like the ones in our tutorials) and short explainers (like the handout) helped participants understand important DP concepts, as E001 commented: *"It also helped to have the tutorial. ... if you had only given me the documentation... it would have taken me much longer to put it together."* Note that the handout and the tutorial were created by the study team as part of study instrument, so we cannot fully attain novices' increased DP understanding in 4.1.1 to DP tools themselves.

Post-task interview data also reveals that participants could use more support for DP understanding. In the case of ϵ -values and privacy budgets, we asked participants how strong the thought the privacy protection was for their just-completed task. Responses lacked consistency and confidence. One DP expert (E006) said: *"That's the hard question to answer. The total privacy budget for all of the tasks was 1.2, a value that is in-line with recommended guidelines. $[\epsilon]$ is around 1.0. So, maybe that's somewhat strong."* Other answers showed different perspectives: *"I think $[\epsilon]$ should be much lower...probably around .5 or probably even lower...with 1.2 I wasn't seeing much variance in the results."* (E003) and *"Pretty strong...very strong, actually"* (N007).

4.2 RQ2: DP Implementation

4.2.1 Learnability

Evaluating task completion was, by itself, not enough to judge whether participants had learned to use DP tools. We also judged the quality and correctness of the completed tasks.

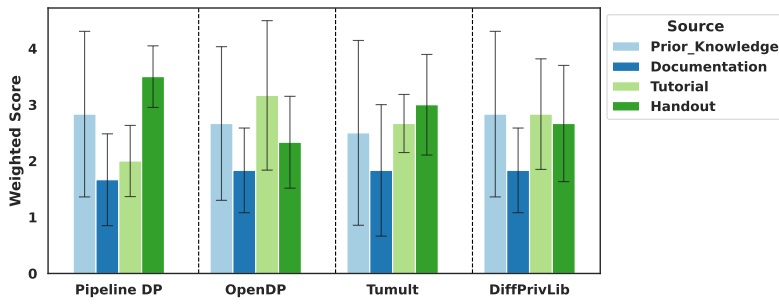
A completed task solves the assigned problem using Python code. A correct task has a solution that implements differential privacy according to proper DP practice.

Figure 3a shows the overall completion rates for three usability testing tasks across four tools. The completion rates vary among tools: all DiffPrivLib participants completed all three tasks, while none of the OpenDP participants completed tasks #2 or #3. Tumult Analytics and PipelineDP results fall between these two extremes, with all participants completing at least task #1.

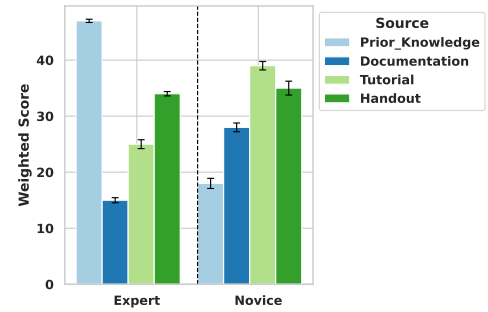
The varying completion rates may derive from tools' different API designs. DiffPrivLib provides a minimal API and encourages users using it in combination with existing Python data analytics libraries like Pandas. Similarly, Tumult Analytics mimic an existing data analytics API called Spark. OpenDP, in contrast, does not leverage better known Python libraries for a learning scaffold. The OpenDP API requires users to understand technical details of DP like composition of transformations in order to perform analytics tasks. Participant comments on API design from post-task interviews lend support to this finding. For example, one expert participant (E006) liked the similarity of the Tumult Analytics to Spark: *"I think the fact that it was very similar to Spark was really helpful...I have a decent amount of experience with Spark and Pandas, so that was very intuitive."*

Figure 3b shows the task correctness rates. Some participants completed tasks but incorrectly, so the correctness rates are no larger than the corresponding completion rates. Combined, the completion and correctness rates show that: (1) complete Tumult Analytics and OpenDP solutions were all correct; (2) complete PipelineDP solutions were mostly—but not all—correct; (3) Complete DiffPrivLib solutions were all *incorrect* for tasks #2 and #3.

Our qualitative analysis of the screen recordings revealed

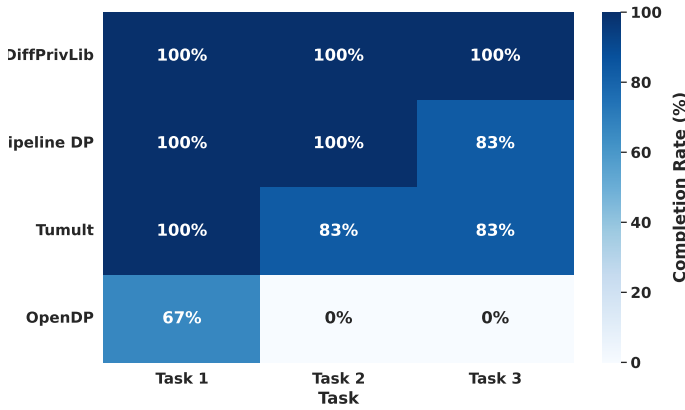


(a) Useful sources by tool

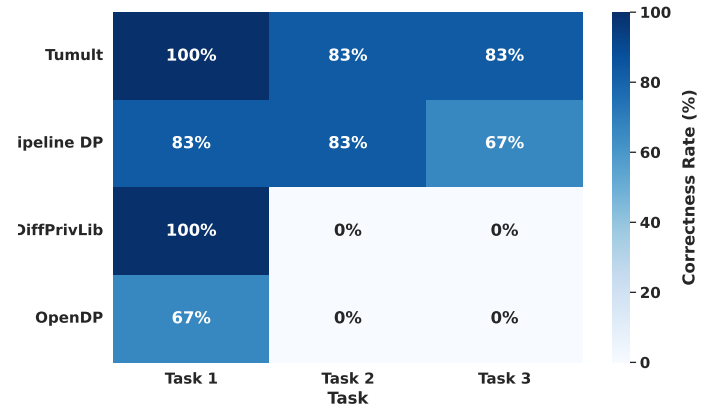


(b) Useful sources by expertise level

Figure 2: Useful sources that support participants' DP understanding, by tool (a) and by expertise level (b).

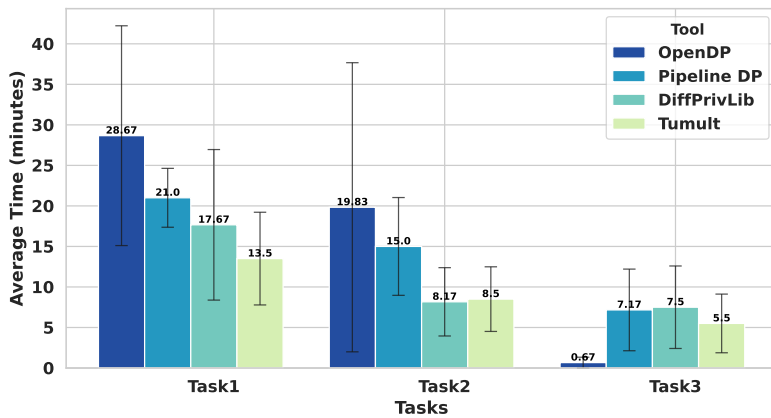


(a) Task completion rates by task and tool

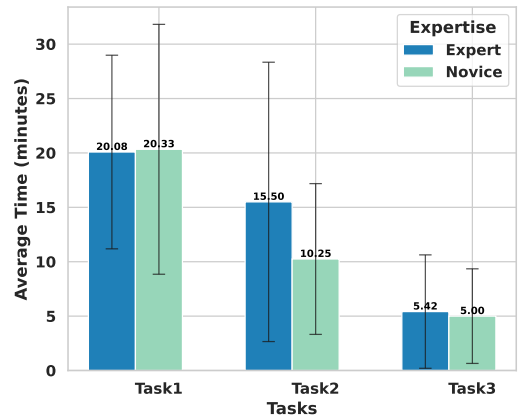


(b) Task correctness rates by task and tool

Figure 3: Learnability of DP tools measured by (a) task completion rates and (b) task correctness rates. Each cell represents the percentage of participants who completed or correctly completed the task using the tool.



(a) Average time taken by tool



(b) Average time taken by expertise level

Figure 4: Average task completion time: (a) by tool (b) by expertise level.

the causes of some incorrectly completed tasks. First, all six DiffPrivLib participants failed to apply the correct sensitivity, which refers to the upper and lower bounds that provide the extent of valid DP, in tasks #2 and #3. (Task #1, a counting query, has a sensitivity of one, a value that is intuitively correct.) DiffPrivLib does not signal any error related to sensitivity bounds, even though this mistake violates DP. Some expert participants were uneasy about their approach for setting sensitivity, but even these participants were not able to produce correct solutions.

Second, some tools lack informative feedback about query results' correctness. For example, one PipelineDP participant (E004) used strings (rather than integers) as grouping keys, resulting in histograms containing only 0s, and the participant did not notice the mistake. The participant later discussed this in the post-task interview, *"It's the right number of attributes and it's the right metric...the result is very noisy,"* but he added, *"I don't know if there's a way to check the final [privacy] budget."* In this case, Pipeline DP's lack of feedback affected the solution's correctness but did not violate DP.

Finally, another main cause was confusion about whether (and how) the tools handles the privacy budget, particularly for Pipeline DP and DiffPrivLib. E009 commented on PipelineDP: *"I would expect maybe that [a] budget accountant object could tell me my budget so far. [I'm] looking for a way to figure out how much I spent so far."* And N011 on DiffPrivLib: *"[I'm] confused about how the privacy budget would be handled at the object level. When creating the mechanism objects, should I use the same object for every analysis...and the ϵ will add up to the right number...can you compose all of those together? That wasn't totally clear to me."*

4.2.2 Efficiency

To measure efficiency, we calculated the time taken to complete each task by reviewing the screen recordings. Figure 4a shows the time taken on each task by tools. OpenDP participants spent the most time on task #1 (nearly 30 minutes on average), while Tumult Analytics participants spent the least (fewer than 15 minutes on average), with DiffPrivLib and PipelineDP falling in between. The time taken for Task #2 shares a similar trend while all participants spent less time on task #2 than task #1. However, time taken for task #3 varied. OpenDP participants spent almost no time on task #3, while participants using the other three tools spent similar amounts of time on task #3, but less than that of tasks #1 and #2. The total time limit (1 hour) imposed on all tasks may affect the time spent on task #3. OpenDP participants spent nearly all of the allotted time on tasks #1 and #2, leaving little time for task #3. Participants using the other tools either finished task #3 quickly or ran out of time.

Figure 4b shows the time spent on each task, by participants' expertise level. For tasks #1 and #3, novices and experts took roughly the same amount of time; for task #2, how-

ever, experts took *longer* than novices. Our analysis of screen recordings shows that experts spent additional time considering the impact of parameter settings and the correctness of their approach. Novice users, on the other hand, typically accepted the tool's default settings and did not spend time considering these issues.

4.2.3 Error prevention

Quantitative results. We defined errors in the study as interruptions of progress toward task completion. Specifically, we called these interruptions "stucks" and qualitatively identified six types of stuck in Table 3. We also analyzed if participants were able to resolve a stuck situation, which we refer to as "unstuck". We compiled the frequency of "stuck" and "unstuck" events by tool and by participants' DP expertise levels. This analysis revealed the nature of errors and if participants can recover from these errors. We use "unstuck rate" to indicate the percentage of participants getting unstuck from stucks.

The unstuck rates vary across tools. Participants assigned to Tumult Analytics (38/43 for 88%), DiffPrivLib (27/31 for 87%), and PipelineDP (38/54 for 70%) often managed to get unstuck, but those assigned to OpenDP rarely got unstuck (22/79 for 28%). Overall, DP experts and novices had similar unstuck rates, as 64% of experts' got unstucks (67/105) and 57% of novices' got unstuck (58/102). OpenDP was an exception. Novices using OpenDP became terminally stuck (6/36 for 83%) at a higher rate than experts (16/43 for 63%).

The most frequent stuck types were documentation stucks (65 counts), where participants had difficulty finding answers in tools' documentation, and tool stucks (58 counts), where participants struggled to execute tools' function calls or to interpret tools' error messages. The unstuck rates were low (31/65 for 48% and 29/58 for 50%). Task stucks were common (34 counts) but most participants got unstuck (31/34 for 91%) by asking researchers for task clarification. Our participants also experienced many Python stucks but they almost always got unstuck through consulting sources (27/28 for 96%). The last stuck type, DP stucks (4 counts) was rare.

Qualitative results. The qualitative analysis from post-task interviews clarified the contexts and causes for documentation and tool stucks. Regarding documentation, N012 was frustrated by the lack of examples *"The frustration was that there were no examples. Even online I couldn't get examples of people running into the same problem."* Others found the format of the documentation challenging. For example, OpenDP's documentation includes many functions on a single page without search function, which led to E013's struggle *"In the documentation, I...just got lost in it a bit...I think I wasted a lot of time trying to find...answers."* Furthermore, participants wished the tool documentation included more DP-specific recommendations, such as the best DP mechanism for a data analysis task. For example, an expert participant (E005) assigned to DiffPrivLib *"I do think that sometimes when you*

Stuck Type (Abbreviation)	Definition
Python stuck (Python)	Don't know the correct Python or Pandas function to use.
Tool stuck (Tool)	Don't know the correct DP tool function to use. Failing to interpret error codes.
Expected result stuck (Result)	Answer from a DP tool query that is not in line with expected DP values.
Documentation stuck (Documentation)	Struggle to interpret documentation descriptions.
Question stuck (Task)	Misinterpretation of a Task assignment, or need to clarify a Task detail.
DP misunderstanding (DP)	Incorrectly interpreting or applying DP.

Table 3: Definitions of six types of stuck from our qualitative analysis

present people with a suite of 16 options, it's important to detail what the differences are and when one option might be more effective than another."

For tool stuck, participants struggled to find how to set parameters for some mechanisms, especially for PipelineDP, which includes several parameters not shared by other tools. E001 commented on the documentation about the upper bound for data values in PipelineDP; *"I'm not super super sure about this maximum value because I'm not sure if I interpret it correctly [in] the documentation."* They also primarily struggled with DP tools' error messages, particularly with OpenDP's Rust-based API, as E002 said: *"The error messages will typically be a stack trace from Rust, and I don't really know any Rust. So coming from a Python experience, [it] might be better to have error messages in Python that indicate the error in the line of Python."*

4.2.4 Factors impacting DP Implementation

Participants' post-task survey responses revealed what factors helped or hindered their DP implementation in the study. Full results appear in Figures 5 and 6 in Appendix F. Both novices and experts said the tutorial was generally the most helpful resource we provided, with tool documentation and data science skills close behind. Novices were primarily hindered by lack of DP knowledge, while experts were primarily hindered by documentation. These results highlight the importance of documentation: experts reported this factor as the largest hindrance in completing the tasks (Figure 6b). They also reveal the impact of DP tools' APIs: participants found their data science skills helpful *except* in the case of OpenDP, whose API differs from mainstream data science tools (Figure 5a).

4.3 RQ3: User Satisfaction

4.3.1 Quantitative Ratings

To measure user satisfaction, we used customized Net Promoter Score (NPS) and System Usability Scale (SUS) metrics. DiffPrivLib had the highest satisfaction scores, while OpenDP had the lowest scores. DiffPrivLib had the highest NPS (33.33), followed by Tumult Analytics (-16.67), PipelineDP (-33.33), and OpenDP(-66.67). Similarly, DiffPrivLib had the highest SUS score (63.89), followed by Tu-

mult Analytics (57.64), PipelineDP (54.51), and OpenDP (38.19). Full statistics appear in Figure 7 in Appendix F.

These ratings align with the task completion rates associated with each tool (Figure 3a)—DiffPrivLib had the highest user satisfaction ratings and the highest completion rate, followed by Tumult Analytics, PipelineDP, and OpenDP. This suggests that participants were most satisfied with tools that made it easy for them to complete the study tasks.

4.3.2 Qualitative Results by Tool

Our qualitative results from the post-task interview data triangulated the above quantitative ratings and revealed the nuances of each tool's user experience, as described below.

DiffPrivLib received positive responses for its API and documentation: *"I liked the API of the tool. I thought the documentation was pretty clear"* (E005). Participants also liked its compatibility with familiar libraries: *"I really liked that it integrated nicely into a library that I already have worked with, Pandas..."* (E011) and felt comfortable with the tool by the end of the session: *"Now...I'm on task three, I feel like I have a hang of the pattern...this isn't adding that much more time to my typical process."*(E011)

Participants appreciated Tumult Analytics' familiar API, as E010 said: *"Similarity with Pandas was definitely a plus. That's probably the best thing they've done there."* However, E003 expressed frustration with its documentation, noting, *"Going through the Tumult Analytics documentation was kinda frustrating. It was just a single-page documentation and I had to like scroll all the way down to find the exact syntax."* The feedback addressed the user need for improved documentation navigation.

Feedback for PipelineDP also highlighted documentation challenges: *"The documentation was quite incomplete...sometimes it just had one sentence about terms like 'Max contribution' or 'Max value' and it wasn't really clear to me what that meant."*(E004). Participants also wanted the ability to search: *"What [does] the documentation say about the budget? I don't have a way to search this page."*(E001) and found error messages confusing: *"I think the error message wasn't super clear and it would be tough to debug."*(E004). Several participants wished for examples in the documentation: *"Functions should contain some examples...[like] what*

each parameter is...." (N009)

Participants also found OpenDP's error messages and documentation challenging: *"The error messages I'm getting here come from Rust and I don't know what it means." (E007)*, and: *"The documentation wasn't useful...[I] felt like it was a little confusing...." (N008)*. OpenDP participants also wished for examples: *"it would have been a lot more helpful if there were examples." (N012)*

5 Discussion and Recommendations

We outline the study limitations, discuss usability insights accounting for the differences among these tools, and provide actionable recommendations to improve DP tools' usability.

5.1 Limitations

We acknowledge several limitations of this study. First, we only evaluated four DP tools to ensure the usability tasks are comparable across tools. Our results cannot represent all DP tools, but our recommendations for usability improvement can benefit other non-Python, non-open-source DP tools. Similarly, our findings may not generalize to all data practitioners due to our small US sample. Due to the small sample size, we also refrained from performing statistical tests to avoid over-generalization. Instead, we focus on reporting descriptive statistics of our quantitative results. Our sample size is similar to prior usability studies evaluating privacy and security developer tools [33, 40] to generate valid insights.

Second, the study design introduced confounding factors to RQ1 and RQ2 results because our DP handout and tutorials (Section 3.2) may lend participants additional help to complete the tasks. However, this is by design to ensure that all participants can make meaningful progress on these tasks during the study. To minimize this impact, we tailored our handout and tutorials not to reveal answers to any tasks.

Moreover, we only evaluated the usability of three first-step tasks to apply DP in data analysis. The results may not reflect the usability for the full capability of these DP tools. Since usability issues surfaced in these first-step tasks can hinder initial user adoption, our recommendations based on these findings are still valuable to increase DP tools' adoption.

5.2 Provide Usable Documentation

Our results in Sections 4.2.3 and 4.3.2 highlighted the usability problems with DP tools' official documentation, leading to the following recommendations.

Include specific examples. Many participants requested more sample use cases and code within DP tools' documentation. Participants were sometimes able to find the documentation for the function they wanted to use, but had trouble understanding the descriptions of each parameter and were not able to find examples making use of the documented function.

Documentation for Python libraries like NumPy and Pandas provides short examples for each documented function in the API. None of the tools we studied provide similar examples. Adding them would improve documentation usability.

Improve documentation navigation. Participants struggled with single-page formatting used for documentation by all the tools we studied (see Section 4.3.2). This formatting puts documentation for every API function within a module or class in a single web page. The long page is difficult to navigate when the module is large. Mainstream Python libraries like NumPy and Pandas, by contrast, use one page per documented function, which could be a better way to organize DP tools' documentation. Participants also hoped to be able to search within documentation, which is not supported by tools like PipelineDP. We recommend DP tools making their documentation—including tutorials and examples—be searchable.

Help users find relevant tutorials. All of the tools we studied do provide tutorials and code examples as part of their documentation, typically indexed by use case (e.g., "how to perform counting queries with the Laplace mechanism"). However, participants struggled to find specific tutorials because the tutorial descriptions do not match the precise task they wanted to accomplish. The ability to search tutorials for the API features they use, and additional links from documented functions in the API to tutorials that use them would help users locate relevant tutorials.

Provide advice on what to do, not just how to do it. In many cases, participants had trouble deciding what API function to use—for example, given a choice between the Laplace, Gaussian, or Geometric mechanisms, which one is best? (see Section 4.2.3). Existing tool documentation fail to address these questions since they predominantly emphasized how to use a specific mechanism rather than which mechanism to choose. Thus we recommend DP tools to include advice in their documentation on how to select the right mechanism.

5.3 Improve API Usability

Our results articulated participants' experiences with DP tools' API, leading to the following recommendations.

Leverage users' familiarity with mainstream APIs. Results in Sections 4.2.1 and 4.2.2 suggest that participants implemented DP more successfully with DP tools that incorporate mainstream APIs that they are familiar with. The intersection of DiffprivLib with ubiquitous libraries like Pandas, garnered commendation. This cohesive integration provided a scaffold for new learning and obviated the need for relearning. Users could seamlessly transpose their extant knowledge to the DP context, augmenting overall satisfaction. Tumult Analytics was also appreciated for the way its API mimicked that of Spark. In contrast, PipelineDP provides an API centered on performing multiple aggregations at once, and OpenDP

provides an API that focuses on transformations and composition. Neither is similar to mainstream data science APIs, which impeded participants' DP implementation in the study.

Assist users in setting DP-related metadata via APIs. The tools we studied each have a different way of obtaining DP-related metadata from the user (e.g. total privacy budget, ϵ per query, upper bound on data values, etc). Since these metadata are DP-specific, it is critical for DP tools to carefully design APIs that involve these metadata.

Specifically, DiffPrivLib and Tumult Analytics handle this challenge well. DiffPrivLib includes default values for metadata. Most participants used these defaults without changing them or even without realizing they were being used. The choice to use default values simplifies the API, but may result in users accidentally accepting inappropriate default values. DiffPrivLib often issues warnings when default values could result in privacy failures. This helped participants to complete the tasks correctly, and suggests that default values can be effective if appropriately selected and implemented. Tumult Analytics generally requires users to specify DP-related metadata. Participants found the tool's API for this to be easy to use and well-documented. Participants especially appreciated that Tumult Analytics provides clear opportunities to set total and per-query privacy budgets.

In contrast, while also requiring users to set DP-related metadata, PipelineDP and OpenDP fell short. Participants found PipelineDP's API for setting metadata confusing, and struggled with settings like `max_value`, `partition_extractor`, and `privacy_id_extractor`. For OpenDP, participants in our study found its API challenging overall, which affected the metadata portion.

We recommend that DP tools should assist users in configuring the key DP-related metadata, including exposing metadata settings, providing documentation for each metadata setting, and auto filling appropriate default values.

Ensure clarity in privacy budgeting & budget tracking. Both novices and experts in our study were concerned with setting and tracking the privacy budget (Section 4.3.2). Tumult Analytics made this process explicit by asking users to set the total and per-query budget with required API calls. This process was not as clear in other DP tools: Some participants assigned to PipelineDP and DiffPrivLib were not sure whether the library keeps track of the privacy budget at all. This confusion did not necessarily result in failure to complete the study tasks, but it would result in unintended privacy violations in real-world implementations. We recommend that DP tools should clearly convey how to set the privacy budget and how (or whether) the tool accounts for the total budget.

5.4 Improve Error Prevention & Recovery

Sections 4.2.3 and 4.3 yielded insights how DP tools can prevent user errors and help user recover from errors.

Raise errors when DP might be violated. PipelineDP, Tumult Analytics, and OpenDP actively prevent DP violations—they require users to wrap sensitive data using special objects, and then throw an error if the user attempts to perform actions that would violate DP. DiffPrivLib, on the other hand, relies on the user to avoid violating DP; for example, DiffPrivLib relies on the user to set the sensitivity for every mechanism, and does not check that the specified sensitivity has been correctly enforced for the input data. Figure 3 shows that all of the participants assigned to DiffPrivLib completed all three tasks, but *every single participant* violated DP in their solutions for tasks #2 and #3 and failed to correctly complete them. Thus, we recommend that DP tools should ensure that potential violations of DP result in clear error messages.¹

Provide error messages with documentation pointers. When errors occurred during tasks, many participants had difficulty diagnosing and recovering using the information provided. In particular, participants assigned to PipelineDP and OpenDP described confusion over the meaning of error messages, and trouble finding documentation to understand and fix the problem. DiffPrivLib and Tumult Analytics generally provided useful error messages. We recommend DP tools to provide informative error messages about how to fix the error, including pointers to documentation about each type of error—especially when the error is DP-related.

Avoid error messages in unfamiliar programming languages. OpenDP highlighted a significant challenge when error messages generated in Rust are presented to users who primarily have a Python background. These messages can be particularly perplexing for users who are not familiar with Rust. Tumult Analytics, built on Spark, also mixes languages. However, Tumult Analytics exposes a Python API that hides this mixing. Participants had less trouble with its API error messages than they did with OpenDP. We recommend that DP tools should provide feedback like error messages in the programming language most familiar to their intended users.

Balance DP violation prevention and general usability. We also observe the tension between preventing DP violation errors and maintaining the tool's usability (Sections 4.2.1 and 4.3.1). OpenDP's strict API was effective at preventing DP violations, but OpenDP had lower completion rates and satisfaction ratings. DiffPrivLib's flexible API resulted in many DP violations but received high completion rates and satisfaction scores. Tumult Analytics seems to strike the best

¹DiffPrivLib raises a "privacy leakage warning" in some situations that may violate DP (e.g. when setting parameter based on the data), but not in all such cases. In particular, when the programmer uses an external library like Pandas to produce an aggregate result—as all of the participants in our study did—then DiffPrivLib cannot enforce sensitivity bounds on the query, and does not raise a warning.

balance. Its API was effective at preventing DP violations where users had high completion rates and satisfaction ratings. This indicates that DP tools may need to balance between their goal to prevent DP violation errors and the tool’s usability.

5.5 Help Users with DP Foundations

Our study surfaced a general need for additional resources to help tool users better understand DP concepts. Many participants were not confident about the parameter settings they used or were not sure how robust the resulting privacy protections would be (Sections 4.1 and 4.3.2). These results reinforced previous findings that DP concepts are complex and difficult to communicate [9, 14, 32, 55], even for data practitioners. We describe some recommendations for DP tools to help address this challenge among data practitioners.

Provide general educational materials. Section 4.1.1 suggests that our study procedures may improve novices’ understanding of DP itself. DP tools may be able to replicate this effect by providing or directing users to general DP educational materials, similar to the handout and tutorials we provided to participants in this study.

Help novices understand privacy guarantee. Our results indicated that many novices had difficulty understanding and describing the privacy budget (Section 4.1.2), and that both novices and experts sometimes had trouble describing the strength of the privacy guarantee (Section 4.3.2). In addition, several participants were unsure if their DP outputs would be private enough to be shared or published. We encourage DP tools to provide more guidance on privacy guarantee and its strengths to data practitioners using their tools, as well as on how to properly citing privacy-preserving statistics when disseminating DP analyses.

6 Conclusion

We presented the first comprehensive usability study that evaluates four Python-based DP tools with data practitioners. Our findings showed notable differences among these tools in four usability aspects: learnability, efficiency, error prevention, and user satisfaction. Participants were highly satisfied with DiffPrivLib’s simple, flexible API and completed the tasks quickly, but they made mistakes that violated DP. On the other hand, participants were less satisfied with complex APIs like OpenDP’s and struggled to complete study tasks, but these tools prevented DP violations better. Tumult Analytics seemed to balance error prevention, efficiency, and user satisfaction well.

We recommend that DP tools should provide easy-to-navigate documentation with intuitive examples, improve their API designs to ease users’ learning curves, enhance their error prevention/recovery capability, and offer educational resources that help strengthen users’ DP foundation.

We aim for our findings and recommendations to facilitate the broader adoption of DP.

References

- [1] Yasemin Acar, Sascha Fahl, and Michelle L Mazurek. You are not your developer, either: A research agenda for usable security and privacy research beyond end users. *2016 IEEE Cybersecurity Development (SecDev)*, pages 3–8, 2016.
- [2] Bilal Akil, Ying Zhou, and Uwe Röhm. On the usability of hadoop mapreduce, apache spark & apache flink for data science. In *2017 IEEE International Conference on Big Data (Big Data)*, pages 303–310. IEEE, 2017.
- [3] Morten Sieker Andreassen, Henrik Villemann Nielsen, Simon Ormholt Schröder, and Jan Stage. What happened to remote usability testing? an empirical study of three methods. *CHI ’07*, page 1405–1414, New York, NY, USA, 2007. Association for Computing Machinery.
- [4] Apple. Apple: Differential Privacy Overview, 2023. https://www.apple.com/privacy/docs/Differential_Privacy_Overview.pdf.
- [5] Narges Ashena, Oana Inel, Badrie L. Persaud, and Abraham Bernstein. Casual users and rational choices within differential privacy. In *Proceedings of the 2024 IEEE Symposium on Security and Privacy*, pages 88–88, 2024.
- [6] Skye Berghel, Philip Bohannon, Damien Desfontaines, Charles Estes, Sam Haney, Luke Hartman, Michael Hay, Ashwin Machanavajjhala, Tom Magerlein, Gerome Miklau, et al. Tumult analytics: a robust, easy-to-use, scalable, and expressive framework for differential privacy. *arXiv preprint arXiv:2212.04133*, 2022.
- [7] Nigel Bevan. Practical issues in usability measurement. *Interactions*, 13(6):42–43, 2006.
- [8] John Brooke. Sus: a “quick and dirty” usability. *Usability evaluation in industry*, 189(3), 1996.
- [9] Brooke Bullek, Stephanie Garboski, Darakhshan J Mir, and Evan M Peck. Towards understanding differential privacy: When do people trust randomized response technique? In *Proceedings of the 2017 CHI Conference on Human Factors in Computing Systems*, pages 3833–3837, 2017.
- [10] Nicholas Carlini, Chang Liu, Úlfar Erlingsson, Jernej Kos, and Dawn Song. The secret sharer: Evaluating and testing unintended memorization in neural networks. In *28th {USENIX} Security Symposium ({USENIX} Security 19)*, pages 267–284, 2019.

- [11] Nicholas Carlini, Florian Tramer, Eric Wallace, Matthew Jagielski, Ariel Herbert-Voss, Katherine Lee, Adam Roberts, Tom Brown, Dawn Song, Ulfar Erlingsson, et al. Extracting training data from large language models. In *30th USENIX Security Symposium (USENIX Security 21)*, pages 2633–2650, 2021.
- [12] Sílvia Casacuberta, Michael Shoemate, Salil Vadhan, and Connor Wagaman. Widespread underestimation of sensitivity in differentially private libraries and how to fix it. In *Proceedings of the 2022 ACM SIGSAC Conference on Computer and Communications Security*, pages 471–484, 2022.
- [13] Lynne Cooke. Assessing concurrent think-aloud protocol as a usability test method: A technical communication approach. *IEEE Transactions on Professional Communication*, 53(3):202–215, 2010.
- [14] Rachel Cummings, Gabriel Kaptchuk, and Elissa M Redmiles. "i need a better description": An investigation into user expectations for differential privacy. In *Proceedings of the 2021 ACM SIGSAC Conference on Computer and Communications Security*, pages 3037–3052, 2021.
- [15] Damien Desfontaines. *Lowering the cost of anonymization*. PhD thesis, ETH Zurich, 2020.
- [16] DiffPrivLib, 2023. <https://github.com/IBM/differential-privacy-library>.
- [17] DP Creator, 2023. <https://github.com/opendp/dpcreator>.
- [18] Joseph S Dumas and Janice Redish. A practical guide to usability testing, 1999.
- [19] Cynthia Dwork, Frank McSherry, Kobbi Nissim, and Adam Smith. Calibrating noise to sensitivity in private data analysis. In *Theory of cryptography conference*, pages 265–284. Springer, 2006.
- [20] Cynthia Dwork, Aaron Roth, et al. The algorithmic foundations of differential privacy. *Foundations and Trends® in Theoretical Computer Science*, 9(3–4):211–407, 2014.
- [21] Jennifer Fereday and Eimear Muir-Cochrane. Demonstrating rigor using thematic analysis: A hybrid approach of inductive and deductive coding and theme development. *International journal of qualitative methods*, 5(1):80–92, 2006.
- [22] Marco Gaboardi, James Honaker, Gary King, Jack Murtagh, Kobbi Nissim, Jonathan Ullman, and Salil Vadhan. Psi (Ψ): a private data sharing interface. *arXiv preprint arXiv:1609.04340*, 2016.
- [23] Gonzalo Munilla Garrido, Xiaoyuan Liu, Florian Matthes, and Dawn Song. Lessons learned: Surveying the practicality of differential privacy in the industry. *arXiv preprint arXiv:2211.03898*, 2022.
- [24] Google. Google: Differentially private heatmaps, 2023. <https://blog.research.google/2023/04/differentially-private-heatmaps.html>.
- [25] Google’s differential privacy libraries, 2023.
- [26] Douglas B Grisaffe. Questions about the ultimate question: conceptual considerations in evaluating reichheld’s net promoter score (nps). *Journal of Consumer Satisfaction, Dissatisfaction and Complaining Behavior*, 20:36, 2007.
- [27] Samuel Haney, Damien Desfontaines, Luke Hartman, Ruchit Shrestha, and Michael Hay. Precision-based attacks and interval refining: how to break, then fix, differential privacy on finite computers. *arXiv preprint arXiv:2207.13793*, 2022.
- [28] Bargav Jayaraman, Lingxiao Wang, Katherine Knipmeyer, Quanquan Gu, and David Evans. Revisiting membership inference under realistic assumptions. *arXiv preprint arXiv:2005.10881*, 2020.
- [29] Jiankai Jin, Eleanor McMurtry, Benjamin IP Rubinstein, and Olga Ohrimenko. Are we there yet? timing and floating-point attacks on differential privacy systems. In *2022 IEEE Symposium on Security and Privacy (SP)*, pages 473–488. IEEE, 2022.
- [30] Noah Johnson, Joseph P Near, Joseph M Hellerstein, and Dawn Song. Chorus: a programming framework for building scalable differential privacy mechanisms. In *2020 IEEE European Symposium on Security and Privacy (EuroS&P)*, pages 535–551. IEEE, 2020.
- [31] Daniel Kifer, Solomon Messing, Aaron Roth, Abhradeep Thakurta, and Danfeng Zhang. Guidelines for implementing and auditing differentially private systems. *arXiv preprint arXiv:2002.04049*, 2020.
- [32] Patrick Kühtreiber, Viktoriya Pak, and Delphine Reinhardt. Replication: The effect of differential privacy communication on german users’ comprehension and data sharing attitudes. In *Eighteenth Symposium on Usable Privacy and Security (SOUPS 2022)*, pages 117–134, 2022.
- [33] Tianshi Li, Yuvraj Agarwal, and Jason I Hong. Coconut: An ide plugin for developing privacy-friendly apps. *Proceedings of the ACM on Interactive, Mobile, Wearable and Ubiquitous Technologies*, 2(4):1–35, 2018.

- [34] Wired Magazine. T-Mobile’s \$150 Million Security Plan Isn’t Cutting It, 2023. <https://www.wired.com/story/tmobile-data-breach-again/>.
- [35] Frank D McSherry. Privacy integrated queries: an extensible platform for privacy-preserving data analysis. In *Proceedings of the 2009 ACM SIGMOD International Conference on Management of data*, pages 19–30, 2009.
- [36] Parmita Mehta, Sven Dorkenwald, Dongfang Zhao, Tomer Kaftan, Alvin Cheung, Magdalena Balazinska, Ariel Rokem, Andrew Connolly, Jacob Vanderplas, and Yusra AlSayyad. Comparative evaluation of big-data systems on scientific image analytics workloads. *arXiv preprint arXiv:1612.02485*, 2016.
- [37] Microsoft. Microsoft AI: Differential Privacy, 2023. <https://www.microsoft.com/en-us/ai/ai-lab-differential-privacy>.
- [38] Ilya Mironov. On significance of the least significant bits for differential privacy. In *Proceedings of the 2012 ACM conference on Computer and communications security*, pages 650–661, 2012.
- [39] Jack Murtagh, Kathryn Taylor, George Kellaris, and Salil Vadhan. Usable differential privacy: A case study with psi. *arXiv preprint arXiv:1809.04103*, 2018.
- [40] Alena Naiakshina, Anastasia Danilova, Christian Tiefenau, Marco Herzog, Sergej Dechand, and Matthew Smith. Why do developers get password storage wrong? a qualitative usability study. In *Proceedings of the 2017 ACM SIGSAC Conference on Computer and Communications Security*, pages 311–328, 2017.
- [41] Priyanka Nanayakkara, Johes Bater, Xi He, Jessica Hullman, and Jennie Rogers. Visualizing privacy-utility trade-offs in differentially private data releases. *arXiv preprint arXiv:2201.05964*, 2022.
- [42] Jakob Nielsen. *Usability engineering*. Morgan Kaufmann, 1994.
- [43] Jakob Nielsen. Usability metrics: Tracking interface improvements. *IEEE software*, 13(6):1–2, 1996.
- [44] OpenDP, 2023. <https://github.com/opendp/opendp>.
- [45] Nicolas Papernot. Machine learning at scale with differential privacy in {TensorFlow}. In *2019 {USENIX} Conference on Privacy Engineering Practice and Research ({PEPR} 19)*, 2019.
- [46] PipelineDP, 2023.
- [47] Associated Press. Wawa agrees to payment, security changes for ’19 data breach, 2022. <https://apnews.com/article/technology-pennsylvania-malware-attorney-generals-off>
- [48] Privacy on Beam, 2023.
- [49] Chorus Repository, 2023.
- [50] Jaysree Sarathy, Sophia Song, Audrey Haque, Tania Schlatter, and Salil Vadhan. Don’t look at the data! how differential privacy reconfigures the practices of data science. In *Proceedings of the 2023 CHI Conference on Human Factors in Computing Systems*, pages 1–19, 2023.
- [51] Reza Shokri, Marco Stronati, Congzheng Song, and Vitaly Shmatikov. Membership inference attacks against machine learning models. In *2017 IEEE Symposium on Security and Privacy (SP)*, pages 3–18. IEEE, 2017.
- [52] Anshu Singh and Syahri Ikram. Benchmarking differential privacy python tools. <https://github.com/dsaidgovsg/benchmarking-differential-privacy-tools>, 2023.
- [53] U.S. Census Bureau. Why the Census Bureau Chose Differential Privacy, 2023. <https://www.census.gov/library/publications/2023/decennial/c2020br-03.html>.
- [54] Royce J Wilson, Celia Yuxin Zhang, William Lam, Damien Desfontaines, Daniel Simmons-Marengo, and Bryant Gipson. Differentially private sql with bounded user contribution. *Proceedings on Privacy Enhancing Technologies*, 2:230–250, 2020.
- [55] Aiping Xiong, Tianhao Wang, Ninghui Li, and Somesh Jha. Towards effective differential privacy communication for users’ data sharing decision and comprehension. In *2020 IEEE Symposium on Security and Privacy (SP)*, pages 392–410. IEEE, 2020.
- [56] Aiping Xiong, Chuha Wu, Tianhao Wang, Robert W Proctor, Jeremiah Blocki, Ninghui Li, and Somesh Jha. Using illustrations to communicate differential privacy trust models: An investigation of users’ comprehension, perception, and data sharing decision. *arXiv preprint arXiv:2202.10014*, 2022.
- [57] Ashkan Yousefpour, Igor Shilov, Alexandre Sablayrolles, Davide Testuggine, Karthik Prasad, Mani Malek, John Nguyen, Sayan Ghosh, Akash Bharadwaj, Jessica Zhao, et al. Opacus: User-friendly differential privacy library in pytorch. *arXiv preprint arXiv:2109.12298*, 2021.
- [58] ZetaSQL differential privacy extension, 2023.

A Eligibility Survey

Eligibility Questions after displaying IRB-approved consent form

- I have read and understood the information above. No/Yes
- I want to proceed to complete the eligibility survey for this research study. No/Yes
- Are you at least 18 years old? No/Yes
- Do you reside in the United States? No/Yes
- Have you performed statistical data analysis in Python? No/Yes
- Have you used the Jupyter Notebook before? No/Yes
- Are you willing to participate in a study to evaluate a data science tool that will require you to code in Python in a Jupyter Notebook? No/Yes
- Are you willing to participate in a 1.5-hour usability study remotely via Microsoft Teams? No/Yes

Questions on Python, DP, and basic demographics

1. How many years have you been coding in Python?
 - (a) 0-1
 - (b) 2-3
 - (c) More than 3
2. How many years have you been using the Jupyter Notebook?
 - (a) 0-1
 - (b) 2-3
 - (c) More than 3
3. Which of the following best describes how you use Python and the Jupyter notebook for statistical analysis?
 - (a) They are my preferred language/tool
 - (b) I am comfortable using them but I prefer other languages/tools (e.g., R)
 - (c) I can work with them but often need to resort to documentation
 - (d) I rarely use them and need additional time to get familiar with them.
4. Use “set” instead of “list” as a Python data structure for a sequence of elements when:
 - (a) elements will be appended to increase the size of the sequence
 - (b) the order of items is important
 - (c) it is important to know if the sequence contains a specific item
 - (d) it is important to know the item with maximum value in the sequence
 - (e) I don't know
5. What is the output of the following code? `str1 = "DataScience is fun!" print(str1[4:12])`
 - (a) Science
 - (b) Data Sci
 - (c) aScience
 - (d) Error
 - (e) I don't know
6. Have you heard of the term differential privacy (DP) before?
 - (a) No
 - (b) Yes
7. Have you ever written code to implement differential privacy (DP) in any capacity?
 - (a) No
 - (b) Yes
8. In differential privacy, which value of the privacy parameter ϵ provides stronger privacy?
 - (a) $\epsilon = 0.1$
 - (b) $\epsilon = 1.0$
 - (c) I don't know
9. Releasing two differentially private statistics, one with $\epsilon_1 = 0.1$ and the other with $\epsilon_2 = 0.5$, results in a total privacy loss of:
 - (a) $\epsilon = 0.1$
 - (b) $\epsilon = 0.5$
 - (c) $\epsilon = 0.6$
 - (d) $\epsilon = 0.05$
 - (e) I don't know
10. If the mechanism M returns a number and satisfies differential privacy with $\epsilon = 0.1$, does $\text{abs}(M(x))$ satisfy differential privacy, where abs is the absolute value function?
 - (a) No, not necessarily

- (b) Yes, for $\epsilon = 0.1$
 - (c) Yes, for some $\epsilon > 0.1$
 - (d) I don't know
11. Which of the following is an advantage of using Differential Privacy?
- (a) It guarantees complete anonymity of the data subjects
 - (b) It ensures that the data is completely accurate
 - (c) It provides a tradeoff between privacy and utility of the data
 - (d) It is a computationally simple method for preserving privacy in large datasets
 - (e) I don't know
12. What is your age?
13. What is your gender?
14. Are you an undergraduate or a graduate student?

B Post-Task Survey

1. Please enter your participant ID
2. Please rate the following statements using the [Likert] scale indicated below.
 - (a) I think that I would like to use [DP tool] frequently.
 - (b) I found [DP tool] unnecessarily complex.
 - (c) I thought [DP tool] was easy to use.
 - (d) I think that I would need the support of a technical person to be able to use [DP tool].
 - (e) I found the various functions in [DP tool] were well integrated.
 - (f) I thought there was too much inconsistency in [DP tool].
 - (g) I would imagine that most people would learn to use [DP tool] very quickly.
 - (h) I found [DP tool] very cumbersome to use.
 - (i) I felt very confident using [DP tool].
 - (j) I needed to learn a lot of things before I could get going with [DP tool].
 - (k) I found [DP tool] introduced DP concepts appropriately for me to perform the tasks.
 - (l) I feel I have to learn DP concepts more systematically to solve the tasks.
3. If another data scientist that you know needs to use differential privacy in their data analysis, how likely is it that you would recommend Tumult Analytics to them?
 - 10-point Likert scale, "Not at all likely" to "Extremely likely"
4. If you completed at least one task in the study, what helped you successfully complete the task(s)? Choose all that apply.
 - (a) The Differential Privacy handout (including the video)
 - (b) The [DP tool] tutorial (including its examples)
 - (c) The official [DP tool] documentation
 - (d) My prior data science skills (like Python, Pandas, statistics, etc.)
 - (e) My prior knowledge of Differential Privacy
 - (f) Other (please specify)
 - (g) N/A (I didn't complete any tasks)
5. What hindered your completion of the tasks? Choose all that apply.
 - (a) The Differential Privacy handout (including the video)
 - (b) The [DP tool] tutorial (including its examples)
 - (c) The official [DP tool] documentation
 - (d) My prior data science skills (like Python, Pandas, statistics, etc.)
 - (e) My prior knowledge of Differential Privacy
 - (f) Other (please specify)
6. If the mechanism M returns a number and satisfies differential privacy with $\epsilon = 0.1$, does $\text{abs}(M(x))$ satisfy differential privacy, where abs is the absolute value function?
 - (a) No, not necessarily
 - (b) Yes, for $\epsilon = 0.1$
 - (c) Yes, for some $\epsilon > 0.1$
 - (d) I don't know
7. In differential privacy, which value of the privacy parameter ϵ provides stronger privacy?
 - (a) $\epsilon = 0.1$
 - (b) $\epsilon = 1.0$
 - (c) I don't know
8. Releasing two differentially private statistics, one with $\epsilon_1 = 0.1$ and the other with $\epsilon_2 = 0.5$, results in a total privacy loss of:
 - (a) $\epsilon = 0.1$
 - (b) $\epsilon = 0.5$

- (c) $\epsilon = 0.6$
 - (d) $\epsilon = 0.05$
 - (e) I don't know
9. Which of the following is an advantage of using Differential Privacy?
- (a) It guarantees complete anonymity of the data subjects
 - (b) It ensures that the data is completely accurate
 - (c) It provides a tradeoff between privacy and utility of the data
 - (d) It is a computationally simple method for preserving privacy in large datasets
 - (e) I don't know

C Post-Task Interview

Thank you for completing/making an effort to complete the tasks with [tool] and the post-task survey. Now we have a few questions for you to reflect on your experience with the study.

1. After completing the tasks, can you explain differential privacy to me in your own words?
2. Consider the tasks you worked on just now, can you explain:
 - (a) What was the privacy budget for each task?
 - (b) What was Epsilon?
 - (c) What was the total privacy budget for the whole notebook?
 - (d) If the results you computed were released to the public, how strong would you expect the privacy protection for individuals in the original data to be?
3. During this study, what helped you most in understanding the concepts (e.g., privacy budget, Epsilon) that we discussed just now? Please rank the following options from "most useful" to "least useful".
 - (a) The Differential Privacy handout (including the video)
 - (b) The [DP tool] tutorial (including its examples)
 - (c) The official [DP tool] documentation
 - (d) My prior knowledge of Differential Privacy
 - (e) Other (please specify)
4. When using [tool] in the study, what aspects/components of [tool] do you think are helpful for you to complete the tasks?
5. When using [tool] in the study, what aspects/components of [tool] do you think are frustrating for you to complete the tasks?
6. After this study, what recommendation(s) do you have to improve the usability of [tool]?
7. Can you tell us what helped you successfully complete the task(s)?
 - (a) The Differential Privacy handout (including the video)
 - (b) The [DP tool] tutorial (including its examples)
 - (c) The official [DP tool] documentation
 - (d) My prior data science skills (like Python, Pandas, statistics, etc.)
 - (e) My prior knowledge of Differential Privacy
 - (f) Other (please specify)
8. Can you tell us what hindered your completion of the (task)?
 - (a) The Differential Privacy handout (including the video)
 - (b) The [DP tool] tutorial (including its examples)
 - (c) The official [DP tool] documentation
 - (d) My prior data science skills (like Python, Pandas, statistics, etc.)
 - (e) My prior knowledge of Differential Privacy
 - (f) Other (please specify)

D Task Dataset

The dataset used for the tasks was provided to participants in a CSV file. A sample of the raw data appears below. The full dataset is available on [GitHub](https://raw.githubusercontent.com/google/differential-privacy/main/examples/go/data/week_data.csv).²

```
VisitorId,Time entered,Time spent (minutes),Money spent (euros),Day
580,9:27AM,29,17,1
1215,9:16AM,45,18,1
448,11:55AM,12,16,1
125,10:47AM,27,20,1
484,11:08AM,35,13,1
514,9:11AM,34,18,1
346,9:51AM,55,25,1
326,9:35AM,49,19,1
527,10:59AM,38,30,1
180,10:57AM,51,14,1
696,9:36AM,29,19,1
1224,9:18AM,30,18,1
1084,9:34AM,54,19,1
560,11:25AM,35,15,1
```

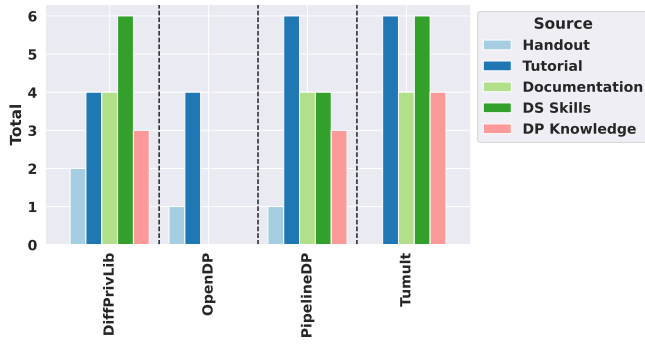
²https://raw.githubusercontent.com/google/differential-privacy/main/examples/go/data/week_data.csv

E Task Solutions

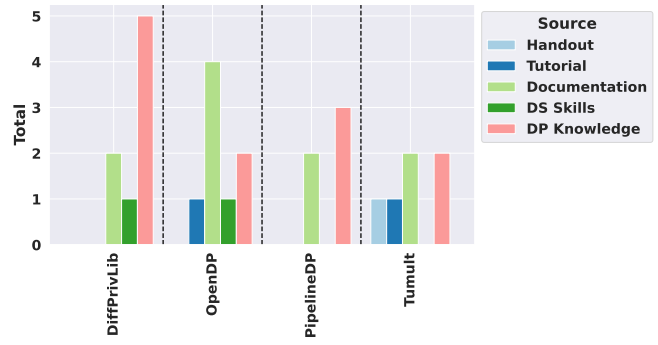
We wrote sample solutions for the three tasks from Table 2 for each tool we studied. Participant solutions were usually similar, but not necessarily identical. We will make these sample solutions available publicly via Open Science Framework

on publication of the paper.

F Additional Figures

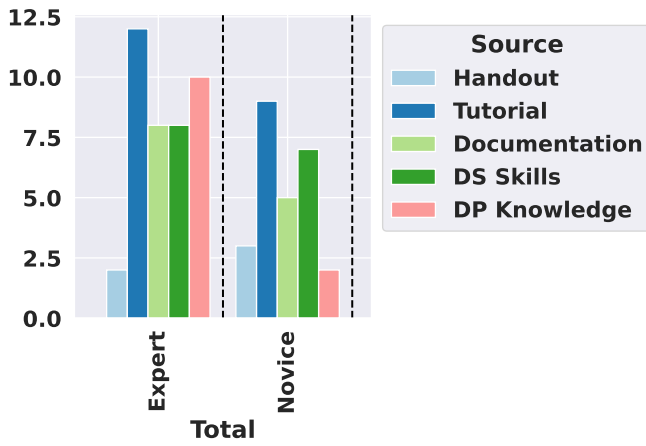


(a) Factors helping completion

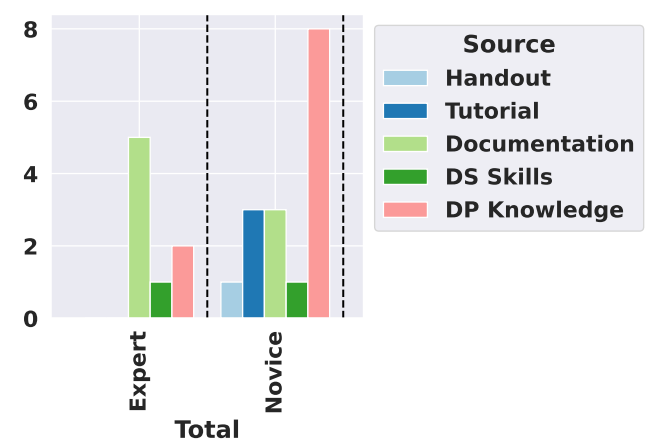


(b) Factors hindering completion

Figure 5: Factors helping and hindering task completion, by tool.

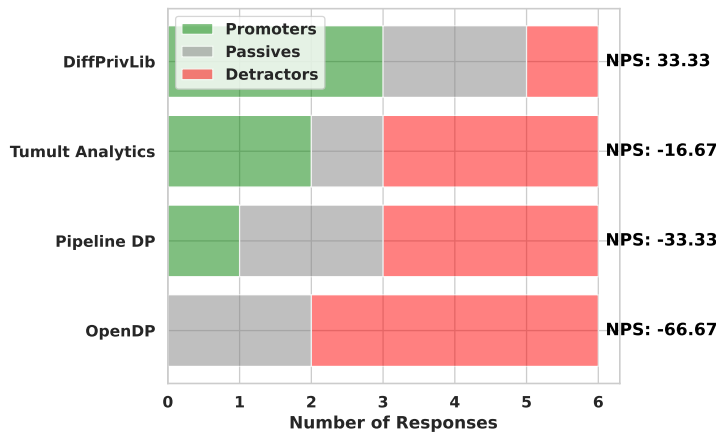


(a) Factors helping completion

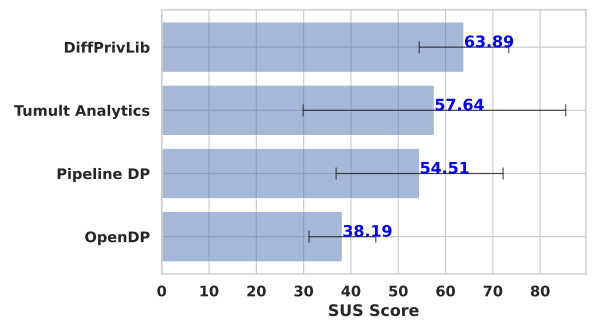


(b) Factors hindering completion

Figure 6: Factors helping and hindering task completion, by expertise.



(a) Net Promoter Score (NPS) results



(b) System Usability Scale (SUS) results

Figure 7: User satisfaction scores: (a) Net Promoter Score (NPS), and (b) System Usability Score (SUS).