

Beyond Grids: Exploring Elastic Input Sampling for Vision Transformers

Adam Pardył^{*†‡} Grzegorz Kurzejamski^{*} Jan Olszewski^{*§} Tomasz Trzciński^{*¶||}
 Bartosz Zieliński^{*†}

Abstract

Vision transformers have excelled in various computer vision tasks but mostly rely on rigid input sampling using a fixed-size grid of patches. This limits their applicability in real-world problems, such as in the field of robotics and UAVs, where one can utilize higher input elasticity to boost model performance and efficiency. Our paper addresses this limitation by formalizing the concept of input elasticity for vision transformers and introducing an evaluation protocol, including dedicated metrics for measuring input elasticity. Moreover, we propose modifications to the transformer architecture and training regime, which increase its elasticity. Through extensive experimentation, we spotlight opportunities and challenges associated with input sampling strategies.

Keywords: vision transformer, attention models, elastic input, computer vision

1 Introduction

Vision Transformers (ViT) [8] achieve state-of-the-art results in many computer vision applications [4, 25, 11]. They cut the image into a regular grid of non-overlapping patches and pass them as tokens to attention modules that exchange information between them. Many variations of the algorithm were created [5, 16, 18, 24], including cross modal [1] and long-term memory [23] solutions.

Nevertheless, almost all transformer-based methods assume that input tokens form a regular grid of 16×16 pixel patches, significantly limiting their applicability in real-life problems. An example of such a problem is Active Visual Exploration (AVE) [15], in which an agent has to navigate an environment by actively choosing successive observations while having a restricted field of view. AVE is commonly encountered in robotic applications, such as a drone flying above the forest and detecting fire. In this scenario, the robot should localize the danger as quickly as possible based on incomplete images and patches of various scales and positions.

In this paper, we will consider two research questions. First, we ask if the standard ViT architecture resists changes to the input sampling strategy. For this purpose, we introduce an evaluation protocol to assess three aspects of




Figure 1: **Grid vs. elastic sampling:** Selective input sampling with arbitrary scale combinations and patch positions creates new possibilities for more effective and efficient vision transformers.

transformer elasticity in regard to input sampling: scale elasticity, missing data elasticity, and positional elasticity. We use this protocol to analyze the input elasticity of standard ViT. Once we find the answer to the first question, we move on to the second one: how to strengthen this resistance by modifying a transformer architecture and a training policy. We propose architectural and training modifications, named *ElasticViT*, to increase this elasticity and compare it to a standard ViT.

We hope this work will draw the attention of the machine learning community to the important topic of input sampling strategies. It is crucial because, according to recent studies [2], accommodating alternative patch resolutions can significantly impact the algorithm’s real-life performance. We can summarize our contributions as follows:

- We formalize the notion of input elasticity for vision transformers and provide a comprehensive evaluation protocol to assess it.
- We propose modifications to the vision transformer architecture and training policy that increase elasticity.
- We show that elastic sampling strategies can boost transformers’ performance, especially for significantly limited input data.

^{*}IDEAS NCBR

[†]Jagiellonian University, Faculty of Mathematics and Computer Science

[‡]Jagiellonian University, Doctoral School of Exact and Natural Sciences

[§]University of Warsaw

[¶]Warsaw University of Technology

^{||}Tooploox

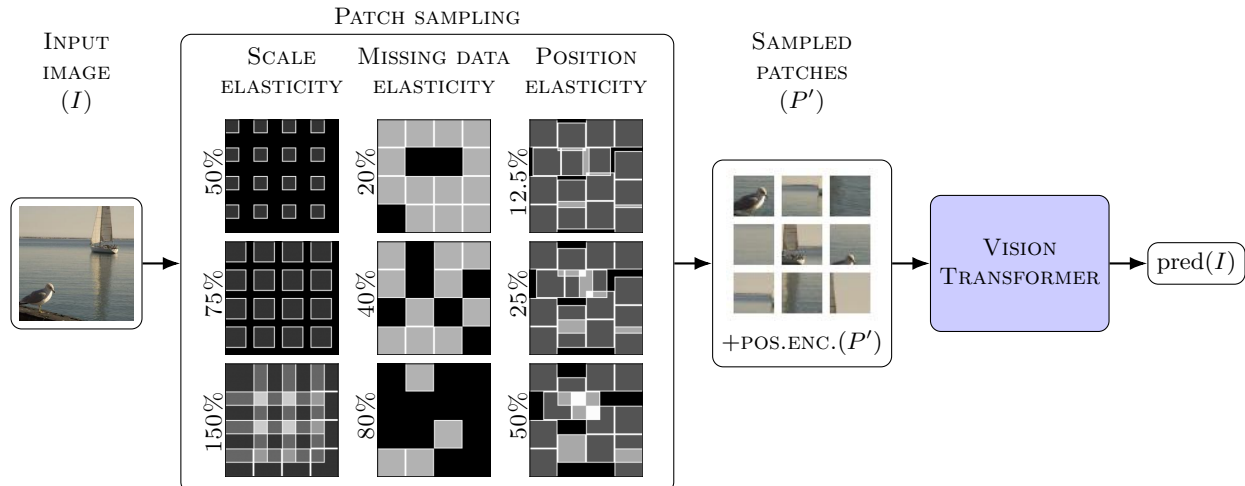


Figure 2: **Evaluation protocol:** To analyze the resilience of ViTs to scale, missing data and position perturbations we utilize patch sampling randomization strategies instead of the standard grid sampling.

2 Related Work

Vision Transformers (ViTs). Vision transformer introduced in [8] is a versatile method due to its state-of-the-art performance obtained for many visual tasks. AViT [5] demonstrates how transformer neural networks can be dynamically scaled. Pyramid ViT [21] implements a multi-scale feature extraction model using ViT, inspired by previous work on convolutional neural networks. Vision Longformer [28] uses a token-based input format that enables seamless addition of global context tokens and control of the computation complexity. Other positional encoding methods for vision transformers were studied in [6].

ViT sampling strategies. Many works explore the possibility of using different grid resolutions as ViT inputs. Some perform different grid scale sampling during training [19, 12, 22], and others introduce position and patch encoding rescaling tricks [2]. They usually improve ViT’s accuracy across grids with varying resolutions and constant patches or when using native resolution grid sampling with a variable number of patches in a batch [7].

ViTs applications. Initially, vision transformers were used in classical computer vision tasks, like object detection [4] and semantic segmentation [11]. However, as the field matures, the models are being deployed in real-world scenarios [13], where it is often necessary to understand input to the model as a collection of images captured from multiple views, each contributing partial information about a scene rather than a single image. Active visual exploration [10, 15] is one possible setup of such a real-world scenario. While performing the tasks, robots or drones often capture images that cover only part of the scene and rarely come in grid-aligned format with consistent scale. Therefore, it is crucial to provide higher input elasticity. Some of them were already considered, like ViT resiliency to missing data [9] has already been conducted [16, 18, 14, 24], but their cumulative effect on performance is unknown.

3 Evaluation protocol

In this section, we first define three types of model elasticity and then the evaluation protocol used to assess those elasticities for compared models.

3.1 Elasticities. We define model *elasticity* as resilience to particular forms of input data perturbations that can occur in real-life applications.

Scale elasticity is defined as resilience to the relative scale change of a sampled patch compared to the image size. Standard ViT algorithm uses fixed patch size and normalizes the size of each input image, while recent works allow for the use of native image resolution [7] or different sampling grid sizes [2]. We generalize the concept of scale elasticity to include varying scales of patches sampled from a single image. It is achieved by sampling each patch individually and resampling it to the input token’s standard 16×16 size.

Missing data elasticity represents the resilience to missing image parts at the input. Regular ViT assumes complete knowledge of the image, while many derivative works mask or remove a portion of input tokens [9, 16]. In this work, we extend the concept of missing data to take into account situations where the tokens create an overlap of their receptive fields and do not cover the whole image area at the same time. Such overlapping occurs if we discard the sampling based on a regular grid.

Positional elasticity constitutes the resilience to positional change in input patches. Vanilla ViT is always trained with a rigid grid sampling even though, except for standard ViT positional encoding, the architecture does not require this. We explore the concept of positional elasticity, modifying the positional encoding to accommodate continuous patch coordinates.

3.2 Protocol. The evaluation pipeline aims to analyze the resistance of the model to changes in input sampling




Figure 3: **PatchMix:** We introduce PatchMix, a replacement for CutMix [26], optimized for our elasticity oriented training regime. PatchMix replaces entire patches after sampling, addressing issues of possible overlap in patch sampling which changes proportions of images mixed with CutMix.

strategies. For this purpose, we create a set of patches based on the input image and then process this set through three perturbation functions corresponding to three considered elasticities. We use the perturbed set as a transformer input and report its performance. We provide conclusions on model elasticity by analyzing the performance obtained for different types of perturbations.

To strictly define the evaluation pipeline, let us consider image I for which we generate set P of patches $p = (x, y, s)$, where x and y denote the top-left corner’s coordinates, and s represents the relative scale (i.e. for a native patch of resolution $r \times r$, we sample a patch $r \cdot s \times r \cdot s$ and rescale it bilinearly to size $r \times r$). Initially, the coordinates x and y are from the regular grid and $s = 1$. However, in the next step, we perturb them with three functions (also presented in Fig. 2) corresponding to the considered elasticities:

- $E_{\text{scale}(s_1, s_2)}(P)$ - introduces the scale perturbations, sampling the s parameter of every patch $p \in P$ independently and uniformly from range $[s_1, s_2]$.
- $E_{\text{miss}(d)}(P)$ - adds missing data perturbations, dropping out d patches from P randomly with equal probability.
- $E_{\text{pos}(q)}(P)$ - applies positional perturbation, modifying x and y parameters of each patch $p \in P$, independently moving them by offsets sampled uniformly from range $[-r \cdot q, r \cdot q]$, where r is the size of the patch.

Mathematically, this process can be described as follows:

$$P' = E_{\text{miss}(d)} \circ E_{\text{scale}(s_1, s_2)} \circ E_{\text{pos}(q)}(P).$$

A disturbed set of patches P' is used as an input of the transformer to test its elasticity. Elasticity is high if the predictions for P' are as good as those obtained for P .

4 ElasticViT

In this section, we introduce a modification of the vision transformer architecture [8] for elastic input.

4.1 Position and scale encoding. Standard ViT [8] implementations utilize learnable positional embeddings. This is feasible because the grid sampling limits the number of possible patch positions. Unfortunately, such embeddings are not attainable with variable position and scale sampling.

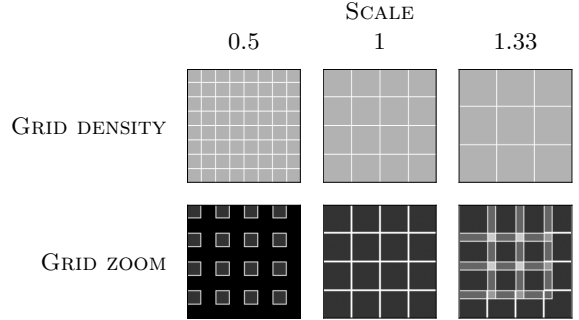


Figure 4: **Scale elasticities:** We use two perturbation scenarios, that change the size of a patch in a grid. The first (grid density) changes the number of patches. The second (grid zoom) keeps same number of patches but changes theirs size.

Each patch can be sampled at an arbitrary pixel position and with an arbitrary scale in elastic sampling. Therefore, the number of possible positions to be encoded is significantly larger. Consequently, we used a four-dimensional modification of the sine-cosine positional encoding of the original transformer model [20]. Let us recall the one-dimensional version of the sine-cosine encoding (l is the length of the embedding and i the i -th element of it):

$$\begin{aligned} \text{PE}_{(\text{pos}, 2i)} &= \sin\left(\text{pos}/10000^{2i/l}\right) \\ \text{PE}_{(\text{pos}, 2i+1)} &= \cos\left(\text{pos}/10000^{2i/l}\right). \end{aligned}$$

To encode the position of a patch $p = (x, y, s)$, we separately encode the pixel coordinates of the patch upper-left and lower-right corner $(x, y, x + r \cdot s, y + r \cdot s)$ and concatenate resultant embedding vectors.

Finally, we modify the input of a ViT to accept a set of already cropped patches and a list of patch coordinates instead of a full image. The coordinates are used to generate positional encoding embeddings for each patch, allowing for continuous positional space.

4.2 Augmented training. We propose a training regime modification for greater elasticity. As our baseline, we use the augmentation regime introduced in [19], as it allows training the model on the ImagenNet-1k [17] dataset without using any additional pre-training. We denote a ViT model trained with our modified regime as *ElasticViT* in the following sections. A standard model trained without introduced elasticity is denoted as *ViT* for comparison.

First, we introduce the elasticity functions into the augmentation pipeline. During training we use $E_{\text{scale}(1/3, 1)}$ (random patch sampling size in range 16 to 48), $E_{\text{miss}(0)}$ (no patch dropout), $E_{\text{pos}(\infty)}$ (unrestricted random patch positions). The native patch resolution (i.e., the resolutions all patches are rescaled to after sampling) is set to 16×16 , and the native (scale = 1) image size is 224×224 . We use 448×448 image resolution in the augmentation pipeline to

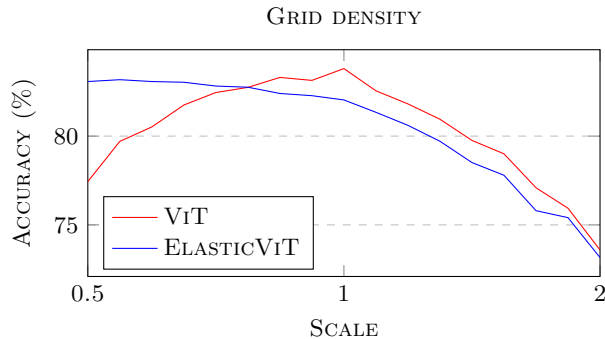


Figure 5: **Grid density:** The impact of changing the grid density (see Fig. 4) on accuracy. ElasticViT can utilize extra information from denser grid sampling (0.5), outperforming the original ViT.

accommodate for variable scale when required.

Second, we observe that the CutMix [26] augmentation used in [19] is not optimal with the input elasticity we introduce. As our sampling strategy may change the proportions of images mixed by CutMix due to patch overlap, we must recalculate the mixed labels after applying elasticity functions to match the actual proportions of mixed images. Therefore, we replace it with *PatchMix* - a custom but comparable augmentation dedicated to ViTs, which mixes entire patches after sampling between items in the training batch (see Fig. 3).

Third, we modify the MixUp [27] augmentation, performing it after applying elasticities to patch sampling and ensuring that both sequences of patches to be mixed have the same patch scales element-wise.

4.3 Experimental setup. The experiments were performed on ImageNet-1k [17] classification task. We report our results with both *classification accuracy* and the *number of tokens* used to achieve given results. We use ViT-B (base size) implementation and training code from [19]. All training experiments were run using 4×NVIDIA A100 GPUs.

5 Research questions

Our goal was to investigate the resilience of transformers to input perturbations. For this purpose, we conducted extensive experiments, dividing into six groups. The first three correspond to individual perturbations. The fourth group relates to their combinations. The fifth focuses on fundamental sampling strategies. Finally, in the sixth group, we examine various trade-offs of the proposed solutions. All of them are described in the following subsections.

5.1 Scale elasticity. In real-world situations, changes in scale are quite common. When performing synthetic experiments with ViT, the usual approach involves using a consistent input image resolution and grid layout density. This entails resizing the entire image to a predetermined size

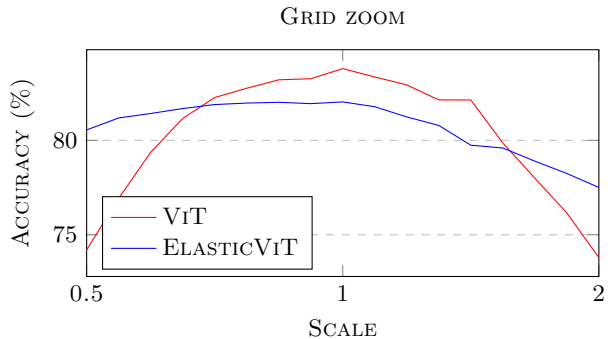


Figure 6: **Grid zoom:** The impact of changing the grid zoom (see Fig. 4) on accuracy. ElasticViT can extract information from patches of various scales, being superior to original ViT in situations when information is lost either because patches do not cover the whole image or because the patches are of low resolution.

and dividing it into a set number of identical patches. To simulate alterations in object scale within the image, our goal is to emulate the change in native (in image) size of an individual patch.

First, we decide to maintain a grid-based arrangement that fully covers the image without any overlap. In this setup, we adjust the grid density, thereby altering the number of patches while using the same input image. This modification process is illustrated in Fig. 4 as *Grid density*. The outcomes for both ViT and ElasticViT are presented in Fig. 5.

In the next scenario, we maintain a consistent grid layout density while introducing scale change to each patch. In this case, the number of patches remained unchanged, but the perturbation additionally introduced overlapping or missing data to the input. This process is visually represented in Fig. 4 as *Grid zoom*. The outcomes for both ViT and ElasticViT are illustrated in Fig. 6.

5.1.1 Is ViT robust with respect to scale? In both scenarios, the original ViT model sees significant accuracy drops when patch scales change. In the grid density experiment (Fig. 5), when patches were doubled in size, this effectively resulted in a fourfold reduction in tokens. Given these circumstances, the decline in accuracy can be justified. Analyzing the grid zoom experiment (Fig. 6) is less straightforward. Although the number of tokens remained constant, the varying patch sizes introduced potential overlap and missing data. This may account for a similar reduction in accuracy, even though the analysis is more intricate.

The simple premise is that larger patches cause performance deterioration because of lower sampling resolution and number of tokens. However, when using smaller patches, ViT’s performance drops despite having more of them. This is intriguing, given the significantly enhanced information capacity during the inference process, and suggests that the

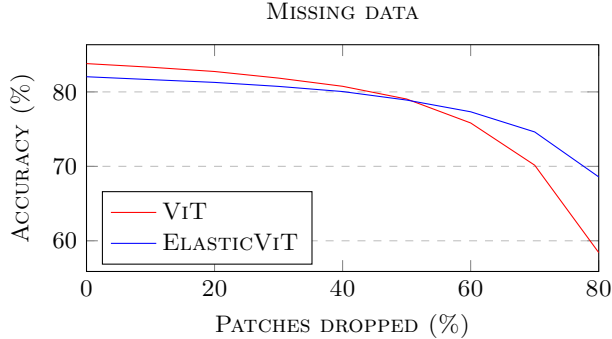


Figure 7: **Missing data:** The effect of random patch dropout on the accuracy. ElasticViT is more resilient to significant patch dropout than the original ViT.

training and evaluation approach on ImageNet data may lead to overfitting on this specific database and the grid-based sampling technique used. The grid zoom experiment reinforces this trend by displaying even greater performance degradation. The latter could likely be attributed to the introduction of missing data alongside the scale changes.

5.1.2 Does training with randomized sampling improve scale elasticity? ElasticViT, while achieving slightly lower accuracy in the default ViT test scenario (82.04% vs. 83.80%), demonstrates greater robustness to data perturbations. In the grid zoom experiment (Fig. 6), the decrease in accuracy is notably smaller compared to that observed for ViT. In the grid density experiment (Fig. 5), the outcomes reveal a comparable level of accuracy reduction when patches are enlarged. However, when patches are reduced in size, leading to an increased token count, ElasticViT outperforms its results in the standard ViT test setup, in contrast to ViT’s decline in accuracy. It’s crucial to emphasize that ElasticViT wasn’t trained using varying numbers of patches, strengthening the observation that gains in accuracy are due to ElasticViT’s ability to utilize smaller patches. This difference in behavior may be due to ElasticViT being trained on diverse patch scales, allowing it to utilize smaller patches that better preserve the image’s original resolution during sampling.

5.2 Missing data elasticity. Missing data can be simulated by adding perturbations to the input token set so part of the image is not represented by any of the cut patches. The grid zoom experiment (Fig. 6) introduced missing data aspects due to changing the scale of the patches, but it was a byproduct of other types of perturbations. We use a patch dropout scheme to isolate only the missing data aspect and call it the *missing data* experiment. We randomly choose a set of tokens from grid-based input sampling and remove them completely in the whole depth of the network, effectively lowering processing costs at each layer. Dropout perturbation is depicted in Fig. 2. The results for ViT and ElasticViT can be seen in Fig. 7.

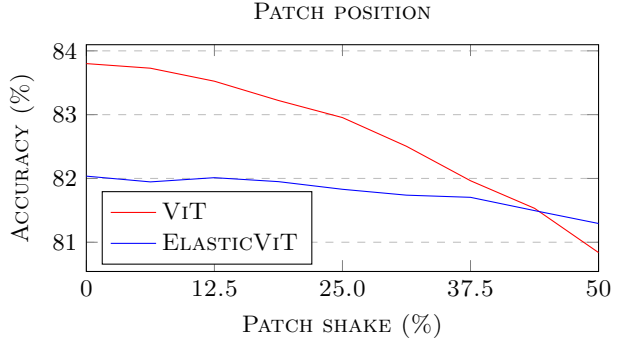


Figure 8: **Patch position:** The effect of applying positional perturbation on the accuracy. ElasticViT can naturally interpret a whole range of possible position values. Being almost immune to the movement of sampled patches it eventually outperforms the original ViT for large perturbations. Note that X axis represents the percentage of the allowed patch movement relative to the patch size

5.2.1 How does input dropout affect ViT performance? Introducing dropout to the ViT evaluation results in a consistent decline in accuracy, being increasingly noticeable as the percentage of dropped tokens increases. It’s noteworthy that even with 80% of the input tokens removed, the classification accuracy remains at approximately 60%. This observation carries notable implications, suggesting that the network might be overfitted to the dataset. ImageNet encompasses around 1200 examples per class for a 100-class task that may justify the overfitting.

5.2.2 Does using elastic perturbations in training improve the performance with missing data elasticity? ElasticViT exhibits a comparable behavior to original ViT when it comes to missing data, displaying a decline in performance as the token count decreases. Nevertheless, the rate of accuracy loss is gentler. Notably, ElasticViT surpasses ViT’s performance after the removal of 50% of tokens. This trend implies that ElasticViT’s randomized training process contributes to enhancing its resilience against inadequate image coverage in the input data.

5.3 Positional elasticity. Elastic vision transformers should not be limited to accepting only rigid sets of patch positions. In *patch position* experiment, we introduce a concept called “patch shake” – a randomized shift in the position of the original patches from a grid by a specified percentage of the patch size. ElasticViT’s positional embeddings readily adapt to these positional changes. However, for ViT, we had to modify its positional embeddings to make this experiment viable. We encode each patch with embedding corresponding to the grid layout position being nearest to the patch. The patch shake operation is illustrated in Fig. 2. The outcomes can be observed in Fig. 8.

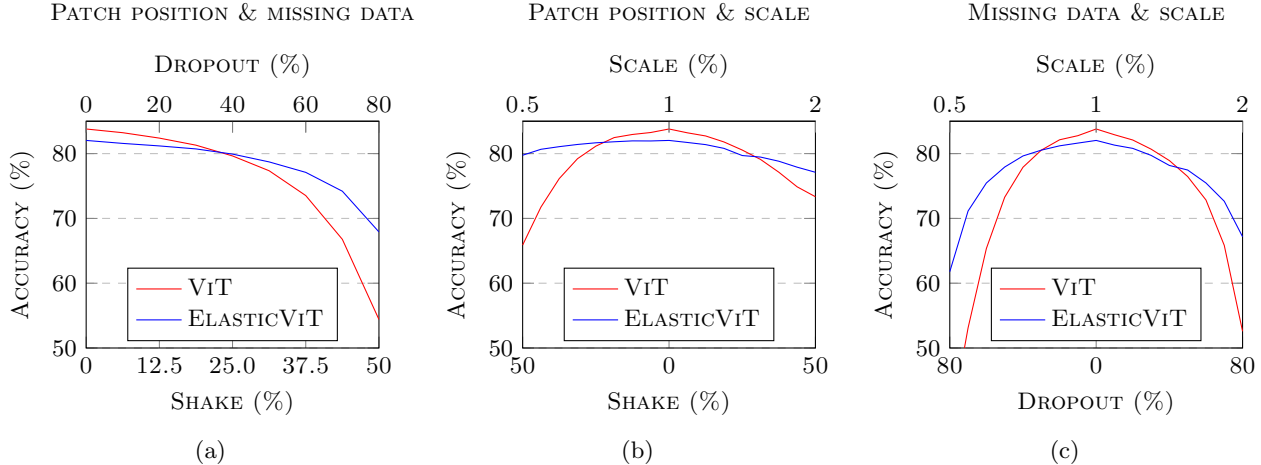


Figure 9: **Combining perturbations:** The results of mixing multiple types of perturbations in one experiment. We observe that the performance of ViT degrades quickly as perturbations add up. At the same time, the accuracy of ElasticViT remains stable for much longer, allowing more elastic input.

5.3.1 Is a ViT elastic to positional perturbations? Patch shake results in a minor accuracy reduction for ViT. It’s important to note that patch shake can inherently introduce missing data and overlap perturbations. Therefore, this experiment doesn’t isolate which specific perturbation has the most substantial impact on performance. Nonetheless, it’s worth considering that the classification task might be inherently position agnostic, as ImageNet classification could be efficiently accomplished by treating patches as “bags of words” without explicit positional context.

5.3.2 Does training with randomized sampling improve positional elasticity? Like the missing data experiment (Sec. 5.2), ElasticViT exhibits greater resilience to patch shake than the original ViT. ElasticViT outperforms the original ViT when the patch positions are shaken by approximately 40% of the patch size. This experiment, combined with previous findings on missing data resilience (Sec. 5.2), allows us to attribute the perturbation resilience to the positional encoding’s adaptability of ElasticViT.

5.4 Combining perturbations. We conduct a series of tests by combining the previously introduced input perturbations to assess their collective impact on performance. The scaling ranges for perturbation parameters are the same as in the earlier experiments. The objective is to determine whether ElasticViT’s resilience will continue to outperform that of the original ViT in more complex scenarios.

5.4.1 How does positional elasticity combine with missing data elasticity? In *patch position & missing data* experiment, we introduce a combination of dropout and shake perturbations, and the results are depicted in Fig. 9a. Notably, the detrimental effect on ViT’s performance closely aligns with the summed impact of shake

and dropout when performed independently. Looking at results from shake (Fig. 8) and dropout (Fig. 7) experiments, the dropout appears to be the primary factor contributing to performance degradation in this experiment.

5.4.2 What is the interaction between positional elasticity and scale data elasticity? In *patch position & patch scale* experiment, we combine the zoom perturbation with the shake perturbation. The results are visualized in Fig. 9b. The ratio of performance decline between ViT and ElasticViT remained consistent with that reported in the previous experiment for patches twice as large. However, as patches became smaller, the performance gap between both algorithms widened. In the most altered scenario, ElasticViT outperforms ViT with a nearly 20 percentage point lead.

5.4.3 How does scale elasticity combine with missing data elasticity? In *missing data & patch scale* experiment, we combine dropout with patch scale change, and the results are illustrated in Fig. 9c. The outcomes resemble those of the grid zoom experiment (Sec. 5.1.1) but exhibit a more pronounced negative impact of the perturbations. ElasticViT begins to outperform ViT at approximately the midway point of the perturbation intensity scale.

5.5 Patch sampling strategies. The elastic features demonstrated by ElasticViT create an opportunity to apply a multi-scale approach to partitioning images into patches of different scales in a non-uniform manner. Given the results obtained in the grid density experiment (Fig. 5), there’s a possibility that this approach can lead to performance improvement without sacrificing accuracy compared to standard grid sampling (referred to as *GRID*).

First, we test a hypothesis that, for the ImageNet, the central portion of an image might carry more significance



Figure 10: **Patch sampling strategies:** We introduce two sampling strategies to show the benefits of elastic sampling. *CENTRAL* employ human retina-like higher density sampling in the center, *EDGE* samples based on weights provided by an edge detector (the more edges the denser sampling).

than its periphery. To explore this, we iteratively divide the patches closest to the center of the image into four smaller patches. We refer to this algorithm as *CENTRAL*, see Fig. 10. The rationale is that smaller patches offer a higher sampling resolution and introduce more data into the input, potentially leading to improved accuracy. The *CENTRAL* algorithm is designed so that the neutral point corresponds to a token count of 196, which aligns with the original ViT grid of 14×14 and a single scale. Lower values in this context result in larger patches near the image periphery, while higher values position smaller patches toward the center.

Next, we extend on the previous experiment, analyzing if an adaptive patch sampling strategy can improve the results, especially in low patch count scenarios. We create a toy adaptive sampling algorithm, which we refer to as *EDGE*, based on the Canny edge detector [3]. The method starts by computing a bitmap of edges with a large σ value for the detector. The map is then divided into 112×112 patches, which are then sorted by their sums over the bitmap. Then, the algorithm iteratively divides a patch with the highest sum larger than the minimal size of 8×8 , into 4 new patches, which are added to the list, preserving the order. The algorithm is repeated until the number of patches reaches the target. Visualization of *EDGE* is presented in Fig. 10.

5.5.1 Does using higher resolution of the grid in the center improve accuracy? Our findings for the *CENTRAL* algorithm are presented in Fig. 11. In the case of the vanilla ViT model, we observed issues with resilience to scale changes. Depending on the non-standard scale content of the input dataset, ViT results can be either negatively or positively influenced by the *CENTRAL* algorithm. Conversely, when considering ElasticViT, the differences are significantly reduced, and there is a higher likelihood that *CENTRAL* sampling leads to improved model performance.

5.5.2 Can adaptive patch size sampling perform better? The results of this experiment are presented

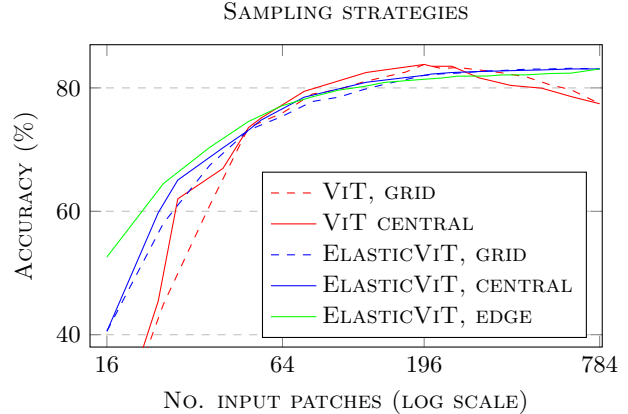


Figure 11: **Central and adaptive patch sampling:** Results of applying two patch sampling strategies (*CENTRAL* and *EDGE*) compared to standard grid sampling at inference. We observe that by leveraging input elasticity we can gain a significant improvement in accuracy when the number of sampled patches is limited.

in Fig. 11 for the ElasticViT model. We observe, that *EDGE* performs significantly better than both *GRID* and *CENTRAL* algorithms in low patch count scenarios (less than 64 patches). When limited to 25 patches, it achieves over 6% improvement compared to ElasticViT and 20% over standard ViT, increasing to 12% and 32% (accordingly) when only 16 patches can be sampled. Consequently, we claim that even very simple adaptive patch sampling methods can reduce the number of tokens needed to achieve targeted performance.

5.6 Trade-offs. This section explores two trade-offs in elastic sampling for inference and training.

5.6.1 Is it better to down-scale input or dropout patches? The results from our previous experiments naturally lead to an important question: When faced with computational constraints, is it more beneficial to remove an entire patch from the input or to rescale neighboring patches in order to maintain complete image coverage, even at the cost of changing the token scale? To investigate this, we conduct experiments where we iteratively select a random 2×2 patch block from the uniform 14×14 patch grid and modify it in two ways. The first is to replace a 2×2 block of patches with a single larger patch, preserving the same coverage. In the second, we remove three out of four patches within the block. In both cases, these operations reduced the input token set by three, either through a dropout operation or by changing the scale of the patches.

The results of these experiments are depicted in Fig. 12. Surprisingly, ElasticViT exhibits almost no discernible difference in performance between the dropout and rescale operations, with dropout slightly outperforming rescaling at

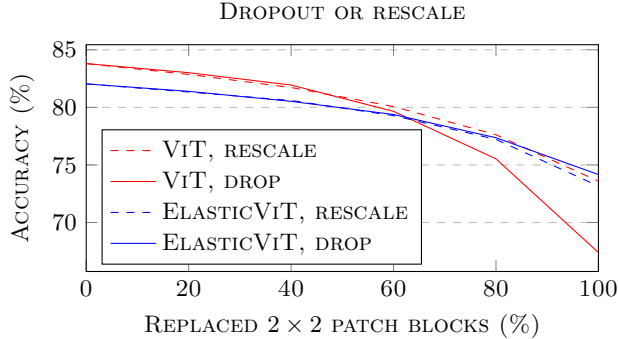


Figure 12: **Reducing number of patches:** Evaluation of the trade-off between lower resolution sampling and patch dropout. The X-axis represents the number of 2×2 patch blocks either replaced by a single lower-resolution patch or kept with only one patch while dropping the rest. We observe that the chosen strategy only affects ViT significantly at a high number of replacements, whereas ElasticViT remains unaffected due to its greater elasticity in handling missing data.

the extremes. Again, This would suggest a potential overfit with results better when having only 25% of the image covered by patches than having 100% coverage but with two times lower sampling resolution. In contrast, for the original ViT model, there is a visible distinction in performance between the two methods of limiting token counts, with the rescaling option proving to be a much more effective solution at the extremes.

5.6.2 What is the tradeoff between accuracy and elastic training? A consistent pattern emerges in all our experiments comparing ViT and ElasticViT: ViT generally exhibits higher accuracy than ElasticViT when evaluated under the original, unperturbed grid sampling scenario. However, as we introduce perturbations into the evaluation, ElasticViT can surpass ViT. Earlier we performed experiments that juxtapose classical single-scale grid training against a fully randomized sampling method of ElasticViT, representing two extremes in the spectrum.

Fig. 13 illustrates the results of training with mixed simple grid sampling (standard ViT training) and a fully randomized setup (ElasticViT training regime, see 4). The evaluation was conducted in four variations: (i) grid input of 196 patches of size 16×16 , (ii) elastic input of 196 randomly selected 16×16 patches, (iii) elastic input of 196 randomly selected patches with size in range from 16 to 64 pixels, (iv) elastic input of 98 randomly selected patches with size in range from 8 to 64 pixels.

The findings reveal that for simple grid evaluation, elastic training has a relatively minor negative impact on accuracy. However, in the case of randomized evaluation that requires elasticity, even with only 30% of the training data containing randomized patches, there is a substantial gain

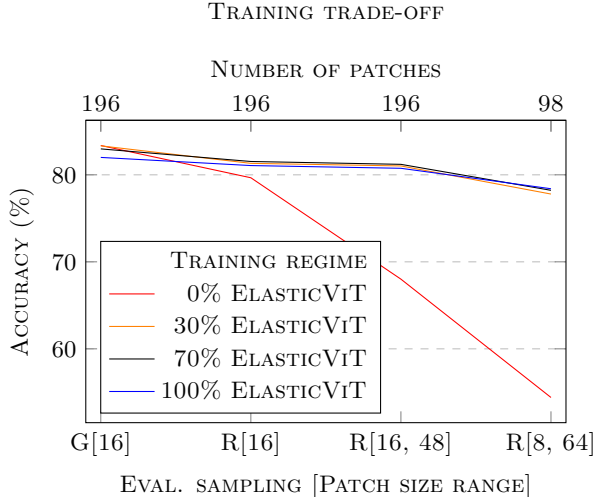


Figure 13: **Training for elasticity:** Evaluation of training regimes with different proportions of the grid and ElasticViT augmented training (see Sec. 4) in training batches. The X-axis represents the number of patches in evaluation (top) and the sampling method (bottom) where “G” stands for grid, “R” for random, and the patch size range in brackets (e.g. R[16, 48] is random patch sampling with size between 16 and 48). Note that only a small number of ElasticViT augmented training batches ($< 30\%$) is required to improve elasticity significantly.

of more than ten percentage points in accuracy. This implies that in practical applications, fine-tuning the network can be accomplished using just a fraction of perturbed input data while having minimal repercussions on baseline (simple grid) accuracy. Yet, this approach offers increased resilience to perturbations, demonstrating the practical utility of elastic inputs in the training process.

6 Conclusions

This study examines Vision Transformers (ViT) and their adaptability to varying input sampling strategies required in real-world applications. We introduce an evaluation protocol to assess ViT’s resistance to input perturbations, including scale, missing data, and positional changes.

Standard ViT proves to be vulnerable to these perturbations, displaying a significant performance drop due to potential overfitting during training. In contrast, the modified ViT we proposed exhibits better resilience thanks to randomized training, maintaining or improving performance in various scenarios.

Our experiments also explore adaptive patch sampling using CENTRAL and EDGE algorithms, which ElasticViT benefits from, particularly in scenarios with fewer patches. Adaptive patch sampling efficiently reduces token requirements while preserving target performance.

Future work in this area should focus on refining the adaptive patch sampling strategies and further investigating the trade-offs between downscaling input tokens and patch dropout under computational constraints. Additionally, research should aim to apply these findings to real-world applications, enhancing transformer models' adaptability in practical contexts.

Acknowledgments

We gratefully acknowledge Polish high-performance computing infrastructure PLGrid (HPC Centers: ACK Cyfronet AGH) for providing computer facilities and support within computational grant no. PLG/2023/016558.

References

- [1] Hassan Akbari, Liangzhe Yuan, Rui Qian, et al. Vatt: Transformers for multimodal self-supervised learning from raw video, audio and text. *NeurIPS*, 34:24206–24221, 2021. [1](#)
- [2] Lucas Beyer, Pavel Izmailov, Alexander Kolesnikov, et al. Flexivit: One model for all patch sizes. *arXiv:2212.08013*, 2022. [1](#), [2](#)
- [3] John Canny. A computational approach to edge detection. *IEEE Transactions on pattern analysis and machine intelligence*, pages 679–698, 1986. [7](#)
- [4] Nicolas Carion, Francisco Massa, Gabriel Synnaeve, et al. End-to-end object detection with transformers. In *ECCV*, pages 213–229. Springer, 2020. [1](#), [2](#)
- [5] Wuyang Chen, Wei Huang, Xianzhi Du, et al. Auto-scaling vision transformers without training. In *ICLR*, 2022. [1](#), [2](#)
- [6] Xiangxiang Chu, Zhi Tian, Bo Zhang, et al. Conditional positional encodings for vision transformers. In *ICLR*, 2022. [2](#)
- [7] Mostafa Dehghani, Basil Mustafa, Josip Djolonga, et al. Patch n’pack: Navit, a vision transformer for any aspect ratio and resolution. *arXiv:2307.06304*, 2023. [2](#)
- [8] Alexey Dosovitskiy, Lucas Beyer, Alexander Kolesnikov, et al. An image is worth 16x16 words: Transformers for image recognition at scale. *ICLR*, 2021. [1](#), [2](#), [3](#)
- [9] Kaiming He, Xinlei Chen, Saining Xie, et al. Masked autoencoders are scalable vision learners. In *CVPR*, pages 16000–16009, 2022. [2](#)
- [10] Abhishek Jha, Soroush Seifi, and Tinne Tuytelaars. Simglim: Simplifying glimpse based active visual reconstruction. In *WACV*, pages 269–278, 2023. [2](#)
- [11] Alexander Kirillov, Eric Mintun, Nikhila Ravi, et al. Segment anything. *arXiv:2304.02643*, 2023. [1](#), [2](#)
- [12] Chunyuan Li, Jianwei Yang, Pengchuan Zhang, et al. Efficient self-supervised vision transformers for representation learning. In *ICLR*, 2021. [2](#)
- [13] Hanting Li, Mingzhe Sui, Feng Zhao, et al. Mvt: mask vision transformer for facial expression recognition in the wild. *arXiv:2106.04520*, 2021. [2](#)
- [14] Yue Liu, Christos Matsoukas, Fredrik Strand, et al. Patchdropout: Economizing vision transformers using patch dropout. In *WACV*, pages 3942–3951, 2023. [2](#)
- [15] Adam Paryl, Grzegorz Rypeś, Grzegorz Kurzejamski, et al. Active visual exploration based on attention-map entropy. In *IJCAI*, pages 1303–1311, 2023. [1](#), [2](#)
- [16] Yongming Rao, Wenliang Zhao, Benlin Liu, et al. Dynamicvit: Efficient vision transformers with dynamic token sparsification. In *NeurIPS*, 2021. [1](#), [2](#)
- [17] Olga Russakovsky, Jia Deng, Hao Su, et al. ImageNet Large Scale Visual Recognition Challenge. *IJCV*, 115(3):211–252, 2015. [3](#), [4](#)
- [18] Yehui Tang, Kai Han, Yunhe Wang, et al. Patch slimming for efficient vision transformers. In *CVPR*, pages 12155–12164, 2022. [1](#), [2](#)
- [19] Hugo Touvron, Matthieu Cord, and Hervé Jégou. Deit iii: Revenge of the vit. In *ECCV*, pages 516–533. Springer, 2022. [2](#), [3](#), [4](#)
- [20] Ashish Vaswani, Noam Shazeer, Niki Parmar, et al. Attention is all you need. *NeurIPS*, 30, 2017. [3](#)
- [21] Wenhai Wang, Enze Xie, Xiang Li, et al. Pyramid vision transformer: A versatile backbone for dense prediction without convolutions. In *ICCV*, pages 568–578, 2021. [2](#)
- [22] Chao-Yuan Wu, Ross Girshick, Kaiming He, et al. A multigrid method for efficiently training video models. In *CVPR*, pages 153–162, 2020. [2](#)
- [23] Chao-Yuan Wu, Yanghao Li, Karttikeya Mangalam, et al. Memvit: Memory-augmented multiscale vision transformer for efficient long-term video recognition. In *CVPR*, pages 13587–13597, 2022. [1](#)
- [24] Hongxu Yin, Arash Vahdat, Jose Alvarez, et al. AdaViT: Adaptive tokens for efficient vision transformer. In *arXiv:2112.07658*, 2021. [1](#), [2](#)
- [25] Jiahui Yu, Zirui Wang, Vijay Vasudevan, et al. Coca: Contrastive captioners are image-text foundation models. *arXiv:2205.01917*, 2022. [1](#)
- [26] Sangdoon Yun, Dongyoon Han, Seong Joon Oh, et al. Cutmix: Regularization strategy to train strong classifiers with localizable features. In *CVPR*, pages 6023–6032, 2019. [3](#), [4](#)
- [27] Hongyi Zhang, Moustapha Cisse, Yann N Dauphin, and David Lopez-Paz. mixup: Beyond empirical risk minimization. *arXiv:1710.09412*, 2017. [4](#)
- [28] Pengchuan Zhang, Xiyang Dai, Jianwei Yang, et al. Multi-scale vision longformer: A new vision transformer for high-resolution image encoding. In *ICCV*, pages 2998–3008, 2021. [2](#)