

MosaicFusion: Diffusion Models as Data Augmenters for Large Vocabulary Instance Segmentation

Jiahao Xie · Wei Li · Xiangtai Li · Ziwei Liu · Yew Soon Ong · Chen Change Loy

Received: date / Accepted: date

Abstract We present MosaicFusion, a simple yet effective diffusion-based data augmentation approach for large vocabulary instance segmentation. Our method is training-free and does not rely on any label supervision. Two key designs enable us to employ an off-the-shelf text-to-image diffusion model as a useful dataset generator for object instances and mask annotations. First, we divide an image canvas into several regions and perform a single round of diffusion process to generate multiple instances simultaneously, conditioning on different text prompts. Second, we obtain corresponding instance masks by aggregating cross-attention maps associated with object prompts across layers and diffusion time steps, followed by simple thresholding and edge-aware refinement processing. Without bells and whistles, our MosaicFusion can produce a significant amount of synthetic labeled data for both rare and novel categories. Experimental results on the challenging LVIS long-tailed and open-vocabulary benchmarks demonstrate that MosaicFusion can

significantly improve the performance of existing instance segmentation models, especially for rare and novel categories. Code will be released at <https://github.com/Jiahao000/MosaicFusion>.

Keywords Text-to-image diffusion models · Long tail · Open vocabulary · Instance segmentation

1 Introduction

Instance segmentation is a fundamental yet challenging task—identifying and segmenting each object in an image—that empowers remarkable applications in autonomous driving, robotics and medical imaging (Lin et al, 2014; Cordts et al, 2016; Gupta et al, 2019; Waqas Zamir et al, 2019; Kuznetsova et al, 2020). However, manually labeling a large-scale instance segmentation dataset is extremely laborious and expensive as annotators need to provide a mask with precise boundaries and assign a unique label for each object instance. The cost of such a dense labeling process increases dramatically for a very large vocabulary, due to highly diverse and complicated visual scenes in different applications. As a result, it is prohibitive to scale up the vocabulary size of instance segmentation datasets. As illustrated in Fig. 1, such a predicament of data scarcity becomes even worse under a natural data distribution that contains low-sample rare categories and out-of-distributed novel categories, both of which lead to poor performance of state-of-the-art instance segmentation models in long-tailed and open-vocabulary scenarios.

In the literature, researchers have sought ways to reduce the heavy reliance on labeled training data for instance segmentation. One popular method, Copy-Paste (Ghiasi et al, 2021), enhances datasets by placing objects onto backgrounds. However, while effective, this straightforward

Jiahao Xie
S-Lab, Nanyang Technological University, Singapore
E-mail: jiahao003@ntu.edu.sg

Wei Li
S-Lab, Nanyang Technological University, Singapore
E-mail: wei.l@ntu.edu.sg

Xiangtai Li
S-Lab, Nanyang Technological University, Singapore
E-mail: xiangtai.li@ntu.edu.sg

Ziwei Liu
S-Lab, Nanyang Technological University, Singapore
E-mail: ziwei.liu@ntu.edu.sg

Yew Soon Ong
Nanyang Technological University, Singapore
E-mail: asyong@ntu.edu.sg

Chen Change Loy
S-Lab, Nanyang Technological University, Singapore
E-mail: ccloy@ntu.edu.sg

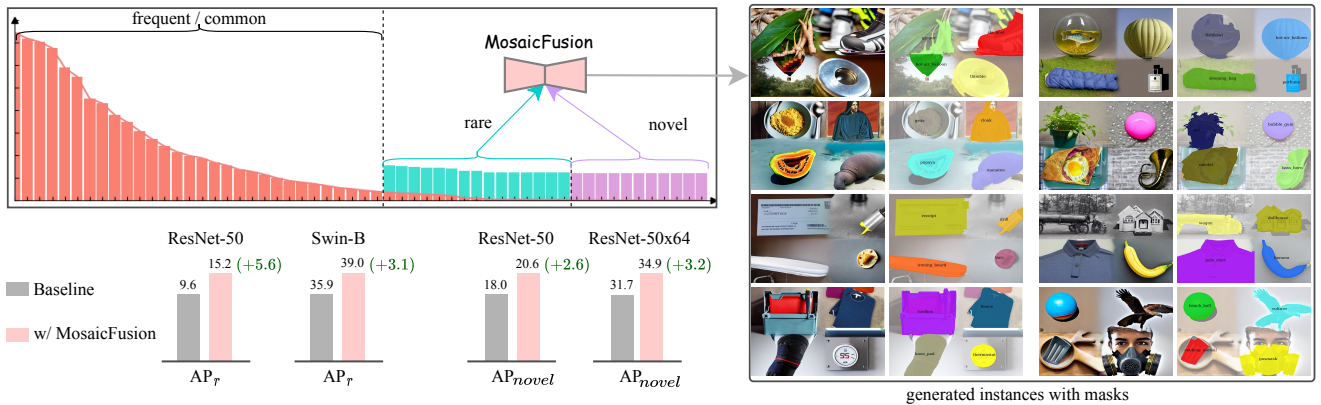


Fig. 1: Long-tailed and open-vocabulary instance segmentation on LVIS (Gupta et al, 2019) using our MosaicFusion data augmentation approach, which can generate meaningful synthetic labeled data for both rare and novel categories *without* further training and label supervision. We evaluate the model with the standard mask AP (*i.e.*, AP_r and AP_{novel}). MosaicFusion provides strong gains on all considered baseline methods (*e.g.*, Mask R-CNN (He et al, 2017) with ResNet-50, Box-Supervised CenterNet2 (Zhou et al, 2022b) with Swin-B, F-VLM (Kuo et al, 2023) with ResNet-50 and ResNet-50x64)

technique may not offer the extensive diversity and high-quality masks needed for optimal model training. Recently, a promising line of research (Zhang et al, 2021c; Baranchuk et al, 2022; Li et al, 2022b) builds upon deep generative models to synthesize the massive number of images with pixel-level labels. However, existing approaches rely on training auxiliary segmentation architectures on top of GANs (Zhang et al, 2021c; Li et al, 2022b) or diffusion models (Baranchuk et al, 2022), limiting their applications only to a pre-defined set of classes.

In this study, we aim to address the challenge of limited labeled training data for large vocabulary instance segmentation, especially in long-tailed and open-set scenarios. Driven by the groundbreaking advancements in large-scale text-to-image (T2I) diffusion models—like Google’s Imagen (Saharia et al, 2022), OpenAI’s DALL-E 2 (Ramesh et al, 2022), and Stability AI’s Stable Diffusion (Rombach et al, 2022)—which excel in generating photorealistic images from free-form text prompts, we delve into producing vast amounts of synthetic data using T2I models to enhance instance segmentation training. Yet, this promising avenue comes with two primary hurdles: 1) How can we produce high-quality scene images featuring multiple objects? 2) How can we derive the corresponding per-pixel instance labels, namely, instance masks, from these diffusion models without additional model training or label supervision?

To this end, we propose MosaicFusion, a diffusion-based data augmentation pipeline to generate images and masks simultaneously for large vocabulary instance segmentation. Our method consists of two components: image generation and mask generation. For image generation, we first divide an image canvas into several regions. We then run the diffusion process on each region simultaneously, using the

shared noise prediction model, while conditioning on a different text prompt. In this way, we can control the diffusion model to generate multiple objects at specific locations within a single image. For mask generation, we first aggregate the cross-attention maps of the text token corresponding to a certain object across different layers and time steps in the diffusion process. We then threshold the aggregated attention maps and use standard edge-aware refinement algorithms, such as Bilateral Solver (BS) (Barron and Poole, 2016), to further refine the mask boundaries. The generated images and corresponding instance masks are finally used as a synthetic labeled dataset to train off-the-shelf models for instance segmentation.

Overall, our main contributions are summarized as follows:

1) We propose MosaicFusion, an automatic diffusion-based data augmentation pipeline to expand the existing instance segmentation dataset. Our method can generate images and masks simultaneously *without* relying on additional off-the-shelf object detection and segmentation models to label the data further.

2) Our method allows us to generate customized objects at specific locations in a single image. We study both single-object and multi-object image generation scenarios and reveal that generating images with multiple objects is more beneficial than generating those with a single object.

3) Extensive experiments on two challenging benchmarks, *i.e.*, long-tailed and open-vocabulary instance segmentation on LVIS (Gupta et al, 2019), demonstrate that our method can significantly improve the performance of existing object detectors and instance segmentors, especially for rare and unseen categories. Fig. 1 shows the non-trivial performance improvement achieved with MosaicFusion.

Table 1: Comparison with other diffusion-based data augmentation works in terms of key properties. Our MosaicFusion is the *only* method with all these desired properties

Properties	Ge et al (2022)	Zhao et al (2023)	Li et al (2023)	Ours
Training-free	✓	✓	✗	✓
Directly generate multiple objects	✗	✗	✗	✓
Agnostic to detection architectures	✓	✓	✗	✓
Without extra detectors or segmentors	✗	✗	✗	✓

2 Related Work

Text-to-image (T2I) diffusion models. Recent advances in large-scale generative models, such as Imagen (Saharia et al, 2022), DALL-E 2 (Ramesh et al, 2022), and Stable Diffusion (Rombach et al, 2022), have brought significant progress in AI-powered image creation by training on internet-scale text-image datasets. These models can be conditioned on free-form text prompts to generate photorealistic images. This enables improved controllability in personalized image generation (Gal et al, 2023), content editing (Hertz et al, 2023), zero-shot translation (Parmar et al, 2023), and concept customization (Kumari et al, 2022). Such great flexibility and scalability also bring the potential of transforming a T2I model as an effective training data generator for large vocabulary instance segmentation.

Data augmentation for instance segmentation. Instance segmentation models are data-hungry and label-expensive. Therefore, many works aim at improving the performance from the data augmentation perspective. Several earlier works adopt synthesis methods via rendering graphics (Su et al, 2015; Hinterstoisser et al, 2018) or copying from computer games (Richter et al, 2016). Due to the huge domain gap between synthetic and real data, another line of works (Dwivedi et al, 2017; Dvornik et al, 2018; Fang et al, 2019; Ghiasi et al, 2021) use real image sets (Gupta et al, 2019). For instance, Copy-Paste (Ghiasi et al, 2021) shows that pasting objects onto the background using their masks can work well. However, these methods are not scalable for large vocabulary settings since the augmented instances are still confined to existing ones in the training data, *i.e.*, they cannot create new instances for rare or novel categories with substantially more diversity. In contrast, our goal is to generate multiple diverse rare or novel objects on the same image with their masks. Our method is orthogonal to prior works using real data for augmentation, as verified in Sect. 4.2. Concurrently, several works (Ge et al, 2022; Zhao et al, 2023; Li et al, 2023) also use diffusion models for instance segmentation augmentation. The comparisons with these works are summarized in Table 1. Our MosaicFusion is the *only* method that is training-free, able to directly generate multiple objects and corresponding masks without relying on off-the-shelf detectors or segmentors, and compatible with various detection architectures.

Long-tailed instance segmentation. This task aims to handle class imbalance problems in instance segmentation. Most approaches adopt data re-sampling (Gupta et al, 2019; Liu et al, 2020; Wu et al, 2020), loss re-weighting (Ren et al, 2020; Tan et al, 2020a, 2021; Zhang et al, 2021b; Wang et al, 2021b) and decoupled training (Li et al, 2020; Wang et al, 2020). In particular, several studies (Liu et al, 2020) adopt image-level re-sampling. However, these approaches result in bias of instance co-occurrence. To deal with this issue, several works (Hu et al, 2020; Wu et al, 2020; Zang et al, 2021) perform more fine-grained re-sampling at the instance or feature level. For loss re-weighting, most approaches (Ren et al, 2020; Tan et al, 2020a; Wang et al, 2021a) rebalance the ratio of positive and negative samples during training. Meanwhile, decoupled training methods (Li et al, 2020; Wang et al, 2020) introduce different calibration frameworks to improve classification results. In contrast, MosaicFusion focuses on data augmentation and improving different detectors by generating new rare class examples.

Open-vocabulary detection and segmentation. This task aims to detect and segment novel categories in a large concept space with the help of pre-trained vision-language models (VLMs) (Zhang et al, 2023; Wu et al, 2023). OVR-CNN (Zareian et al, 2021) first puts forth the concept of open-vocabulary object detection. It is pre-trained on image-caption data to recognize novel objects and then fine-tuned for zero-shot detection. With the development of VLMs (Radford et al, 2021a; Jia et al, 2021), ViLD (Gu et al, 2022) is the first work to distill the rich representations of pre-trained CLIP (Radford et al, 2021a) into the detector. Subsequently, many studies (Li et al, 2022a; Zhong et al, 2022; Zang et al, 2022; Ghiasi et al, 2022; Du et al, 2022; Gao et al, 2022; Minderer et al, 2022; Chen et al, 2022; Rasheed et al, 2022; Kuo et al, 2023) propose different ways to adapt VLM knowledge into open-vocabulary detection and segmentation. For example, DetPro (Du et al, 2022) introduces a fine-grained automatic prompt learning scheme, and F-VLM (Kuo et al, 2023) adopts frozen VLMs to output novel categories from cropped CLIP features directly. Another related work, Detic (Zhou et al, 2022b), improves the performance on novel categories with the extra large-scale image classification dataset (*i.e.*, ImageNet-21K (Deng et al, 2009)) by supervising the max-size proposal with all image

labels. However, it needs more training data and the vocabulary size is limited by the classification dataset. As verified in Sect. 4.3, MosaicFusion is orthogonal to the CLIP knowledge in the open-vocabulary setting, which boosts the state-of-the-art F-VLM (Kuo et al, 2023) by a significant margin.

3 MosaicFusion

Our MosaicFusion is a *training-free* diffusion-based dataset augmentation pipeline that can produce image and mask pairs with multiple objects simultaneously using the off-the-shelf text-to-image diffusion models. The overall pipeline of our approach is illustrated in Fig. 2. It contains two components: image generation and mask generation. In the following subsections, we first introduce some preliminaries *w.r.t.* latent diffusion models and cross-attention layers in Sect. 3.1. We then detail the image and mask generation process of MosaicFusion in Sect. 3.2 and Sect. 3.3, respectively.

3.1 Preliminary

Stable Diffusion. We build our data generation framework upon the state-of-the-art text-to-image latent diffusion model, *i.e.*, Stable Diffusion (SD) (Rombach et al, 2022). SD runs the diffusion process in a compressed latent space rather than the pixel space for efficiency. It consists of three components: i) a variational autoencoder (VAE) (Kingma and Welling, 2014) that encodes and decodes the latent vectors for images; ii) a time-conditional U-Net (Ronneberger et al, 2015) that denoises the latent vectors at varying time steps; iii) a text encoder like CLIP (Radford et al, 2021b) that encodes the text inputs into textural embeddings. The pre-trained VAE encodes images as latent vectors for diffusion training. During inference, the generation process starts from a random Gaussian noise $z^T \sim \mathcal{N}(0, 1)$ in the latent space, and is iteratively denoised conditioned on the text prompt p that is encoded via the text encoder. Specifically, at each denoising step $t = 1, \dots, T$, given z^t and p , U-Net predicts the noise estimation term ϵ and subtracts it from z^t to obtain z^{t-1} . The final denoised latent z^0 is then passed to the VAE decoder \mathcal{D} to obtain the generated image $I = \mathcal{D}(z^0)$.

Cross-attention layers. The vision-language interaction occurs during the denoising process in the U-Net backbone, where the embeddings of visual and textual features are fused using cross-attention layers that produce spatial attention maps for each textual token. Specifically, at each time step t , the spatial feature map of the noisy image z^t is linearly projected into queries and reshaped as $Q^t \in \mathbb{R}^{n \times hw \times d}$. Similarly, the text prompt p is first encoded into textual embeddings via a text encoder, and then linearly projected into keys $K \in \mathbb{R}^{n \times l \times d}$ and values $V \in \mathbb{R}^{n \times l \times d}$,

respectively. The attention maps are the product between queries and keys:

$$A^t = \text{Softmax} \left(\frac{Q^t K^T}{\sqrt{d}} \right), A^t \in \mathbb{R}^{n \times hw \times l} \quad (1)$$

where d is the latent projection dimension, n is the number of attention heads, h and w are the height and width of the spatial feature map of the noisy image, and l is the number of text tokens in the text prompt. Intuitively, $A^t[:, i, j]$ defines the probability assigned to the token j for the pixel i of the spatial feature map. Therefore, they can be used as a potential source to generate segmentation masks for specific text tokens.

3.2 Image Generation

Mosaic canvas. To generate multiple objects at specific locations in a single image, we first need to define an image canvas to customize a region of interest for each object. Formally, given a $H \times W$ image canvas, we divide it into a set of regions $\mathcal{R} = \{R_i = (X_i, Y_i, W_i, H_i), i = 1, \dots, N\}$ in a Mosaic style. Here, without loss of generality, we take $N = 4$ as an example. Specifically, we first randomly jitter the center of the image canvas within a certain ratio range of W and H to obtain a Mosaic center $(x, y), x \in [\sigma W, (1 - \sigma)W], y \in [\sigma H, (1 - \sigma)H]$, where $\sigma \in (0, 0.5]$ is a pre-defined ratio. We then use the Mosaic center (x, y) as the intersections of four candidate regions, *i.e.*, $R_1 = (0, 0, x, y), R_2 = (x, 0, W - x, y), R_3 = (0, y, x, H - y), R_4 = (x, y, W - x, H - y)$. To make different object regions more smoothly transitioned, we further allow a certain overlap for each neighborhood region. Let δ_x, δ_y denote the number of overlapped pixels in the horizontal and vertical direction of the canvas, respectively, we can thus obtain the final region coordinates: $R_1 = (0, 0, x + \delta_x/2, y + \delta_y/2), R_2 = (x - \delta_x/2, 0, W - x + \delta_x/2, y + \delta_y/2), R_3 = (0, y - \delta_y/2, x + \delta_x/2, H - y + \delta_y/2), R_4 = (x - \delta_x/2, y - \delta_y/2, W - x + \delta_x/2, H - y + \delta_y/2)$.

Prompt template. Given a Mosaic image canvas \mathcal{R} , we then consider what kind of object, *i.e.*, class of interest, to generate for each region. This is achieved by defining a customized text prompt for each region. Specifically, we use a generic text prompt template like “a photo of a single¹ c , d_c ”, where c is the category name, d_c is the category definition². We randomly select N category names c associated

¹ We use the word “single” to encourage the diffusion model to generate a single object at each specific location.

² We empirically find that appending a category definition after the category name reduces the semantic ambiguity of generated images due to the polysemy of some category names. For LVIS (Gupta et al, 2019), the category definitions are readily available in annotations, where the meanings are mostly derived from WordNet (Miller, 1995). See Table 2d for ablations on the effect of different prompt templates.

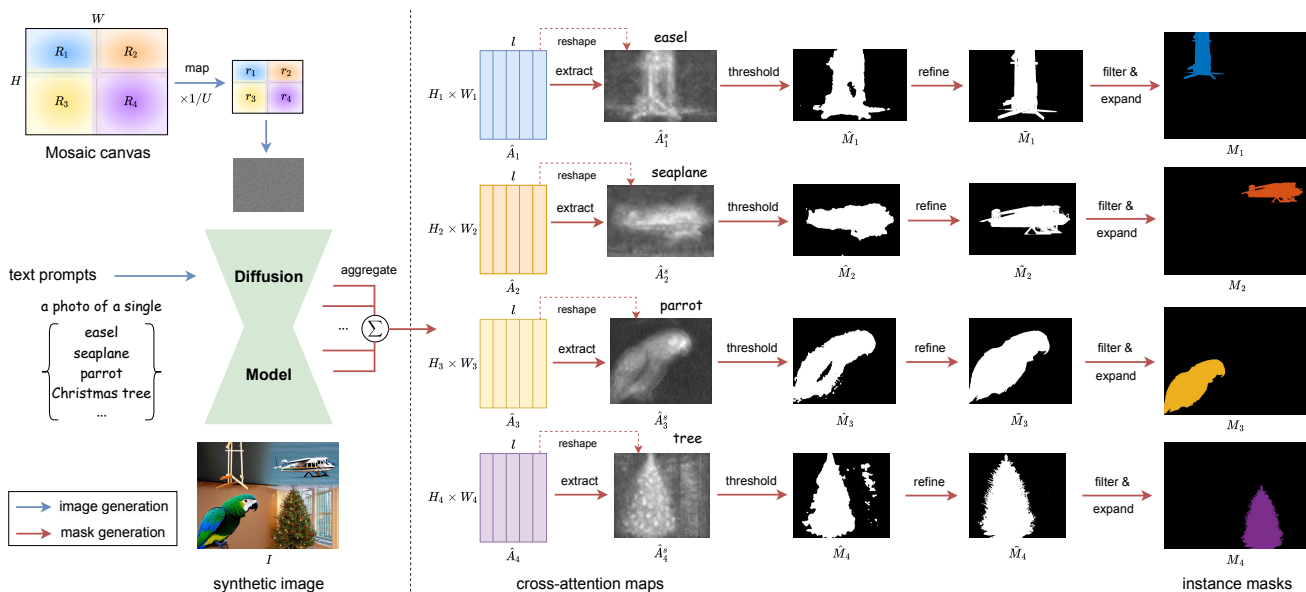


Fig. 2: Overview of our MosaicFusion pipeline. The *left* part shows the image generation process, while the *right* part shows the mask generation process. Given a user-defined Mosaic image canvas and a set of text prompts, we first map the image canvas from the pixel space into the latent space. We then run the diffusion process on each latent region parallelly with the shared noise prediction model, starting from the same initialization noise while conditioning on different text prompts, to generate the synthetic image with multiple objects specified in each region. Simultaneously, we aggregate the region-wise cross-attention maps for each subject token by upscaling them to the original region size in the pixel space and averaging them across all attention heads, layers, and time steps. After that, we binarize the aggregated attention maps, refine the boundaries, filter out the low-quality masks, and expand them to the size of the whole image canvas to obtain the final instance masks

with d_c from a pre-defined set of interest categories to obtain N text prompts $\{p_1, \dots, p_N\}$. We then assign prompt p_i to region R_i for the subsequent diffusion process, described next.

Diffusion process. Since latent diffusion models like SD run the diffusion process in the latent space, we need to adapt the image canvas from the pixel space into the latent space. Due to the fully convolutional nature of U-Net (and VAE), the coordinates in the latent space can be simply mapped to the pixel space by multiplying an upscaling factor U , whose value is equal to the upscaling factor of U-Net in SD, *i.e.*, $U = 8$. Thus, given the region coordinates $R_i = (X_i, Y_i, W_i, H_i)$ in the pixel space, we can obtain the corresponding region coordinates $r_i = (x_i, y_i, w_i, h_i) = (X_i/U, Y_i/U, W_i/U, H_i/U)$ in the latent space. To avoid fractional indices, we ensure (X_i, Y_i, W_i, H_i) in the pixel space are divisible by U . After mapping the image canvas into the latent canvas, we then run N diffusion processes on different latent regions r_i simultaneously with a shared noise-prediction network, starting from the same initialization noise while conditioning on different text prompts p_i . Since all diffusion processes share the same network, the memory cost is essentially the same as that of the largest region affected by a single diffusion process. As a result, we

can obtain a generated image with multiple objects specified in each region.

3.3 Mask Generation

Attention aggregation. As introduced in Sect. 3.1, the cross-attention maps play an important role in passing the information from text tokens to spatial image features. They indicate the influence of each token on each pixel and potentially serve as a good mask source. Formally, given the noised region latent z_i^t and the corresponding text prompt $p_i, i = 1, \dots, N$, we can obtain the cross-attention maps \hat{A}_i^t through the U-Net network during the diffusion process formulated in Sect. 3.2. Since U-Net contains a series of downsampling and upsampling blocks, we can obtain cross-attention maps with varying scales from different layers. To make full use of the spatial and temporal information, we first bicubically resize all attention maps to the original region size (H_i, W_i) in the pixel space, and then average them across all attention heads, layers and time steps³, produc-

³ We show more details in the experiment section (see Table 2g, Table 2h, and Fig. 3) that averaging cross-attention maps across all layers and time steps is necessary to achieve the best performance.

ing the final aggregated attention maps $\hat{A}_i \in \mathbb{R}^{H_i \times W_i \times l}$. We extract the specific attention map $\hat{A}_i^s \in \mathbb{R}^{H_i \times W_i}$ along the last channel dimension of \hat{A}_i for the subject token s that contains the interest category name c . We then normalize \hat{A}_i^s within $[0, 1]$ and threshold it to a binary region mask $\hat{M}_i \in \{0, 1\}^{H_i \times W_i}$. In practice, we use Otsu’s method (Otsu, 1979) to automatically determine the binary threshold.

Edge refinement. The binarized attention maps provide relatively coarse masks of objects, as shown in Fig. 2. To further refine the mask boundaries, we adopt the standard edge refinement post-processing techniques such as Bilateral Solver (BS) (Barron and Poole, 2016) on top of the obtained coarse masks \hat{M}_i to generate fine-grained masks $\tilde{M}_i \in \{0, 1\}^{H_i \times W_i}$.

Mask filtering. To further remove the low-quality masks, we filter the refined region masks \tilde{M}_i based on some pre-defined criteria. Specifically, we first apply the connected component analysis (Di Stefano and Bulgarelli, 1999) on the refined masks to group the pixels into several disconnected regions. We then filter out masks with areas less than 5% or over 95% of the whole region since these masks are highly likely segmented incorrectly. After that, we only keep region masks that have one connected component per mask since we want to generate one object at each specific location. To obtain the final instance mask $M_i \in \{0, 1\}^{H \times W}$, we expand the region mask $\tilde{M}_i \in \{0, 1\}^{H_i \times W_i}$ to the size of the whole image canvas by padding 0 values for blank regions.

4 Experiments

4.1 Implementation Details

4.1.1 Datasets

We conduct our experiments of object detection and instance segmentation on the challenging LVIS v1.0 dataset (Gupta et al, 2019). LVIS is a large vocabulary instance segmentation dataset that contains 1203 categories with a long-tailed distribution of instances in each category. It has 100k images in the training set and 19.8k images in the validation set. Based on how many images each category appears in the training set, the categories are divided into three groups: rare (1-10 images), common (11-100 images), and frequent (>100 images). The number of categories in each group is: rare (337), common (461), and frequent (405). In the open-vocabulary detection setting, the frequent and common categories are treated as base categories for training and the rare categories serve as novel categories for testing. The annotations of rare categories are not used during training.

4.1.2 Evaluation Metrics

We use the standard average precision (AP) as the evaluation metric, which is averaged at different IoU thresholds (from 0.5 to 0.95) across categories. We report the bounding-box AP and mask AP on all categories (denoted as AP^{box} , AP^{mask}) as well as on the rare categories (denoted as AP_r^{box} , $\text{AP}_r^{\text{mask}}$). We report the average of five independent runs following the best practice of LVIS challenge (Gupta et al, 2019).

4.1.3 MosaicFusion

We adopt the open-sourced Stable Diffusion v1.4 model with LMS (Karras et al, 2022) scheduler. We use a guidance scale factor of 7.5 and run 50 inference steps per image for all experiments. We keep the average region size as 384×512^4 to generate each object. Thus, the final image and mask size depends on the number of objects we want to generate per image, e.g., 384×512 for one object, 384×1024 (or 768×512) for two objects, and 768×1024 for four objects.

4.1.4 Baseline Settings

We consider two challenging settings to verify the effectiveness of our approach, i.e., long-tailed instance segmentation and open-vocabulary object detection. Since MosaicFusion is agnostic to the underlying detector, we consider two popular baselines in long-tailed instance segmentation: Mask R-CNN (He et al, 2017) and CenterNet2 (Zhou et al, 2021), and use state-of-the-art F-VLM (Kuo et al, 2023) in open-vocabulary object detection. Our implementation is based on the MMDetection (Chen et al, 2019) toolbox. We detail each baseline below.

Mask R-CNN baseline. We follow the same setup in Gupta et al (2019). Specifically, we adopt ResNet-50 (He et al, 2016) with FPN (Lin et al, 2017) backbone using the standard $1 \times$ training schedule (Chen et al, 2019; Wu et al, 2019) (90k iterations with a batch size of 16)⁵. We use SGD optimizer with a momentum of 0.9 and a weight decay of 0.0001. The initial learning rate is 0.02, dropped by $10 \times$ at 60k and 80k iterations. Data augmentation includes horizontal flip and random resize short side $[640, 800]$, long side < 1333 . We use repeat factor sampling with an oversample threshold of 10^{-3} .

⁴ The image resolution used during training in Stable Diffusion is 512×512 . We notice that the generated results will get worse if one deviates from this training resolution too much. Thus, we simply choose the aspect ratio of the average LVIS image and keep the longer dimension to 512.

⁵ We are aware that different works may use different notations for a $1 \times$ training schedule. In this work, we always refer $1 \times$ schedule to a total of $16 \times 90k$ images.

Table 2: Ablations for MosaicFusion on LVIS long-tailed instance segmentation. We use Mask R-CNN R50-FPN ($1\times$ schedule). The baseline is trained on the original *training* set, while others are trained on the *training+synthetic* set. We report mask AP on the *validation* set. Unless otherwise specified, the default settings are: (a) the number of generated objects per image is 4, (b) the center jitter ratio is 0.375, (c) the number of overlapped pixels is 64 in the horizontal direction and 48 in the vertical direction, respectively, (d) the text prompt template is “a photo of a single c , d_c ”, (e) the generated category types are all categories (*i.e.*, rare, common, and frequent), (f) the number of generated images per category is 25, (g-h) the cross-attention maps are aggregated across all attention layers and time steps, and (i) the diffusion model is Stable Diffusion v1.4. The default entry is marked in gray

(a) Number of objects. Increasing the number of objects per image performs better

N	AP_r	AP
-	9.6	21.7
1	14.0	22.4
2	13.3	22.5
4	15.2	23.1
random	14.5	22.9

(b) Center jitter ratio. Moderately jittering the canvas center works the best

σ	AP_r	AP
-	9.6	21.7
0.25	13.8	22.9
0.375	15.2	23.1
0.5	14.2	23.0

(c) Overlapped pixels. Allowing a certain region overlap in the canvas is effective

(δ_x, δ_y)	AP_r	AP
-	9.6	21.7
(0, 0)	14.2	23.0
(64, 48)	15.2	23.1
(128, 96)	13.2	22.9

(d) Text prompt. Appending a category definition is more accurate

Prompt template	AP_r	AP
-	9.6	21.7
c	13.5	22.8
a photo of a single c	14.0	23.0
a photo of a single c , d_c	15.2	23.1

(e) Category type. Generating all categories leads to more gains

Category set	AP_r	AP
-	9.6	21.7
{ r }	14.2	22.4
{ r , c , f }	15.2	23.1

(f) Number of images. Generating 25 images per category is enough

# Images	AP_r	AP
-	9.6	21.7
10	13.1	22.5
25	15.2	23.1
50	14.7	23.0

(g) Attention layer. All layers contribute positively to the results

Layer resolution	AP_r	AP
-	9.6	21.7
$\leq \times 1/32$	12.6	22.7
$\leq \times 1/16$	14.3	22.9
$\leq \times 1/8$	15.2	23.1

(h) Time step. All time steps are necessary for the best performance

Time step	AP_r	AP
-	9.6	21.7
≤ 10	14.3	22.8
≤ 25	14.6	22.9
≤ 50	15.2	23.1

(i) Diffusion model. MosaicFusion benefits from more advanced diffusion models

Stable Diffusion	AP_r	AP
-	9.6	21.7
v1.2	12.7	22.6
v1.3	14.4	22.9
v1.4	15.2	23.1
v1.5	15.5	23.2

CenterNet2 baseline. We follow the same setup in Zhou et al (2022b). Specifically, we use Swin-B (Liu et al, 2021) with FPN backbone and a longer $4\times$ training schedule (180k iterations with a batch size of 32, *a.k.a.*, Box-Supervised). We use AdamW (Loshchilov and Hutter, 2019) optimizer. The initial learning rate is 0.0001, decayed with a cosine decay schedule (Loshchilov and Hutter, 2017). Data augmentation includes the EfficientDet (Tan et al, 2020c) style large-scale jittering (Ghiasi et al, 2021) with a training image size of 896×896 . We use repeat factor sampling with an oversample threshold of 10^{-3} without bells and whistles. Compared with Mask R-CNN, Box-Supervised CenterNet2 is a stronger baseline that can better verify whether MosaicFusion is scaleable with larger backbones and longer training schedules.

F-VLM baseline. We follow the same setup in Kuo et al (2023). Specifically, we use the pre-trained ResNet-50/ResNet-50x64 CLIP (Radford et al, 2021b) model as the frozen backbone and only train the Mask R-CNN (He et al, 2017) with FPN detector head for 46.1k iterations with a batch size of 256. We use SGD optimizer with a momentum of 0.9 and a weight decay of 0.0001. The initial learning rate is 0.36, dropped by $10\times$ at intervals [0.8, 0.9, 0.95]. Data augmentation includes large-scale jittering with a training image size of 1024×1024 . The base/novel VLM score weight is 0.35/0.65, respectively. We set the background weight as 0.9, and the VLM temperature as 0.01. We use CLIP prompt templates and take the average text embeddings of each category. The state-of-the-art performance of F-VLM in open-vocabulary object detection makes it a

Table 3: Comparison with Mosaic (Bochkovskiy et al, 2020) data augmentation. We use Mask R-CNN R50-FPN ($1\times$ schedule), and report mask AP. Synthesizing multi-object images is more effective than simply combining single-object images

Method	AP _r	AP
Mask R-CNN (He et al, 2017)	9.6	21.7
w/ MosaicFusion ($N = 1$)	14.0	22.4
w/ MosaicFusion ($N = 1$) + Mosaic aug.	14.0	22.4
w/ MosaicFusion ($N = 4$)	15.2	23.1

strong baseline to verify the effectiveness of our MosaicFusion in the open-vocabulary setting.

4.2 Main Properties

We start by ablating our MosaicFusion using Mask R-CNN R50-FPN as the default architecture on the standard LVIS long-tailed instance segmentation benchmark. Several intriguing properties are observed.

Single object vs. multiple objects. We first study the effect of the number of generated objects per image. As shown in Table 2a, simply generating one ($N = 1$) object per image has already outperformed the baseline by a significant margin (+4.4% AP_r, +0.7% AP). This indicates that synthetic images generated from diffusion models are indeed useful in improving the performance of instance segmentation tasks, especially for rare categories. Increasing the number of objects per image tends to further improve the performance, with the best performance achieved by setting $N = 4$ (+5.6% AP_r, +1.4% AP) as more objects in a single image provide more instances and increase the task difficulty. It is worth noting that a random variant, *i.e.*, randomly selecting the number of objects per image among $N = 1, 2, 4$ rather than setting a fixed number achieves the sub-optimal performance compared with $N = 4$. This demonstrates that the number of objects matters more than the diversity of the spatial layout of the image canvas. See Fig. 4 for the visualization of some corresponding example images with the different number of generated objects.

Mosaic canvas design. We then study the different design choices of the Mosaic image canvas in Table 2b and Table 2c.

Table 2b ablates the effect of the jittering ratio of the Mosaic center. A larger ratio creates sub-regions with more diverse shapes. MosaicFusion works the best with a moderate jittering ratio (*i.e.*, $\sigma = 0.375$). Jittering the center with a larger ratio tends to distort the image generation quality, especially for those of smaller regions.

Table 2c further ablates the effect of the number of overlapped pixels for each neighborhood region. Generating

Table 4: Comparison with Copy-Paste (Ghiasi et al, 2021) data augmentation. We use Mask R-CNN R50-FPN ($1\times$ schedule), and report mask AP. MosaicFusion is orthogonal to existing data augmentation methods like Copy-Paste

Method	AP _r	AP
Mask R-CNN (He et al, 2017)	9.6	21.7
w/ Copy-Paste	10.6	22.1
w/ MosaicFusion	15.2	23.1
w/ MosaicFusion + Copy-Paste	15.5	23.3

each object with a moderate region overlap (*i.e.*, $\delta_x = 64$, $\delta_y = 48$) performs better than strictly separating each region for each object (*i.e.*, $\delta_x = 0$, $\delta_y = 0$) since a certain overlap can allow a more smooth transition between different object regions, having a harmonization effect on the whole image. However, creating sub-regions with a larger overlap tends to degrade the performance as different objects will be highly entangled with each other.

Text prompt design. We compare different text prompt templates in Table 2d. Simply using the category name c as the text prompt has already surpassed the baseline by a clear margin (+3.9% AP_r, +1.1% AP). Decorating c with the prefix “a photo of a single” slightly improves the performance upon c (+0.5% AP_r, +0.2% AP). Appending the category definition d_c after c leads to further performance gains (+1.2% AP_r, +0.1% AP). We believe that there exist better text prompts and leave more in-depth study on prompt design for future work.

Generated category types. Table 2e studies the types of interest categories to generate. The results demonstrate that generating images with objects from all categories (*i.e.*, rare, common, and frequent, denoted as $\{r, c, f\}$) leads to better performance than generating those with objects from rare categories only (denoted as $\{r\}$). The improvements are consistent regardless of the metrics on rare categories or all categories (+1.0% AP_r, +0.7% AP).

Generated image numbers. Table 2f studies the effect of the number of generated images per interest category⁶. Only generating 10 images per category has already improved upon the baseline by a significant margin (+3.5% AP_r, +0.8% AP). A better performance is achieved by setting the number of generated images per category as 25 (+5.6% AP_r, +1.4% AP). Generating more images does not lead to further performance gains. We hypothesize that the diversity of generated images from existing diffusion models is a main challenge to scale up. We expect further perfor-

⁶ Note that the final number of synthetic images per category is not fixed as we need to filter some images during the mask filtering process introduced in Sect. 3.3. We observe that $\sim 50\%$ generated images and masks will be discarded accordingly.

Table 5: LVIS long-tailed instance segmentation benchmark. We report box AP and mask AP on the *validation* set. We build our method upon two representative baselines: (i) Mask R-CNN baseline ($1\times$ schedule) in Gupta et al (2019) using the ResNet-50 w/ FPN backbone, and (ii) Box-Supervised CenterNet2 baseline ($4\times$ schedule) in Zhou et al (2022b) using the Swin-B backbone. MosaicFusion improves over the baselines regardless of the architectures with increased gains for the rare categories

Method	Backbone	AP_r^{box}	AP_r^{mask}	AP^{box}	AP^{mask}
Mask R-CNN (He et al, 2017)	ResNet-50	9.1	9.6	22.5	21.7
	ResNet-50	14.8	15.2	24.0	23.1
<i>vs. baseline</i>		+5.7	+5.6	+1.5	+1.4
MosaicOS (Zhang et al, 2021a)	ResNeXt-101	-	21.7	-	28.3
CenterNet2 (Zhou et al, 2021)	ResNeXt-101	-	24.6	-	34.9
AsyncSLL (Han et al, 2020)	ResNeSt-269	-	27.8	-	36.0
SeesawLoss (Wang et al, 2021a)	ResNeSt-200	-	26.4	-	37.3
Copy-paste (Ghiasi et al, 2021)	EfficientNet-B7	-	32.1	41.6	38.1
Tan et al. (Tan et al, 2020b)	ResNeSt-269	-	28.5	-	38.8
Box-Supervised (Zhou et al, 2022b)	Swin-B	39.9	35.9	45.4	40.7
w/ MosaicFusion	Swin-B	43.3	39.0	46.1	41.2
<i>vs. baseline</i>		+3.4	+3.1	+0.7	+0.5

mance improvement to be achieved with the emergence of more expressive diffusion models in the future.

Attention layers and time steps. We study whether aggregating cross-attention maps across all attention layers and time steps is necessary. Table 2g and Table 2h ablate the influence of layer resolutions and time steps, respectively. The results indicate that all layers and time steps contribute positively to the performance, proving that we should make full use of the spatial and temporal information during the diffusion process to produce the highest-quality attention maps for instance segmentation. See Fig. 3 for the visualization of some example cross-attention maps across different layers and time steps.

Diffusion models. In Table 2i, we study whether our MosaicFusion benefits from the improvement of diffusion models. We use Stable Diffusion v1.x (e.g., v1.2, v1.3, v1.4, and v1.5) as examples for ablations. A better diffusion model generally leads to better instance segmentation performance. This makes sense as a more advanced diffusion model generates higher-quality images.

Comparison with other data augmentation methods. We compare our MosaicFusion with other existing data augmentation methods for instance segmentation.

We first compare MosaicFusion with Mosaic data augmentation proposed in the popular object detection framework YOLO-v4 (Bochkovskiy et al, 2020). It combines four training images into one with certain ratios after each image has been independently augmented. To ensure a fair comparison, we simply replace the multi-object images generated by MosaicFusion with the four combined generated single-object images using the Mosaic data augmentation while keeping other hyper-parameters unchanged. As shown in Table 3, simply adopting Mosaic augmentation to pro-

duce multi-object images does not bring further gains over the single-object version of our MosaicFusion ($N = 1$). In contrast, our multi-object version of MosaicFusion ($N = 4$) leads to further performance improvement compared with MosaicFusion ($N = 1$). This proves that using diffusion models to synthesize multi-object images is more effective than simply combining single-object images with the existing data augmentation counterpart.

We then show that our method is *orthogonal* to existing data augmentation methods. Here, we use the popular Copy-Paste (Ghiasi et al, 2021) as an example, which produces more instances by randomly copying the existing objects from one image and pasting them into another. The results are shown in Table 4. Either Copy-Paste or MosaicFusion improves over the baseline, while MosaicFusion yields more performance gains. This makes sense as Copy-Paste only copies and pastes existing instances in the training data, whereas MosaicFusion creates new instances with substantially more diversity than existing ones. The diversity of instances matters more for rare categories. A slightly higher performance can be further achieved by combining them together, indicating that MosaicFusion is compatible with other data augmentation methods.

4.3 Comparison with Previous Methods

We perform system-level comparisons with previous methods on the long-tailed instance segmentation benchmark as well as the open-vocabulary object detection benchmark on LVIS.

Long-tailed instance segmentation benchmark. Table 5 presents our results on the long-tailed instance segmen-

Table 6: LVIS open-vocabulary instance segmentation benchmark. We report mask AP on the *validation* set. We build our method upon state-of-the-art F-VLM (Kuo et al, 2023). Unless otherwise specified, all methods use the CLIP (Radford et al, 2021b) pre-training and fixed prompt templates. *: our reproduced results. *: prompt optimization (Zhou et al, 2022a) and SoCo pre-training (Wei et al, 2021). †: joint training with ImageNet-21K (Deng et al, 2009). ‡: training with CC-3M (Sharma et al, 2018)

Method	Backbone	Pre-trained CLIP	AP _{novel}	AP
ViLD (Gu et al, 2022)	ResNet-50	ViT-B/32	16.1	22.5
ViLD-Ens. (Gu et al, 2022)	ResNet-50	ViT-B/32	16.6	25.5
DetPro* (Du et al, 2022)	ResNet-50	ViT-B/32	19.8	25.9
Detic-ViLD† (Zhou et al, 2022b)	ResNet-50	ViT-B/32	17.8	26.8
RegionCLIP‡ (Zhong et al, 2022)	ResNet-50	ResNet-50	17.1	28.2
<hr/>				
F-VLM (Kuo et al, 2023)	ResNet-50	ResNet-50	18.6	24.2
F-VLM*	ResNet-50	ResNet-50	18.0	23.6
w/ MosaicFusion	ResNet-50	ResNet-50	20.6	24.0
<i>vs. baseline</i>			+2.6	+0.4
<hr/>				
ViLD (Gu et al, 2022)	ResNet-152	ViT-B/32	18.7	23.6
ViLD-Ens. (Gu et al, 2022)	ResNet-152	ViT-B/32	18.7	26.0
ViLD-Ens. (Gu et al, 2022)	EfficientNet-B7	ViT-L/14	21.7	29.6
ViLD-Ens. (Gu et al, 2022)	EfficientNet-B7	EfficientNet-B7	26.3	29.3
DetPro-Cascade* (Du et al, 2022)	ResNet-50	ViT-B/32	20.0	27.0
Detic-CN2† (Zhou et al, 2022b)	ResNet-50	ViT-B/32	24.6	32.4
MEDet‡ (Chen et al, 2022)	ResNet-50	ViT-B/32	22.4	34.4
Centric-OVD† (Rasheed et al, 2022)	ResNet-50	ViT-B/32	25.2	32.9
RegionCLIP‡ (Zhong et al, 2022)	ResNet-50x4	ResNet-50x4	22.0	32.3
OWL-ViT (Minderer et al, 2022)	ViT-L/14	ViT-L/14	25.6	34.7
<hr/>				
F-VLM (Kuo et al, 2023)	ResNet-50x64	ResNet-50x64	32.8	34.9
F-VLM*	ResNet-50x64	ResNet-50x64	31.7	34.9
w/ MosaicFusion	ResNet-50x64	ResNet-50x64	34.9	35.3
<i>vs. baseline</i>			+3.2	+0.4

tation benchmark. MosaicFusion yields significant performance gains over the commonly-used Mask R-CNN baseline, with the most considerable improvement coming from AP_r (+5.7% AP_r^{box}, +5.6% AP_r^{mask}). We observe consistent performance improvements when building upon a stronger Box-Supervised CenterNet2 baseline, obtaining over 3% higher AP_r (+3.4% AP_r^{box}, +3.1% AP_r^{mask}). This demonstrates that MosaicFusion is agnostic to detector architectures and is an effective plug-and-play data augmentation method for existing instance segmentation models.

Open-vocabulary object detection benchmark. We further demonstrate that MosaicFusion is also a promising data augementer in the challenging open-vocabulary object detection benchmark. We build our method upon the state-of-the-art open-vocabulary detector F-VLM (Kuo et al, 2023), which uses the pre-trained CLIP model as the frozen backbone and Mask R-CNN with FPN as the detector head. The results are shown in Table 6. MosaicFusion still consistently outperforms F-VLM across different backbones especially for AP_{novel} (+2.6% AP_{novel} for ResNet-50, +3.2% AP_{novel} for ResNet-50x64), even though the baseline has incorporated the open-vocabulary knowledge from the CLIP model. This indicates that text-driven diffusion models and CLIP mod-

els are complementary to each other. We can achieve better performance by leveraging the benefits from both worlds.

4.4 Further Discussion

We further discuss how to evaluate the synthesized mask quality directly and compare MosaicFusion with other diffusion-based data augmentation methods quantitatively.

Mask quality evaluation. In Sect. 4.2 and Sect. 4.3, we use the standard evaluation metrics (*i.e.*, box AP and mask AP) in instance segmentation tasks for evaluation since our goal is to improve the instance segmentation performance, which is a common evaluation protocol used in previous works. Explicitly evaluating synthetic images and masks is challenging as no ground truth is available. One naïve way is to manually label all synthetic images with corresponding instance masks. However, it is extremely time-consuming and expensive. Here, we provide a more cost-effective metric to directly evaluate the synthesized mask quality. Specifically, we use SAM (Kirillov et al, 2023) as a data annotator due to its strong zero-shot generalization ability. We first prompt SAM with MosaicFusion-generated bounding boxes to produce instance masks. We then use these SAM-generated

Table 7: Comparison with X-Paste (Zhao et al, 2023) on LVIS. We use CenterNet2 with ResNet-50 (4× schedule) as the baseline, and report box AP and mask AP. We reimplement both the baseline and X-Paste using the official code of X-Paste⁸. All entries use the same network and training settings for a fair comparison. Note that X-Paste uses 100k generated images while MosaicFusion only uses 4k generated images here

Method	AP _r ^{box}	AP _r ^{mask}	AP ^{box}	AP ^{mask}
baseline	21.0	19.0	33.9	30.2
w/ X-Paste	25.5	23.0	34.6	30.7
w/ MosaicFusion	25.8	23.4	34.7	30.9

masks as ground truth and compute mean Intersection-over-Union (mIoU) between MosaicFusion-generated masks and ground truth masks. For reference, the mIoU result of MosaicFusion using the default setting in Table 2 is 77.2%. We hope our proposed metric can inspire future works on directly evaluating synthetic images and masks for rare and novel categories.

Comparison with other diffusion-based data augmentation methods. Several concurrent works (Ge et al, 2022; Zhao et al, 2023; Li et al, 2023) also use diffusion models for instance segmentation augmentation. We have discussed the differences with these works in Sect. 2 and Table 1. Here, we additionally provide a quantitative comparison with X-Paste (Zhao et al, 2023)⁷. To ensure a fair comparison, we use the same baseline as in Zhao et al (2023), *i.e.*, CenterNet2 (Zhou et al, 2021) with ResNet-50 backbone for a 4× training schedule (90k iterations with a batch size of 64). Considering that X-Paste uses additional retrieved images by the CLIP model to further boost its performance, we remove these retrieved images and only keep the generated ones. Table 7 reports the results on LVIS. Although X-Paste uses multiple extra foreground segmentation models to label the generated data further, our MosaicFusion can still achieve competitive performance with X-Paste. It should be well noted that X-Paste here uses 100k generated images while our MosaicFusion *only* uses 4k generated ones to achieve such results. This demonstrates the superiority of directly synthesizing multi-object training images over pasting multiple synthesized instances onto the background to compose training images.

⁷ We choose X-Paste for comparison due to its open-sourced implementation. Note that Li et al (2023) uses a different setting by training and testing models on its own synthetic datasets. Thus, an apple-to-apple quantitative comparison with Li et al (2023) is infeasible.

⁸ We find that the baseline and X-Paste cannot be fully reproduced using the official code (see issues [here](#)). Therefore, our reproduced results are relatively lower than the original reported performance. Nevertheless, all experiments are done under the same settings for a fair comparison.

4.5 Qualitative Results

Apart from quantitative results, we finally provide qualitative results of the cross-attention maps during the diffusion process as well as the synthesized images and masks by our MosaicFusion.

Cross-attention maps. As illustrated in Sect. 3, cross-attention maps in the diffusion process play a key role in producing our instance segmentation masks. We have studied the effects of attention layers and time steps on the final instance segmentation performance in Sect. 4.2 (see Table 2g and Table 2h). In Fig. 3, we visualize some example cross-attention maps with respect to each interest word across different time steps and attention layers in the diffusion process, using the same synthetic image example as in Fig. 2. We can observe that the structure of the object is determined in the early steps of the diffusion process while more fine-grained object details emerge in the later steps. A similar phenomenon is observed across different layers. Specifically, low-resolution attention layers produce a coarse object shape while the high-resolution counterparts produce a fine-grained object edge or silhouette. In conclusion, each cross-attention map reflects the object composition to some extent. To make full use of the spatial and temporal information, we aggregate the cross-attention maps by averaging them across different time steps and layers, which produces the attention maps with the highest quality as visualized in Fig. 3. These aggregated attention maps can then serve as a good mask source to generate our final instance masks.

Synthesized images and masks. Our MosaicFusion can generate multiple objects with corresponding masks in a single image. We have studied the effect of the number of generated objects per image in Sect. 4.2 (see Table 2a). Here, we visualize some example results of our synthesized instance segmentation dataset by MosaicFusion. In Fig. 4, we show examples of generating $N = 1, 2, 4$ objects per image, respectively. Given only interest category names, MosaicFusion can directly generate high-quality multi-object images and masks by conditioning on a specific text prompt for each region simultaneously *without* any further training and extra detectors or segmentors. The synthesized instance segmentation dataset can be used to train various downstream detection and segmentation models to improve their performances, especially for rare and novel categories, as verified in Sect. 4.3.

5 Conclusion

Instance segmentation is a fundamental task in computer vision. In this work, we have introduced a diffusion-based data augmentation method, namely MosaicFusion, for large vocabulary instance segmentation. Our method is training-free, equipped with multi-object image and mask generation cap-




Fig. 3: Visualization of cross-attention maps with respect to each interest subject word across different time steps and layers in the diffusion process. The time steps range from the first step $t = 50$ to the last step $t = 1$ in equal intervals (from left to right), while the layer resolutions range from $\times 1/32$ to $\times 1/8$ of the original image size (from top to bottom). In each entry, the last column shows the averaged cross-attention maps across different time steps, while the last row shows the averaged cross-attention maps across different layers. The highest-quality attention maps are produced by averaging them across both time steps and layers (bottom right framed in red)




Fig. 4: Visualization of our synthesized instance segmentation dataset by MosaicFusion. We show examples of generating $N = 1, 2, 4$ objects per image, using the settings in Table 2a

ability without relying on extra models, and compatible with various downstream detection architectures. We hope our explorations can pave the way to unleash the potential of generative models for discriminative tasks.

Limitations. Our study has several limitations: 1) We choose a representative text-to-image diffusion model, *i.e.*, Stable Diffusion, due to its open-sourced implementation. More text-to-image diffusion models can be studied in future research. 2) We consider some representative object detection and instance segmentation models to examine the effectiveness of our method for large vocabulary instance segmentation due to resource constraints. Essentially, MosaicFusion is orthogonal to downstream detection and segmentation models, and it can be built upon all baseline methods in Table 5 and Table 6 to improve their performances. More baselines can be explored for further studies. 3) Despite the intriguing properties of MosaicFusion, the synthetic images still have an unavoidable domain gap with the real images due to the limited expressiveness of off-the-shelf diffusion models. As the first work to generate multiple objects and masks in a single image, we leave explorations on generating more complex scene-level images with diffusion models for future work.

Data availability statements. All data supporting the findings of this study are available online. The LVIS dataset can be downloaded from <https://www.lvisdataset.org/dataset>. The Stable Diffusion models used to generate data are available at <https://github.com/CompVis/stable-diffusion>.

Acknowledgements This study is supported under the RIE2020 Industry Alignment Fund – Industry Collaboration Projects (IAF-ICP) Funding Initiative, as well as cash and in-kind contribution from the industry partner(s). The project is also supported by NTU NAP and Singapore MOE AcRF Tier 2 (MOE-T2EP20120-0001, MOE-T2EP20221-0012).

References

- Baranchuk D, Rubachev I, Voynov A, Khruikov V, Babenko A (2022) Label-efficient semantic segmentation with diffusion models. In: ICLR
- Barron JT, Poole B (2016) The fast bilateral solver. In: ECCV
- Bochkovskiy A, Wang CY, Liao HYM (2020) Yolov4: Optimal speed and accuracy of object detection. arXiv preprint arXiv:200410934
- Chen K, Wang J, Pang J, Cao Y, Xiong Y, Li X, Sun S, Feng W, Liu Z, Xu J, Zhang Z, Cheng D, Zhu C, Cheng T, Zhao Q, Li B, Lu X, Zhu R, Wu Y, Dai J, Wang J, Shi J, Ouyang W, Loy CC, Lin D (2019) MMDetection: Open mmlab detection toolbox and benchmark. arXiv preprint arXiv:190607155
- Chen P, Sheng K, Zhang M, Shen Y, Li K, Shen C (2022) Open vocabulary object detection with proposal mining and prediction equalization. arXiv preprint arXiv:220611134
- Cordts M, Omran M, Ramos S, Rehfeld T, Enzweiler M, Benenson R, Franke U, Roth S, Schiele B (2016) The cityscapes dataset for semantic urban scene understanding. In: CVPR
- Deng J, Dong W, Socher R, Li LJ, Li K, Fei-Fei L (2009) Imagenet: A large-scale hierarchical image database. In: CVPR
- Di Stefano L, Bulgarelli A (1999) A simple and efficient connected components labeling algorithm. In: ICIAP
- Du Y, Wei F, Zhang Z, Shi M, Gao Y, Li G (2022) Learning to prompt for open-vocabulary object detection with vision-language model. In: CVPR
- Dvornik N, Mairal J, Schmid C (2018) Modeling visual context is key to augmenting object detection datasets. In: ECCV
- Dwibedi D, Misra I, Hebert M (2017) Cut, paste and learn: Surprisingly easy synthesis for instance detection. In: ICCV
- Fang HS, Sun J, Wang R, Gou M, Li YL, Lu C (2019) Instaboost: Boosting instance segmentation via probability map guided copy-pasting. In: ICCV
- Gal R, Arar M, Atzmon Y, Bermano AH, Chechik G, Cohen-Or D (2023) Designing an encoder for fast personalization of text-to-image models. arXiv preprint arXiv:230212228
- Gao M, Xing C, Niebles JC, Li J, Xu R, Liu W, Xiong C (2022) Open vocabulary object detection with pseudo bounding-box labels. In: ECCV
- Ge Y, Xu J, Zhao BN, Itti L, Vineet V (2022) Dall-e for detection: Language-driven context image synthesis for object detection. arXiv preprint arXiv:220609592
- Ghiasi G, Cui Y, Srinivas A, Qian R, Lin TY, Cubuk ED, Le QV, Zoph B (2021) Simple copy-paste is a strong data augmentation method for instance segmentation. In: CVPR
- Ghiasi G, Gu X, Cui Y, Lin TY (2022) Scaling open-vocabulary image segmentation with image-level labels. In: ECCV
- Gu X, Lin TY, Kuo W, Cui Y (2022) Open-vocabulary object detection via vision and language knowledge distillation. In: ICLR
- Gupta A, Dollar P, Girshick R (2019) Lvis: A dataset for large vocabulary instance segmentation. In: CVPR
- Han J, Niu M, Du Z, Wei L, Xie L, Zhang X, Tian Q (2020) Joint coco and lvis workshop at eccv 2020: Lvis challenge track technical report: Asynchronous semi-supervised learning for large vocabulary instance segmentation. In: ECCVW
- He K, Zhang X, Ren S, Sun J (2016) Deep residual learning for image recognition. In: CVPR
- He K, Gkioxari G, Dollár P, Girshick R (2017) Mask r-cnn. In: ICCV
- Hertz A, Mokady R, Tenenbaum J, Aberman K, Pritch Y, Cohen-Or D (2023) Prompt-to-prompt image editing with cross attention control. In: ICLR
- Hinterstoisser S, Lepetit V, Wohlhart P, Konolige K (2018) On pre-trained image features and synthetic images for deep learning. In: ECCV Workshops
- Hu X, Jiang Y, Tang K, Chen J, Miao C, Zhang H (2020) Learning to segment the tail. In: CVPR
- Jia C, Yang Y, Xia Y, Chen YT, Parekh Z, Pham H, Le Q, Sung YH, Li Z, Duerig T (2021) Scaling up visual and vision-language representation learning with noisy text supervision. In: ICML
- Karras T, Aittala M, Aila T, Laine S (2022) Elucidating the design space of diffusion-based generative models. arXiv preprint arXiv:220600364
- Kingma DP, Welling M (2014) Auto-encoding variational bayes. In: ICLR
- Kirillov A, Mintun E, Ravi N, Mao H, Rolland C, Gustafson L, Xiao T, Whitehead S, Berg AC, Lo WY, et al (2023) Segment anything. arXiv preprint arXiv:230402643
- Kumari N, Zhang B, Zhang R, Shechtman E, Zhu JY (2022) Multi-concept customization of text-to-image diffusion. arXiv preprint arXiv:221204488
- Kuo W, Cui Y, Gu X, Piergiovanni A, Angelova A (2023) F-vlm: Open-vocabulary object detection upon frozen vision and language models. In: ICLR
- Kuznetsova A, Rom H, Alldrin N, Uijlings J, Krasin I, Pont-Tuset J, Kamali S, Popov S, Mallocci M, Kolesnikov A, et al (2020) The open

- images dataset v4: Unified image classification, object detection, and visual relationship detection at scale. *IJCV*
- Li B, Weinberger KQ, Belongie S, Koltun V, Ranftl R (2022a) Language-driven semantic segmentation. *ICLR*
- Li D, Ling H, Kim SW, Kreis K, Fidler S, Torralba A (2022b) Big-datasetgan: Synthesizing imagenet with pixel-wise annotations. In: *CVPR*
- Li Y, Wang T, Kang B, Tang S, Wang C, Li J, Feng J (2020) Overcoming classifier imbalance for long-tail object detection with balanced group softmax. In: *CVPR*
- Li Z, Zhou Q, Zhang X, Zhang Y, Wang Y, Xie W (2023) Guiding text-to-image diffusion model towards grounded generation. *arXiv preprint arXiv:230105221*
- Lin TY, Maire M, Belongie S, Hays J, Perona P, Ramanan D, Dollár P, Zitnick CL (2014) Microsoft coco: Common objects in context. In: *ECCV*
- Lin TY, Dollár P, Girshick R, He K, Hariharan B, Belongie S (2017) Feature pyramid networks for object detection. In: *CVPR*
- Liu J, Sun Y, Han C, Dou Z, Li W (2020) Deep representation learning on long-tailed data: A learnable embedding augmentation perspective. In: *CVPR*
- Liu Z, Lin Y, Cao Y, Hu H, Wei Y, Zhang Z, Lin S, Guo B (2021) Swin transformer: Hierarchical vision transformer using shifted windows. In: *ICCV*
- Loshchilov I, Hutter F (2017) Sgdr: Stochastic gradient descent with warm restarts. In: *ICLR*
- Loshchilov I, Hutter F (2019) Decoupled weight decay regularization. In: *ICLR*
- Miller GA (1995) Wordnet: a lexical database for english. *Commun ACM*
- Minderer M, Gritsenko A, Stone A, Neumann M, Weissenborn D, Dosovitskiy A, Mahendran A, Arnab A, Dehghani M, Shen Z, et al (2022) Simple open-vocabulary object detection with vision transformers. In: *ECCV*
- Otsu N (1979) A threshold selection method from gray-level histograms. *TSMC*
- Parmar G, Singh KK, Zhang R, Li Y, Lu J, Zhu JY (2023) Zero-shot image-to-image translation. *arXiv preprint arXiv:230203027*
- Radford A, Kim JW, Hallacy C, Ramesh A, Goh G, Agarwal S, Sastry G, Askell A, Mishkin P, Clark J, et al (2021a) Learning transferable visual models from natural language supervision. In: *ICML*
- Radford A, Kim JW, Hallacy C, Ramesh A, Goh G, Agarwal S, Sastry G, Askell A, Mishkin P, Clark J, et al (2021b) Learning transferable visual models from natural language supervision. In: *ICML*
- Ramesh A, Dhariwal P, Nichol A, Chu C, Chen M (2022) Hierarchical text-conditional image generation with clip latents. *arXiv preprint arXiv:220406125*
- Rasheed H, Maaz M, Khattak MU, Khan S, Khan FS (2022) Bridging the gap between object and image-level representations for open-vocabulary detection. In: *NeurIPS*
- Ren J, Yu C, Ma X, Zhao H, Yi S, et al (2020) Balanced meta-softmax for long-tailed visual recognition. In: *NeurIPS*
- Richter SR, Vineet V, Roth S, Koltun V (2016) Playing for data: Ground truth from computer games. In: *ECCV*
- Rombach R, Blattmann A, Lorenz D, Esser P, Ommer B (2022) High-resolution image synthesis with latent diffusion models. In: *CVPR*
- Ronneberger O, Fischer P, Brox T (2015) U-net: Convolutional networks for biomedical image segmentation. In: *MICCAI*
- Saharia C, Chan W, Saxena S, Li L, Whang J, Denton E, Ghasemipour SKS, Ayan BK, Mahdavi SS, Lopes RG, et al (2022) Photorealistic text-to-image diffusion models with deep language understanding. In: *NeurIPS*
- Sharma P, Ding N, Goodman S, Soricut R (2018) Conceptual captions: A cleaned, hypernymed, image alt-text dataset for automatic image captioning. In: *ACL*
- Su H, Qi CR, Li Y, Guibas LJ (2015) Render for cnn: Viewpoint estimation in images using cnns trained with rendered 3d model views. In: *ICCV*
- Tan J, Wang C, Li B, Li Q, Ouyang W, Yin C, Yan J (2020a) Equalization loss for long-tailed object recognition. In: *CVPR*
- Tan J, Zhang G, Deng H, Wang C, Lu L, Li Q, Dai J (2020b) 1st place solution of lvis challenge 2020: A good box is not a guarantee of a good mask. *arXiv preprint arXiv:200901559*
- Tan J, Lu X, Zhang G, Yin C, Li Q (2021) Equalization loss v2: A new gradient balance approach for long-tailed object detection. In: *CVPR*
- Tan M, Pang R, Le QV (2020c) Efficientdet: Scalable and efficient object detection. In: *CVPR*
- Wang J, Zhang W, Zang Y, Cao Y, Pang J, Gong T, Chen K, Liu Z, Loy CC, Lin D (2021a) Seesaw loss for long-tailed instance segmentation. In: *CVPR*
- Wang T, Li Y, Kang B, Li J, Liew J, Tang S, Hoi S, Feng J (2020) The devil is in classification: A simple framework for long-tail instance segmentation. In: *ECCV*
- Wang T, Zhu Y, Zhao C, Zeng W, Wang J, Tang M (2021b) Adaptive class suppression loss for long-tail object detection. In: *CVPR*
- Waqas Zamir S, Arora A, Gupta A, Khan S, Sun G, Shahbaz Khan F, Zhu F, Shao L, Xia GS, Bai X (2019) isaid: A large-scale dataset for instance segmentation in aerial images. In: *CVPRW*
- Wei F, Gao Y, Wu Z, Hu H, Lin S (2021) Aligning pretraining for detection via object-level contrastive learning. In: *NeurIPS*
- Wu J, Song L, Wang T, Zhang Q, Yuan J (2020) Forest r-cnn: Large-vocabulary long-tailed object detection and instance segmentation. In: *ACM-MM*
- Wu J, Li X, Xu S, Yuan H, Ding H, Yang Y, Li X, Zhang J, Tong Y, Jiang X, Ghanem B, Tao D (2023) Towards open vocabulary learning: A survey. *arXiv preprint arXiv:230615880*
- Wu Y, Kirillov A, Massa F, Lo WY, Girshick R (2019) Detectron2
- Zang Y, Huang C, Loy CC (2021) Fasa: Feature augmentation and sampling adaptation for long-tailed instance segmentation. In: *ICCV*
- Zang Y, Li W, Zhou K, Huang C, Loy CC (2022) Open-vocabulary detr with conditional matching. *ECCV*
- Zareian A, Rosa KD, Hu DH, Chang SF (2021) Open-vocabulary object detection using captions. *CVPR*
- Zhang C, Pan TY, Li Y, Hu H, Xuan D, Changpinyo S, Gong B, Chao WL (2021a) Mosaicos: a simple and effective use of object-centric images for long-tailed object detection. In: *ICCV*
- Zhang J, Huang J, Jin S, Lu S (2023) Vision-language models for vision tasks: A survey. *arXiv preprint arXiv:230400685*
- Zhang S, Li Z, Yan S, He X, Sun J (2021b) Distribution alignment: A unified framework for long-tail visual recognition. In: *CVPR*
- Zhang Y, Ling H, Gao J, Yin K, Lafleche JF, Barriuso A, Torralba A, Fidler S (2021c) Datasetgan: Efficient labeled data factory with minimal human effort. In: *CVPR*
- Zhao H, Sheng D, Bao J, Chen D, Chen D, Wen F, Yuan L, Liu C, Zhou W, Chu Q, Zhang W, Yu N (2023) X-paste: Revisiting scalable copy-paste for instance segmentation using clip and stablediffusion. In: *ICML*
- Zhong Y, Yang J, Zhang P, Li C, Codella N, Li LH, Zhou L, Dai X, Yuan L, Li Y, et al (2022) Regionclip: Region-based language-image pretraining. In: *CVPR*
- Zhou K, Yang J, Loy CC, Liu Z (2022a) Conditional prompt learning for vision-language models. In: *CVPR*
- Zhou X, Koltun V, Krähenbühl P (2021) Probabilistic two-stage detection. *arXiv preprint arXiv:210307461*
- Zhou X, Girdhar R, Joulin A, Krähenbühl P, Misra I (2022b) Detecting twenty-thousand classes using image-level supervision. In: *ECCV*