

# Vision Transformers for Computer Go

Amani Sagri<sup>1</sup>, Tristan Cazenave<sup>1</sup>, Jérôme Arjonilla<sup>1</sup>, and Abdallah Saffidine<sup>2</sup>

<sup>1</sup> LAMSADE, Université Paris Dauphine - PSL, CNRS, Paris, France

<sup>2</sup> The University of New South Wales, Sydney, Australia

**Abstract.** Motivated by the success of transformers in various fields, such as language understanding and image analysis, this investigation explores their application in the context of the game of Go. In particular, our study focuses on the analysis of the Transformer in Vision. Through a detailed analysis of numerous points such as prediction accuracy, win rates, memory, speed, size, or even learning rate, we have been able to highlight the substantial role that transformers can play in the game of Go. This study was carried out by comparing them to the usual Residual Networks.

## 1 Introduction

Due to a huge game tree complexity, the game of Go has been an important source of work in the perfect information setting. In 2007, search algorithms have been able to increase drastically the performance of computer Go programs [11,12,20,16]. In 2016, a groundbreaking achievement occurred when AlphaGo became the first program to defeat a skilled professional Go player [26]. Currently, the level of play of such algorithms is far superior to those of any human player [26,27,28].

Over the years, various significant advances have been made to improve performance in the game of Go [3,34,32,31,33]. Many of these innovations find their roots in other domains, notably in computer vision, where the recognition and interpretation of the Go board’s image serve as fundamental inputs. Algorithms such as ResNet [18,3] and MobileNet [19,7,5] have demonstrated exceptional performance by harnessing groundbreaking developments in computer vision. However, it is worth noting that one remarkable advancement in the realm of computer vision remains relatively untapped for Computer Go: *transformers* [30].

Transformers represent a groundbreaking leap in deep learning, reshaping how various tasks in natural language processing (NLP), computer vision, and beyond are approached. Initially developed for NLP tasks, transformers introduce a departure from conventional sequential methods by employing self-attention mechanisms. These mechanisms simultaneously capture intricate interdependencies among all elements in a sequence. This ability to understand nuanced relationships over long distances, without relying on recurrent or convolutional structures, has propelled transformers to the forefront of AI research.

Notably, transformers have not only advanced language understanding, exemplified by models like BERT [13], but have also expanded their utility to image analysis, as seen in Vision Transformers (ViTs) [15] and other transformer-based models. EfficientFormer [21], a transformer-based model, achieves high performance and matches MobileNet’s speed on mobile devices, proving that well-designed transformers can deliver low latency in computer vision tasks.

In this paper, we propose to analyze the impact of using Transformer methods in the game of Go. To do this, we use the EfficientFormer architecture. Our study analyses were done in comparison with other state-of-the-art vision architectures in Go such as Residual Networks on a wide range of criteria including prediction accuracy, win rates, memory, speed, architecture size, and even learning rate. Thanks to that, we observe that EfficientFormer is better than Residual Networks on CPU and plays on par on GPU.

We introduce Computer Go in Section 2 and the network architectures used throughout the paper in Section 3. In Section 4, we present our results and the last section summarizes our work and future work.

## 2 Computer Go

The game of Go is a turn-taking strategic board game of perfect information, played by two players. One player adds black stones to a vacant intersection of the board and the opponent adds white stones. After being placed, a player’s stones cannot move. A group of contiguous stones is removed if and only if the opponent surrounds the group on all orthogonally adjacent points. The players aim at capturing the most territory and the game ends when no player wishes to move any further.

There exist multiple rules for scoring. We have used the Chinese rule in our experiments: the winner of the game is defined by the number of stones that a player has on the board, plus the number of empty intersections surrounded by that player’s stones and komi (bonus added to the second player as compensation for playing second).

Even though the rules are relatively simple, the game of Go is known as an extremely complex one in comparison to other board games such as Chess. On the standard board of size  $19 \times 19$ , the number of legal positions has been estimated to be  $2.1 \times 10^{170}$ .

Algorithms based on Monte Carlo Tree Search (MCTS) [1] have been achieving excellent performance in the game of Go for many years. Combining deep reinforcement learning and MCTS as introduced in the *AlphaGo* series programs [26,28,27] has been widely applied. The neural network takes an image of the board as input and produces two outputs: a probability distribution over moves (policy head) and a vector of score prediction for every player (value head) (see Fig. 1).

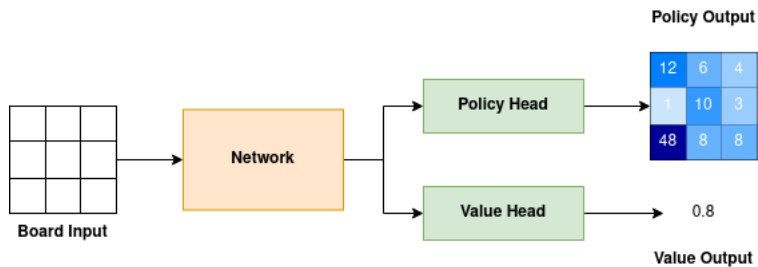


Fig. 1. AlphaZero network architecture

### 3 Network Architectures

#### 3.1 Residual Network

Residual Networks are the standard networks for games [3,28]. They are used in combination with MCTS to evaluate the leaves of the search tree and to give a prior on the possible moves. In order to speed up the computation of the evaluation and of the prior the networks are usually run on a batch of states [6].

The residual layer used for image classification adds the input of the layer to the output of the layer. It uses two convolutional layers before the addition. The ReLU layers are put after the first convolutional layer and after the addition. The residual layer is shown in Figure 2. We will experiment with this kind of residual layer for our Go networks.

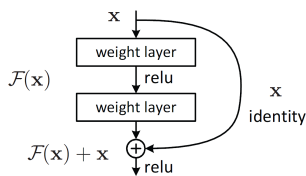


Fig. 2. The residual block.

#### 3.2 Transformer

Transformers are advanced neural network architectures that leverage the concept of self-attention to process and understand complex sequences of data, such as language. Self-attention allows a transformer model to analyze different elements within a sequence and determine their relative importance in relation to

one another. By calculating attention scores based on the similarity of these elements, the model can dynamically weigh their significance and understand how they interrelate. Transformers employ multiple self-attention mechanisms (multi-head self-attention) operating in parallel, enabling them to capture intricate patterns, dependencies, and contextual nuances across the entire input sequence.

Transformer was originally proposed as a sequence-to-sequence model [29] for machine translation. Later works show that Transformer-based pre-trained models (PTMs) [23] can achieve state-of-the-art performances on various tasks. As a consequence, Transformer has become the go-to architecture in NLP, especially for PTMs. In addition to language related applications, Transformer has also been adopted in CV [22,2,15], audio processing [14,17,10] and even other disciplines, such as chemistry [25] and life sciences [24].

If in the field of Natural Language Processing the mechanism of attention of the Transformers tried to capture the relationships between different words of the text to be analyzed, in Computer Vision the Vision Transformers try instead to capture the relationships between different portions of an image.

The mechanism of self-attention, integral to transformers, enables them to excel in tasks ranging from language translation and sentiment analysis to summarization and beyond.

### 3.3 Efficient Former

The EfficientFormer model is a big step forward in making transformer architectures work better for tasks that need real-time results, especially on devices with not much computing power. By adding a dimension-consistent plan, the model can easily switch between different ways of organizing its parts, like in 4D and 3D setups. This way of thinking helps the EfficientFormer model break free from the old rules about how fast transformers can make decisions. This leads to making the time it takes for predictions much shorter. By focusing on making predictions happen fast, a set of EfficientFormer models emerges, each achieving a careful equilibrium between performance and latency. This change in approach reaches its peak with models like EfficientFormer-l1, which impressively demonstrates outstanding top-1 accuracy on benchmarks like ImageNet-1K. At the same time, it manages to keep inference latency remarkably low on mobile devices, aligning closely with the efficiency of optimized versions of MobileNet. The complete range of EfficientFormer models, taken together, significantly underscores the possibilities of tapping into transformers' capabilities for practical real-world uses.

The network starts with a convolution stem as patch embedding, followed by MetaBlock (MB) as shown by Figure 3. The MB<sup>4D</sup> and MB<sup>3D</sup> contain different token mixer configurations, *i.e.*, local pooling or global multi-head self-attention, arranged in a dimension-consistent manner. EfficientFormer is available in various sizes, denoted as l1, l3, l7, and l9. Each size is linked to a tuple of information where the first information is the width and the second information is the depth. The width is a list designing different dimensionalities (number of channels) of the feature vectors processed by different layers and blocks within the neural

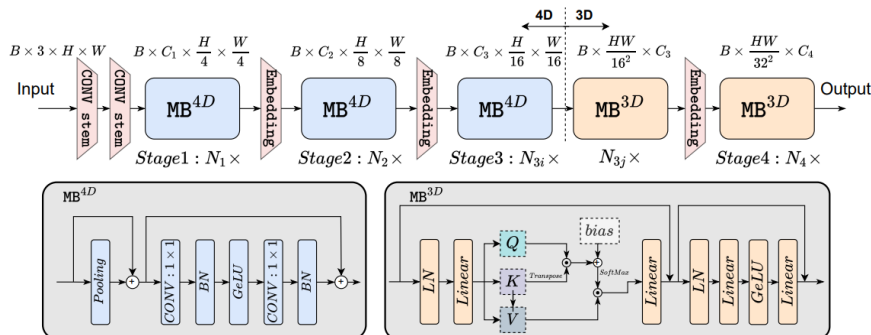


Fig. 3. Overview of EfficientFormer architecture [21].

network. The width represents the number of blocks in different levels of the EfficientFormer architecture.

The sizes are the following:

- ‘11’ : ([48, 96],[3, 4])
- ‘13’ : ([64, 128],[4, 6])
- ‘17’ : ([96, 192],[6, 8])
- ‘19’; ([128,256],[8,10])

### 3.4 Adaptation for the game of Go

In this paper, we took the same work on EfficientFormer model of Li *et al.* [21] and adapt the transformer mechanism to the Go game prediction. This necessitated modifying the final layers, which were originally designed for tasks like classification or segmentation, and instead, replacing them with layers tailored for policy and value (*i.e.*, the probability of winning the game) prediction.

This modification transformed the tasks into a dual output setting, combining multiclass classification and regression functionalities. The value head uses Global Average Pooling followed by two Dense layers [4,8]. The policy head uses a 1x1 convolution to a single plane that defines the convolutional policy [8].

Another significant adjustment involved the downsampling and embedding layers commonly used in image classification tasks to detect features by reducing the image size before feeding it into the transformer. However, in the context of Go, the input board’s dimensions were fixed at  $19 \times 19$ , and it was imperative to preserve this size throughout the training process to avoid losing critical information. Therefore, to retain the richness of the board data, the height and width of the board were maintained during training, ensuring that no valuable details were lost in the process. This tailored architectural approach played a pivotal role in optimizing the models for Go game prediction.

## 4 Experimental Results

### 4.1 Dataset

The data used for training comes from the Katago Go program self played games [31]. There are 1,000,000 different games in total in the training set. The input data is composed of 31 19x19 planes (color to play, ladders, current state on two planes, two previous states on four planes). The output targets are the policy (a vector of size 361 with 1.0 for the move played, 0.0 for the other moves), and the value (close to 1.0 if White wins, close to 0.0 if Black wins).

### 4.2 Experimental Information

In order to compare the different network architectures we trained them on 500 epochs. One epoch uses 100,000 states randomly selected from the Katago dataset with two labels: a one-hot encoding of the Katago move and an evaluation between 0 and 1 by Katago of the winrate for White. The training is done with Adam and cosine annealing [9] without restarts. Cosine annealing leads to better convergence by modifying the learning rate of Adam.

In the next tables, we denote Residual(X,Y), the Residual Network of X blocks of Y planes and we denote Efficient(IX), the IX architecture of EfficientFormer. Among the different metrics used, we compute the accuracy, mean squared error (MSE), mean absolute error (MAE), and when possible the winning rate against an opponent. The winning rate is more informative than the other because it combines the impact of improving policy and value network. Accuracy measures the closeness of strategies between the policy network and Katago data.

### 4.3 Training and Playing

Table 1 gives the comparison of some learning rates for small residual and transformer networks. For the Transformer, the best learning rate is observed at 0.002 whereas for the Residual Network, the best learning rate is observed at 0.0002. For Residual Networks, the learning rate tends to be significantly lower in comparison to transformers.

Table 2 gives the latency and peak memory on GPU for the different network architectures we tested. The experiments were carried out on a *RTX 2080 Ti* with 11 Go of Memory. It is worth mentioning that the Residual Networks and Transformers we examined exhibit similar latency characteristics, however, it can be observed that the memory usage is 3 times greater with Transformers.

Table 3 gives the number of parameters, the number of evaluations per second, and the CPU latency on an *Epyc* server of the networks we tested. It should be noted that Transformers with far fewer parameters than Residual Networks nevertheless achieve comparable evaluation per second. Furthermore, large Transformers demonstrate superior CPU performance when compared to large Residual Networks.

Table 4 gives the accuracy, the MSE, and the MAE for the different networks. Additionally, it reveals the winning rate of the 19 Efficient Former when pitted against the competition, assuming either CPU or GPU hardware. For the 256 planes Residual Network the learning rate was set to 0.00005 since the learning rates above could not learn the value. The 19 Efficient Former outperforms its counterparts across various metrics and excels particularly on CPU. When leveraging GPU hardware, it performs at par with the largest Residual Network.

Lastly, Table 5 charts the evolution of GPU latency concerning batch size variation for the different network configurations. Large batch sizes are relevant to self-play in Alpha Zero style [28,31]. Smaller batch sizes are relevant to normal play with batch parallel MCTS [6]. This analysis sheds light on how network performance scales with batch size changes. The Residual Networks use relatively more playouts since they parallelize better with current GPU hardware and software.

**Table 1.** Learning rate tuning for different small network architectures over 100 epochs of 100,000 states

Network	Learning Rate	Batch	Accuracy	MSE	MAE
Residual(10,128)	0.0008	64	44.51%	0.1209	0.2959
Residual(10,128)	0.0004	64	46.25%	0.0657	0.1927
Residual(10,128)	0.0002	64	46.57%	0.0642	0.1900
Residual(10,128)	0.0001	64	45.61%	0.0708	0.2035
Efficient(11)	0.004	64	45.72%	0.0766	0.2097
Efficient(11)	0.002	64	45.89%	0.0698	0.1973
Efficient(11)	0.001	64	45.43%	0.0720	0.2022

**Table 2.** Latency and peak memory on a RTX 2080 Ti GPU with 11 Go for different architectures and networks of different sizes. The latency and the peak memory are measured using a batch of 64 states. They are averaged over 100 calls to predict after a warmup of 100 previous calls. The latency is the average time in seconds to make a forward pass on a batch of 64 states.

Network	GPU Latency	Evaluations per second on GPU	Peak Memory
Residual(10,128)	0.0890	719	436,656,640
Residual(20,128)	0.0943	679	350,025,728
Residual(20,256)	0.1185	540	452,578,816
Residual(40,256)	0.1580	405	529,187,072
Efficient(11)	0.0958	668	1,101,474,048
Efficient(13)	0.1106	579	1,148,030,976
Efficient(17)	0.1307	490	1,159,418,368
Efficient(19)	0.1700	376	1,179,129,088

**Table 3.** Number of parameters and number of evaluations per second on CPU for the different networks.

Network	Parameters	Evaluations per second on CPU	CPU Latency
Residual(10,128)	2,967,525		23.07
Residual(20,128)	5,924,325		12.24
Residual(20,256)	23,645,029		3.29
Efficient(11)	674,885		15.27
Efficient(13)	1,381,541		13.52
Efficient(17)	3,581,573		10.90

**Table 4.** Comparison of networks for 500 epochs of 100,000 states per epoch and a batch size of 64. The winrate WinCPU is the result of 800 randomized matches on CPU against Efficient(19) with 10 seconds of CPU per move for both sides. The GPU winrate is calculated by using the same GPU time for both networks. The Accuracy, MSE and MAE were computed on a set of 50,000 states sampled from 50,000 games that were never seen during training.

Network	Learning Rate	Batch	Accuracy	MSE	MAE	WinCPU	WinGPU
Residual(10,128)	0.0002	64	49.12%	0.0534	0.1649	33.5%	20.4%
Residual(20,128)	0.0002	64	50.29%	0.0516	0.1618	31.6%	25.8%
Residual(20,256)	0.00005	64	52.50%	0.0476	0.1518	30.6%	51.0%
Residual(40,256)	0.00005	32	51.27%	0.0499	0.1586	8.9%	34.7%
Efficient(11)	0.002	64	49.35%	0.0553	0.1659	11.6%	8.1%
Efficient(13)	0.002	64	51.28%	0.0484	0.1519	31.0%	19.4%
Efficient(17)	0.002	64	53.01%	0.0440	0.1422	50.4%	38.3%
Efficient(19)	0.001	64	54.29%	0.0405	0.1351	-	-

**Table 5.** Evolution of the A6000 GPU latency with the size of the batch. The latency and the peak memory are the median values of 7 runs. Each run is the average over 100 forwards after a warmup of 100 forwards.

Network	Batch	GPU Latency	Evaluations per second on GPU	Peak Memory
Efficient(19)	32	0.128	250	589,454,592
Efficient(19)	64	0.168	381	1,141,404,672
Efficient(19)	128	0.224	571	2,297,159,168
Efficient(19)	256	0.346	740	4,359,236,608
Efficient(19)	512	0.583	878	8,672,660,992
Efficient(19)	1024	1.062	964	17,121,701,376
Residual(20,256)	32	0.111	288	253,801,472
Residual(20,256)	64	0.126	508	548,938,240
Residual(20,256)	128	0.159	805	800,936,192
Residual(20,256)	256	0.227	1128	1,566,134,528
Residual(20,256)	512	0.368	1391	2,954,716,416
Residual(20,256)	1024	0.667	1535	4,793,448,960



## 5 Conclusion

EfficientFormer’s architecture showcases remarkable parameter efficiency, especially when compared to the Residual Network architecture, particularly in larger networks. This translates into superior performance on CPU, making it the preferred choice in this domain. Interestingly, when it comes to GPU utilization, both architectures perform at a similar level, especially for the largest networks in our experimentation.

Moreover, it is worth highlighting that the EfficientFormer architecture we explored for Go is not limited to this particular game; it exhibits versatility and applicability to a wide range of other games and domains.

## References

1. Browne, C., Powley, E., Whitehouse, D., Lucas, S., Cowling, P., Rohlfshagen, P., Tavener, S., Perez, D., Samothrakis, S., Colton, S.: A survey of Monte Carlo tree search methods. *IEEE Transactions on Computational Intelligence and AI in Games* **4**(1), 1–43 (Mar 2012)
2. Carion, N., Massa, F., Synnaeve, G., Usunier, N., Kirillov, A., Zagoruyko, S.: End-to-end object detection with transformers. In: *European conference on computer vision*. pp. 213–229. Springer (2020)
3. Cazenave, T.: Residual networks for computer go. *IEEE Trans. Games* **10**(1), 107–110 (2018)
4. Cazenave, T.: Spatial average pooling for computer go. In: *Computer Games: 7th Workshop, CGW 2018, IJCAI 2018, Stockholm, Sweden, July 13, 2018, Revised Selected Papers 7*. pp. 119–126. Springer (2019)
5. Cazenave, T.: Improving model and search for computer go. In: *2021 IEEE Conference on Games (CoG)*. pp. 1–8. IEEE (2021)
6. Cazenave, T.: Batch Monte Carlo Tree Search. In: Browne, C., Kishimoto, A., Schaeffer, J. (eds.) *Computers and Games 2022. Lecture Notes in Computer Science*, vol. 13865, pp. 146–162. Springer (2022)
7. Cazenave, T.: Mobile networks for computer go. *IEEE Trans. Games* **14**(1), 76–84 (2022)
8. Cazenave, T., Chen, Y., Chen, G., Chen, S., Chiu, X., Dehos, J., Elsa, M., Gong, Q., Hu, H., Khalidov, V., Li, C., Lin, H., Lin, Y., Martinet, X., Mella, V., Rapin, J., Rozière, B., Synnaeve, G., Teytaud, F., Teytaud, O., Ye, S., Ye, Y., Yen, S., Zagoruyko, S.: Polygames: Improved zero learning. *J. Int. Comput. Games Assoc.* **42**(4), 244–256 (2020)
9. Cazenave, T., Sentuc, J., Videau, M.: Cosine annealing, mixnet and swish activation for computer go. In: Browne, C., Kishimoto, A., Schaeffer, J. (eds.) *Advances in Computer Games - 17th International Conference, ACG 2021, Virtual Event, November 23-25, 2021, Revised Selected Papers. Lecture Notes in Computer Science*, vol. 13262, pp. 53–60. Springer (2021)
10. Chen, X., Wu, Y., Wang, Z., Liu, S., Li, J.: Developing real-time streaming transformer transducer for speech recognition on large-scale dataset. In: *ICASSP 2021-2021 IEEE International Conference on Acoustics, Speech and Signal Processing (ICASSP)*. pp. 5904–5908. IEEE (2021)

11. Coulom, R.: Efficient selectivity and backup operators in Monte-Carlo tree search. In: van den Herik, H.J., Ciancarini, P., Donkers, H.H.L.M. (eds.) *Computers and Games, 5th International Conference, CG 2006, Turin, Italy, May 29-31, 2006. Revised Papers. Lecture Notes in Computer Science*, vol. 4630, pp. 72–83. Springer (2006)
12. Coulom, R.: Computing elo ratings of move patterns in the game of Go. *ICGA Journal* **30**(4), 198–208 (2007)
13. Devlin, J., Chang, M.W., Lee, K., Toutanova, K.: BERT: Pre-training of deep bidirectional transformers for language understanding. In: *Proceedings of the 2019 Conference of the North American Chapter of the Association for Computational Linguistics: Human Language Technologies*. pp. 4171–4186 (2019)
14. Dong, L., Xu, S., Xu, B.: Speech-transformer: a no-recurrence sequence-to-sequence model for speech recognition. In: *2018 IEEE international conference on acoustics, speech and signal processing (ICASSP)*. pp. 5884–5888. IEEE (2018)
15. Dosovitskiy, A., Beyer, L., Kolesnikov, A., Weissenborn, D., Zhai, X., Unterthiner, T., Dehghani, M., Minderer, M., Heigold, G., Gelly, S., et al.: An image is worth 16x16 words: Transformers for image recognition at scale. *arXiv preprint arXiv:2010.11929* (2020)
16. Gelly, S., Silver, D.: Monte-Carlo tree search and rapid action value estimation in computer Go. *Artif. Intell.* **175**(11), 1856–1875 (2011)
17. Gulati, A., Qin, J., Chiu, C.C., Parmar, N., Zhang, Y., Yu, J., Han, W., Wang, S., Zhang, Z., Wu, Y., et al.: Conformer: Convolution-augmented transformer for speech recognition. *arXiv preprint arXiv:2005.08100* (2020)
18. He, K., Zhang, X., Ren, S., Sun, J.: Deep residual learning for image recognition. In: *Proceedings of the IEEE conference on computer vision and pattern recognition*. pp. 770–778 (2016)
19. Howard, A.G., Zhu, M., Chen, B., Kalenichenko, D., Wang, W., Weyand, T., Andreetto, M., Adam, H.: Mobilenets: Efficient convolutional neural networks for mobile vision applications. *arXiv preprint arXiv:1704.04861* (2017)
20. Kocsis, L., Szepesvári, C.: Bandit based Monte-Carlo planning. In: *17th European Conference on Machine Learning (ECML’06). LNCS*, vol. 4212, pp. 282–293. Springer (2006)
21. Li, Y., Yuan, G., Wen, Y., Hu, J., Evangelidis, G., Tulyakov, S., Wang, Y., Ren, J.: Efficientformer: Vision transformers at mobilenet speed. *Advances in Neural Information Processing Systems* **35**, 12934–12949 (2022)
22. Parmar, N., Vaswani, A., Uszkoreit, J., Kaiser, L., Shazeer, N., Ku, A., Tran, D.: Image transformer. In: *International conference on machine learning*. pp. 4055–4064. PMLR (2018)
23. Qiu, X., Sun, T., Xu, Y., Shao, Y., Dai, N., Huang, X.: Pre-trained models for natural language processing: A survey. *Science China Technological Sciences* **63**(10), 1872–1897 (2020)
24. Rives, A., Meier, J., Sercu, T., Goyal, S., Lin, Z., Liu, J., Guo, D., Ott, M., Zitnick, C.L., Ma, J., et al.: Biological structure and function emerge from scaling unsupervised learning to 250 million protein sequences. *Proceedings of the National Academy of Sciences* **118**(15), e2016239118 (2021)
25. Schwaller, P., Laino, T., Gaudin, T., Bolgar, P., Hunter, C.A., Bekas, C., Lee, A.A.: Molecular transformer: a model for uncertainty-calibrated chemical reaction prediction. *ACS central science* **5**(9), 1572–1583 (2019)
26. Silver, D., Huang, A., Maddison, C.J., Guez, A., Sifre, L., van den Driessche, G., Schrittwieser, J., Antonoglou, I., Panneershelvam, V., Lanctot, M., Dieleman, S.,

- Grewe, D., Nham, J., Kalchbrenner, N., Sutskever, I., Lillicrap, T., Leach, M., Kavukcuoglu, K., Graepel, T., Hassabis, D.: Mastering the game of go with deep neural networks and tree search. *Nature* **529**, 484–489 (2016)
27. Silver, D., Hubert, T., Schrittwieser, J., Antonoglou, I., Lai, M., Guez, A., Lanctot, M., Sifre, L., Kumaran, D., Graepel, T., Lillicrap, T.P., Simonyan, K., Hassabis, D.: Mastering chess and shogi by self-play with a general reinforcement learning algorithm. CoRR **abs/1712.01815** (2017), <http://arxiv.org/abs/1712.01815>
  28. Silver, D., Hubert, T., Schrittwieser, J., Antonoglou, I., Lai, M., Guez, A., Lanctot, M., Sifre, L., Kumaran, D., Graepel, T., et al.: A general reinforcement learning algorithm that masters chess, shogi, and go through self-play. *Science* **362**(6419), 1140–1144 (2018)
  29. Sutskever, I., Vinyals, O., Le, Q.V.: Sequence to sequence learning with neural networks. *Advances in neural information processing systems* **27** (2014)
  30. Vaswani, A., Shazeer, N., Parmar, N., Uszkoreit, J., Jones, L., Gomez, A.N., Kaiser, L., Polosukhin, I.: Attention is all you need. In: 31st International Conference on Neural Information Processing Systems (NIPS 2017). p. 6000–6010 (2017)
  31. Wu, D.J.: Accelerating self-play learning in go. arXiv preprint arXiv:1902.10565 (2019)
  32. Wu, I.C., Wu, T.R., Liu, A.J., Guei, H., Wei, T.: On strength adjustment for MCTS-based programs. In: Proceedings of the AAAI Conference on Artificial Intelligence. vol. 33, pp. 1222–1229 (2019)
  33. Wu, T.R., Wei, T.H., Wu, I.C.: Accelerating and improving AlphaZero using population based training. In: Proceedings of the AAAI Conference on Artificial Intelligence. vol. 34, pp. 1046–1053 (2020)
  34. Wu, T.R., Wu, I.C., Chen, G.W., Wei, T.H., Wu, H.C., Lai, T.Y., Lan, L.C.: Multilabeled value networks for computer go. *IEEE Transactions on Games* **10**(4), 378–389 (2018)