

Before Blue Birds Became X-tinct: Understanding the Effect of Regime Change on Twitter’s Advertising and Compliance of Advertising Policies

Yash Vekaria,^{1*} Zubair Shafiq,¹ Savvas Zannettou²

¹ University of California, Davis

² Delft University of Technology

yvekaria@ucdavis.edu, zubair@ucdavis.edu, s.zannettou@tudelft.nl

Abstract

Social media platforms, including Twitter (now X), have policies in place to maintain a safe and trustworthy advertising environment. However, the extent to which these policies are adhered to and enforced remains a subject of interest and concern. We present the first large-scale audit of advertising on Twitter focusing on compliance with the platform’s advertising policies, particularly those related to political and adult content. We investigate the compliance of advertisements on Twitter with the platform’s stated policies and the impact of recent acquisition on the advertising activity of the platform. By analyzing 34K advertisements from ~6M tweets, collected over six months, we find evidence of widespread non-compliance with Twitter’s political and adult content advertising policies suggesting a lack of effective ad content moderation. We also find that Elon Musk’s acquisition of Twitter had a noticeable impact on the advertising landscape, with most existing advertisers either completely stopping their advertising activity or reducing it. Major brands decreased their advertising on Twitter, suggesting a negative immediate effect on the platform’s advertising revenue. Our findings underscore the importance of external audits to monitor compliance and improve transparency in online advertising.

Introduction

Social media platforms allow advertisers to promote their products or services to a specific audience on the platform (Meta Advertising; Twitter Advertising). However, to maintain a safe and trustworthy advertising environment (Geng et al. 2021), social media platforms impose certain advertising policies that all advertisers must adhere to. For example, social media platforms prohibit harmful advertisements that promote scams, phishing schemes, or illegal products and services (Introduction to the Advertising Standards on Facebook; Twitter’s Prohibited Content Policies). In addition to these policies that are universal, different platforms may have additional policies as well. For example, Twitter, unlike Facebook used to generally disallow political advertisements (Business 2023b).

Given the potential of online advertising to influence large user populations (Arora et al. 2019), there is a great deal of

interest in understanding whether platforms ensure compliance with their stated advertising policies. Some social media platforms have introduced limited transparency by, for example, making available an archive of all ads that run on the platform (Meta 2019). However, not all platforms have committed to such transparency leading to new regulations around the world (European Commission 2023; H.R.6796 - Digital Services Oversight and Safety Act of 2022). Even when they do, research has shown that transparency efforts are incomplete and far from perfect (Edelson, Lauinger, and McCoy 2020). To ensure compliance and improve transparency, there is a pressing need for external audits that provide an independent evaluation of policy enforcement.

In this paper, we conduct the first large-scale audit of advertising on Twitter (now X).¹ First, we investigate the compliance of advertisements with Twitter’s stated advertising policies, particularly those related to political and adult advertising. Compliance with political advertising policies is important for a fair and transparent electoral process especially given recent concerns around political disinformation (Ribeiro et al. 2019; Park et al. 2023). Compliance with adult advertising policies is important to avoid exposure of inappropriate content to minors or vulnerable populations (Choi et al. 2022; Thiel, DiResta, and Stamos 2023). Second, we opportunistically investigate the impact of Twitter regime change on compliance with existing policies. On Twitter, there has been a concern that a significant reduction in its workforce after the regime change, particularly the teams responsible for ensuring compliance, would pose challenges in maintaining the same level of enforcement of policies (Twitter’s sacking of content moderators raises concerns). Twitter’s acquisition by Elon Musk had pushed advertisers into considering reducing or halting advertising on Twitter due to concerns about the actual or perceived changes in its policies (Growing number of companies are freezing their Twitter ads after Elon Musk takeover). More recently (under X), Twitter has been under strict scrutiny by TAG (Trustworthy Accountability Group), who is considering revoking Twitter’s certification due to brand safety concerns (X’s brand safety efforts called into question again). Thus, it is cru-

*Work done during an internship at Max Planck Institute for Informatics.

¹We refer to the platform as Twitter (as opposed to X) throughout the paper as our data collection preceded the rebranding of Twitter to X.

cial to evaluate the existing gaps and new issues that have emerged in regard to advertising policy compliance on Twitter during the regime change.

We aim to answer the following research questions in this work: **RQ1:** What was the level of compliance by advertisers on Twitter with regard to its *political* and *adult* advertising policies? and **RQ2:** How did Twitter’s advertising landscape change after the regime change (i.e., Elon Musk’s acquisition)? To answer these research questions, we collect a dataset of nearly 600 million tweets over the duration of six months. We then identify tweets that are ads by leveraging the tweet metadata made available in Twitter’s Streaming API (Platform 2022). Specifically, we identify 34,000 distinct advertisement tweets by filtering tweets that are created via Twitter Ad Manager (Twitter’s Ad Manager Platform). In conjunction with limited manual annotations, we then use Perspective API (Jigsaw 2017) to identify sexually explicit Twitter advertisements and a political classifier (Wojcieszak et al. 2021) to identify advertisements that are of political nature. Our work yields the following main findings:

- We find that 60.5% of political advertisements on Twitter violate one or more clauses of Twitter’s political content advertising policy. A vast majority of the political content violations are for advertisers based outside the United States and are often not in English language. Our findings highlight the challenge in ensuring compliance across different regions and languages.
- We find that 20.35% of advertisements on Twitter violate the adult content advertising policy. We demonstrate that a significant fraction of explicit Twitter advertisements show signs of automation (e.g., follow a fixed template with tweets starting with a period followed by a list of sexually explicit terms/hashtags). We also find a non-negligible percentage of daily ads (2.75%) that include malicious links in their advertisement text.
- We find a significant change in the Twitter advertising landscape right after the regime change (i.e. Elon Musk’s Twitter acquisition). After the acquisition, 55% of the advertisers completely stopped advertising on the platform, 5% of the advertisers decreased their advertising activity but did not completely stop, and 10% of the advertisers actually increased their activity. Overall, we find that popular advertisers (with more followers) decreased their Twitter advertising activity, highlighting that Musk’s acquisition likely had a negative immediate effect on Twitter’s advertising revenue from popular brands. Also, a lack of compliance with advertising policies can not only harm the safety of platform users but also negatively impact the advertising revenue of brands.

Disclaimer: This paper studies sexual content disseminated on Twitter advertisements, hence we warn the readers that the manuscript includes uncensored mentions of sexually explicit content.

Related Work

Social media platforms primarily rely on advertising for monetization. Given potential negative ramifications, social

media platforms are concerned about the abuse of advertising on their platforms. Prior research has attempted to understand problematic advertising on the open web (Zeng, Kohno, and Roesner 2021; Zeng et al. 2021; Vekaria, Nithyanand, and Shafiq 2022; Braun and Eklund 2019; Kim, Barasz, and John 2019; Knoll 2016) as well as social media platforms. For the literature review, we focus on Facebook and Twitter because these are among the most popular social media platforms.

Ad Transparency on Social Media

In order to promote transparency into advertising on their platforms and to comply with the regulations, social media companies have made efforts to make advertising related information publicly available. In 2019, Facebook started *Ad Library* (Meta 2019) – an archive of all the ads that run on their platform. Prior work has studied different issues pertaining to advertising on Facebook using this ad archive (Andreou et al. 2019; Chiu 2022; Edelson, Lauinger, and McCoy 2020; Youn and Kim 2019; Abuhashesh et al. 2021; Marino et al. 2019). Prior research has studied various types of problematic advertising on Facebook such as discriminatory ad delivery (Ali et al. 2019), exploitation of sensitive data for ads (Cabañas, Cuevas, and Cuevas 2018), Russia-linked targeting of socially divisive ads (Ribeiro et al. 2019) and aggravating ads (Vargo and Hopp 2020), covid-19 (Mejova and Kalimeri 2020) and vaccine-related (Jamison et al. 2020) advertising, disparity of harmful ads (Ali et al. 2022), etc.

Unlike Facebook, Twitter does not allow direct access to all the ads that run on the platform through some equivalent² to the Facebook’s ad library, hindering at-scale analysis of its advertising ecosystem. Twitter also does not have clear guidelines on how to identify ads nor it exposes clear identification suggesting if an ad was paid for or not in their platform data crawled using the API. Due to these limitations, there has been little to no research focused on studying advertising on Twitter at a large scale. While there is ample work on studying ad targeting practices on Twitter (Wei et al. 2020; Hayes et al. 2020; Arora et al. 2019; MR Araújo et al. 2022; Wells et al. 2020; Janson 2022; Bradley and James 2019; Clark et al. 2016; Noh et al. 2021), unlike our research, none of them investigate compliance with advertising policies of the platform.

In compliance with the data protection regulations, Facebook and Twitter provide personal archival of ad-related data to download for each user. Facebook’s archival download doesn’t provide details about the ads shown to a user – it just shows the list of advertisers who targeted the user and not the exact ad shown, ad content, or targeting parameters. Twitter, on the other hand, does provide exhaustive information – account details, personalization details (like demographics, inferred interests, etc.) and the ad information (ads shown, advertisers, targeting parameters used, etc.). Wei et al. (Wei et al. 2020) collects 3-month user-level archival data of all the ads targeted to 231 individuals through their volun-

²Not equivalent to Facebook’s Ad Library, but X started Political Ads “Library” (not a library) that provides details of a specific political ad on a per request basis to its users.

tary donations and analyze it to study Twitter's ad targeting mechanism. Other Twitter-focused works have studied different types of ads including food delivery during the pandemic (Janson 2022), gambling (Bradley and James 2019), super bowl (Noh et al. 2021), and vaping (Clark et al. 2016) but with limited scale and scope.

Political Advertising on Social Media

Social media platforms have been used to spread political disinformation during the 2016 U.S. Presidential elections (Liberini et al. 2020; Ribeiro et al. 2019; Park et al. 2023). As a result, political advertising has been extensively studied on Facebook across specific countries (Capozzi et al. 2020; Sosnovik et al. 2023; Beraldo et al. 2021; Calvo, Cano-Orón, and Baviera 2021; Cano Orón et al. 2021; Vesnic-Alujevic 2016) as well as generally (Fowler et al. 2021; Borah 2016; Dommert and Power 2019). With the rise of political disinformation, social researchers have made an effort towards auditing Facebook's political advertising policies (Silva et al. 2020; Matias, Hounsel, and Feamster 2022; Le Pochat et al. 2022; Mehta and Erickson 2022; Kreiss and McGregor 2019) to understand the gaps and raise awareness about the inefficacy of these policies to prevent problematic advertising. Political disinformation has also been studied on Twitter (Arif, Stewart, and Starbird 2018; Starbird, Arif, and Wilson 2019; Grinberg et al. 2019). Problematic political advertising on Twitter has been mainly studied in reference to elections or for specific country or political figure (Caetano et al. 2022; Turkel 2022; MR Araújo et al. 2022; Golovchenko et al. 2020) in a very limited context. Some works have also analyzed the spread of bot-based political propaganda on Twitter (Caldarelli et al. 2020; Stukal et al. 2019; Buccoliero et al. 2020; Ott and Dickinson 2019).

There are differences between the definition and authorization of political advertising on Twitter versus Facebook. Twitter's advertising policy states (Business 2023b):³

- *We define political content as content that references a candidate, political party, elected or appointed government official, election, referendum, ballot measure, legislation, regulation, directive, or judicial outcome.*
- *Ads that contain references to political content, including appeals for votes, solicitations of financial support, and advocacy for or against any of the above-listed types of political content, are prohibited under this policy.*
- *We also do not allow ads of any type by candidates, political parties, or elected or appointed government officials.*

Beyond the political content as defined by Twitter, Facebook's definition of political advertising (Center 2023b) also includes ads on social issues – *civil and social rights, crime, economy, education, environmental politics, guns, health, immigration, political values and governance, and security*

³Twitter's political content advertising policy was amended with a clause for political ads run in U.S.A and Canada during Feb'23 and July'23 respectively. However, we do not use this clause because – one, it was added after we completed our data collection and second, the change was incorporated only for U.S.A and Canada and our analysis includes worldwide ads.

and foreign policy – as political ads. Unlike Twitter, where political advertising is generally prohibited, Facebook generally allows advertisers to run political ads (including reference to political figures, political parties or elections (even “get out the vote” campaigns), provided that advertiser is approved by an authorization process and advertiser associates “paid for by” information with such ads. Facebook has country-specific requirements for almost all countries under this policy – for example, targeting political ad is not allowed in the state of Washington or in certain regions, ads must not discourage people from voting or call into question the legitimacy of an upcoming election. For both Facebook and Twitter, only Facebook-verified and Twitter-certified news publishers are respectively exempted by their respective political ad policies to promote political content.

Adult Sexual Advertising on Social Media

Advertising related to adult sexual content is also concerning due to the potential exposure of inappropriate content to minors or vulnerable populations. No work has directly studied the adult sexual advertising on Twitter, however, research has attempted to detect abusive Twitter accounts (Abozinadah and Jones Jr 2017; Cheng et al. 2014), malicious activity (Ilias and Roussaki 2021; Singh, Bansal, and Sofat 2016; Founta et al. 2018), and spread of adult content in general (Alshehri, El Moatez Billah Nagoudi, and Abdul-Mageed 2018; Mubarak, Hassan, and Abdelali 2021; Dhaka, Kakar, and Mehrotra 2022). In order to prevent the distribution of problematic content, extensive research has been conducted in the past to understand content moderation strategies on Twitter (Gorwa, Binns, and Katzenbach 2020; Jiménez Durán 2022; Alizadeh et al. 2022; Myers West 2018; Papakyriakopoulos, Serrano, and Hegelich 2020; Morrow et al. 2022; Keller, Leerssen et al. 2020; Jhaver et al. 2021; Arsht and Etcovitch 2018; Haimson et al. 2021; de Keulenaar, Magalhães, and Ganesh 2022; Aguerri, Santisteban, and Miró-Llinares 2022). Although Twitter allows normal tweets with adult sexual content, it prohibits the *promotion* of adult sexual content globally. This includes *pornography, escort services and prostitution, full and partial nudity, penis enlargement products & services and breast enhancement services, modeled clothing that is sexual in nature, dating sites which focus on facilitating sexual encounters or infidelity, dating sites in which money, goods or services are exchanged in return for a date, mail order bride services, sex toys, and host and hostess clubs (Kyabakura)*. We refer to this policy as adult sexual content advertising policy (Business 2023a). Like Twitter, Facebook also strictly disallows any advertising related to adult content with an exception that allows its inclusion in promotion of art such as paintings or sculptures (Center 2023a). To the best of our knowledge, prior work has not studied adult content advertising on Facebook.

Takeaway: Prior work has analyzed advertising on Twitter for specific topics or with regards to a specific country. In contrast, our work studies general characteristics of advertising on Twitter, violations of its political and adult sexual content ad policies, and the impact of a regime change – Elon Musk's Twitter acquisition (Conger and Hirsch 2022).

Dataset & Methodology

This section presents our dataset and research methodology as depicted in Figure 1. First, we collect a random 1% sample of real-time worldwide tweets (Section). Next, we identify ads that are observed in the 1% tweet sample (Section). Then, we present our approach to estimating violations of Twitter’s advertising policies (Section) and our methodology for selecting the political and sexual policies for a deeper investigation (Section). We describe how we identify and study political ads (Section) and sexual ads (Section). Finally, we provide a basic characterization of our dataset (Section) and discuss our ethical considerations when collecting and processing our dataset (Section).

Data collection

Twitter API has been widely used by the research community to curate a representative sample of tweets at scale. We also use Twitter’s Streaming API (Platform 2022), which returns a random sample of 1% of all the tweets made at each given point of time during the day anywhere in the world. To gather metadata related to each tweet, we append all available query parameters to the endpoint URL, particularly, `tweet.fields`, `user.fields`, `place.fields`, and `media.fields`. We run our data collection from July 2022 to December 2022, collecting a set of 597,889,636 tweets. Then, we identify the tweets that are ads. To do this, we leverage the `source` attribute as discussed in Section and select all tweets with a source in our ad sources, obtaining a set of 34,606 ad tweets.

Each ad or tweet undergoes Twitter moderation and if Twitter deems some tweet to be unsafe then the account may be temporarily restricted or permanently suspended making their tweets inaccessible. A tweet creator could also delete the tweet if it receives a warning from Twitter. To retain ads that are not removed by Twitter, we rehydrate (or refresh) ad tweets after 2 weeks from their initial fetch date using the Tweet Lookup API (Platform 2020) endpoint: <https://api.twitter.com/2/tweets>. Rehydration yielded only 24,530 ads, corresponding to a drop of about 30% ad tweets.⁴ We discard the ad tweets that are removed from Twitter after the rehydration since these tweets are already being likely considered in violation of Twitter’s policies. In other words, we focus only those ads which are not removed on Twitter and aim to study if any of those are problematic.

Identifying Ads on Twitter

An inherent challenge that exists when studying online advertising is obtaining data from social media platforms pertaining to advertising. Unlike Facebook, Twitter does not provide an ad archive. To overcome this challenge, in this work, we devise a novel methodology that uses the `source` attribute on Twitter to identify whether a tweet is an ad or not. The `source` attribute is a metadata field that indicates the application that was used for the posting of the tweet. For instance, if a user posts a tweet using Twitter’s Web interface, the source will be set to “Twitter Web App” or if

⁴We observe that only a small fraction (<5%) of ads are removed by Twitter even after the 2-week rehydration period.

they posted via their iPhone the source will be set to “Twitter for iPhone.” In a similar fashion, the source attribute can be used to identify tweets that are created via Twitter’s Ads Manager (Twitter’s Ad Manager Platform), which assists our purpose of identifying ad tweets.

To advertise on Twitter, an advertiser needs to create a Twitter advertising account, which gives them access to the *Twitter Ads Manager* to create and manage their ad campaigns. A new ad tweet can be created through the advertiser’s approved ad account using either the *Twitter’s Ads API* (“Twitter Ads” source) or using one of the two options from Twitter Ads Manager page – *Tweet Composer* (under Creatives) and *Create Campaign* (under Campaign). All ads created through Tweet Composer are assigned the source “Twitter for Advertisers” or “Twitter for Advertisers (legacy)” label. Ads created from the *Create Campaign* option can be either a Simple Campaign (“simpleads-ui” source) or Advanced Campaign (“advertiser-interface” source). In our work, we use the following sources for identifying ad tweets: *Twitter Ads*, *Twitter for Advertisers*, *Twitter for Advertisers (legacy)*, *simpleads-ui*, and *advertiser-interface*. We refer to these as our *ad sources*.

Limitations. Our methodology for identifying ad tweets has some limitations that are worth mentioning. First, an advertiser can in theory use a custom source to create and promote their tweets, hence such tweets will not be captured by our methodology. Second, a Twitter user can in theory create tweets via Twitter Ads Manager and post them as regular tweets (unpaid) instead of paid ad tweets. Based on our experience with Twitter advertising, we do not expect that this phenomenon is very frequent. Finally, since December 2022, Twitter removed support for the source attribute (i.e., it is discontinued from their API and is also not shown on the platform’s user interface), which led us to stop our longitudinal collection of ads.

Estimating Violations of Twitter’s Advertising Policies

As shown in Table 1, Twitter has 17 advertising policies⁵ that disallow the promotion of certain problematic content. To understand violations of these policies, we perform a preliminary analysis. Each policy description specifies different prohibitions to advertising under the policy along with country-specific exemptions (if any). To capture violations of Twitter’s advertising policies, we extract phrases describing different violations from each policy.⁶ The main idea is to use textual similarity between policy phrases and the ad tweet’s text to identify ads related to the prohibited content described in the policies. We use policy text as available during our data collection (October 2022) as Twitter’s advertising policies did not change during the period of our data collection. The phrase extraction is performed for 14 policies by excluding *Quality*, *State Media*, and *Prohibited Content*

⁵<https://business.twitter.com/en/help/ads-policies.html>

⁶To avoid subjectivity in phrase extraction, we extract continuous occurring group of violation/prohibition suggesting words as phrases. Extracted phrases can be accessed here: https://osf.io/7kygw/?view_only=a96e5f66253f4c84857d2c79ad97ca8c

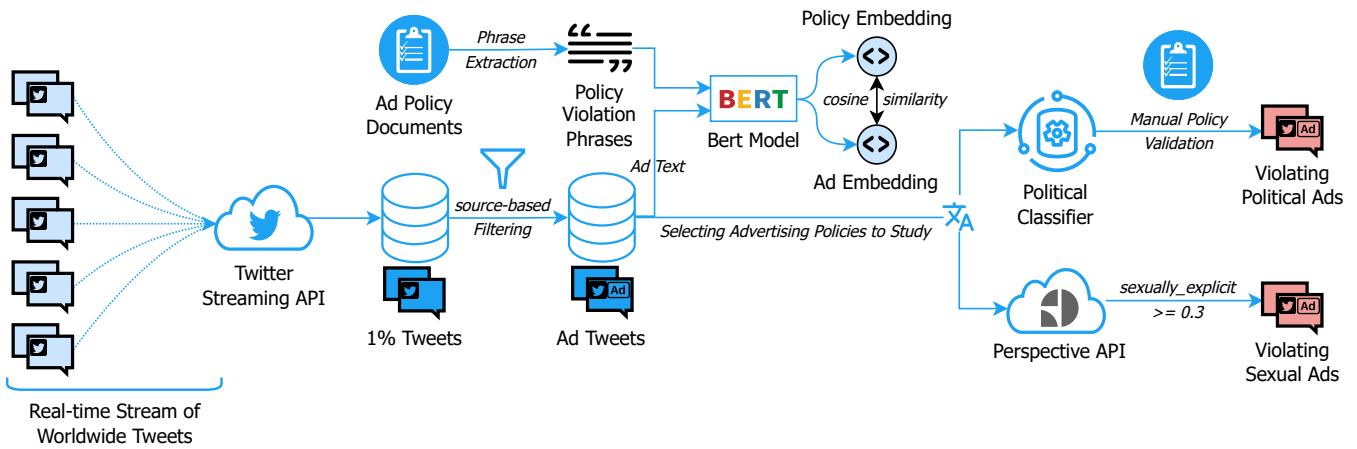


Figure 1: Overview of our methodology.

for *Minors* policies as they are either considered similar to other policies or violations are dependent on targeting parameters that are unavailable to us.

Next, to identify the policy being violated in a given ad, we measure semantic similarity between the ad text and the policy phrases. To this end, considering each policy as a document of policy phrases, we generate an embedding vector per policy. Similarly, each ad’s textual content is represented in the same embedding space as an embedding vector. We use a pre-trained multilingual BERT model (distiluse-base-multilingual-cased-v2) (Reimers and Gurevych 2019) to generate these embeddings. We select this specific model primarily because it supports 50+ languages and has been shown to perform well in standard semantic similarity tasks. To match an ad tweet with a policy, we compute the cosine similarity of the ad’s embedding vector with each policy’s embedding vector. Based on manual inspection, we note that the matches with cosine similarity less than 0.1 were generally irrelevant. Table 1 represents the count of ads that violate each policy. It is important to note that these matches do not precisely represent the actual number of ads violating a given policy but should be considered as a heuristic to roughly estimate the prominence of violations of different advertising policies. Next, we describe a methodology and the main intuition to capture accurate counts of two policies we select for deeper analysis.

Selecting Advertising Policies for Deep-dive

It is difficult to study each policy in detail for the purposes of this paper, hence we decide to focus on the prominent policies in violation. From Table 1, we select top-5 policies that are observed to be violated in the maximum number of ads and that have no country-specific exemptions. Since our data collection is independent of any country and contains globally created and targeted ads, it is impossible for us to figure out that a given ad in our data was targeted to users in which specific geographic region. Hence, to study violations at scale, we select those policies to study which have no country-specific exemptions imposed. Top-5 policies identified under this reasoning includes — *Adult Sex-*

ual Content, Hateful Content, Weapons and Weapon Accessories, Unauthorized Ticket Sales, and Political Content policies. Out of these 5 policies, we dropped *Weapons and Weapon Accessories* and *Unauthorized Ticket Sales* policies as we could not find any approach to strongly capture policy-related violations regarding them in the literature. Using the “severe_toxicity” score from Perspective API and the recommended threshold of 0.7 for identifying toxic content,⁷ we identified 3397 ads in violation of *Hateful Content* policy. However, 98.7% of these ads overlapped with the adult sexual ads identified using the “sexually_explicit” attribute score from the Perspective API as described in Section . This is because the “severe_toxicity” model treats the text with sexual references as toxic. In sum, in this work, we do a deep dive and analyze the *political content* and *adult sexual content* policies in detail.

Identifying Political Ads

We aim to analyze and audit the compliance of political ads with Twitter’s policies, hence we need a method to identify ad tweets with political nature. To do this, first, we translate all textual content of the ad tweets into English using Google’s Translate API (PyPi 2018). This is a necessary step since our dataset includes ad tweets from all over the world, including various languages (see Figure 17), and most political content classifiers work in a limited number of languages (in most cases, in English). Next, we use the BERT-based classifier made available by Wojcieszak et al. (Wojcieszak et al. 2021). The classifier was trained on about three thousand English news headlines (i.e., short text) and, as a result, is useful for identifying short tweet text containing political content.

We run political classifier on all 24,530 ads in our dataset and obtain 4,738 ads classified as political by the classifier. These 4,738 ads classified as political are manually verified to be political or not by checking the topic of discussion in the ad against Twitter’s standard definition of political content ad policy. This yields 679 political ads based on Twit-

⁷<https://developers.perspectiveapi.com/s/about-the-api-score>

Table 1: Description of the number of country-specific exemptions associated with each policy along with the number of violating ads matched against each policy.

Index	Policy Name	Any Country-Specific Exemptions? (as of Oct 13th 2022)	# Matched Ads (# Ads > 0.1 cosine)
1	Adult Sexual Content	<i>None</i>	5631 (4883)
2	Alcohol Content	Yes (68 countries)	1805 (1063)
3	Drugs and Drug Paraphernalia	<i>Yes (US, Canada)</i>	841 (441)
4	Financial Products and Services	Yes (82 countries)	2118 (1240)
5	Gambling Content	Yes (43 countries)	2536 (1710)
6	Hateful Content	<i>None</i>	2130 (1310)
7	Healthcare	Yes (58 countries)	1760 (1154)
8	Inappropriate Content	<i>None</i>	991 (499)
9	Malware and Software Downloads	<i>None</i>	995 (431)
10	Political Content	<i>None</i>	1148 (764)
11	Prohibited Content for Minors	<i>None</i>	NA
12	Quality	<i>None</i>	NA
13	State Media	<i>None</i>	NA
14	Tobacco and Tobacco Accessories	<i>None</i>	1012 (618)
15	Unauthorized Ticket Sales	<i>None</i>	1241 (754)
16	Unacceptable Business Practices	<i>None</i>	629 (314)
17	Weapons and Weapon Accessories	<i>None</i>	1693 (824)

ter’s policy, which are used for further analysis in Section . To evaluate the classifier’s performance, we extract a random sample of 600 unique ads (out of the 24,530 ads in our dataset) and perform a manual annotation. Two researchers independently annotated all the ads in the sample as political or not by referring to the policy documentation. The inter-annotator agreement was 96.5%, and Cohen’s Kappa score was observed to be 0.65, suggesting *substantial agreement*. Our annotation, based on a sample of 600 ads, shows that the classifier yields 109 false positives and 0 false negatives. A substantial number of false positives is expected, given the differences in the definition of political content on Facebook and Twitter. Nevertheless, given that we did not find any false negatives in our sample and the fact that we remove false positives by manually vetting all ads flagged by the political classifier, we believe that the use of this political ad classifier is suitable for the purposes of our study.

Identifying Adult Sexual Ads

To identify adult sexual content in Twitter ads, we use *Google’s Perspective API* (Jigsaw 2017). Perspective API uses machine learning models to identify different abusive nature of the comments and the perceived impact of a comment in the conversation. It provides scores for *toxicity*, *insult*, *identity attack*, *threat*, *profanity*, and *sexually_explicit* attributes, ranging between 0 to 1 for each attribute. This score can be interpreted as the probability of the text being of a specific abusive nature. We focused only on *sexually_explicit* attribute, which captures “*references to sexual acts, body parts, or other lewd content*”.

Each ad tweet is first translated to English (if necessary)⁸

⁸~50% of the ads are not in English.

and then passed to the Perspective API to obtain the score for *sexually_explicit* attribute between 0 and 1. To decide a suitable threshold for the *sexually_explicit* attribute, we extract a random sample of 200 ads (20 ad tweets from each 0.1 range of the score from 0 to 1). Each ad in this sample is independently annotated to be sexually explicit or not by two researchers by taking into account Twitter’s policy. We find a 95% inter-annotator agreement and Cohen’s Kappa score of 0.89, which suggests an *almost perfect agreement*. Next, to evaluate the classification performance, we calculate f1-scores for each 0.1 score range, and we select the threshold as 0.3 for which we observe the highest f1-score (f1-score = 0.65). All the ads with *sexually_explicit* score ≥ 0.3 are classified as sexual ads. We obtain a total of 4,991 *sexually_explicit* ads from a total of 24,530 ads in our dataset. For further validation, we manually verify that these 4,991 ads indeed include or refer to sexually explicit content and are in violation of Twitter’s Adult Sexual Content Advertising Policy; we observe only 118 (~2.36%) false positive ads. This suggests that only 118 ads are falsely classified as sexually explicit, when they are actually not, showing the effectiveness of using a threshold of 0.3. These 118 ads are discarded to obtain 4,873 *sexually_explicit* ads further studied in Section .

URL Extraction and Classification

URLs are often used in ads by advertisers to promote their products or website. However, understanding the type of links shared as part of an ad is important. Malicious links embedded in the ads can negatively affect many people interacting with them. So, we aim to study the security of URL usage in Twitter ads. Malicious links have largely been

Table 2: Important Twitter events that co-occurred with the period of our data collection (Elon Musk’s Twitter Takeover: A Timeline Of Events).

Event	Date	Description
TwBuyPr	2022-10-04	Musk proposes to buy Twitter
TwAcqEM	2022-10-27	Twitter’s acquisition by Elon Musk is completed
Layoff1	2022-11-04	50% of Twitter’s employees laid off (15% of moderation team)
Layoff2	2022-11-15	Musk fires employees talking negative about him.
Layoff3	2022-11-19	Twitter employees leave company to not serve Musk’s ultimatum to hardcore work
AmnSup	2022-12-01	Decision to grant general amnesty to suspended account is executed

observed in tweets with adult content (Szurdi et al. 2021). However, we perform the analysis on broader data, including ad and non-ad tweets, for comparison. We extract embedded links from the tweet metadata obtained from the API response. Often, the embedded URLs in the tweet are shortened URLs (e.g., t.co, bit.ly, etc.) and do not actually represent the final landing page that is actually embedded. Hence, we visit each of the embedded URL and wait for all the intermediate redirects to complete before extracting the final landing page. We check the landing page URL against *VirusTotal* (VirusTotal 2004) using their API endpoint to obtain counts for the number of anti-virus services that classify the URL as *malicious* and/or *suspicious*. To compare the security of the URLs embedded in ads with non-ad tweets, we extract a random sample of non-ad tweets from the 1% dump of size equal to the total number ads in our dataset. We curate only those non-ad tweets that have at least one URL embedded in them and extract the same using the URL crawler as described above. The same steps are repeated for all the URLs embedded in the non-ad tweets.

Dataset Characteristics

We observe ads from a total of 10,061 distinct advertisers in our dataset. Figure 2 represents the distribution of distinct advertisers advertising on Twitter each day. On an average, the number of distinct advertisers per day is 95 (in July), more or less constant (125) in August, September, October, and December and higher in November (135). On the other hand, the number of ads per 100 advertisers increased in November due to an increase in the total number of ads. On an average, 146 ads from 121 advertisers are observed daily in the 1% sample.

Ethical Considerations

Our work relies solely on analyzing publicly available datasets obtained via the Twitter API, hence we do not deal with private sensitive data. Due to this, no additional privacy concerns arise from our work beyond those that are also applicable to the vast research work that analyzes large-scale datasets obtained via the Twitter API (Jhaver et al. 2021; Qayyum et al. 2023). Throughout this work, we performed manual annotations to label advertisements and assess whether they were related to sexually explicit or political content. We acknowledge that this manual work might expose the annotators to sensitive and disturbing content.

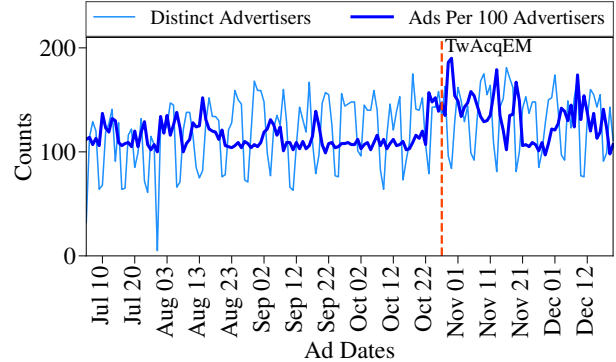


Figure 2: Distribution of advertisers and ads made per 100 advertisers on Twitter over the period of data collection after rehydrating tweets. *TwAcqEM* refers to Twitter’s acquisition by Elon Musk as described in Table 2 along with other important events.

Hence, we elected to do the annotations within our research team rather than with crowdsourcing workers. This allows us to minimize the exposure to potentially disturbing content to a few researchers within our research team.

RQ1: Compliance with Twitter Ad Policies

Compliance with Twitter’s Political Content Advertising Policy

To understand the compliance of the ads in our dataset with Twitter’s political content advertising policy, we check all 679 political ads against each clause included in the policy; we find 411 ads that violate at least one clause included in Twitter’s policy. Note that these clauses are obtained from Twitter’s political content policy and are stated in the paper exactly as they are mentioned in the policy. We report the number of violating political ads for each clause in Table 3. Overall, ads that include political content are prohibited on Twitter, however, some exemptions allow advertisers to promote political ads. Here, we perform a systematic analysis to assess whether these exemptions are satisfied by the political ads present in our dataset by looking into each clause that exists in Twitter’s political content Advertising Policy. Particularly, political ads are allowed when an advertiser is using the official Twitter handle of a news publisher or affiliated journalist provided that the news publisher or the journalist’s handle is approved by Twitter to run political ads

(clause B). However, an advertiser should not be any type of political entity as described in clause A2. We initially assume that every advertiser running a political ad is approved for the same and evaluate other clauses of the policy to determine if the assumption holds or if it is in violation of the policy. We observe 13 ads violating clause A2 and being made by some political entity like the Mayor of London – Sadiq Khan (Figure 3: Tweet D), GOP Chairwoman – Ronna McDaniel, U.S. Senator – Cindy Hyde-Smith, etc. An entity is determined as political or not by manually checking their Twitter bio or using Google Search to obtain more information about the entity. The policy also disallows any political ad with advocacy for or against some political topic like financial support, votes, etc., irrespective of whether a Twitter handle has the exemption (clause C). We observe 58 ads in violation of this clause via manual inspection. Some of the ads include advocacy for votes (Figure 3: Tweet A), derogatory remarks on political candidates (Figure 3: Tweets B, C), and criticism on political reforms (Figure 3: Tweet D), among many others.

To obtain an exemption for political advertising, a news publisher can apply for it by providing details described in clauses D1-D8. We visit the news publications’ website to make these determinations. We observe various ads where we could not verify one or more of these clauses through stringent manual validation and hence consider the corresponding ad to be a violation as this information is expected to be publicly available. It is surprising that despite Twitter having all the information related to these 8 clauses, it is still not able to effectively moderate violation of these clauses. Clause D8 describes the web-traffic-based eligibility of an advertiser to determine if they shall be permitted to run political ads nationally or globally. We do not have sufficient data from Twitter to ascertain if some advertiser was running their ad campaign nationally or globally during our period of evaluation. However, we overcome this in a conservative manner by tagging an advertiser associated with violations pertaining to this clause by checking if *similarweb.com* numbers of the advertiser are greater than 100K or not. If they do not have even 100K traffic then they should not have been allowed to run ads nationally or globally. To avoid false classification, we check the monthly traffic numbers for the past 3 months from the date of ad. Furthermore, we observe that a large number of Twitter accounts making political ads are not certified (clause E2) (Figure 3: Tweets A,C). Twitter’s political content advertising policy uses ‘certified’ that we assume to be the same as ‘Twitter verified’ and use the information returned by the Twitter API in the tweet metadata to annotate if the advertiser is certified/verified or not. Out of 201 ads that we annotate to be in violation of the certification clause, most of the ads violate one or more of the other clauses as well and only 15 ads violate only the certification clause. Note that we do not verify clause E5 due to lack of complete information and because studying violation of generic Twitter *Terms of Service* is out-of-scope. Breakdown of Twitter’s political content advertising policy into various sub-clauses resulted in inferring a total of 411 violating political ads on the platform. It is important to note that violation of clauses A2, B or C is more severe

than D1-D8. Even amongst A2, B, and C, violation of C can be considered more severe than clause A2 or B. However, automated detection of violations pertaining to clause C is also more difficult than capturing clauses of type-D – as the platform needs to rely on human experts to make the final determination about clause C.

To further analyze the distribution of violating ads geographically, we use the country of the advertiser from the advertiser’s location metadata. Figure 4 depicts the distribution of Top 20 countries of violating advertisers. Interestingly, we find that a large number of political ad violations originate from advertisers in Turkey; 48.4% of all political ad violations are from Turkish advertisers. Since only 5% of the ads are in Turkish, this finding highlights that the number

A **People For the American Way** @peoplefor
 Uncertified
 Not a news publisher
 MAGA Republicans want to make it even easier for white supremacists to get their hands on guns.
 We can make a difference - but only if we VOTE. #VoteBluein2022 #Vote #VoteBlue
 9:30 AM · Nov 8, 2022
 6 Retweets 7 Likes

B **Nick Adams (Alpha Male)** @NickAdamsinUSA
 Not a news publisher
 MAJOR ANNOUNCEMENT
 The most important book since “The Art of the Deal” is now available to order!
 Joe Biden is “THE Most Dangerous President in History”
 Get your copy—> amzn.to/3zCZWyS
 4:00 PM · Jul 12, 2022
 179 Retweets 11 Quotes 591 Likes 4 Bookmarks

C **The Progressive** @theprogressive
 Uncertified
 News Magazine
 Former President Donald Trump is no longer in power, but as he gears up for 2024, allied members of Congress and popular propagandists continue to advance his dangerous program.
 1:30 PM · Aug 10, 2022
 1 Retweet 2 Likes

D **Mayor of London, Sadiq Khan** @MayorofLondon
 Political Entity
 With 3 million households facing fuel poverty, today’s announcement brings no comfort.
 People are living in uncertainty and fear. The Govt must act.
 This is critical: they must provide adequate financial support funded by a windfall tax on the energy companies’ bumper profits.
 9:53 AM · Aug 4, 2022
 4 Retweets 22 Likes

Figure 3: Examples of some violating political ads.

Table 3: Description of different sub-clauses of Twitter’s political content advertising policy and count of violating ads detected for each of these sub-clauses. Total violating political ads were 411 out of 679 in our data.

ID	Political Content Advertising Policy Breakdown into Clauses	Violating Ads
A2	Advertiser is not a candidate, political party, or elected or appointed government official	13
B	Advertiser is a news publisher or reporter/journalist	104
C	Content should not include advocacy for or against political topic	58
D1	Contact information is available on their website	31
D2	“About” information is available on their website	185
D3	Dedicated reporter or editorial staff information is available on their website	90
D4	The publication has a searchable archive available on their website	40
D5	The publication is not primarily a customer-generated or aggregated content platform	0
D6	The publication is dedicated to publishing news	118
D7	The publication is not dedicated to advocating on a single issue	7
D8	To advertise globally, the publication’s website must have at least 3M monthly unique visitors to advertise worldwide or at least 100K monthly unique visitors to advertise in a country as per similarweb.com	113
E1	Certified Ads Account of news publisher or reporter/journalist	201
E2	Profile photo, header photo, and website must be consistent with the @username’s online presence.	0
E3	Profile includes journalist or publisher’s name	10
E4	Bio must include a website that provides valid contact info.	0
E5	Bio discloses affiliation to news publisher and links to the publication’s website.	0
E6	If @username name is not related to the certified entity, the bio must include the following disclaimer: “Owned by [certified entity name]”	0
E7	Comply with Twitter Rules & Terms of Service.	N/A
E8	Reporter/Journalist must be listed in their parent company’s website.	N/A

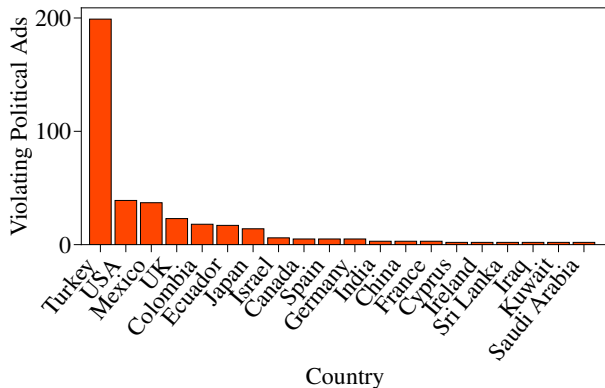


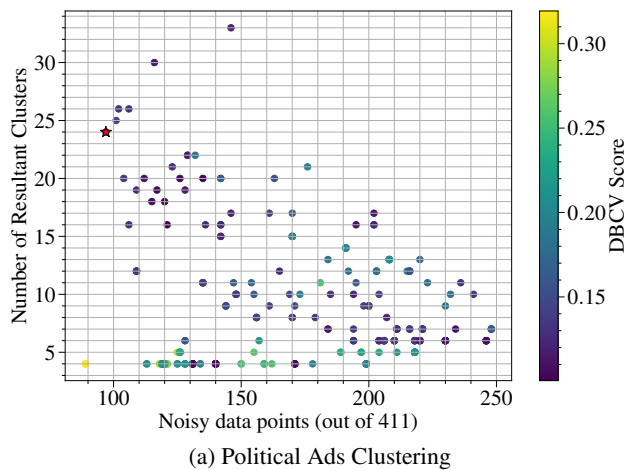
Figure 4: Distribution of ads by Top 20 countries of the advertisers who make political tweets with the most violations of Twitter’s political advertising policy.

of violations in Turkish are disproportionately higher than the number of ads in Turkish. Overall, these results highlight that likely Twitter’s ad moderation and approval procedure is less effective in less popular languages like Turkish when compared to English.

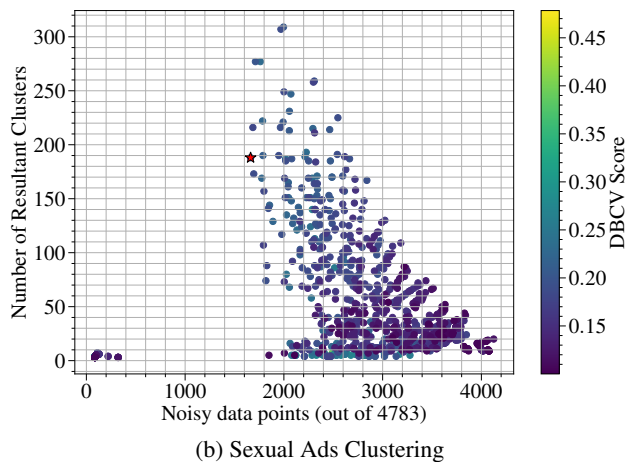
Next, we analyze the content of the violating tweets to see if they have some common theme of discussion. To capture semantics of violating political ads, we use a tex-

tual clustering approach followed by Hoseini et al. (Hoseini et al. 2023). First, we generate 512-dimensional BERT-based embedding for each violating ad using the model described in Section . Next, embeddings are reduced to 128-dimensional space using UMAP (McInnes, Healy, and Melville 2018) for effective density-based clustering. We use HDBSCAN to perform clustering of these embeddings. We experiment with 1224 combinations of 4 hyperparameters — *min_cluster_size*, *min_samples*, *metric*, and *cluster_selection_method* and compute DBCV (Density-based Clustering Validation) score for each combination to evaluate quality of resultant clusters. DBCV score signifies relative density connection between pairs of points and ranges from -1 to 1, where a higher value suggests better clusters. We discard combinations with DBCV < 0.1 as we observe poor clustering results for these cases. Figure 5a depicts the rest of the combinations. We select the combination (*min_cluster_size*=6, *min_samples*=2, *metric*=euclidean, *cluster_selection_method*=eom) that produces the highest number of clusters (24) with least noise (97 points).

We visualize the clusters using a graph where nodes represent distinct clusters obtained above and edges connect similar pairs of clusters if their inter-cluster cosine similarity is greater than 0.9. Next, we run Louvain method for community detection (Blondel et al. 2008) on the generated cluster



(a) Political Ads Clustering



(b) Sexual Ads Clustering

Figure 5: Scatter plot showing number of clusters and noisy data points obtained for different hyperparameter combinations (with DBCV score ≥ 0.1) from HDBSCAN for (a) political and (b) sexual clustering of violating ads. Red star represents the selected optimal combination.

graph to obtain stronger insights about the clusters for better evaluating them in a qualitative manner. Each cluster is further annotated by using the textual content of all ads within that cluster. The ad text is first pre-processed to remove less relevant characters like punctuations or stop words. The obtained tokens are then used to extract representative 3-gram annotation for each cluster using the BERT-based keyword extraction (KeyBERT) method.

Figure 6 depicts the resultant clusters with different Louvain communities. The community represented in green depicts violations pertaining to Mexico and South American regions covering ads focused on issues like the increase in judicial executions in Casanare, the assassination of presidential candidate Villavicencio from Ecuador, etc. The community in Blue represents ads related to the AKP party in Turkey, the assassination attempt on former Pakistani PM Imran Khan, and some Armenian protests. The cluster in orange represents the opposition party in Turkey led by Kemal (CHP), with some ads mentioning even AKP leader and current president Erdogan. The other smaller pink clusters

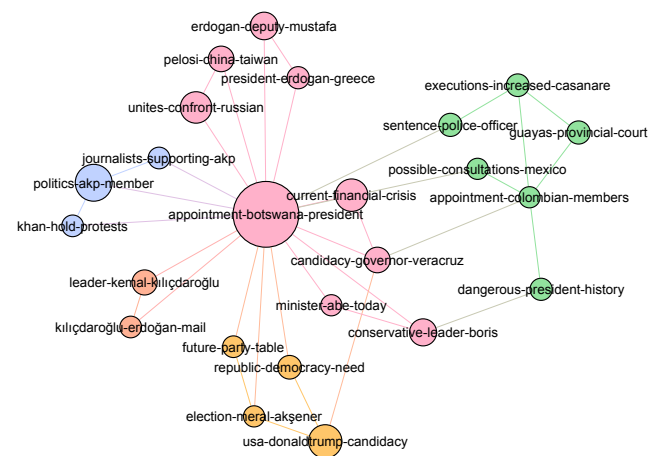


Figure 6: Clustering of ads in violation of Twitter’s political content advertising policy. The color represents different Louvain communities detected.

represent country-specific president-related ads. We also observe another ad cluster in yellow, which captures futuristic events like future of CHP party, upcoming elections, propaganda against how Biden is dangerous, and campaigns for Donald Trump’s re-election can be clearly observed despite existing political advertising prohibitions.

Next, we study the temporal distribution of these political violations in Figure 7, representing violations normalized by the total number of ads run on a respective day. On average, 2% of the total ads run on any day violate Twitter’s political content ad policy with violations varying mainly from 1% to 5% of the total ads per day on different days. Political ad violations clearly increased to 3% in December 2022. This could be due to the *AmnSusp* event (Table 2) – where suspended Twitter accounts such as that of the former US president Donald Trump were restored. It could be that such restored accounts started engaging in promoting violating political content. However, it is beyond the scope of our research to investigate which accounts were unsuspended, and hence we do not pursue it in detail.

It is important to look at the type of advertisers engaging in political ad violations so as to understand the reach of these violating ads. For this, we compare the popularity (i.e., the follower distributions) of violating political advertisers with the non-violating political advertisers in Figure 8. Up to 70% of the advertisers with less than 1M followers that are violating political ad policy have lesser followers (i.e., are less popular) than advertisers that advertise non-violating political ads. This suggests that Twitter should improve their compliance and periodic checks on the political ads promoted from less popular accounts. Violating and non-violating advertisers with greater than 1M followers follow more or less a similar trend.

Compliance with Twitter’s Adult Sexual Content Advertising Policy

In this section, we study the compliance of ads with Twitter’s adult sexual content advertising policy. Using the methodology described in Section we identify 4,991 (~20.35%)

ads that have a *sexually_explicit* score of 0.3 or above and manually remove 118 false positive ads to obtain 4,873 *sexually_explicit* ads. We find more than 75% of ads in our data have *sexually_explicit* score of 0.05 or less, while ~10% of ads have scores as high as >0.9 (Figure 19).

We also look at the language used in sexual ads. Figure 9 shows that, unlike political ad policy violations, sexual ad policy violations are the most common in *English* (68.4%), followed by *Arabic* (15.8%), *Indonesian* (10.1%), and *Japanese* (3.4%). This highlights the stark differences in violations across policies; while our work shows that many political ad violations are in the Turkish language, that is not the case for the violations related to sexually explicit ads.

Next, we look into how these violations are occurring over time. Figure 10 shows the number of violations per day in our dataset. We can observe that from late October 2023, the number of violating sexual ads have significantly increased. One of the plausible reasons for this could be the layout of 50% of Twitter employees post Elon Musk’s Twitter acquisition in multiple rounds, which also includes a lay-off of 15% Twitter’s moderation staff on November 4, 2023 (Peters 2022) (*LayOff1*). Twitter reassured that the platform’s content moderation will not be impacted, however, our results likely indicate that the moderation of sexually explicit ads is not as effective as before.

To characterize the content of the sexual ads, we first perform clustering of the violating ad content, following exactly the same steps as described for violating political ads in Section . Figure 5b depicts the clustering results for hyperparameter combinations having DBCV score ≥ 0.1 out of 1748 total combinations. We select the combination (*min_cluster_size=7*, *min_samples=2*, *metric=euclidean*, *cluster_selection_method=eom*) that produces the highest number of clusters (188) with least noise (1663 points). Figure 11 represents the output clusters along with the detected Louvain communities. Qualitative analysis of ads corresponding to different clusters clearly reveals grouping of ads based on distinct adult content specific categories – for example, the light purple community in the

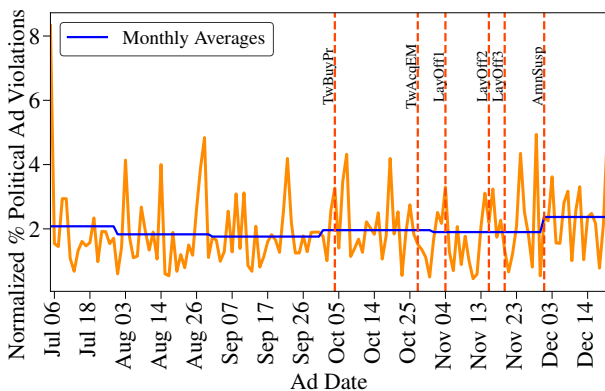


Figure 7: Distribution of the normalized percentage of violating political ads created per day with respect to the total number of ads run on that day. See Table 2 for a description of the annotated events.

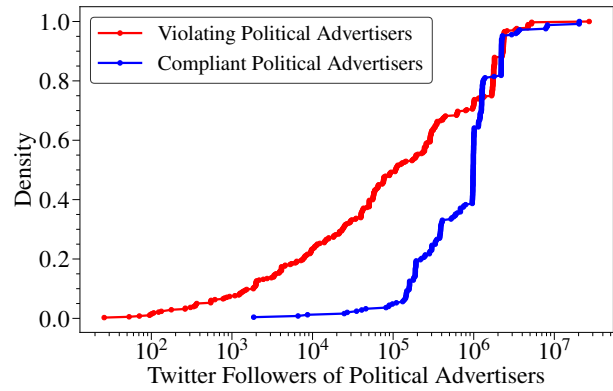


Figure 8: CDF of the Twitter followers of all political advertisers.

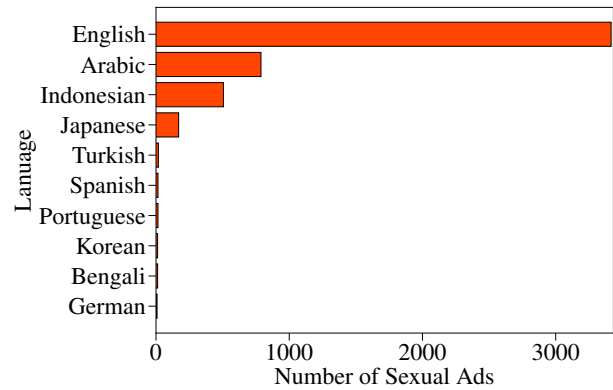


Figure 9: Language distribution of the violating sexual ads

bottom right represents all the ads that promote *indo-porn* content.

Upon manually evaluating the ads in the violating clusters, we observe that there are 2 main types of content structures followed by the advertisers: First, where the textual content of the ad begins with a period (i.e., “.”) followed by different space-separated adult content related words. Maddocks et al. (Maddocks 2020) observed this type of bot-based text pattern in normal tweets. However, it is surprising to see this pattern in Twitter ads, as it suggests a lack of effective ad moderation. The majority of ads with this structure only contain textual content and do not have any embedded links or images. 3,122 out of 4,873 (i.e., ~64%) sexual ads belonged to this category. Upon analyzing the usernames of the advertiser accounts in this sub-type, they all followed the same naming pattern – some hypothetical first name followed by last name without any spaces and first letter of both first and last names as capitalized, for instance *MilliexChanax*. Upon mapping different advertisers’ *author_id* to their *username*, we observed a pattern wherein to avoid detection, an advertiser account (i.e., a given *author_id*) kept changing their *username* in variable amounts of time. We observed as high as 49 *usernames* mapped to a single *author_id*. The remaining ads contain some textual content describing the scenario displayed in the linked porn video and the catchy text is aimed to entice the viewer’s at-

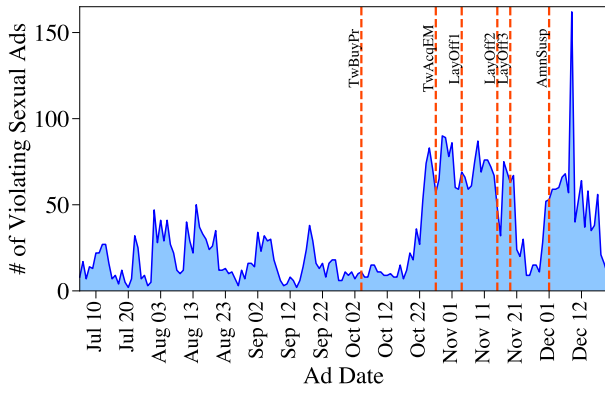


Figure 10: Daily Distribution of the ads violating Twitter’s *adult sexual content policy*. See Table 2 for a description of the annotated events.

tention using clickbait adult language. This sub-category of ads involved scenarios where the advertisers used some dark patterns and embedded unsafe links in violation with Twitter’s quality policy⁹ for advertising. A standard embedded video within a tweet should always be playable on Twitter itself when clicked on the play button. Some advertisers embed a link in the ad with a preview containing an image with a play button and deceiving the viewers into thinking it is a normal playable video so that when they click on the play button, it redirects them to the embedded link. Twitter moderates even the videos. So, to evade detection, some advertisers also embed an adversarial playable porn video which was edited so as to have a static foreground overlaid on the video such that humans can perceive the video contents. However, the moderation framework falsely classifies it as negative. These tactics are strictly against Twitter’s quality policy. However, specific behavioral insights of non-compliance discussed here can help platform X in improving their ad moderation and compliance framework.

Next, we perform the security analysis of the URLs embedded within all the ads in our data. Out of 24,530 ads, 20,362 ads had at least one URL embedded within the tweet. We observed a common usage of URL shortening services to shorten the original URL and then embed it. Besides the benign functionality to reduce the length of long URLs, advertisers could also use it to hide malicious URLs in their ads. As a result, we analyze the security of embedded as well as the final landing URLs resulted by clicking on an embedded link. Using the VirusTotal-based classification of each embedded as well as landing URL, we calculate a score as follows:

$$Score = \max(mal_e + sus_e, mal_l + sus_l) \quad (1)$$

Here, mal_e and mal_l are the counts of VirusTotal services that respectively classified embedded and landing URL of the current tweet as malicious. Similarly, sus_e and sus_l are the respective counts of VirusTotal services that respectively classified the embedded and landing URL of the current tweet as suspicious. Then, we treat a URL as problem-

⁹<https://business.twitter.com/en/help/ads-policies/ads-content-policies/quality-policy.html>

atic if the above score is greater or equal to 3. We experimented with different values for this threshold – with threshold value of 2, many benign links were also getting classified as problematic; with higher thresholds above 3, there was up to 11% decrease in problematic tweets with an increase in the threshold from 3 to 7. As a result, we chose the score threshold as 3 to avoid false negatives. Figure 12 depicts the number of tweets with problematic URLs with respect to the daily total ads after the rehydration. Unlike a significant increase from October 2023 end (as seen in Figure 10), we observe an increase in ads with problematic URLs from December 2022 onwards. This is likely due to the *AnnSusp* event discussed in Section .

It is important to understand how different is the URL usage for violating sexual ads as compared to the other ads. As a result, we plot a scatter chart between the sum of (malicious + suspicious) VirusTotal services and *sexually_explicit* scores of embedded URLs and Landing URLs in Figure 13. Let’s first look at the non-sexual ads (i.e., *sexual_explicit* < 0.3) – surprisingly, for both embedded and landing URLs, we obtain 103 ads where its URL is problematic. For sexual ads (i.e., *sexual_explicit* >= 0.3), in the case of embedded URLs, only 3 ads contain a problematic embedded link, while on the other hand, 345 ads contain benign embedded URLs which lead to unsafe landing pages.

Upon closely analyzing different kinds of landing URLs, we observed a variety of potentially harmful scenarios. First, the landing URL is sometimes resulted after a number of redirects. Moreover, Twitter only expands the embedded URLs which are converted by Twitter’s link service and warns its viewers about any harmful page by checking it against a list of potentially dangerous sites it maintains before proceeding (Center 2018). However, it does not check the landing URLs currently. Landing URL pages comprise – normal porn sites, fake reCAPTCHA and consent options, system infected warning screens, anti-virus download prompts, online game sites (including interactive sexual games), sex-baity sites, youtube channel promotions, forex market trading publisher websites, betting websites (like bet365 offers and registration), etc.

Takeaways. We summarize the takeaways from our audit of Twitter’s political and sexual content advertising policies:

- We observe that ~60% of political ads run on Twitter violate their *political content advertising policy*, while roughly 20% of all the ads run on Twitter are sexually explicit and in violation with their *adult sexual content advertising policy*. Political ad violations are more prominent with less popular advertisers than the popular ones.
- Surprisingly, the highest number of violating political ads (~48%) are noticed from Turkish advertisers although Turkish is not the top-3 most prevalent advertising languages. Also, the majority of sexual ads are run in English, Arabic, Indonesian and Japanese.
- The simplest political content policy clauses like existence of ‘about’ pages and ‘certified accounts’ are not properly validated by Twitter before allowing an advertiser to run political ads. More serious violations include ads run by some ‘political entity’ or ads containing ‘ad-

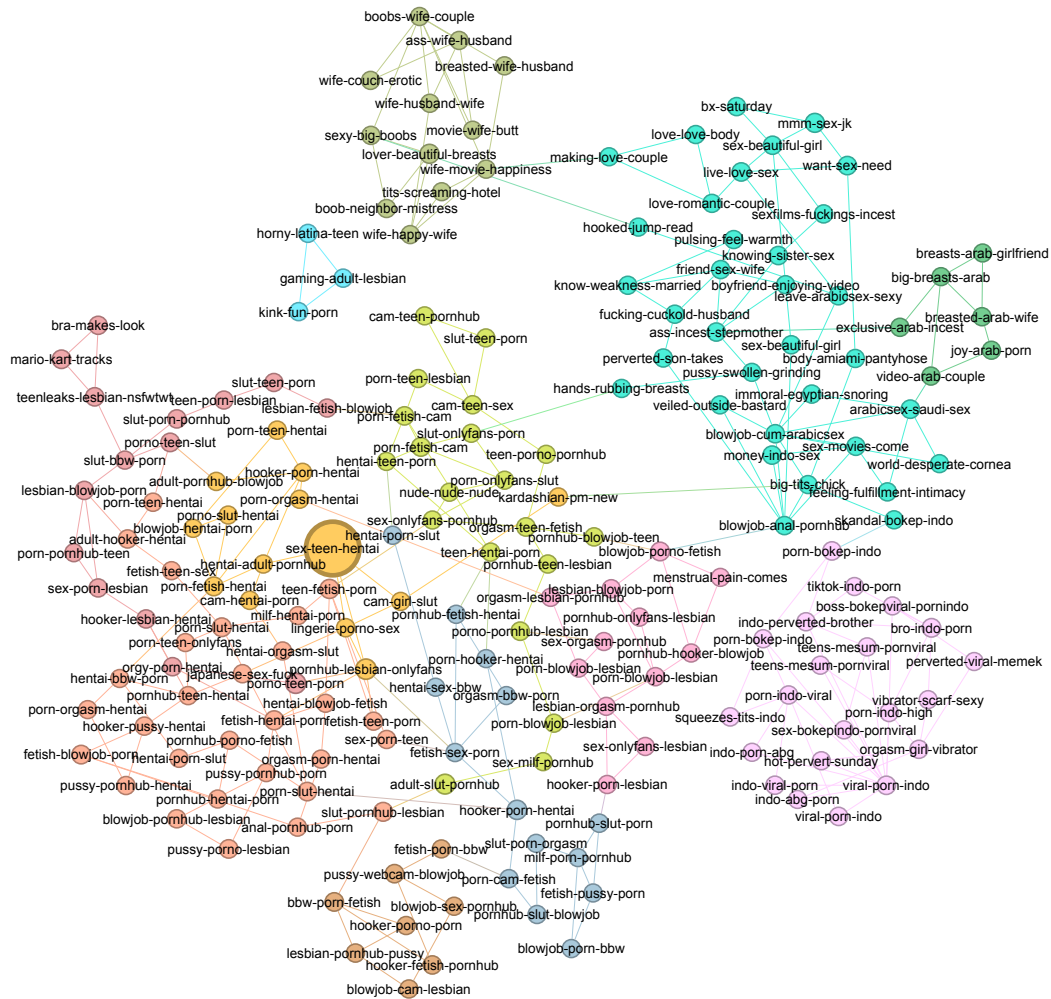


Figure 11: Clustering of sexually explicit ads in violation of Twitter’s adult sexual content policy.

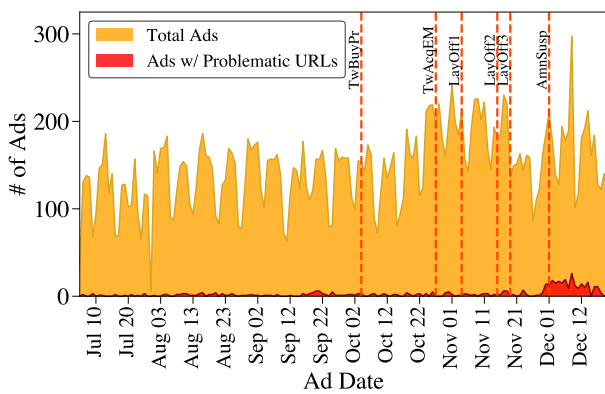


Figure 12: Distribution of the problematic ads with respect to all the ads run on each day on Twitter. Here, problematic refers to classifying either the embedded or the landing URLs of an ad as malicious or suspicious or both by 3 or more VirusTotal services. See Table 2 for a description of the annotated events.

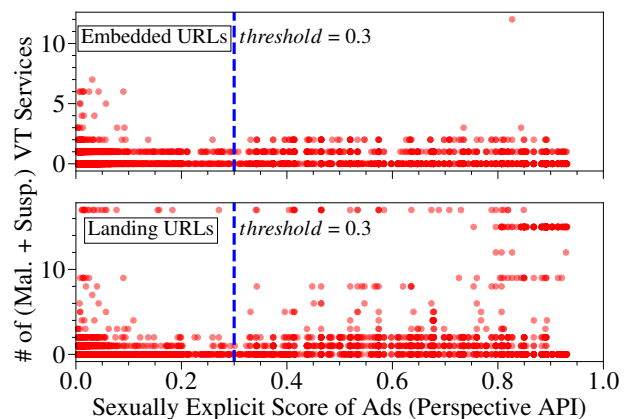


Figure 13: Scatter diagram of (malicious + suspicious) counts of VirusTotal (VT) services for embedded URLs and landing URLs partitioned with respect to the threshold of *sexually_explicit* score (i.e., 0.3) of the ad tweet containing those URLs.

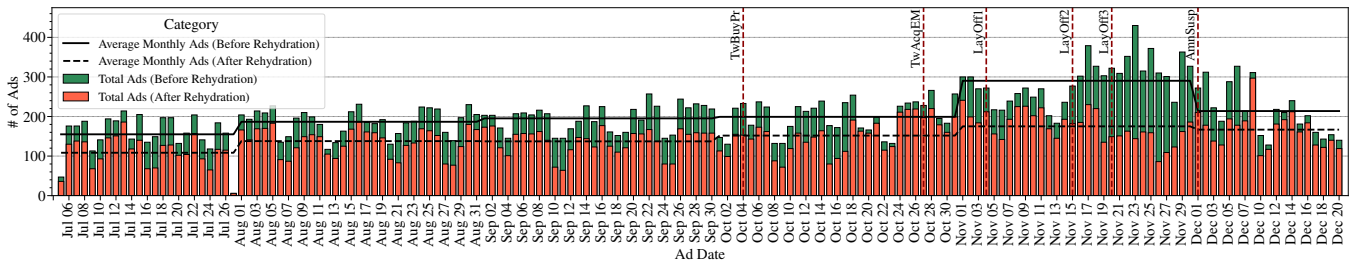


Figure 14: Distribution of ads on Twitter over the period of data collection before and after the rehydration (or refresh). See Table 2 for a description of the annotated events.

vocacy’ for or against some political topic.

- Sexual ads with videos and embedded links are observed either using dark patterns to engage users or using problematic links. Non-negligible fraction ($\sim 2.75\%$) of daily ads on an average are detected to contain problematic URLs (as per VirusTotal) – most of which embed benign shortened URLs which lead to malicious landing pages.

RQ2: Impact of Regime Change on Twitter Advertising

Twitter acquisition by Elon Musk was one of the transforming events for Twitter, and it likely impacted the advertising on platform (Duffy 2022). Next, we analyze the impact of this acquisition on the Twitter advertising ecosystem.

We start our analysis by looking at the general advertising trend on Twitter pre- and post-acquisition. Figure 14 shows the number of ad tweets per day, before and after the 14-day rehydration for the duration of our data collection. Overall, we observe that the number of ads increased after Twitter’s regime change; ~ 190 tweets per day (before acquisition) to ~ 290 tweets per day (after acquisition) as shown by the solid black line. Also, we observe that a large majority of ads during the post-Musk period were potentially in violation of Twitter’s policies and were hence removed during the 2-week period. Therefore, after rehydrating the tweets, we observe a significant decrease in the number of ads that are still publicly available to ~ 180 ads per day during November.

To understand the impact of regime change at the advertiser level, we look into the number of ads created by each advertiser in our dataset before and after Musk’s Twitter acquisition. Specifically, for each advertiser, we first calculate the average number of ads per day before and after the acquisition; we do this because we have to normalize the raw frequency of ads since we have fewer days in the post-acquisition period. We refer to these normalized ad values as normalized pre-Musk ads and normalized post-Musk ads. Then, for each advertiser, we calculate the fraction of normalized pre-Musk ads and normalized post-Musk ads; for advertisers that do not have any ads post-Musk, we set this fraction to -1. Figure 15 shows the CDF of the calculated fraction for each advertiser in our dataset.

We make several interesting observations from Figure 15. First, we observe that 55.57% distinct advertisers on Twitter have a normalized fraction of -1, suggesting that these advertisers stopped advertising post-Musk’s takeover.

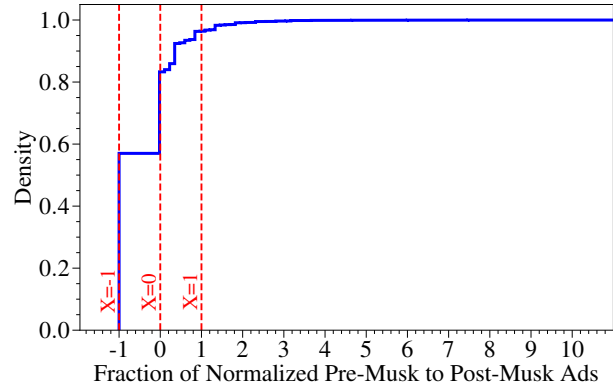


Figure 15: CDF of each advertiser’s normalized fraction of the number of ads per day before Musk’s takeover and after Musk’s takeover. -1 refers to advertisers with no ads in the post-Musk period, while 0 refers to advertisers with no ads in the pre-Musk period.

Some notably reputable brands in our data include Twitter handles like @AppleEDU, @LinkedIn, @Spotify, @IBM, @Nike, @FortuneMagazine, @EASPORTSFIFA, @ericsson, @CHANEL, etc. Second, 28.18% of advertisers have a normalized fraction equal to zero, which indicates that they did not advertise before Musk’s Twitter acquisition but started running ads afterward. This category includes Twitter handles like @amazonmex, @sabah, @superhaber, @facebook, @NetflixID, etc. Interestingly, 25% of Twitter handles in this category are the ones that have been advertising sexual content as described in Section . Also, 12.73% advertisers increased Twitter advertising after Musk’s acquisition, while 3.52% of the advertisers decreased Twitter advertising after Musk’s acquisition. Companies like @YouTube, @Forbes, @WSJ, @Huawei, etc. increased their advertising on Twitter, while @amazon, @BestBuy, @Inc, @ESPN-cricinfo, @Citibank, @AppleTVPlus, etc. are the prominent players (in terms of popularity based on Twitter followers) that reduced their Twitter advertising.

Next, we aim to analyze the distribution of Twitter advertisers under the described four groups of advertisers (started advertising, stopped advertising, increased advertising activity, and decreased advertising activity in the post-Musk period), with respect to their popularity. We aim to provide answers to questions like “Did popular advertisers stop or start advertising after Musk’s acquisition?” To shed light on

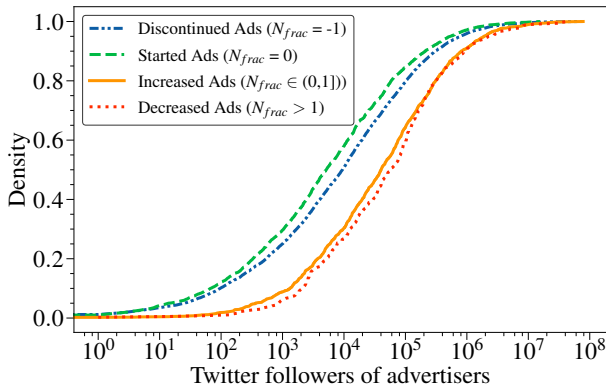


Figure 16: CDF of advertiser’s Twitter followers. This distribution is shown separately for all advertisers following different cases of advertising patterns with respect to Elon Musk’s takeover. N_{frac} represents the fraction of normalized pre- to post-Musk ads per day for a given advertiser.

this question, we plot the CDF of the number of followers for each advertiser in Figure 16. We find that, in general, advertisers that are active both in the pre-Musk and post-Musk periods tend to have statistically significantly more followers (42K median followers) compared to the other two groups – advertisers that discontinue ads (KS-stat = 0.2545, $p = 4.56e-20$) and advertisers that newly started ads (KS-stat = 0.2625, $p = 1.21e-20$). Advertisers that discontinued ads and started ads have 7.5K and 3.4K median followers, respectively. Also, we find that the popularity (i.e., number of followers) of advertisers that stopped advertising after Musk’s acquisition is more as compared to the advertisers that started advertising only after Musk’s acquisition with statistical significance (KS-stat = 0.0925, $p = 5.94e-15$).

Big Brands like Spotify, Apple, Amazon, etc., have a number of Twitter handles for different products and regions. We observed a difference in change in advertising behavior for different Twitter accounts of the same company. For example, ads from handle @Spotify have completely discontinued advertising post-Elon Musk’s acquisition; however, handles – @SpotifyAfrica, @SpotifyTurkiye, and @SpotifyBrasil, who never advertised on Twitter earlier, started advertising after Musk’s takeover. On the other hand, @SpotifyJP and @SpotifyMexico increased Twitter advertising. It is important to note that here we define increase and decrease only based on the time period we collected the data for. It could have been that some account was advertising on Twitter 1 year prior to our data collection but was dormant in recent months until it restarted its ads after Musk’s acquisition of Twitter. In order to eliminate the possibility that some specific account did not start advertising on Twitter post-Musk due to the fact that it was created on Twitter post-Musk, we also analyzed the account creation dates of different advertisers with respect to the dates on which they advertised as per our data. For instance, all the Spotify accounts discussed above were created on Twitter between 2008 to 2020, long before our data collection. In general, out of 10,221 distinct advertisers in our data, $\sim 81.2\%$ accounts were created before the start of our data collection

and $\sim 98\%$ accounts were created before the Twitter’s acquisition by Musk. As a result, we can conclude that the advertising trend we discussed with respect to the Twitter event is not biased by the fact that accounts could have been created after the acquisition. Additionally, we observe that 68.9% of the advertising accounts that were created after we start the data collection were mostly spam accounts spreading sexual content as aforementioned in Section .

Takeaways. Twitter’s acquisition by Elon Musk was an important event in Twitter’s landscape. The main take-away points regarding the regime change on Twitter advertising are:

- We observed Twitter advertising activity to increase post the acquisition by 45.76%, where 29.68% of the new ads were observed to be removed during the 14-day rehydration period, perhaps due to their problematic nature.
- We observe that $\sim 55\%$ of advertisers stop advertising post-Musk, $\sim 28\%$ start newly advertising post-Musk, $\sim 13\%$ increased advertising and $\sim 4\%$ reduce Twitter advertising activity.
- Advertisers that start newly advertising post the takeover mostly include the less popular ones, while the more popular brands have continued (i.e., decreased or increased) Twitter advertising.

Conclusion & Discussion

In this paper, we conducted a large-scale investigation of problematic advertising on Twitter, mainly focusing on identifying ads that violate Twitter’s policies regarding political and sexual content. Also, we investigated the effect of Elon Musk’s Twitter acquisition on the platform’s advertising ecosystem. Among other things, we find that a large percentage of political ads (60%) violate at least one clause in Twitter’s political content policy, and we find a large percentage of ads (20%) that share sexually explicit content. Also, we find that most of the political ad violations originate from Turkish advertisers. With regards to the effect of Elon Musk’s acquisition, we find that a large percentage (55%) of advertisers did not advertise on Twitter after the acquisition (for the period of our dataset), while at the same time, most popular advertisers remain active on Twitter advertising even after the acquisition.

Our work and findings have several important implications for stakeholders interested in online advertising and content moderation. Below, we discuss our work implications related to data access, content moderation of online advertising, as well as advertising policy violations.

Data Access. Our work relied on access to the Twitter API, and to identify ads, we leveraged the source attribute that was made available via the API to indicate the application used to share their tweet. Unfortunately, during our data collection, our free access to the Twitter API and the availability of the source attribute were cut off, mainly due to changes made on the Twitter platform after Elon Musk’s acquisition. These changes to data access have detrimental effects on research efforts aiming to understand and mitigate harmful online phenomena and harm transparency efforts.

We argue that, as a research community, we need to work closely with policymakers to ensure that the platforms are accountable for harms arising from their services and must provide the necessary means for researchers to audit their services. Indeed, recently, the EU Commission released the Digital Services Act (European Commission 2023), which calls for such audits; we believe this is an essential step in the right direction. At the same time, we believe there is still a long way to go about finding ways to incentivize online platforms to be transparent and allow access of their data to researchers.

Content Moderation. Our results show that a substantial percentage of online advertisements violate Twitter’s policies, which likely indicates that Twitter’s content moderation on advertisements is not adequate or accurate. More worrisome is that our analysis shows that content moderation and enforcement of Twitter policies are inadequate for less popular languages like Turkish. Our findings highlight the challenges of large-scale and diverse content moderation systems; that is, an advertisement that violates Twitter policies is likely to remain on the platform and not get moderated simply because it is written in a language other than English. Overall, this prompts the need to develop more accurate multi-lingual content moderation systems to ensure that the platform’s governance is applied fairly and accurately across the entire population of the platform’s user base. To address these content moderation issues, social media platforms should employ more content moderators from less popular countries/languages like Turkey to effectively moderate the considerable volume of violating ads from such regions. Moderating violating ads benefits the platform itself, given that the platform’s users will not get exposed to violating and potentially harmful content, while at the same time, they will have more trust in the platform and its moderation processes. We believe that our findings related to characteristics of violating advertisers and their creatives will help improve their existing moderating systems by creating heuristics to detect frequent username rotations by fixed *author_id* for advertiser-owned accounts, detecting sexual ads based on the presence of adult content-specific keywords in their text, etc.

Other Advertising Policy Violations. In our work, we focused on auditing the compliance of ads with Twitter’s Political and Adult Sexual Content advertising policies. Twitter has a larger set of policies for other kinds of content, which are not systematically studied in this work. During our work, we noticed several violations of other policies worth mentioning. Specifically, among other violations, we observed cases of violation for *Inappropriate Content Policy* – we see ads with ‘misrepresentative content’ (clickbait ads), ads showing violence, use of weapons, and physical assault. Also, we found cases of violations for the *Hateful Content Policy*; e.g., an ad using hateful speech to attack a hospital doctor. Other violations we observed are violations with the *Unacceptable Business Practices Policy* where misleading information and bad practices were used by advertisers to advertise their products; e.g., an ad used a prohibited practice of showing ‘before’ and ‘after’ images to advertise their chest-busting inner. Relating to *Healthcare Con-*

tent Policy, we find advertisements regarding supplements for weight loss, which is disallowed by Twitter. As part of our future work, we aim to systematically audit other advertising policies across multiple social media platforms to provide suggestions to platforms aiming to improve their platform governance and content moderation procedures.

References

- Abozinadah, E. A.; and Jones Jr, J. H. 2017. A statistical learning approach to detect abusive twitter accounts. In *Proceedings of the International Conference on Compute and Data Analysis*, 6–13.
- Abuhashesh, M. Y.; Alshurideh, M. T.; Ahmed, A.; Sumadi, M.; and Masa’deh, R. 2021. The effect of culture on customers’ attitudes toward Facebook advertising: the moderating role of gender. *Review of International Business and Strategy*, 31(3): 416–437.
- Aguerri, J.; Santisteban, M.; and Miró-Llinares, F. 2022. The fight against disinformation and its consequences: Measuring the impact of “Russia state-affiliated media” on Twitter.
- Ali, M.; Goetzen, A.; Mislove, A.; Redmiles, E.; and Sapiezynski, P. 2022. All things unequal: Measuring disparity of potentially harmful ads on facebook. In *6th Workshop on Technology and Consumer Protection*.
- Ali, M.; Sapiezynski, P.; Bogen, M.; Korolova, A.; Mislove, A.; and Rieke, A. 2019. Discrimination through optimization: How Facebook’s Ad delivery can lead to biased outcomes. *Proceedings of the ACM on human-computer interaction*, 3(CSCW): 1–30.
- Alizadeh, M.; Gilardi, F.; Hoes, E.; Klüser, K. J.; Kubli, M.; and Marchal, N. 2022. Content Moderation As a Political Issue: The Twitter Discourse Around Trump’s Ban. *Journal of Quantitative Description: Digital Media*, 2.
- Alshehri, A.; El Moatez Billah Nagoudi, H. A.; and Abdul-Mageed, M. 2018. Think before your click: Data and models for adult content in arabic twitter. In *TA-COS 2018: 2nd Workshop on Text Analytics for Cybersecurity and Online Safety*, volume 15.
- Andreou, A.; Silva, M.; Benevenuto, F.; Goga, O.; Loiseau, P.; and Mislove, A. 2019. Measuring the Facebook advertising ecosystem. In *NDSS 2019-Proceedings of the Network and Distributed System Security Symposium*, 1–15.
- Arif, A.; Stewart, L. G.; and Starbird, K. 2018. Acting the part: Examining information operations within# BlackLivesMatter discourse. *Proceedings of the ACM on Human-Computer Interaction*, 2(CSCW): 1–27.
- Arora, A.; Bansal, S.; Kandpal, C.; Aswani, R.; and Dwivedi, Y. 2019. Measuring social media influencer insights from Facebook, Twitter and Instagram. *Journal of retailing and consumer services*, 49: 86–101.
- Arsht, A.; and Etcovitch, D. 2018. The human cost of online content moderation. *Harvard Journal of Law and Technology*.

- Beraldo, D.; Milan, S.; de Vos, J.; Agosti, C.; Sotic, B. N.; Vliegthart, R.; Kruikemeier, S.; Otto, L. P.; Vermeer, S. A.; Chu, X.; et al. 2021. Political advertising exposed: tracking Facebook ads in the 2021 Dutch elections. *Internet Policy Review (Mar. 11, 2021)*. URL: <https://policyreview.info/articles/news/politicaladvertising-exposed-tracking-facebook-ads-2021-dutch-elections/1543>.
- Blondel, V. D.; Guillaume, J.-L.; Lambiotte, R.; and Lefebvre, E. 2008. Fast unfolding of communities in large networks. *Journal of statistical mechanics: theory and experiment*, 2008(10): P10008.
- Borah, P. 2016. Political Facebook use: Campaign strategies used in 2008 and 2012 presidential elections. *Journal of Information Technology & Politics*, 13(4): 326–338.
- Bradley, A.; and James, R. J. 2019. How are major gambling brands using Twitter? *International Gambling Studies*, 19(3): 451–470.
- Braun, J. A.; and Eklund, J. L. 2019. Fake news, real money: Ad tech platforms, profit-driven hoaxes, and the business of journalism. *Digital Journalism*, 7(1): 1–21.
- Buccoliero, L.; Bellio, E.; Crestini, G.; and Arkoudas, A. 2020. Twitter and politics: Evidence from the US presidential elections 2016. *Journal of Marketing Communications*, 26(1): 88–114.
- Business, T. 2023a. Twitter’s Adult Sexual Content Advertising Policy. <https://business.twitter.com/en/help/ads-policies/ads-content-policies/adult-or-sexual-products-and-services.html>.
- Business, T. 2023b. Twitter’s Political Content Advertising Policy. <https://web.archive.org/web/20230104003827/https://business.twitter.com/en/help/ads-policies/ads-content-policies/political-content.html>. [Accessed on 04-January-2023].
- Cabañas, J. G.; Cuevas, Á.; and Cuevas, R. 2018. Unveiling and quantifying Facebook exploitation of sensitive personal data for advertising purposes. In *27th {USENIX} Security Symposium ({USENIX} Security 18)*, 479–495.
- Caetano, J.; Guimarães, S.; Araújo, M. M.; Silva, M.; Reis, J. C.; Silva, A. P.; Benevenuto, F.; and Almeida, J. M. 2022. Characterizing Early Electoral Advertisements on Twitter: A Brazilian Case Study. In *Social Informatics: 13th International Conference, SocInfo 2022, Glasgow, UK, October 19–21, 2022, Proceedings*, 257–272. Springer.
- Caldarelli, G.; De Nicola, R.; Del Vigna, F.; Petrocchi, M.; and Saracco, F. 2020. The role of bot squads in the political propaganda on Twitter. *Communications Physics*, 3(1): 81.
- Calvo, D.; Cano-Orón, L.; and Baviera, T. 2021. Global spaces for local politics: An exploratory analysis of Facebook Ads in Spanish election campaigns. *Social Sciences*, 10(7): 271.
- Cano Orón, L.; Calvo, D.; Lopez Garcia, G.; and Baviera, T. 2021. Disinformation in Facebook ads in the 2019 Spanish general election campaigns. *Media And Communication*, 2021, vol. 9, num. 1, p. 217-228.
- Capozzi, A.; De Francisci Morales, G.; Mejova, Y.; Monti, C.; Panisson, A.; and Paolotti, D. 2020. Facebook Ads: Politics of Migration in Italy. In *Social Informatics: 12th International Conference, SocInfo 2020, Pisa, Italy, October 6–9, 2020, Proceedings 12*, 43–57. Springer.
- Center, M. T. 2023a. Facebook’s Adult Content Advertising Policy: Adult Content. <https://transparency.fb.com/policies/ad-standards/objectionable-content/adult-content>.
- Center, M. T. 2023b. Facebook’s Political Content Advertising Policy: Ads about Social Issues, Elections or Politics. <https://transparency.fb.com/policies/ad-standards/SIEP-advertising/SIEP>.
- Center, T. H. 2018. How to post links in a Tweet? <https://help.twitter.com/en/using-twitter/how-to-tweet-a-link>.
- Cheng, H.; Xing, X.; Liu, X.; and Lv, Q. 2014. ISC: An iterative social based classifier for adult account detection on twitter. *IEEE Transactions on Knowledge and Data Engineering*, 27(4): 1045–1056.
- Chiu, Y.-P. 2022. An elaboration likelihood model of Facebook advertising effectiveness: Self-monitoring as a moderator. *Journal of Electronic Commerce Research*, 23(1): 33–44.
- Choi, H.; Yoo, K.; Reichert, T.; and Northup, T. 2022. Sexual ad appeals in social media: Effects and influences of cultural difference and sexual self-schema. *International Journal of Advertising*, 41(5): 910–929.
- Clark, E. M.; Jones, C. A.; Williams, J. R.; Kurti, A. N.; Norotsky, M. C.; Danforth, C. M.; and Dodds, P. S. 2016. Vaporous marketing: uncovering pervasive electronic cigarette advertisements on Twitter. *PloS one*, 11(7): e0157304.
- Conger, K.; and Hirsch, L. 2022. Elon Musk Completes \$44 Billion Deal to Own Twitter. <https://www.nytimes.com/2022/10/27/technology/elon-musk-twitter-deal-complete.html>. Published on 27 October 2022.
- de Keulenaar, E.; Magalhães, J. C.; and Ganesh, B. 2022. Modulating moderation: A history of objectionability in Twitter moderation practices.
- Dhaka, D.; Kakar, S.; and Mehrotra, M. 2022. Detection of spammers disseminating obscene content on Twitter. *International Journal of Business Intelligence and Data Mining*, 21(3): 265–289.
- Dommett, K.; and Power, S. 2019. The political economy of Facebook advertising: Election spending, regulation and targeting online. *The Political Quarterly*, 90(2): 257–265.
- Duffy, C. 2022. After Elon Musk’s antics on Twitter, advertisers may think twice for now. <https://www.cnn.com/2022/11/01/tech/elon-musk-twitter-advertising-fallout/index.html>. Published on 01 November 2022.
- Edelson, L.; Lauinger, T.; and McCoy, D. 2020. A security analysis of the facebook ad library. In *2020 IEEE Symposium on Security and Privacy (SP)*, 661–678. IEEE.
- Elon Musk’s Twitter Takeover: A Timeline Of Events. 2023. Elon Musk’s Twitter Takeover: A Timeline Of

- Events. <https://www.searchenginejournal.com/elon-musk-twitter-takeover-a-timeline-of-events/470927/#close>. [Accessed on 01-May-2023].
- European Commission. 2023. The Digital Services Act package. <https://digital-strategy.ec.europa.eu/en/policies/digital-services-act-package>.
- Founta, A.; Djouvas, C.; Chatzakou, D.; Leontiadis, I.; Blackburn, J.; Stringhini, G.; Vakali, A.; Sirivianos, M.; and Kourtellis, N. 2018. Large scale crowdsourcing and characterization of twitter abusive behavior. In *Proceedings of the international AAAI conference on web and social media*, volume 12.
- Fowler, E. F.; Franz, M. M.; Martin, G. J.; Peskowitz, Z.; and Ridout, T. N. 2021. Political advertising online and offline. *American Political Science Review*, 115(1): 130–149.
- Geng, S.; Yang, P.; Gao, Y.; Tan, Y.; and Yang, C. 2021. The effects of ad social and personal relevance on consumer ad engagement on social media: The moderating role of platform trust. *Computers in human behavior*, 122: 106834.
- Golovchenko, Y.; Buntain, C.; Eady, G.; Brown, M. A.; and Tucker, J. A. 2020. Cross-platform state propaganda: Russian trolls on Twitter and YouTube during the 2016 US presidential election. *The International Journal of Press/Politics*, 25(3): 357–389.
- Gorwa, R.; Binns, R.; and Katzenbach, C. 2020. Algorithmic content moderation: Technical and political challenges in the automation of platform governance. *Big Data & Society*, 7(1): 2053951719897945.
- Grinberg, N.; Joseph, K.; Friedland, L.; Swire-Thompson, B.; and Lazer, D. 2019. Fake news on Twitter during the 2016 US presidential election. *Science*, 363(6425): 374–378.
- Growing number of companies are freezing their Twitter ads after Elon Musk takeover. 2022. Growing number of companies are freezing their Twitter ads after Elon Musk takeover. <https://www.cbsnews.com/news/twitter-elon-musk-general-mills-audi-pause-ads/>. Published on 4th November 2022.
- Haimson, O. L.; Delmonaco, D.; Nie, P.; and Wegner, A. 2021. Disproportionate removals and differing content moderation experiences for conservative, transgender, and black social media users: Marginalization and moderation gray areas. *Proceedings of the ACM on Human-Computer Interaction*, 5(CSCW2): 1–35.
- Hayes, J. L.; Golan, G.; Britt, B.; and Applequist, J. 2020. How advertising relevance and consumer–Brand relationship strength limit disclosure effects of native ads on Twitter. *International Journal of Advertising*, 39(1): 131–165.
- Hoseini, M.; Melo, P.; Benevenuto, F.; Feldmann, A.; and Zannettou, S. 2023. On the globalization of the QAnon conspiracy theory through Telegram. In *Proceedings of the 15th ACM Web Science Conference 2023*, 75–85.
- H.R.6796 - Digital Services Oversight and Safety Act of 2022. 2022. H.R.6796 - Digital Services Oversight and Safety Act of 2022. <https://www.congress.gov/bill/117th-congress/house-bill/6796/text>.
- Ilias, L.; and Roussaki, I. 2021. Detecting malicious activity in Twitter using deep learning techniques. *Applied Soft Computing*, 107: 107360.
- Introduction to the Advertising Standards on Facebook. 2023. Introduction to the Advertising Standards on Facebook. <https://transparency.fb.com/policies/ad-standards>. [Accessed on 01-May-2023].
- Jamison, A. M.; Broniatowski, D. A.; Dredze, M.; Wood-Doughty, Z.; Khan, D.; and Quinn, S. C. 2020. Vaccine-related advertising in the Facebook Ad Archive. *Vaccine*, 38(3): 512–520.
- Janson, S. 2022. Pandemic-era Advertising: A Study of the Twitter Advertising of Four Online Food Delivery Companies During the 2020 Pandemic.
- Jhaver, S.; Boylston, C.; Yang, D.; and Bruckman, A. 2021. Evaluating the effectiveness of deplatforming as a moderation strategy on Twitter. *Proceedings of the ACM on Human-Computer Interaction*, 5(CSCW2): 1–30.
- Jigsaw. 2017. Google Perspective API. <https://perspectiveapi.com>.
- Jiménez Durán, R. 2022. The economics of content moderation: Theory and experimental evidence from hate speech on Twitter. *Available at SSRN*.
- Keller, D.; Leerssen, P.; et al. 2020. Facts and where to find them: Empirical research on internet platforms and content moderation. *Social media and democracy: The state of the field and prospects for reform*, 220: 224.
- Kim, T.; Barasz, K.; and John, L. K. 2019. Why am I seeing this ad? The effect of ad transparency on ad effectiveness. *Journal of Consumer Research*, 45(5): 906–932.
- Knoll, J. 2016. Advertising in social media: a review of empirical evidence. *International journal of Advertising*, 35(2): 266–300.
- Kreiss, D.; and McGregor, S. C. 2019. The “arbiters of what our voters see”: Facebook and Google’s struggle with policy, process, and enforcement around political advertising. *Political Communication*, 36(4): 499–522.
- Le Pochat, V.; Edelson, L.; Van Goethem, T.; Joosen, W.; McCoy, D.; and Lauinger, T. 2022. An Audit of Facebook’s Political Ad Policy Enforcement. In *31st USENIX Security Symposium (USENIX Security 22)*, 607–624.
- Liberini, F.; Redoano, M.; Russo, A.; Cuevas, A.; and Cuevas, R. 2020. Politics in the Facebook era-evidence from the 2016 US presidential elections.
- Maddocks, S. 2020. ‘A Deepfake Porn Plot Intended to Silence Me’: exploring continuities between pornographic and ‘political’ deep fakes. *Porn Studies*, 7(4): 415–423.
- Marino, C.; Caselli, G.; Lenzi, M.; Monaci, M. G.; Vieno, A.; Nikčević, A. V.; and Spada, M. M. 2019. Emotion regulation and desire thinking as predictors of problematic Facebook use. *Psychiatric Quarterly*, 90: 405–411.
- Matias, J. N.; Hounsel, A.; and Feamster, N. 2022. Software-Supported Audits of Decision-Making Systems: Testing Google and Facebook’s Political Advertising Policies. *Proceedings of the ACM on Human-Computer Interaction*, 6(CSCW1): 1–19.

- McInnes, L.; Healy, J.; and Melville, J. 2018. Umap: Uniform manifold approximation and projection for dimension reduction. *arXiv preprint arXiv:1802.03426*.
- Mehta, S.; and Erickson, K. 2022. Can online political targeting be rendered transparent? Prospects for campaign oversight using the Facebook Ad Library. *Internet Policy Review*, 11(1): 1–31.
- Mejova, Y.; and Kalimeri, K. 2020. COVID-19 on Facebook ads: competing agendas around a public health crisis. In *Proceedings of the 3rd ACM SIGCAS Conference on Computing and Sustainable Societies*, 22–31.
- Meta. 2019. Facebook Ad Archival Library. <https://www.facebook.com/ads/library/>.
- Meta Advertising. 2023. Meta Advertising. <https://www.facebook.com/business/ads>. [Accessed on 01-May-2023].
- Morrow, G.; Swire-Thompson, B.; Polny, J. M.; Kopec, M.; and Wihbey, J. P. 2022. The emerging science of content labeling: Contextualizing social media content moderation. *Journal of the Association for Information Science and Technology*, 73(10): 1365–1386.
- MR Araújo, M.; Guimarães, S.; Silva, M.; Caetano, J.; Santos, J.; CS Reis, J.; PC Silva, A.; Benevenuto, F.; and M. Almeida, J. 2022. EarlyAd: A System for Real-Time Surveillance of Brazilian Early Electoral Ads on Twitter. In *Proceedings of the 33rd ACM Conference on Hypertext and Social Media*, 225–227.
- Mubarak, H.; Hassan, S.; and Abdelali, A. 2021. Adult content detection on arabic twitter: Analysis and experiments. In *Proceedings of the Sixth Arabic Natural Language Processing Workshop*, 136–144.
- Myers West, S. 2018. Censored, suspended, shadowbanned: User interpretations of content moderation on social media platforms. *New Media & Society*, 20(11): 4366–4383.
- Noh, Y.; Kim, H.; Kim, K.; and Cheong, Y. 2021. The relationship between consumer engagements with Super Bowl ad tweets and the advertisers’ official Twitter accounts: a panel data analysis of 2019 Super Bowl advertisers. *International Journal of Advertising*, 40(6): 852–869.
- Ott, B. L.; and Dickinson, G. 2019. *The Twitter presidency: Donald J. Trump and the politics of white rage*. Routledge.
- Papakyriakopoulos, O.; Serrano, J. C. M.; and Hegelich, S. 2020. The spread of COVID-19 conspiracy theories on social media and the effect of content moderation. *Harvard Kennedy School Misinformation Review*, 1(3).
- Park, S.; Strover, S.; Choi, J.; and Schnell, M. 2023. Mind games: A temporal sentiment analysis of the political messages of the Internet Research Agency on Facebook and Twitter. *New Media & Society*, 25(3): 463–484.
- Peters, J. 2022. Twitter cut 15 percent of its trust and safety staff but says it won’t impact moderation. <https://www.theverge.com/2022/11/4/23441404/twitter-trust-safety-staff-layoffs-content-moderation>. Published on 04 November 2022.
- Platform, T. D. 2020. Twitter’s Tweet Lookup API. <https://developer.twitter.com/en/docs/twitter-api/tweets/lookup-api-reference/get-tweets>.
- Platform, T. D. 2022. Twitter’s Streaming API - Volume streams. <https://developer.twitter.com/en/docs/twitter-api/tweets/volume-streams/introduction>.
- PyPi. 2018. Google Translate API. <https://pypi.org/project/googletrans/>.
- Qayyum, H.; Zi Hao Zhao, B.; Wood, I.; Ikram, M.; Kourtellis, N.; and Ali Kaafar, M. 2023. A longitudinal study of the top 1% toxic Twitter profiles. In *Proceedings of the 15th ACM Web Science Conference 2023*, 292–303.
- Reimers, N.; and Gurevych, I. 2019. Sentence-BERT: Sentence Embeddings using Siamese BERT-Networks. In *Proceedings of the 2019 Conference on Empirical Methods in Natural Language Processing*. Association for Computational Linguistics.
- Ribeiro, F. N.; Saha, K.; Babaei, M.; Henrique, L.; Messias, J.; Benevenuto, F.; Goga, O.; Gummadi, K. P.; and Redmiles, E. M. 2019. On microtargeting socially divisive ads: A case study of russia-linked ad campaigns on facebook. In *Proceedings of the conference on fairness, accountability, and transparency*, 140–149.
- Silva, M.; Santos de Oliveira, L.; Andreou, A.; Vaz de Melo, P. O.; Goga, O.; and Benevenuto, F. 2020. Facebook ads monitor: An independent auditing system for political ads on facebook. In *Proceedings of The Web Conference 2020*, 224–234.
- Singh, M.; Bansal, D.; and Sofat, S. 2016. Behavioral analysis and classification of spammers distributing pornographic content in social media. *Social Network Analysis and Mining*, 6: 1–18.
- Sosnovik, V.; Kessi, R.; Coavoux, M.; and Goga, O. 2023. On Detecting Policy-Related Political Ads: An Exploratory Analysis of Meta Ads in 2022 French Election. *arXiv preprint arXiv:2302.06917*.
- Starbird, K.; Arif, A.; and Wilson, T. 2019. Disinformation as collaborative work: Surfacing the participatory nature of strategic information operations. *Proceedings of the ACM on Human-Computer Interaction*, 3(CSCW): 1–26.
- Stukal, D.; Sanovich, S.; Tucker, J. A.; and Bonneau, R. 2019. For whom the bot tolls: A neural networks approach to measuring political orientation of Twitter bots in Russia. *Sage Open*, 9(2): 2158244019827715.
- Szurdi, J.; Luo, M.; Kondracki, B.; Nikiforakis, N.; and Christin, N. 2021. Where Are You Taking Me? Understanding Abusive Traffic Distribution Systems. In *Proceedings of the Web Conference 2021, WWW ’21*, 3613–3624. New York, NY, USA: Association for Computing Machinery. ISBN 9781450383127.
- Thiel, D.; DiResta, R.; and Stamos, A. 2023. Cross-Platform Dynamics of Self-Generated CSAM. *Stanford Internet Observatory, Freeman Spogli Institute for International Studies*.
- Turkel, E. 2022. Regulating online political advertising. In *Proceedings of the ACM Web Conference 2022*, 3584–3593.
- Twitter Advertising. 2023. Twitter Advertising. <https://business.twitter.com/en/help/troubleshooting/how-twitter-ads-work.html>. [Accessed on 01-May-2023].

Twitter's Ad Manager Platform. 2023. Twitter's Ad Manager Platform. <https://ads.twitter.com/>. [Accessed on 09-November-2023].

Twitter's Prohibited Content Policies. 2023. Twitter's Prohibited Content Policies. <https://business.twitter.com/en/help/ads-policies/ads-content-policies.html>. [Accessed on 01-May-2023].

Twitter's sacking of content moderators raises concerns. 2022. Twitter's sacking of content moderators raises concerns. <https://www.dw.com/en/twitters-sacking-of-content-moderators-will-backfire-experts-warn/a-63778330#:~:text=Elon%20Musk%20has%20fired%20a,Experts%20are%20alarmed>. Published on 16th November 2022.

Vargo, C. J.; and Hopp, T. 2020. Fear, anger, and political advertisement engagement: A computational case study of Russian-linked Facebook and Instagram content. *Journalism & Mass Communication Quarterly*, 97(3): 743–761.

Vekaria, Y.; Nithyanand, R.; and Shafiq, Z. 2022. The Inventory is Dark and Full of Misinformation: Understanding the Abuse of Ad Inventory Pooling in the Ad-Tech Supply Chain. *arXiv preprint arXiv:2210.06654*.

Vesnic-Alujevic, L. 2016. European elections and Facebook: Political advertising and deliberation? In *(R) evolutionizing political communication through social media*, 191–209. IGI Global.

VirusTotal. 2004. VirusTotal API. <https://www.virustotal.com/>.

Wei, M.; Stamos, M.; Veys, S.; Reitingner, N.; Goodman, J.; Herman, M.; Filipczuk, D.; Weinshel, B.; Mazurek, M. L.; and Ur, B. 2020. What twitter knows: characterizing ad targeting practices, user perceptions, and ad explanations through users' own twitter data. In *Proceedings of the 29th USENIX Conference on Security Symposium*, 145–162.

Wells, C.; Shah, D.; Lukito, J.; Pelled, A.; Pevehouse, J. C.; and Yang, J. 2020. Trump, Twitter, and news media responsiveness: A media systems approach. *New media & society*, 22(4): 659–682.

Wojcieszak, M.; de Leeuw, S.; Menchen-Trevino, E.; Lee, S.; Huang-Isherwood, K. M.; and Weeks, B. 2021. No polarization from partisan news: Over-time evidence from trace data. *The International Journal of Press/Politics*, 19401612211047194.

X's brand safety efforts called into question (again) as MRC and TAG credentials hang in the balance. 2023. X's brand safety efforts called into question (again) as MRC and TAG credentials hang in the balance. <https://digiday.com/marketing/xs-brand-safety-efforts-called-into-question-again-as-mrc-and-tag-credentials-hang-in-the-balance/>. Published on 4th September 2023.

Youn, S.; and Kim, S. 2019. Newsfeed native advertising on Facebook: young millennials' knowledge, pet peeves, reactance and ad avoidance. *International Journal of Advertising*, 38(5): 651–683.

Zeng, E.; Kohno, T.; and Roesner, F. 2021. What makes a "bad" ad? user perceptions of problematic online advertising. In *Proceedings of the 2021 CHI Conference on Human Factors in Computing Systems*, 1–24.

Zeng, E.; Wei, M.; Gregersen, T.; Kohno, T.; and Roesner, F. 2021. Polls, clickbait, and commemorative \$2 bills: problematic political advertising on news and media websites around the 2020 US elections. In *Proceedings of the 21st ACM Internet Measurement Conference*, 507–525.

Supplemental Analysis

Language distribution of our dataset

Our dataset comprises of ads in 57 different languages across the globe. Figure 17 depicts the distribution of the top most used languages in the textual content of the ads retained after the 14-day rehydration period. We also compare this distribution with the prevalence of the same languages in the random 1% data and Twitter ads before the rehydration. We observe a strongly co-related language distribution maintained in the 1% data and the ads data for some top common languages, namely, Japanese, Spanish, and Turkish.

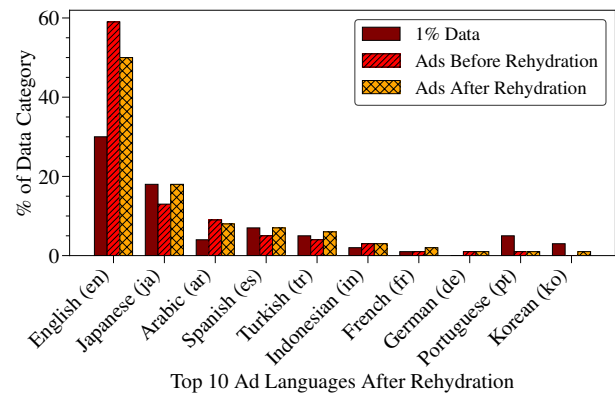


Figure 17: Distribution of languages in 1% data as well as in Twitter ads obtained from 1% data.

Weekly advertising trend of Twitter advertisers

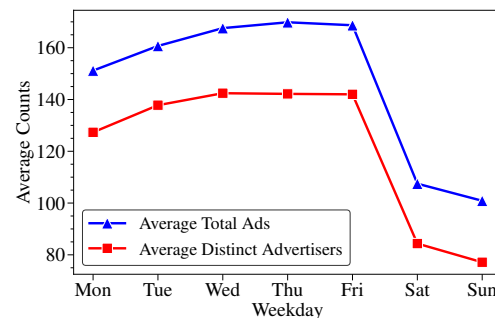


Figure 18: Diurnal trend of Twitter advertising over weekdays.

From Figure 2, we observe a diurnal pattern, which likely indicates that advertising on Twitter occurs is more prevalent on some specific days of the week than others. This could be because advertisers, based on their past experiences, have

observed receiving higher engagements on their ads if they were shown on some specific day of the week. To look into this diurnal pattern, we plot the average number of total ads and the average number of distinct advertisers advertising on each weekday in Figure 18. We observe that Twitter advertising decreases over the weekends and then keeps increasing from Monday onwards until its peak on Friday.

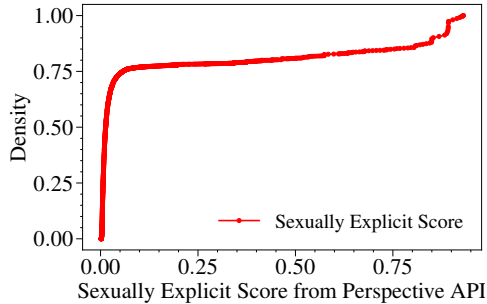


Figure 19: CDF Distribution of the Perspective API scores of all ads in our data for *sexually_explicit* attribute.

Advertising effect of acquisition on Top advertisers

Figure 20 depicts the shift in Twitter advertising patterns of Top advertisers who made at least 15 ads pre- or post-Musk and have at least 100K Twitter followers. We observe @Nike and @piccoma_jp have no ads post-Musk, while @fifaworldcup_pt and SHEIN_AR decreased Twitter advertising. All other Top advertisers with more than 15 ads in pre- or post-Musk era have increased Twitter advertising.

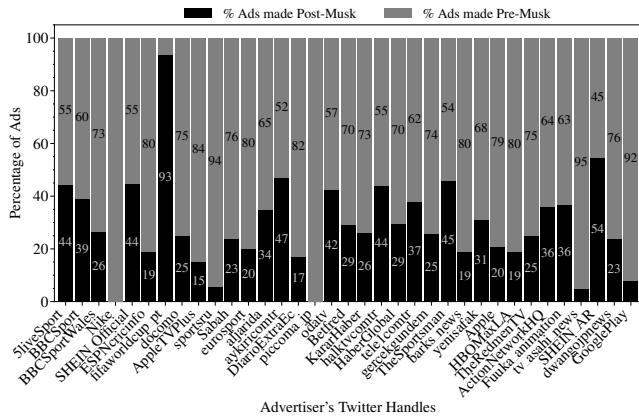


Figure 20: Twitter advertising pattern of top advertisers.