

Inspire the Large Language Model by External Knowledge on BioMedical Named Entity Recognition

Junyi Bian^{1,3}, Jiaxuan Zheng², Yuyi Zhang¹, Shanfeng Zhu²

¹ School of Computer Science, Fudan University, Shanghai 200433, China

² Institute of Science and Technology for Brain-Inspired Intelligence, Fudan University, China

³ Shanghai Key Lab of Intelligent Information Processing,
Fudan University, Shanghai 200433, China
{zhusf, 20110240003}@fudan.edu.cn

Abstract

Large language models (LLMs) have demonstrated dominating performance in many NLP tasks, especially on generative tasks. However, they often fall short in some information extraction tasks, particularly those requiring domain-specific knowledge, such as Biomedical Named Entity Recognition (NER). In this paper, inspired by Chain-of-thought, we leverage the LLM to solve the Biomedical NER step-by-step: break down the NER task into entity span extraction and entity type determination. Additionally, for entity type determination, we inject entity knowledge to address the problem that LLM’s lack of domain knowledge when predicting entity category. Experimental results show a significant improvement in our two-step BioNER approach compared to previous few-shot LLM baseline. Additionally, the incorporation of external knowledge significantly enhances entity category determination performance.

1 Introduction

Biomedical Named Entity Recognition (BioNER) primarily focuses on extracting biomedical entities with specific significance from text, such as diseases, genes, proteins, etc. Compared to general domain NER tasks, BioNER datasets are more extensive, and entity names are more complex. Traditional solutions often involve the use of BiLSTM-CRF based methods and BERT-based methods.

Recently, large language models have shown remarkable performance in various NLP domains. In

some generative NLP tasks such as machine translation, question answering, combined with in-context learning, chain-of-thought, and other techniques, they can even achieve better results than previous supervised methods.

However, the performance of large language models (LLM) in entity extraction tasks is not as promising as in other generative tasks. The primary reason for this discrepancy lies in the mismatch between the entity extraction paradigm and the pre-training paradigm of LLMs. Inspired by the ‘chain-of-thought’ method, which involves breaking down a complex task into multiple simpler generative tasks for LLMs to answer, we also split NER into two steps. The first step involves using LLM solely to extract entity boundaries, and in the second step, we invoke LLM again to determine the entity’s category. This two-step approach not only simplifies the NER task but also provides an error-correction opportunity in the second step, helping alleviate potential hallucination issues that may arise in the first step.

However, even with this improvement, the performance of LLMs in entity extraction tasks, especially in specific domains like biomedical, remains less than satisfactory. From a human perspective, deciding whether a word or phrase is an entity can often be estimated through experience or grammatical analysis. However, determining the category of an entity, especially when it’s represented by abbreviations, is challenging even when considering context. Therefore, if LLMs have not been exposed to domain-specific knowledge during training, in-

ferring entity categories from semantics and contextual information is difficult. Our approach involves introducing external knowledge to assist LLMs in entity category determination. More specifically, for an entity name, we retrieve similar entities and corresponding information from the UMLS knowledge base to aid LLMs in making more accurate determinations.

In this paper, our contributions are as follows: 1) Leveraging LLM, we enhance LLM-based NER performance by following a process of first extracting entity boundaries and then determining entity categories. 2) We have designed a method for incorporating external knowledge to augment LLM-based entity category determination.

2 Related Work

2.1 Named Entity Recognition

In the early stages of NER tasks, researchers primarily relied on manually crafted rules and dictionaries to identify named entities. With the rise of deep learning, NER tasks are commonly regarded as end-to-end sequence labeling tasks, with classic LSTM-CRF model (Ma and Hovy, 2016) and BERT-based model (Kenton and Toutanova, 2019; Lee et al., 2020). However, in recent years, the paradigm of NER has gradually shifted towards generative models (Lu et al., 2022). With the advent of large language models, both supervised (Zhou et al., 2023) and unsupervised (Wang et al., 2023) methods have achieved significant results.

Most of the methods mentioned above approach the NER problem as an end-to-end problem, whereas our strategy is to treat NER as a two-step problem. Some span-based NER methods also handle NER in two steps, where DMNER (Bian et al., 2023) are relative to our work, they treat NER as entity extraction and entity linking. However, DMNER uses a dictionary for linking entities constructed from the validation set and training set, and the entity extraction is borrowed from existing supervised NER models. In contrast, we use LLM for few-shot learning for both entity extraction and linking.

2.2 Biomedical Named Entity Recognition

BioMedical NER tries to automatically recognize biomedical entities in natural language text. (Wang et al., 2019) proposed a multi-task learning framework for BNER to collectively use the training data of different types of entities and improved the

performance on each of them. (Wei et al., 2019) improved concept identification systems and a new disambiguation module based on deep learning increase annotation accuracy. (Weber et al., 2020) proposed the stand-alone NER tool HUNER incorporating fully trained models for five entity types. (Weber et al., 2021) proposed HunFlair, a NER tagger that is easy to use, covers multiple entity types, is highly accurate and is robust toward variations in text genre and style. (Luo et al., 2023) proposed a novel all-in-one (AIO) scheme that uses external data from existing annotated resources to enhance the accuracy and stability of BioNER models.

2.3 Knowledge-Enhanced LLM

The use of large language models (LLMs) has become commonplace in natural language processing due to their strong performance in text generation and inference tasks. However, one of the fatal flaws of LLMs is their lack of factual accuracy, as they sometimes generate fabricated facts to answer questions. Therefore, to enhance the credibility and truthfulness of LLMs, Chain-of-Thought (CoT) (Wei et al., 2022) has been proposed. CoT can handle relatively complex reasoning problems, such as mathematical questions and common-sense reasoning. It can also generate reasoning paths that are interpretable by humans, thus improving the factual correctness of LLMs. Subsequently, many teams have been exploring how to utilize CoT to make better prediction results. However, the majority of teams have focused on simply using CoT to enhance experimental performance, with only a few teams researching how to improve the quality of the CoT method itself. To improve the

quality of CoT, it is first necessary to identify its shortcomings. As mentioned earlier, factual correctness has always been a pain point for large language models because the source of factual information during fine-tuning is inaccessible, and as knowledge bases, large language models cannot recall precise details. Therefore, to better control the factual correctness of text generation and predictions, introducing external knowledge can help large language models provide better and more accurate answers and predictions. Verify-and-Edit (VE) was proposed in (Zhao et al., 2023) to post-edit reasoning chains and obtain more factually relevant predictions. Chain of Knowledge (CoK) was proposed in (Li et al., 2023), using structured

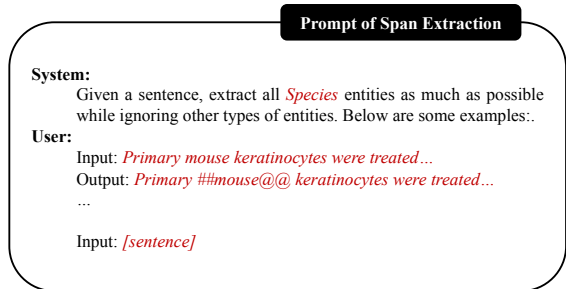


Figure 1: Template of entity span extraction prompt. The highlighted portions are to be replaced based on the input.

knowledge bases to enhance large language models to improve factual correctness and reduce the generation of fabricated facts.

3 Methodology

3.1 Overall Framework

We decompose the BNER process into two distinct steps. In the first step, we need to determine the span boundaries of each entity. This enables us to precisely locate entities within the text and provide clear boundaries for the subsequent entity classification. In this module, we draw upon the implementation approach of GPT-NER(Wang et al., 2023), which will be elaborated on in Section 3.2.

In the second step, we once again employ ChatGPT to predict the category of each extracted entity, and we refer to this process as Entity Type Prediction (ETP). Through ETP, we can assign accurate category labels to each entity, thereby accomplishing the named entity recognition task.

3.2 Entity Span Extraction

Following GPT-NER(Wang et al., 2023), we use special markers such as '@@##' to indicate entity positions. For instance, searching for entities of the "Chemicals" category in the input text "A common feature of these proteins is involvement with heterochromatin and/or transcriptional repression" can be converted into the task of generating the text sequence "A common feature of these @@proteins## is involvement with heterochromatin and/or transcriptional repression."

When extracting entities in LLM, the entity type will be specified in the input prompt. For datasets containing multiple entity types, LLM should extract one type of entity at a time and then merge the obtained spans. Figure 1 shows the prompt used

for extracting entity spans.

3.3 External knowledge Retriving

Once spans of entities are identified, the subsequent step is to classify each entity span into specific category. Our Entity Type Prediction (ETP) module employs the LLM for category prediction. In view of the importance of domain-specific knowledge in biomedical text, we take a step further by integrating an external knowledge repository into this model. We input both the current entity spans and pertinent external knowledge together to the LLM. By doing so, we aim to inspire the LLM to make more precise judgments and enhancing the accuracy of entity category prediction.

The previously mentioned external knowledge base has been constructed using the Unified Medical Language System (UMLS). This knowledge base can be described as a dictionary containing pairs of $\langle \text{entity name}, \text{entity category} \rangle$, formally denoted as $KG = \langle \text{name}, \text{type} \rangle$. We conceptualize the process of acquiring external knowledge as a retrieval task, in which the entity span serves as the query, while the names of entities in dictionary are regarded as the keys. Our objective here is to retrieve the top k most similar entities to the query from the dictionary, along with their corresponding entity categories. We employ SapBERT to encode both the query names and the key names, then compute of the cosine distance between them. This cosine distance then acts as a measure of similarity for the entity names.

3.4 Knowledge infused category infer

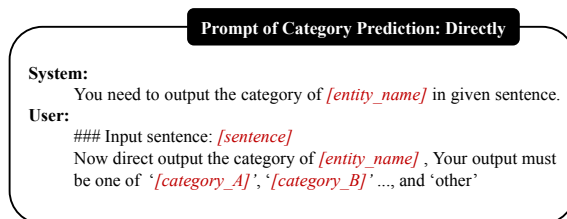


Figure 2: Template of category prediction prompt. This template allows the LLM to directly determine the entity's category

In section 3.2, when obtaining entity spans, we specify the entity's category, theoretically providing a preliminary judgment of the entity's category. However, in practice, this approach does not yield ideal results. Therefore, our method re-predict the entity category and during this judgment

process, it informs the model about the range of entity categories. Additionally, we introduce an 'other' category to provide the LLM with a correction opportunity. The prompt for this is illustrated in Figure 2.

In order to further improve entity category determination, in section 3.3, we have retrieved k entity-category pairs. Based on these k knowledge pairs, along with the input sentence and the entities extracted in section 3.2, we can construct a prompt template as shown in Figure 2.

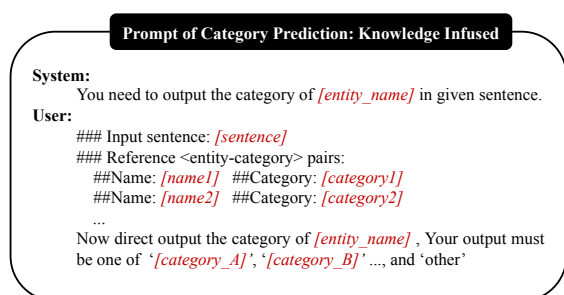


Figure 3: Prompt template of category prediction with knowledge infused.

4 Experiments

4.1 BioNER Datasets

In our experiments, we utilize the CRAFT(Cohen et al., 2017) dataset. The dataset chosen for our study comprises 200 samples, encompassing three distinct entity categories: Species, Chemical, and Gene/Protein.

4.2 Implementation Details

In the experiment, we used GPT-3.5 as the LLM to perform entity extraction and category determination. In the step of extracting entity spans, we randomly sampled two samples from the craft dataset as examples for in-context learning. We randomly sampled 500,000 <name, category> pairs from UMLS(Bodenreider, 2004) as an external knowledge base.

4.3 Baselines

The unsupervised baseline based on LLM includes:

- GPTNER-RR: RR is short for Random Retrieval. This version of the GPTNER(Wang et al., 2023) model randomly selects a sample as input for one shot inference, while other

versions of GPTNER use KNN retrieve similar examples from the training data. Therefore, it cannot be considered one-shot learning.

- ReType-GPT: After extracting the entity span, we then allow GPT to independently determine the category of the span again.
- ReType-Vote(KG): Determine the category of the entity to be predicted by conducting a category voting process based on the categories of similar entities obtained from an external knowledge base.
- ReType-GPT3.5(KG): Information about similar entities has been obtained from an external knowledge base, and GPT-3.5 is used in conjunction with this information to determine the category of the entity.

The cross-dataset adaption baseline uses other biomedical entity datasets for training and is then evaluated on the craft dataset. It includes:

- UniversalNER-7B: A LLAMA based language model, adopt supervised finetuning on general domain NER datasets, which includes 5 biomedical datasets.
- DMNER(Bian et al., 2023) The entity extraction module of DMNER utilizes MRC(Li et al., 2019) and was trained on five datasets enhanced with ChatGPT. The entity matching module also uses the UMLS dictionary and sapbert.
- HUNER(Weber et al., 2020): The model utilizes the LSTM-CRF framework and was trained on 20 other biomedical entity datasets.

4.4 Results and Ablation Study

From Table 1, it is evident that using GPTNER directly for entity classification yields poor results. The CRAFT dataset consists of three different types of entity categories, which significantly increases the likelihood of misclassification. When reevaluating entity categories using GPT-3.5, ReType-GPT shows a significant improvement in performance, indicating that the model's initial judgment of entity categories in the first step was quite ambiguous. In addition to using LLM for category determination, the method of retrieving external knowledge, ReType-KG+VOTE, also performs well in determining the entity's category. The best-performing

Model	Species			Gene/Protein			Chemical		
	Pre	Rec	F1	Pre	Rec	F1	Pre	Rec	F1
Zero / One - shot									
GPTNER-RR	32.60	59.05	42.01	54.54	86.91	66.90	6.71	23.33	10.42
+ ReType-GPT	83.87	61.41	70.90	52.83	91.16	66.89	45.94	18.88	26.77
+ ReType-KG+VOTE	82.97	61.41	70.59	66.16	60.93	63.43	36.00	10.00	15.65
+ ReType-KG+GPT	86.02	62.99	72.72	55.71	90.69	69.02	57.57	21.11	30.89
Cross-Dataset Adaptation									
UniversalNER-7B	100.0	47.24	64.17	65.50	60.93	63.13	60.00	23.33	33.60
+ ReType-GPT	100.0	44.88	61.95	61.21	60.93	61.07	65.21	16.66	26.54
+ ReType-KG+VOTE	95.23	47.24	63.15	74.62	46.51	57.30	50.00	6.66	11.76
+ ReType-KG+GPT	100.0	47.24	64.17	64.03	60.46	62.20	58.62	18.88	28.57
DMNER	91.17	48.81	63.58	63.79	34.41	44.71	57.57	10.00	17.01
HUNER	98.51	73.83	84.40	59.67	65.98	62.66	53.56	35.85	42.95

Table 1: Results on Craft Dataset (200).

method	Pre	Rec	F1
VOTE-KG (50k)	65.43	44.67	53.09
VOTE-KG (100k)	70.21	45.83	55.46
VOTE-KG (500k)	68.76	50.46	57.21
GPT-KG (50k)	61.80	66.66	64.14
GPT-KG (100k)	62.01	66.89	64.36
GPT-KG (500k)	61.74	68.05	64.76

Table 2: On the CRAFT dataset, the impact of knowledge retrieval from UMLS knowledge bases of varying sizes (50k, 100k and 500k) on the results. The GPT method allows the LLM to determine the entity’s category, while the VOTE method directly conducts a vote based on the retrieved categories.

approach is ReType-KG+GPT. Specifically, on the CRAFT dataset, in the gene category, it exhibits a 2.27 F1 score improvement compared to ReType-GPT and a 5.59 F1 score improvement compared to ReType-KG+VOTE. These results underscore the effectiveness of incorporating external knowledge and utilizing LLM for entity category determination.

In Table 2, we examined the impact of the knowledge quantity from different external knowledge bases on knowledge-enhanced methods. The direct vote method is sensitive to the quantity of external knowledge bases. In contrast, the GPT-based method only experiences a 0.62 drop in overall performance even when the knowledge base quantity is reduced by a factor of 10. This demonstrates that using LLM in conjunction with external knowledge offers better robustness.

4.5 Case Study

In this case study, we conducted a comparative analysis of different methods on the Craft dataset,

revealing that the cot2 method demonstrates enhanced performance compared to alternative approaches. Below, we provide a nuanced analysis of the underlying factors contributing to this performance improvement:

Firstly, using the GETNER model may lead to incorrect recognition of spans that are not truly biomedical entities. The ETP module, by splitting the NER task into two steps, helps address errors introduced by the BED module in identifying entity spans. For instance, in Example 1 in the appendix, GPTNER incorrectly identifies "in" as a biomedical entity. In contrast, the other three methods classify it as "other," thereby offering a corrective mechanism for the prediction.

Secondly, the Random Retrieval method lacks the support of external domain knowledge and lacks clarity regarding the criteria for classifying professional medical texts. Consequently, compared to approaches that incorporate external knowledge, it is more susceptible to misclassification. As demonstrated in Example 2 in the appendix, the initially identified entity 'T-antigen,' which belongs to a category of proteins associated with viral genomes(Eckhart et al., 1979), proves challenging to precisely capture using direct LLM prediction. The intricacies of such specialized domain knowledge are difficult to capture through direct LLM predictions. The same situation occurs during the prediction of the entity "thymine-Adenine" in Example 3 and "Mcoln 1" in Example 4.

Unlike the 'vote' method, which relies solely on entity similarity for classification, databases often have variations in data categories, distribution, and granularity. When dealing with diverse test

datasets, maintaining consistent high performance with a single knowledge base becomes challenging. For instance, in Example 3 in the appendix, entities like 'Mcm4/6/7' have fine-grained categorizations in UMLS, including 'Gene,' 'Gene or Genome,' and 'Genetic Function,' leading to potential misclassification of entities originally in the 'Gene' category as 'other.' While LLM's strong generalization capabilities allow it to effectively overcome this challenge.

Using the GPT method in classification also allows for the simultaneous consideration of contextual information, rather than relying solely on simple text similarity matching. For instance, in Example 4, 'huntingtin' is both a protein and a disease name. LLM performs better in classifying such ambiguous words.

5 Conclusion

In this paper, for BioMedical Named Entity Recognition (NER), we approach the task by first extracting entity spans and then determining entity categories. This method breaks down the NER task, and for entity category determination, we introduce a framework for injecting entity knowledge to address the LLM's lack of domain knowledge. We inject relevant entities obtained from an external knowledge base (UMLS) based on entity representation similarity. Experimental results demonstrate a significant improvement in our approach compared to previous LLM few-shot methods, and our method performs comparably to some supervised methods.

References

- Junyi Bian, Rongze Jiang, Weiqi Zhai, Tianyang Huang, Hong Zhou, and Shanfeng Zhu. 2023. Biomedical entity recognition by detection and matching. *arXiv preprint arXiv:2306.15736*.
- Olivier Bodenreider. 2004. The unified medical language system (umls): integrating biomedical terminology. volume 32, pages D267–D270. Oxford University Press.
- K Bretonnel Cohen, Karin Verspoor, Karën Fort, Christopher Funk, Michael Bada, Martha Palmer, and Lawrence E Hunter. 2017. The colorado richly annotated full text (craft) corpus: Multi-model annotation in the biomedical domain. *Handbook of Linguistic annotation*, pages 1379–1394.
- Walter Eckhart, Mary Anne Hutchinson, and Tony Hunter. 1979. An activity phosphorylating tyrosine in polyoma t antigen immunoprecipitates. *Cell*, 18(4):925–933.
- Jacob Devlin Ming-Wei Chang Kenton and Lee Kristina Toutanova. 2019. Bert: Pre-training of deep bidirectional transformers for language understanding. In *Proceedings of NAACL-HLT*, pages 4171–4186.
- Jinhyuk Lee, Wonjin Yoon, Sungdong Kim, Donghyeon Kim, Sunkyu Kim, Chan Ho So, and Jaewoo Kang. 2020. Biobert: a pre-trained biomedical language representation model for biomedical text mining. *Bioinformatics*, 36(4):1234–1240.
- Xiaoya Li, Jingrong Feng, Yuxian Meng, Qinghong Han, Fei Wu, and Jiwei Li. 2019. A unified mrc framework for named entity recognition. *arXiv preprint arXiv:1910.11476*.
- Xingxuan Li, Ruochen Zhao, Yew Ken Chia, Bosheng Ding, Lidong Bing, Shafiq Joty, and Soujanya Poria. 2023. Chain of knowledge: A framework for grounding large language models with structured knowledge bases. *arXiv preprint arXiv:2305.13269*.
- Yaojie Lu, Qing Liu, Dai Dai, Xinyan Xiao, Hongyu Lin, Xianpei Han, Le Sun, and Hua Wu. 2022. Unified structure generation for universal information extraction. In *Proceedings of the 60th Annual Meeting of the Association for Computational Linguistics (Volume 1: Long Papers)*, pages 5755–5772.
- Ling Luo, Chih-Hsuan Wei, Po-Ting Lai, Robert Leaman, Qingyu Chen, and Zhiyong Lu. 2023. Aioner: all-in-one scheme-based biomedical named entity recognition using deep learning. *Bioinformatics*, 39(5):btad310.
- Xuezhe Ma and Eduard Hovy. 2016. End-to-end sequence labeling via bi-directional lstm-cnns-crf. *arXiv preprint arXiv:1603.01354*.
- Shuhe Wang, Xiaofei Sun, Xiaoya Li, Rongbin Ouyang, Fei Wu, Tianwei Zhang, Jiwei Li, and Guoyin Wang. 2023. Gpt-ner: Named entity recognition via large language models. *arXiv preprint arXiv:2304.10428*.
- Xuan Wang, Yu Zhang, Xiang Ren, Yuhao Zhang, Marinka Zitnik, Jingbo Shang, Curtis Langlotz, and Jiawei Han. 2019. Cross-type biomedical named entity recognition with deep multi-task learning. *Bioinformatics*, 35(10):1745–1752.
- Leon Weber, Jannes Münchmeyer, Tim Rocktäschel, Maryam Habibi, and Ulf Leser. 2020. Huner: improving biomedical ner with pretraining. *Bioinformatics*, 36(1):295–302.
- Leon Weber, Mario Sängler, Jannes Münchmeyer, Maryam Habibi, Ulf Leser, and Alan Akbik. 2021. Hunflair: an easy-to-use tool for state-of-the-art biomedical named entity recognition. *Bioinformatics*, 37(17):2792–2794.

Chih-Hsuan Wei, Alexis Allot, Robert Leaman, and Zhiyong Lu. 2019. Pubtator central: automated concept annotation for biomedical full text articles. *Nucleic acids research*, 47(W1):W587–W593.

Jason Wei, Xuezhi Wang, Dale Schuurmans, Maarten Bosma, Fei Xia, Ed Chi, Quoc V Le, Denny Zhou, et al. 2022. Chain-of-thought prompting elicits reasoning in large language models. *Advances in Neural Information Processing Systems*, 35:24824–24837.

Ruochen Zhao, Xingxuan Li, Shafiq Joty, Chengwei Qin, and Lidong Bing. 2023. Verify-and-edit: A knowledge-enhanced chain-of-thought framework. *arXiv preprint arXiv:2305.03268*.

Wenxuan Zhou, Sheng Zhang, Yu Gu, Muhao Chen, and Hoifung Poon. 2023. [Universalner: Targeted distillation from large language models for open named entity recognition](#).

A Appendix

A.1 Case study

The following shows a set of cases, with each case comprising four sections: the *Input sentence*, the *gold entity category table*, the *predicted entity category table*, and the *External knowledge table*. In the Input sentence, words in red represent the gold span, and highlighted words represent the entity boundaries extracted by GETNER. In the External knowledge table, Reference1 to Reference5 correspond to the top 5 entities closest to the entity to be predicted.

Example1

Input sentence:

(B) Photopic (light-adapted , cone photoreceptor pathway) responses of **RanBP2+/- mice** to increasing light stimulus intensities also exhibited reduced amplitudes compared to those observed **in RanBP2+/- mice** .

Gold_name	RanBP2+/-	mice	RanBP2+/-	mice	
Gold_type	Gene/Protein	Species	Gene/Protein	Species	
Pred_name	RanBP2+/-	mice	in	mice	
Random retrieve	Gene/Protein	Species	Gene/Protein	Species	
Vote	other(Gene or Genome)	Species	other(Geographic Area)	Species	
Cot_1	Gene/Protein	Species	other	Species	
Cot_3	Gene/Protein	Species	other	Species	
Entity	Reference1	Reference2	Reference3	Reference4	Reference5
RanBP2+/-	ranbp2	two-hybrid-associated protein with ranbp1 3	zinc finger ranbp2-type containing 3 gene	ran, member ras oncogene family pseudogene 5	ranbp9
mice	mouse	laboratory mouse (organism)	mouse, house	mutant strains of mice	deer mouse
in	in	in023	in033	in105	in027
mice	mouse	laboratory mouse (organism)	mouse, house	mutant strains of mice	deer mouse

Figure 4: Example 1

Example2

Input sentence:

This may closely resemble the proposed modes of binding and helicase actions of **T-antigen** (21) .

Gold_name	T-antigen				
Gold_type	Gene/Protein				
Pred_name	T-antigen				
Random retrieve	Species				
Vote	other(Immunologic Factor)				
Cot_1	Gene/Protein				
Cot_3	Gene/Protein				
Entity	Reference1	Reference2	Reference3	Reference4	Reference5
RanBP2+/-	t gene	t	epitopes, t-lymphocyte	t-lymphocyte epitopes	epitope, t-lymphocyte

Figure 5: Example 2

Example3*Input sentence:*

These results may indicate that the presence of **thymine-adenine** pairs with a certain frequency in the duplex region may facilitate continuous unwinding by **Mcm4/6/7**.

Gold_name	thymine-adenine	Mcm4/6/7			
Gold_type	Chemicals	Gene/Protein			
Pred_name	thymine-adenine	Mcm4/6/7			
Random retrieve	Species	Gene/Protein			
Vote	Chemicals	other(Gene or Genome)			
Cot_1	Gene/Protein	Gene/Protein			
Cot_3	Chemicals	Gene/Protein			
Entity	Reference1	Reference2	Reference3	Reference4	Reference5
thymine-adenine	dimer, thymine	thymine nucleotide	5-(alpha-thyminy1)-5,6-dihydrothymine	thymine riboside	thymidylyl-(3',5')-2,2-diamino-4-((2-deoxy-beta-d-erythro-pentofuranosyl)amino)-5(2h)-oxazolone
Mcm4/6/7	mcm7	mcm5 gene	mcm6 gene	mcm8 gene	minichromosome maintenance complex component 6

Figure 6: Example 3

Example4*Input sentence:*

(B) The transcript map of **Mcoln1** shows 14 exons , and the locations of the probes used in this study are illustrated .

Gold_name	Mcoln1				
Gold_type	Gene/Protein				
Pred_name	Mcoln1				
Random retrieve	Species				
Vote	other(Disease)				
Cot_1	Gene/Protein				
Cot_3	Gene/Protein				
Entity	Reference1	Reference2	Reference3	Reference4	Reference5
Mcoln1	mcoln1 gene	mc1dn1	trpm-11	mc1dn13	mc1dn16

Figure 7: Example 4

Example5*Input sentence:*

Instead , our results reveal that **huntingtin** is required for normal anterior streak formation and the consequent production of paraxial mesoderm , with a previously unrecognized role for **huntingtin** in the proper extinction of transiently and/or dynamically expressed genes .

Gold_name	huntingtin	huntingtin			
Gold_type	Gene/Protein	Gene/Protein			
Pred_name	huntingtin	huntingtin			
Random retrieve	Gene/Protein	Gene/Protein			
Vote	other(Disease or Syndrome)	other(Disease or Syndrome)			
Cot_1	Gene/Protein	Gene/Protein			
Cot_3	Gene/Protein	Gene/Protein			
Entity	Reference1	Reference2	Reference3	Reference4	Reference5
huntingtin	huntingtin-associated protein-interacting protein	huntington disease-like 1 (disorder)	huntington-like neurodegenerative disorder 1	huntington disease-like 1	huntingtin-interacting protein 12
huntingtin	huntingtin-associated protein-interacting protein	huntington disease-like 1 (disorder)	huntington-like neurodegenerative disorder 1	huntington disease-like 1	huntingtin-interacting protein 12

Figure 8: Example 5