

PARALLELIZING NON-LINEAR SEQUENTIAL MODELS OVER THE SEQUENCE LENGTH

Y. H. Lim¹, Q. Zhu¹, J. Selfridge^{2*}, M. F. Kasim^{1†}

¹ Machine Discovery Ltd., UK, ² University of Oxford, UK

{yi.heng, qi.zhu, muhammad}@machine-discovery.com
joshua.selfridge@trinity.ox.ac.uk

ABSTRACT

Sequential models, such as Recurrent Neural Networks and Neural Ordinary Differential Equations, have long suffered from slow training due to their inherent sequential nature. For many years this bottleneck has persisted, as many thought sequential models could not be parallelized. We challenge this long-held belief with our parallel algorithm that accelerates GPU evaluation of sequential models by up to 3 orders of magnitude faster without compromising output accuracy. The algorithm does not need any special structure in the sequential models' architecture, making it applicable to a wide range of architectures. Using our method, training sequential models can be more than 10 times faster than the common sequential method without any meaningful difference in the training results. Leveraging this accelerated training, we discovered the efficacy of the Gated Recurrent Unit in a long time series classification problem with 17k time samples. By overcoming the training bottleneck, our work serves as the first step to unlock the potential of non-linear sequential models for long sequence problems.

1 INTRODUCTION

Parallelization is arguably a main workhorse in driving the rapid progress in deep learning over the past decade. Through specialized hardware accelerators such as GPU and TPU, matrix multiplications which are prevalent in deep learning can be evaluated swiftly, enabling rapid trial-and-error in deep learning research. Despite the widespread use of parallelization in deep learning, sequential models such as Recurrent Neural Networks (RNN) (Hochreiter & Schmidhuber, 1997; Cho et al., 2014) and Neural Ordinary Differential Equations (NeuralODE) (Chen et al., 2018) have not fully benefited from it due to their inherent need for serial evaluations over sequence lengths.

Serial evaluations have become the bottleneck in training sequential deep learning models. This bottleneck might have diverted research

away from sequential models. For example, attention mechanism (Bahdanau et al., 2014) and transformers (Vaswani et al., 2017) have dominated language modelling over RNN in recent years, partly due to their ability to be trained in parallel (Hooker, 2021). Continuous Normalizing Flows (CNF) (Chen et al., 2018; Grathwohl et al., 2018), which used to utilize NeuralODE as their models, has been moving towards the direction where the training does not involve simulating the ODE (Lipman et al., 2022; Rozen et al., 2021; Ben-Hamu et al., 2022). More recent works (Orvieto et al., 2023;

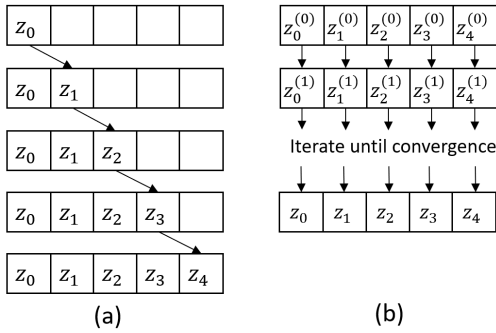


Figure 1: Evaluating sequential models using (a) sequential method and (b) iterative method that is parallelizable.

*Work done during internship at Machine Discovery

†Corresponding author

Huang et al., 2022) have attempted to resurrect the sequential RNN, but they focus on linear recurrent layers that can be evaluated in parallel with prefix scan (Blelloch, 1990; Martin & Cundy, 2018; Smith et al., 2022), leaving non-linear recurrent layers unparallelizable over their sequence length.

In this paper, we present an algorithm that can parallelize the evaluation and training of non-linear sequential models like RNN and NeuralODE without changing the output of the models beyond reasonable numerical precision. We do this by introducing a general framework to solve non-linear differential equations by restating them as fixed-point iteration problems with quadratic convergence, equivalent to Newton’s method for root finding. The fixed-point iteration involves parallelizable operations and an inverse linear operator that can be evaluated in parallel even for sequential models like RNN and ODE (see Figure 1). As the convergence is quadratic, the number of fixed-point iterations can be quite small especially when the initial starting point is close to the converged solution. This is an appealing feature in training sequential models. As the model parameters are usually updated incrementally, the results from the previous training step can be used as the initial starting point. Most importantly, the proposed algorithm does not need a special structure of sequential models, removing the need to change the models’ architecture to be able to take advantage of the parallelization.

2 RELATED WORKS

There have been some attempts to parallelize the evaluation and training of sequential models, especially for RNN. However, most (if not all) of them require special structures of recurrent layers. Lei et al. (2017) changed the matrix multiplication involving the states into element-wise multiplication that enables parallelization. Luo et al. (2020) segments the sequence into several groups to be each evaluated by RNN in parallel and the interdependency between groups are learned by a higher-level RNN. Huang et al. (2022), Orvieto et al. (2023), and Martin & Cundy (2018) removes the non-linear activation function in the recurrent layer to make it linear, where it can be evaluated in parallel using prefix scan (Blelloch, 1990).

On the NeuralODE side, the parallelization effort mainly comes from the past works in parallelizing the ODE solver. One of the main idea is the multiple shooting method or parareal (Kiehl, 1994; Gander & Vandewalle, 2007) where the time sequence is split into several segments then multiple ODE solvers are executed for each segment in parallel. The process is repeated iteratively until the solutions from all segments are matched. Although multiple ODE solvers can be executed in parallel, each ODE solver itself still requires sequential operation. This has been adapted in training NeuralODE in Massaroli et al. (2021). Another work, neural rough ODE (Morrill et al., 2021) has shown that it is possible to train NeuralODE for very long sequence by computing log-signature of the input signals over large time steps and enable the ODE solver to take a big step. The calculation of the log-signature can be done in parallel. However, solving the ODE still requires sequential operation even though the time step is larger than the initial time step.

Over the past few years, there have been increasing interests in using fixed points finders (e.g., root-finder algorithms) in deep learning. DEQ (Bai et al., 2019; 2021) employs root-finding algorithms in evaluating neural networks with infinite identical layers. The concept of infinite layers paired with root-finders has been applied to wide range of problems and has yielded impressive results (Bai et al., 2020; Liu et al., 2022; Huang et al., 2021). Nonetheless, these works do not address the problem of parallelizing sequential models.

Several recent works have also looked into parallelizing sequential models using fixed-point iterations. In the context of stochastic generative modelling, Shih et al. (2023) divides the time span into several regions and then employs Picard iteration that are parallelizable in solving the ODE. Wang & Ragni (2021) recast RNN evaluation as a fixed-point iteration and solve it by only doing a small number of iterations without checking the convergence. As a result, this approach might produce different results than evaluating RNN sequentially. Notably, the works mentioned above only use zeroth order fixed-point iterations that converge slower than our method and might not be able to converge at all if the mapping is not contracting, which is quite common.

3 DEER FRAMEWORK: NON-LINEAR DIFFERENTIAL EQUATION AS FIXED POINT ITERATION

We will present the DEER framework: “non-linear Differential Equation as fixed point itERation” with quadratic convergence and show its relation to Newton’s method. This framework can be applied to 1D differential equations, i.e., ODEs, as well as differential equations in higher dimensions, i.e. Partial Differential Equations (PDEs). The same framework can also be adopted to discrete difference equations to achieve the same convergence rate, which can be applied to RNN. With the framework, we can devise a parallel algorithm to evaluate RNN and ODE without significant changes to the results.

3.1 DEER FRAMEWORK

Consider an output signal of interest $\mathbf{y}(\mathbf{r}) \in \mathbb{R}^n$ which consists of n signals on a d -dimensional space, where the coordinate is denoted as $\mathbf{r} \in \mathbb{R}^d$. The output signal, $\mathbf{y}(\mathbf{r})$, might depend on an input signal, $\mathbf{x}(\mathbf{r})$, via some non-linear delayed differential equation (DE),

$$L[\mathbf{y}(\mathbf{r})] = \mathbf{f}(\mathbf{y}(\mathbf{r} - \mathbf{s}_1), \mathbf{y}(\mathbf{r} - \mathbf{s}_2), \dots, \mathbf{y}(\mathbf{r} - \mathbf{s}_P), \mathbf{x}(\mathbf{r}), \theta) \quad (1)$$

where $L[\cdot] : \mathbb{R}^n \rightarrow \mathbb{R}^n$ is the linear operator of the DE, and \mathbf{f} is the non-linear function that depends on values of \mathbf{y} at P different locations, external inputs \mathbf{x} , and parameters θ . This form is general enough to capture various continuous differential equations such as ODE (with $L[\cdot] = d/dt$ and $\mathbf{r} = t$), partial differential equations (PDEs), or even a discrete difference equations for RNN.

Now let’s add $\mathbf{G}_p(\mathbf{r})\mathbf{y}(\mathbf{r} - \mathbf{s}_p)$ terms on the left and right hand side, where $\mathbf{G}_p(\mathbf{r}) : \mathbb{R}^{n \times n}$ is an n -by- n matrix that depends on the location \mathbf{r} . The values of \mathbf{G}_p will be determined later. Equation 1 now becomes

$$L[\mathbf{y}(\mathbf{r})] + \sum_{p=1}^P \mathbf{G}_p(\mathbf{r})\mathbf{y}(\mathbf{r} - \mathbf{s}_p) = \mathbf{f}(\mathbf{y}(\mathbf{r} - \mathbf{s}_1), \dots, \mathbf{x}(\mathbf{r}), \theta) + \sum_{p=1}^P \mathbf{G}_p(\mathbf{r})\mathbf{y}(\mathbf{r} - \mathbf{s}_p) \quad (2)$$

$$\mathbf{y}(\mathbf{r}) = L_{\mathbf{G}}^{-1} \left[\mathbf{f}(\mathbf{y}(\mathbf{r} - \mathbf{s}_1), \dots, \mathbf{x}(\mathbf{r}), \theta) + \sum_{p=1}^P \mathbf{G}_p(\mathbf{r})\mathbf{y}(\mathbf{r} - \mathbf{s}_p) \right] \quad (3)$$

The left hand side of equation 2 is a linear equation with respect to \mathbf{y} , which can be solved more easily than solving the non-linear equation in most cases. In equation 3, we introduce the notation $L_{\mathbf{G}}^{-1}[\cdot]$ as a linear operator that solves the linear operator on the left-hand side of equation 2 with some given boundary conditions.

Equation 3 can be seen as a fixed-point iteration problem, i.e., given an initial guess $\mathbf{y}^{(0)}(\mathbf{r})$, we can iteratively compute the right hand side of the equation until it converges. To analyze the convergence near the true solution, let’s denote the value of \mathbf{y} at i -th iteration as $\mathbf{y}^{(i)}(\mathbf{r}) = \mathbf{y}^*(\mathbf{r}) + \delta\mathbf{y}^{(i)}(\mathbf{r})$ with $\mathbf{y}^*(\mathbf{r})$ as the true solution that satisfies equation 3. Putting $\mathbf{y}^{(i)}$ into equation 3 to get $\mathbf{y}^{(i+1)}$, and performing Taylor expansion up to the first order, we obtain

$$\delta\mathbf{y}^{(i+1)}(\mathbf{r}) = L_{\mathbf{G}}^{-1} \left[\sum_{p=1}^P [\mathbf{J}_{p\mathbf{f}} + \mathbf{G}_p(\mathbf{r})] \delta\mathbf{y}^{(i)}(\mathbf{r} - \mathbf{s}_p) + O(\delta\mathbf{y}^2) \right] \quad (4)$$

where $\mathbf{J}_{p\mathbf{f}}$ is the Jacobian matrix of \mathbf{f} with respect to its p -th parameters. From the equation above, the first order term of $\delta\mathbf{y}^{(i+1)}$ can be made 0 by choosing

$$\mathbf{G}_p(\mathbf{r}) = -\mathbf{J}_{p\mathbf{f}}(\mathbf{y}(\mathbf{r} - \mathbf{s}_1), \dots, \mathbf{y}(\mathbf{r} - \mathbf{s}_P), \mathbf{x}(\mathbf{r}), \theta). \quad (5)$$

It shows that the fastest convergence around the solution can be achieved by choosing the matrix \mathbf{G}_p according to the equation above. It can also be shown that the iteration in equation 3 and equation 5 is equivalent to the realization of Newton’s method in Banach space, therefore offering a quadratic convergence. The details of the relationship can be found in Appendix A.1 and the proof of quadratic convergence can be seen in Appendix A.2.

Iterative process in equation 3 involves evaluating the function \mathbf{f} , its Jacobian, and matrix multiplications that can be parallelized in modern accelerators (such as GPU and TPU). If solving the linear

equation can be done in parallel, then the whole iteration process can take advantage of parallel computing. Another advantage of solving non-linear differential equations as a fixed point iteration problem in the deep learning context is that the solution from the previous training step can be used as the initial guess for the next training step if it fits in the memory. Better initial guess can lower the number of iterations required to find the solution of the non-linear DE.

3.1.1 DERIVATIVES

To utilize the framework above in deep learning context, we need to know how to calculate the forward and backward derivatives. For the forward derivative, we would like to know how much \mathbf{y} is perturbed (denoted as $\delta\mathbf{y}$) if the parameter θ is slightly perturbed by $\delta\theta$. By applying the Taylor series expansion to the first order to equation 1 and using $\mathbf{G}_p(\mathbf{r})$ as in equation 5, we obtain

$$\delta\mathbf{y} = L_{\mathbf{G}}^{-1} \left[\frac{\partial \mathbf{f}}{\partial \theta}(\mathbf{y}(\mathbf{r} - \mathbf{s}_1), \dots, \mathbf{y}(\mathbf{r} - \mathbf{s}_P), \mathbf{x}(\mathbf{r}), \theta) \delta\theta \right]. \quad (6)$$

The equation above means that to compute $\delta\mathbf{y}$, one can compute the forward derivative of the outputs of \mathbf{f} from $\delta\theta$ (denoted as $\delta\mathbf{f}$), then execute the inverse linear operator $L_{\mathbf{G}}^{-1}$ on $\delta\mathbf{f}$.

For the backward derivative, the objective is to obtain the gradient of a loss function \mathcal{L} with respect to the parameter, $\partial\mathcal{L}/\partial\theta$, given the gradient of the loss function to the output signal, $\partial\mathcal{L}/\partial\mathbf{y}$. To obtain the backward derivative, we write

$$\frac{\partial\mathcal{L}}{\partial\theta} = \frac{\partial\mathcal{L}}{\partial\mathbf{y}} \frac{\partial\mathbf{y}}{\partial\theta} = \left(\left(\frac{\partial\mathcal{L}}{\partial\mathbf{y}} L_{\mathbf{G}}^{-1} \right) \frac{\partial\mathbf{f}}{\partial\theta}(\mathbf{y}(\mathbf{r} - \mathbf{s}_1), \dots, \mathbf{y}(\mathbf{r} - \mathbf{s}_P), \mathbf{x}(\mathbf{r}), \theta) \right). \quad (7)$$

Note that the order of evaluation in computing the backward gradient should follow the brackets in the equation above. In contrast to equations 3 and 6, the linear operator $L_{\mathbf{G}}^{-1}$ is operated to the left in the innermost bracket in equation 7. This is known as the dual operator of $L_{\mathbf{G}}^{-1}$ and in practice can be evaluated by applying the vector-Jacobian product of the linear operator $L_{\mathbf{G}}^{-1}[\cdot]$. The results of the dual operator in the innermost bracket are then followed by vector-Jacobian product of the function \mathbf{f} . The forward and backward derivatives for \mathbf{x} are similar to the expressions for θ . Just substitute the differential with respect to θ into the differential with respect to \mathbf{x} .

The forward and backward gradient computations involve only one operation of $L_{\mathbf{G}}^{-1}$, in contrast to the forward evaluation that requires multiple iterations of $L_{\mathbf{G}}^{-1}$ evaluations. This allows the gradient computations to be evaluated more quickly than the forward evaluation. Moreover, the trade-off between memory and speed can be made in the gradient computations. If one wants to gain the speed, the matrix \mathbf{G} from the forward evaluation can be saved to be used in the gradient computation. Otherwise, the matrix \mathbf{G} can be recomputed in the gradient computation to save memory.

The gradient equations above apply even if the forward evaluation does not follow the algorithm in the previous subsection. For example, if equation 3 does not converge and forward evaluation is done differently (e.g., sequentially for RNN), the backward gradient can still be computed according to equation 7. This might still provide some acceleration during the training.

3.2 PRACTICAL IMPLEMENTATION

Equation 1 has a very general form that can capture ordinary differential equations (ODEs), most partial differential equations (PDEs), and even discrete difference equations. To apply DEER framework in equation 3 to a problem, there are several steps that need to be followed. The first step is to recast the problem into equation 1 to define the variable \mathbf{y} , the linear operator $L[\cdot]$, and the non-linear function $\mathbf{f}(\cdot)$. The second step is to implement what we call the shifter function. The shifter function takes the whole discretized values of $\mathbf{y}(\mathbf{r})$ and returns a list of the values of \mathbf{y} at the shifted positions, i.e. $\mathbf{y}(\mathbf{r} - \mathbf{s}_p)$ for $p = \{1, \dots, P\}$. The shifter function might need some additional information such as the initial or boundary conditions. The output of the shifter function will be the input to the non-linear function. The next step, and usually the hardest step, is to implement the inverse operator $L_{\mathbf{G}}^{-1}[\mathbf{h}]$ given the list of matrices \mathbf{G}_p and the vector values \mathbf{h} discretized at some points. The inverse operator $L_{\mathbf{G}}^{-1}[\mathbf{h}]$ might also need the information on the boundary conditions.

Once everything is defined, iterating equation 3 can be implemented following algorithm 1 or following the code in appendix B.1. The Jacobian matrix in equation 5 can be calculated using automatic differentiation packages (Paszke et al., 2017; Frostig et al., 2018).

Algorithm 1 DEER forward algorithm

Require: the variable \mathbf{y} , the non-linear function $\mathbf{f}(\cdot)$,
Require: the shifter function $\text{shifter}(\cdot)$, the inverse linear operator $L_{\mathbf{G}}^{-1}[\cdot]$,
Require: the boundary conditions \mathbf{y}_b , the initial guess $\mathbf{y}^{(0)}$, external inputs \mathbf{x} , parameters θ .
for $i = \{0, \dots, \text{max_iter}\}$ **do**
 $\mathbf{y}_p \leftarrow \text{shifter}(\mathbf{y}^{(i)}; \mathbf{y}_b)$
 $\mathbf{v} \leftarrow \mathbf{f}(\{\mathbf{y}_p\}, \mathbf{x}, \theta)$
 $\mathbf{G}_p \leftarrow -\partial \mathbf{v} / \partial \mathbf{y}_p$
 $\mathbf{h} \leftarrow \mathbf{v} + \sum_p \mathbf{G}_p \mathbf{y}_p$
 $\mathbf{y}^{(i+1)} \leftarrow L_{\{\mathbf{G}_p\}}^{-1}[\mathbf{h}; \mathbf{y}_b]$
 if converged **then break**
end for
return $\mathbf{y}^{(i+1)}$

DEER framework can be applied to any differential or difference equations as long as the requirements in the algorithm 1 can be provided. This includes ordinary differential equations, discrete sequential models, and even partial differential equations (see Appendix A.3). To keep focused, we only present the application of DEER in parallelizing ODE and discrete sequential models.

3.3 PARALLELIZING ORDINARY DIFFERENTIAL EQUATION (ODE)

An ODE typically takes the form of $d\mathbf{y}/dt = \mathbf{f}(\mathbf{y}(t), \mathbf{x}(t), \theta)$ where the initial condition $\mathbf{y}(0)$ is given. The ODE form above can be represented by equation 1 with $\mathbf{r} = t$, $L = d/dt$, $P = 1$, and $\mathbf{s}_1 = 0$. This means that the operator $L_{\mathbf{G}}^{-1}$ in ODE is equivalent to solving the linear equation below given the initial condition $\mathbf{y}(0)$,

$$\frac{d\mathbf{y}}{dt}(t) + \mathbf{G}(t)\mathbf{y}(t) = \mathbf{z}(t) \iff \mathbf{y}(t) = L_{\mathbf{G}}^{-1}[\mathbf{z}(t)]. \quad (8)$$

Assuming that $\mathbf{G}(t)$ and $\mathbf{z}(t)$ are constants between $t = t_i$ and $t = t_{i+1}$ as \mathbf{G}_i and \mathbf{z}_i respectively, we can write the relations between $\mathbf{y}_{i+1} = \mathbf{y}(t_{i+1})$ and $\mathbf{y}_i = \mathbf{y}(t_i)$ as

$$\mathbf{y}_{i+1} = \bar{\mathbf{G}}_i \mathbf{y}_i + \bar{\mathbf{z}}_i \quad (9)$$

with

$$\bar{\mathbf{G}}_i = \exp(-\mathbf{G}_i \Delta_i) \quad \bar{\mathbf{z}}_i = \mathbf{G}_i^{-1}(\mathbf{I} - \bar{\mathbf{G}}_i)\mathbf{z}_i \quad (10)$$

where $\Delta_i = t_{i+1} - t_i$, \mathbf{I} is the identity matrix, and $\exp(\cdot)$ is the matrix exponential. Equation 9 can be evaluated using the parallel prefix scan algorithm as described in Blelloch (1990) and Smith et al. (2022). Specifically, first we define a pair of variables $c_{i+1} = (\bar{\mathbf{G}}_i | \bar{\mathbf{z}}_i)$ for every discrete time point t_i , the initial values $c_0 = (\mathbf{I} | \mathbf{y}_0)$, and an associative operator,

$$c_{i+1} \bullet c_{j+1} = (\bar{\mathbf{G}}_j \bar{\mathbf{G}}_i | \bar{\mathbf{G}}_j \bar{\mathbf{z}}_i + \bar{\mathbf{z}}_j). \quad (11)$$

Given the initial value of c_0 and the associative operator above, we can run the associative scan in parallel to get the cumulative value of the operator above. The solution \mathbf{y}_i can be taken from the second element of the results of the parallel scan operator.

On the implementation note, we can reduce the computational error by taking the \mathbf{G}_i and \mathbf{z}_i as the mid-point value, i.e. $\mathbf{G}_i = \frac{1}{2}[\mathbf{G}(t_i) + \mathbf{G}(t_{i+1})]$ and $\mathbf{z}_i = \frac{1}{2}[\mathbf{z}(t_i) + \mathbf{z}(t_{i+1})]$. By taking the mid-point value, we can obtain the third order local truncation error $O(\Delta_i^3)$ instead of second order error using either the left or the right value, with only a small amount of additional computational expenses. The details can be seen in Appendix A.4.

3.4 PARALLELIZING RNN

Recurrent Neural Network (RNN) can be seen as a discretization of ODE. Having the input signal at index i as \mathbf{x}_i and the previous states \mathbf{y}_{i-1} , the current states can be written as $\mathbf{y}_i = \mathbf{f}(\mathbf{y}_{i-1}, \mathbf{x}_i, \theta)$.

This form can capture the common RNN units, such as LSTM (Hochreiter & Schmidhuber, 1997) and GRU (Cho et al., 2014). Also, the form can be written as equation 1 with $\mathbf{r} = i$, $L[\mathbf{y}] = \mathbf{y}$, $P = 1$ and $\mathbf{s}_1 = 1$. This means that the inverse linear operator can be calculated by solving the equation below, given the initial states \mathbf{y}_0 ,

$$\mathbf{y}_i + \mathbf{G}_i \mathbf{y}_{i-1} = \mathbf{z}_i \iff \mathbf{y}_{1...T} = L_{\mathbf{G}}^{-1}[\mathbf{z}_{1...T}]. \quad (12)$$

Solving the equation above is equivalent to solving equation 9 from the previous subsection. It means that it can be parallelized by using the parallel prefix scan with the defined associative operator in equation 11.

3.5 COMPLEXITY AND LIMITATIONS

The algorithms for solving non-linear ODE and RNN in parallel are simply repeatedly evaluating equation 3 from an initial guess. However, the equation requires the explicit Jacobian matrix for each sequence element for each shift. If \mathbf{y} has n elements, L sampling points, and P shifted arguments, storing the Jacobian matrices requires $O(n^2 LP)$ memory. Also, the prefix scan for solving the linear differential equation requires matrix multiplication of matrices \mathbf{G}_p at different sampling points. This would introduce $O(n^3 LP)$ time complexity. As the algorithm has $O(n^2)$ memory complexity and $O(n^3)$ time complexity, this algorithm would offer significant acceleration for small number of n .

As the proposed method is a realization of Newton’s method in Banach space, it has the same limitations as Newton’s method. If the starting point is sufficiently far from the solution, the iteration might not converge. This problem might be addressed by using modified Newton’s method to achieve global convergence such as Nesterov & Polyak (2006) and Doikov & Nesterov (2023). However, we leave the use of globally-converged Newton’s method as the future work.

Parallelizing ODE and RNN both require parallelizing the evaluation of equations 9 and 12. Those equations can be parallelized using parallel prefix scan of a custom associative operation in equation 11. This is relatively straightforward using JAX’s `jax.lax.associative.scan` (Frostig et al., 2018) or TensorFlow’s `tfp.math.scan_associative` (Abadi, 2016). However, as of the time of writing this paper, this operation cannot be implemented easily using PyTorch (Paszke et al., 2017), another popular deep learning framework. As parallelizing ODE and RNN cannot be done in PyTorch (for now), we used JAX for our experiments in this paper as well as flax and equinox (Kidger & Garcia, 2021) for the neural networks.

4 EXPERIMENTS

4.1 PERFORMANCE BENCHMARKING

The first test is to compare the speed on evaluating an RNN using the presented DEER method against the common sequential method. Specifically, we’re using an untrained Gated Recurrent Unit (GRU) cell from flax.linen (a JAX neural network framework) using 32-bits floating points random inputs with 16 batch size, various number of dimensions (i.e., n), and various number of sequence lengths. The initial guess for DEER is all zeros for all the benchmark runs. The speed up on a V100 GPU obtained by the method presented in this paper is shown in figure 2.

The figure shows that the largest speed up is achieved on long sequence lengths with small number of dimensions. With 1M sequence length, 16 batch size, and $n = 1$, the sequential evaluation required 8.7 s while DEER method only took 15 ms, which translates to a speed up of over 500. However, the speed up decreases as the number of dimensions increases, where the speed up is only about 25% with 64 dimensions (64 hidden elements in GRU). This is due to the explicit computation of Jacobian matrix and the matrix multiplication that scales to $O(n^3)$.

The speed up for forward + gradient calculations is even greater than the speed up for forward evaluations only. With the same set up, the speed up for 1M sequence length with 1 dimension could be more than 1000 times faster. This is because the backward gradient calculations require only one evaluation of $L_{\mathbf{G}}^{-1}$ in equation 7 as opposed to multiple evaluations in forward calculations.

Table 2 in Appendix C.1 presents the tables of speed up for Figure 2 as well as speed up when using smaller batch sizes. Generally, the speed up increases with smaller batch size, where speed up of

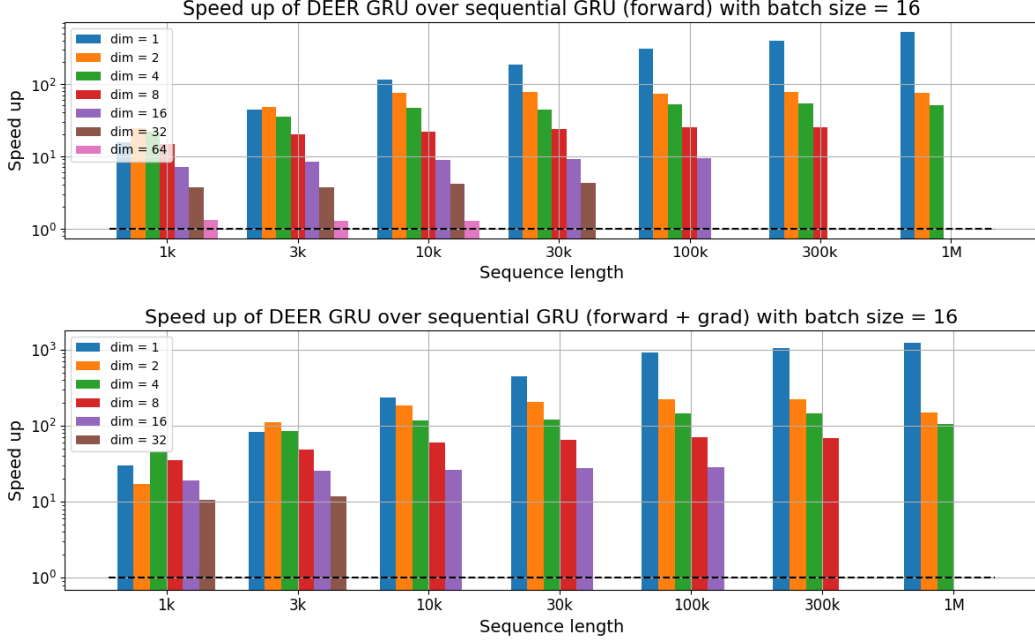


Figure 2: The speed up of GRU calculated using DEER method (this paper) vs commonly-used sequential method on a V100 GPU for (top) forward and (bottom) forward + gradient calculations. The missing data for large number of dimensions and sequence lengths is due to insufficient memory in the DEER method. The bar height represents the mean speed up over 5 different random seeds.

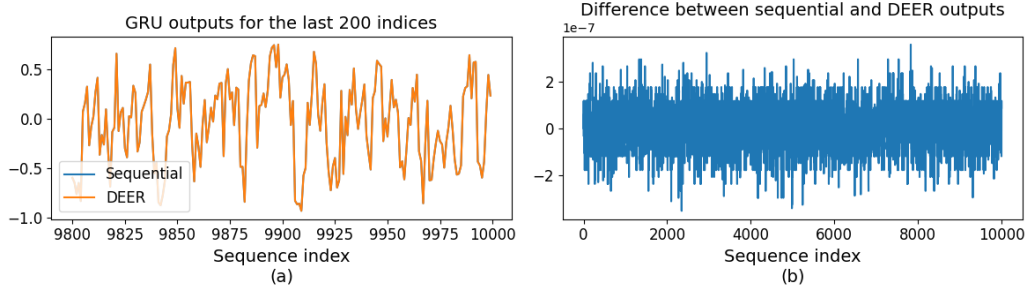


Figure 3: (a) The comparison between the outputs of GRU evaluated with sequential method vs DEER method. The line for sequential method output is almost not visible because overlaid by the output of DEER method. Only the last 200 indices are shown for clarity. (b) The difference between the outputs of sequential and DEER method for the whole 10k sample length.

above 2600 can be achieved with batch size 2. This means that with more devices, greater speed up can be achieved by having a distributed data parallel, effectively reducing the batch size per device.

Figure 3 shows the comparison between the output of GRU evaluated using sequential vs DEER method. The figure is generated using randomly initialized and untrained 1 layer of GRU using the same seed for both methods. There are 32 hidden elements in the GRU layer. The input to GRU is a Gaussian-random tensor with 10k sequence length and 32 dimensions. All calculations were done in single precision floating point numbers. From figure 3, we see that the output of GRU evaluated using DEER method is almost identical to the output obtained using the sequential method. The small error in figure 3(b) is due to numerical precision limits of the single precision floating point.

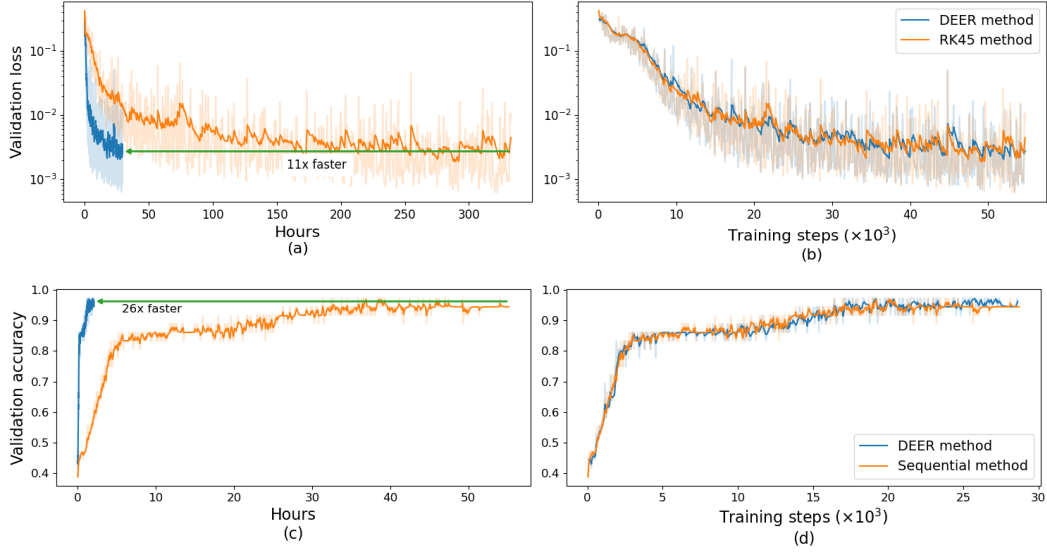


Figure 4: (Top) The validation losses of HNN with NeuralODE training using DEER method (shown in blue) vs RK45 method (in orange) as a function of (a) training hours and (b) training steps. (Bottom) The validation accuracy of RNN training using DEER method (blue) vs the sequential method (orange) as a function of (c) training hours and (d) training steps.

4.2 LEARNING PHYSICAL SYSTEMS WITH NEURALODE

We test the capability of DEER method in training a deep neural network model using a simple case from physics. Given the positions and velocities as a function of time of a two-body system interacting with gravitational force, we trained Hamiltonian Neural Networks (HNN) (Greydanus et al., 2019) to match the data. Note that this set up is different from the original HNN paper where they train the network to match the velocity + acceleration, given position + velocity at every point in time. In this case, only positions and velocities as a function of time are given and the network needs to solve the ODE to make a prediction. We use 10,000 time points sampled uniformly, whereas other works in this area typically only use less than 1,000 sampling points for the training (Matsubara & Yaguchi, 2022; Chen et al., 2019). There are 8 states in this case: x, y, v_x, v_y for each body. In order to speed up the training, we start from 20 time points at the beginning of the training and increase the number of time points by 20 every 50 training steps until it reaches 10k time points. We performed the training using ADAM optimizer (Kingma & Ba, 2014). The details of the setup can be seen in Appendix B.2.

The losses during the training using DEER method vs using RK45 (Atkinson, 1991) are shown in figure 4(a, b). We use the RK45 algorithm from JAX’s experimental feature. From the figure, it can be seen that the training can be 11 times faster when using DEER method presented in this paper than using the ordinary ODE solver without significant difference in the validation losses between the two methods. To achieve 55k training steps, DEER method only spent 1 day + 6 hours, while training with RK45 required about 2 weeks of training. The small difference of the validation losses between the two methods potentially comes from different methods in solving the ODE as well as from the numerical precision issue as shown in Figure 3(b).

4.3 TIME-SERIES CLASSIFICATION WITH RECURRENT NEURAL NETWORK (RNN)

Faster training enabled by DEER method allows us to use classical RNN architectures, such as Gated Recurrent Unit (GRU, Cho et al. (2014)), for problems with long time series. In this subsection, we trained a neural network that consists of GRUs to classify EigenWorms dataset (Brown et al., 2013) from UEA (Bagnall et al., 2018). Each entry in the dataset consists of 17,984 time samples. With the usual sequential method, the training would take a long time to complete due to the extremely

long sequence length, whereas the DEER method would save a significant amount of training time. The neural network consists of 5 layers of GRUs alternated with multi-layer perceptrons (MLPs) and layer norm (Ba et al., 2016). The network includes skip connections to improve the accuracy. The channel width of each GRU is 32. The details of the architecture and the training procedure can be found in Appendix B.3.

Figure 4(c)-(d) shows the comparison of validation accuracy during the training of the GRU network using DEER method vs the common sequential method. From the figure, we can see that the validation accuracy plot when using DEER is similar to the validation plot obtained with the sequential method. The difference in the validation accuracy might be due to numerical precision issue as shown in Figure 3(b) that is accumulated at long sequence. However, the training using DEER is up to 26 times faster than the training using the sequential method. What would have taken more than 2 days to train using the common sequential method, only takes 2 hours using DEER method.

The classification results of the test dataset from EigenWorms for various methods are shown in Table 1. As we can see from the table, the network with GRUs can be as competitive as more modern methods (Morrill et al., 2021; Rusch & Mishra, 2021; Rusch et al., 2021) for this long time series dataset. The long training time of GRUs using the sequential method could be the main factor hindering the trial-and-error process of exploring GRU architectures for this dataset with long sequences. However, our DEER method enables much faster training of GRUs, facilitating iterative experimentation to identify optimal GRU architectures for long time series datasets.

Model	Accuracy (%)
ODE-RNN (folded), step: 128	47.9 ± 5.3
NCDE, step: 4	66.7 ± 11.8
NRDE (depth 3), step: 32	75.2 ± 3.0
NRDE (depth 2), step: 128	76.1 ± 5.9
NRDE (depth 2), step: 4	83.8 ± 3.0
UnICORNN (2 layers)	90.3 ± 3.0
LEM	92.3 ± 1.8
GRU (from this paper)	82.1 ± 5.5

Table 1: The classification accuracy of EigenWorms dataset for various methods, including folded ODE-RNN (Rubanova et al., 2019), Neural CDE (Kidger et al., 2020), Neural RDE (Morrill et al., 2021), UnICORNN (Rusch & Mishra, 2021), LEM (Rusch et al., 2021), and GRU. The mean and standard deviations of the accuracy were obtained from 3 times repetition with different seeds. The numbers of non-GRU methods were obtained from Morrill et al. (2021) and Rusch et al. (2021).

5 CONCLUSION

We introduced a method to parallelize the evaluation and training of inherently sequential models, such as ODE and RNN. Evaluations using our approach can be up to 3 orders of magnitude faster than traditional sequential methods when dealing with long sequences. When training sequential models with reasonable settings, our method can achieve over a 10-fold speed increase without significantly altering the results. However, there are drawbacks: our method exhibits cubic time complexity with respect to the number of dimensions and does not ensure global convergence. Despite its cubic complexity, our approach still facilitates acceleration on GPUs for a 64-dimensional variable with a batch size of 16. While our method successfully completed training for both a NeuralODE and an RNN in the provided cases, we acknowledge potential convergence challenges in different scenarios due to the lack of guaranteed global convergence. By having a technique to accelerate the training and evaluation of sequential models, we anticipate a hastened pace of research in this domain, potentially catalyzing the emergence of novel and interesting sequential models in the future.

REFERENCES

- Martín Abadi. Tensorflow: learning functions at scale. In *Proceedings of the 21st ACM SIGPLAN international conference on functional programming*, pp. 1–1, 2016.
- Kendall Atkinson. *An introduction to numerical analysis*. John wiley & sons, 1991.
- Jimmy Lei Ba, Jamie Ryan Kiros, and Geoffrey E Hinton. Layer normalization. *arXiv preprint arXiv:1607.06450*, 2016.

- Anthony Bagnall, Hoang Anh Dau, Jason Lines, Michael Flynn, James Large, Aaron Bostrom, Paul Southam, and Eamonn Keogh. The uea multivariate time series classification archive, 2018. *arXiv preprint arXiv:1811.00075*, 2018.
- Dzmitry Bahdanau, Kyunghyun Cho, and Yoshua Bengio. Neural machine translation by jointly learning to align and translate. *arXiv preprint arXiv:1409.0473*, 2014.
- Shaojie Bai, J Zico Kolter, and Vladlen Koltun. Deep equilibrium models. *Advances in Neural Information Processing Systems*, 32, 2019.
- Shaojie Bai, Vladlen Koltun, and J Zico Kolter. Multiscale deep equilibrium models. *Advances in Neural Information Processing Systems*, 33:5238–5250, 2020.
- Shaojie Bai, Vladlen Koltun, and J Zico Kolter. Neural deep equilibrium solvers. In *International Conference on Learning Representations*, 2021.
- Heli Ben-Hamu, Samuel Cohen, Joey Bose, Brandon Amos, Maximillian Nickel, Aditya Grover, Ricky TQ Chen, and Yaron Lipman. Matching normalizing flows and probability paths on manifolds. In *International Conference on Machine Learning*, pp. 1749–1763. PMLR, 2022.
- Guy E Blelloch. Prefix sums and their applications. 1990.
- André EX Brown, Eviatar I Yemini, Laura J Grundy, Tadas Jucikas, and William R Schafer. A dictionary of behavioral motifs reveals clusters of genes affecting *caenorhabditis elegans* locomotion. *Proceedings of the National Academy of Sciences*, 110(2):791–796, 2013.
- Ricky TQ Chen, Yulia Rubanova, Jesse Bettencourt, and David K Duvenaud. Neural ordinary differential equations. *Advances in neural information processing systems*, 31, 2018.
- Zhengdao Chen, Jianyu Zhang, Martin Arjovsky, and Léon Bottou. Symplectic recurrent neural networks. In *International Conference on Learning Representations*, 2019.
- Kyunghyun Cho, Bart Van Merriënboer, Dzmitry Bahdanau, and Yoshua Bengio. On the properties of neural machine translation: Encoder-decoder approaches. *arXiv preprint arXiv:1409.1259*, 2014.
- Nikita Doikov and Yurii Nesterov. Gradient regularization of newton method with bregman distances. *Mathematical Programming*, pp. 1–25, 2023.
- Roy Frostig, Matthew James Johnson, and Chris Leary. Compiling machine learning programs via high-level tracing. *Systems for Machine Learning*, 4(9), 2018.
- Martin J Gander and Stefan Vandewalle. Analysis of the parareal time-parallel time-integration method. *SIAM Journal on Scientific Computing*, 29(2):556–578, 2007.
- Will Grathwohl, Ricky TQ Chen, Jesse Bettencourt, Ilya Sutskever, and David Duvenaud. Ffjord: Free-form continuous dynamics for scalable reversible generative models. In *International Conference on Learning Representations*, 2018.
- Samuel Greydanus, Misko Dzamba, and Jason Yosinski. Hamiltonian neural networks. *Advances in neural information processing systems*, 32, 2019.
- Sepp Hochreiter and Jürgen Schmidhuber. Long short-term memory. *Neural computation*, 9(8): 1735–1780, 1997.
- Sara Hooker. The hardware lottery. *Communications of the ACM*, 64(12):58–65, 2021.
- Feiqing Huang, Kexin Lu, CAI Yuxi, Zhen Qin, Yanwen Fang, Guangjian Tian, and Guodong Li. Encoding recurrence into transformers. In *The Eleventh International Conference on Learning Representations*, 2022.
- Zhichun Huang, Shaojie Bai, and J Zico Kolter. Implicit²: Implicit layers for implicit representations. *Advances in Neural Information Processing Systems*, 34:9639–9650, 2021.
- Carl T Kelley. *Iterative methods for linear and nonlinear equations*. SIAM, 1995.

- Patrick Kidger and Cristian Garcia. Equinox: neural networks in JAX via callable PyTrees and filtered transformations. *Differentiable Programming workshop at Neural Information Processing Systems 2021*, 2021.
- Patrick Kidger, James Morrill, James Foster, and Terry Lyons. Neural controlled differential equations for irregular time series. *Advances in Neural Information Processing Systems*, 33:6696–6707, 2020.
- Martin Kiehl. Parallel multiple shooting for the solution of initial value problems. *Parallel computing*, 20(3):275–295, 1994.
- Diederik P Kingma and Jimmy Ba. Adam: A method for stochastic optimization. *arXiv preprint arXiv:1412.6980*, 2014.
- Tao Lei, Yu Zhang, Sida I Wang, Hui Dai, and Yoav Artzi. Simple recurrent units for highly parallelizable recurrence. *arXiv preprint arXiv:1709.02755*, 2017.
- Yaron Lipman, Ricky TQ Chen, Heli Ben-Hamu, Maximilian Nickel, and Matthew Le. Flow matching for generative modeling. In *The Eleventh International Conference on Learning Representations*, 2022.
- Juncheng Liu, Bryan Hooi, Kenji Kawaguchi, and Xiaokui Xiao. Mgnni: Multiscale graph neural networks with implicit layers. *Advances in Neural Information Processing Systems*, 35:21358–21370, 2022.
- Yi Luo, Zhuo Chen, and Takuya Yoshioka. Dual-path rnn: efficient long sequence modeling for time-domain single-channel speech separation. In *ICASSP 2020-2020 IEEE International Conference on Acoustics, Speech and Signal Processing (ICASSP)*, pp. 46–50. IEEE, 2020.
- Eric Martin and Chris Cundy. Parallelizing linear recurrent neural nets over sequence length. In *International Conference on Learning Representations*, 2018.
- Stefano Massaroli, Michael Poli, Sho Sonoda, Taiji Suzuki, Jinkyoo Park, Atsushi Yamashita, and Hajime Asama. Differentiable multiple shooting layers. *Advances in Neural Information Processing Systems*, 34:16532–16544, 2021.
- Takashi Matsubara and Takaharu Yaguchi. Finde: Neural differential equations for finding and preserving invariant quantities. In *The Eleventh International Conference on Learning Representations*, 2022.
- James Morrill, Cristopher Salvi, Patrick Kidger, and James Foster. Neural rough differential equations for long time series. In *International Conference on Machine Learning*, pp. 7829–7838. PMLR, 2021.
- Yurii Nesterov and Boris T Polyak. Cubic regularization of newton method and its global performance. *Mathematical Programming*, 108(1):177–205, 2006.
- Antonio Orvieto, Samuel L Smith, Albert Gu, Anushan Fernando, Caglar Gulcehre, Razvan Pascanu, and Soham De. Resurrecting recurrent neural networks for long sequences. *arXiv preprint arXiv:2303.06349*, 2023.
- Adam Paszke, Sam Gross, Soumith Chintala, Gregory Chanan, Edward Yang, Zachary DeVito, Zeming Lin, Alban Desmaison, Luca Antiga, and Adam Lerer. Automatic differentiation in pytorch. 2017.
- Noam Rozen, Aditya Grover, Maximilian Nickel, and Yaron Lipman. Moser flow: Divergence-based generative modeling on manifolds. *Advances in Neural Information Processing Systems*, 34:17669–17680, 2021.
- Yulia Rubanova, Ricky TQ Chen, and David K Duvenaud. Latent ordinary differential equations for irregularly-sampled time series. *Advances in neural information processing systems*, 32, 2019.
- T Konstantin Rusch and Siddhartha Mishra. Unicornn: A recurrent model for learning very long time dependencies. In *International Conference on Machine Learning*, pp. 9168–9178. PMLR, 2021.

- T Konstantin Rusch, Siddhartha Mishra, N Benjamin Erichson, and Michael W Mahoney. Long expressive memory for sequence modeling. *arXiv preprint arXiv:2110.04744*, 2021.
- Andy Shih, Suneel Belkhale, Stefano Ermon, Dorsa Sadigh, and Nima Anari. Parallel sampling of diffusion models. *arXiv preprint arXiv:2305.16317*, 2023.
- Jimmy TH Smith, Andrew Warrington, and Scott W Linderman. Simplified state space layers for sequence modeling. *arXiv preprint arXiv:2208.04933*, 2022.
- Ashish Vaswani, Noam Shazeer, Niki Parmar, Jakob Uszkoreit, Llion Jones, Aidan N Gomez, Łukasz Kaiser, and Illia Polosukhin. Attention is all you need. *Advances in neural information processing systems*, 30, 2017.
- Zhengxiong Wang and Anton Ragni. Approximate fixed-points in recurrent neural networks. *arXiv preprint arXiv:2106.02417*, 2021.

A THEORETICAL RESULTS

A.1 RELATION TO NEWTON'S METHOD

The main method presented in this paper is basically a realization of Newton's method in Banach space. Finding the root of functional $\mathbf{q}(\mathbf{y}) = \mathbf{0}$ can be done by performing the Newton's method iteration $\mathbf{y}^{(i+1)} = \mathbf{y}^{(i)} - [D\mathbf{q}(\mathbf{y}^{(i)})]^{-1}\mathbf{q}(\mathbf{y}^{(i)})$ where $D\mathbf{q}$ is the Fréchet derivative of \mathbf{q} . In equation 1, the function $\mathbf{q}(\mathbf{y})$ is given by $\mathbf{q}(\mathbf{y}(\mathbf{r})) = L[\mathbf{y}(\mathbf{r})] - \mathbf{f}(\mathbf{y}(\mathbf{r} - \mathbf{s}_1), \dots, \mathbf{x}(\mathbf{r}), \theta)$. Therefore, the Fréchet derivative of functional \mathbf{q} operated on a function $\mathbf{h}(\mathbf{r})$ is given by

$$D\mathbf{q}(\mathbf{y})[\mathbf{h}(\mathbf{r})] = L[\mathbf{h}(\mathbf{r})] - \sum_{p=1}^P \mathbf{J}_{pf} \mathbf{h}(\mathbf{r} - \mathbf{s}_p). \quad (13)$$

Therefore, the Newton's method iteration to find the root of functional $\mathbf{q}(\mathbf{y}) = \mathbf{0}$ is

$$\mathbf{y}^{(i+1)} = \mathbf{y}^{(i)} - (D\mathbf{q}(\mathbf{y}))^{-1} [L[\mathbf{y}^{(i)}] - \mathbf{f}(\mathbf{y}^{(i)}(\mathbf{r} - \mathbf{s}_1), \dots, \mathbf{x}(\mathbf{r}), \theta)]. \quad (14)$$

The inverse Fréchet derivative terms can be computed by solving the equation below for $\mathbf{y}^{(i)} - \mathbf{y}^{(i+1)}$,

$$D\mathbf{q}(\mathbf{y}) [\mathbf{y}^{(i)} - \mathbf{y}^{(i+1)}] = L[\mathbf{y}^{(i)}] - \mathbf{f}(\mathbf{y}^{(i)}(\mathbf{r} - \mathbf{s}_1), \dots, \mathbf{x}(\mathbf{r}), \theta) \quad (15)$$

Expanding $D\mathbf{q}(\mathbf{y})$ from equation 13 on $\mathbf{y}^{(i)}$, we obtain

$$D\mathbf{q}(\mathbf{y})[\mathbf{y}^{(i+1)}] = \mathbf{f}(\mathbf{y}^{(i)}(\mathbf{r} - \mathbf{s}_1), \dots, \mathbf{x}(\mathbf{r}), \theta) - \sum_{p=1}^P \mathbf{J}_{pf} \mathbf{y}^{(i)}(\mathbf{r} - \mathbf{s}_p) \quad (16)$$

Solving for $\mathbf{y}^{(i+1)}$ on the equation above will produce the equation 3, showing that equation 3 is just a realization of Newton's method in solving equation 1.

A.2 PROOF OF QUADRATIC CONVERGENCE OF DEER ITERATION

This proof is inspired by standard results on the order of convergence of Newton's method and follows the argument of Kelley (1995), §§4 and 5.1. Throughout, we will make repeated use of the Cauchy-Schwarz (CS) and triangle (T) inequalities.

We employ the standard Euclidean norm on \mathbb{R}^n ,

$$\|\mathbf{y}\| := \sqrt{\mathbf{y} \cdot \mathbf{y}} = \sqrt{y_1^2 + \dots + y_n^2}, \quad \mathbf{y} = (y_1, \dots, y_n)^T \in \mathbb{R}^n, \quad (17)$$

and the induced operator norm on $\mathbb{R}^{n \times n}$,

$$\|\mathbf{A}\| := \sup\{\|\mathbf{A}\mathbf{y}\|, \|\mathbf{y}\| = 1, \mathbf{A} \in \mathbb{R}^{n \times n}, \mathbf{y} \in \mathbb{R}^n\}. \quad (18)$$

Note that the Fréchet derivative $D\mathbf{q}(\mathbf{y}) \in \mathbb{R}^{n \times n}$.

We denote the value of \mathbf{y} at the i th iteration as $\mathbf{y}^{(i)}(\mathbf{r}) = \mathbf{y}^*(\mathbf{r}) + \delta\mathbf{y}^{(i)}(\mathbf{r})$, where \mathbf{y}^* exactly satisfies equation 3. Following on from A.1, we assume that $D\mathbf{q}(\mathbf{y})$ is Lipschitz continuous with Lipschitz constant γ , i.e.:

$$\|D\mathbf{q}(\mathbf{y}) - D\mathbf{q}(\mathbf{z})\| \leq \gamma \|\mathbf{y} - \mathbf{z}\| \quad \forall \mathbf{y}, \mathbf{z} \in \mathbb{R}^n. \quad (19)$$

Consider the operators $\mathbf{A} = D\mathbf{q}(\mathbf{y})$ and $\mathbf{B} = D\mathbf{q}(\mathbf{y}^*)$. We assume that both are invertible and that $\|\mathbf{I} - \mathbf{B}^{-1}\mathbf{A}\| < 1$:

$$\begin{aligned} \mathbf{A}^{-1}\mathbf{B} &= (\mathbf{I} - (\mathbf{I} - \mathbf{B}^{-1}\mathbf{A}))^{-1} \\ &= \sum_{n=0}^{\infty} (\mathbf{I} - \mathbf{B}^{-1}\mathbf{A})^n \quad (\text{Neumann series for matrix inverse}). \end{aligned} \quad (20)$$

Post-multiplying by \mathbf{B}^{-1} and taking norms:

$$\begin{aligned}
\|\mathbf{A}^{-1}\| &= \left\| \left(\sum_{n=0}^{\infty} (\mathbf{I} - \mathbf{B}^{-1}\mathbf{A})^n \right) \mathbf{B}^{-1} \right\| \\
&\stackrel{(CS)}{\leq} \left\| \sum_{n=0}^{\infty} (\mathbf{I} - \mathbf{B}^{-1}\mathbf{A})^n \right\| \|\mathbf{B}^{-1}\| \\
&\stackrel{(T)}{\leq} \left(\sum_{n=0}^{\infty} \left\| (\mathbf{I} - \mathbf{B}^{-1}\mathbf{A})^n \right\| \right) \|\mathbf{B}^{-1}\| \\
&\stackrel{(CS)}{\leq} \left(\sum_{n=0}^{\infty} \|\mathbf{I} - \mathbf{B}^{-1}\mathbf{A}\|^n \right) \|\mathbf{B}^{-1}\| \\
&= \frac{\|\mathbf{B}^{-1}\|}{1 - \|\mathbf{I} - \mathbf{B}^{-1}\mathbf{A}\|} \\
\|[D\mathbf{q}(\mathbf{y})]^{-1}\| &\leq \frac{\|[D\mathbf{q}(\mathbf{y}^*)]^{-1}\|}{1 - \|\mathbf{I} - [D\mathbf{q}(\mathbf{y}^*)]^{-1}D\mathbf{q}(\mathbf{y})\|}.
\end{aligned} \tag{21}$$

We denote the ball of radius ϵ as $\mathcal{B}(\epsilon) = \{\mathbf{y} \mid \|\delta\mathbf{y}\| < \epsilon\}$, where $\delta\mathbf{y} = \mathbf{y} - \mathbf{y}^*$.

$$\begin{aligned}
\|\mathbf{I} - [D\mathbf{q}(\mathbf{y}^*)]^{-1}D\mathbf{q}(\mathbf{y})\| &= \|[D\mathbf{q}(\mathbf{y}^*)]^{-1} (D\mathbf{q}(\mathbf{y}^*) - D\mathbf{q}(\mathbf{y}))\| \\
&\stackrel{(CS)}{\leq} \|[D\mathbf{q}(\mathbf{y}^*)]^{-1}\| \|D\mathbf{q}(\mathbf{y}^*) - D\mathbf{q}(\mathbf{y})\| \\
&\stackrel{(19)}{\leq} \|[D\mathbf{q}(\mathbf{y}^*)]^{-1}\| \gamma \|\mathbf{y}^* - \mathbf{y}\| \\
&= \gamma \|\delta\mathbf{y}\| \|[D\mathbf{q}(\mathbf{y}^*)]^{-1}\|
\end{aligned} \tag{22}$$

Let $0 < \epsilon < (2\gamma \|[D\mathbf{q}(\mathbf{y}^*)]^{-1}\|)^{-1}$. Then $\forall \mathbf{y} \in \mathcal{B}(\epsilon)$:

$$\begin{aligned}
\|\mathbf{I} - [D\mathbf{q}(\mathbf{y}^*)]^{-1}D\mathbf{q}(\mathbf{y})\| &\leq \gamma \|\delta\mathbf{y}\| \|[D\mathbf{q}(\mathbf{y}^*)]^{-1}\| \\
&\leq \gamma \epsilon \|[D\mathbf{q}(\mathbf{y}^*)]^{-1}\| \\
&< \frac{1}{2}.
\end{aligned} \tag{23}$$

This means that

$$\|[D\mathbf{q}(\mathbf{y})]^{-1}\| \leq 2\|[D\mathbf{q}(\mathbf{y}^*)]^{-1}\|. \tag{24}$$

The fundamental theorem of calculus can be expressed as:

$$\begin{aligned}
\mathbf{q}(\mathbf{y}) - \mathbf{q}(\mathbf{y}^*) &= \int_0^1 D\mathbf{q}(\mathbf{y}^* + \lambda(\mathbf{y} - \mathbf{y}^*)) (\mathbf{y} - \mathbf{y}^*) d\lambda \\
\mathbf{q}(\mathbf{y}) &= \int_0^1 D\mathbf{q}(\mathbf{y}^* + \lambda\delta\mathbf{y}) \delta\mathbf{y} d\lambda.
\end{aligned} \tag{25}$$

Therefore,

$$\begin{aligned}
\delta\mathbf{y}^{(i+1)} &= \delta\mathbf{y}^{(i)} - [D\mathbf{q}(\mathbf{y}^{(i)})]^{-1}\mathbf{q}(\mathbf{y}^{(i)}) \\
&= \delta\mathbf{y}^{(i)} - [D\mathbf{q}(\mathbf{y}^{(i)})]^{-1} \int_0^1 D\mathbf{q}(\mathbf{y}^* + \lambda\delta\mathbf{y}^{(i)}) \delta\mathbf{y}^{(i)} d\lambda \\
&= [D\mathbf{q}(\mathbf{y}^{(i)})]^{-1} \int_0^1 (D\mathbf{q}(\mathbf{y}^{(i)}) - D\mathbf{q}(\mathbf{y}^* + \lambda\delta\mathbf{y}^{(i)})) \delta\mathbf{y}^{(i)} d\lambda.
\end{aligned} \tag{26}$$

Let $\mathbf{y}^{(i)} \in \mathcal{B}(\epsilon)$. Then:

$$\begin{aligned}
\|\delta\mathbf{y}^{(i+1)}\| &= \left\| [D\mathbf{q}(\mathbf{y}^{(i)})]^{-1} \int_0^1 \left(D\mathbf{q}(\mathbf{y}^{(i)}) - D\mathbf{q}(\mathbf{y}^* + \lambda\delta\mathbf{y}^{(i)}) \right) \delta\mathbf{y}^{(i)} d\lambda \right\| \\
&\stackrel{(CS)}{\leq} \left\| [D\mathbf{q}(\mathbf{y}^{(i)})]^{-1} \right\| \left\| \int_0^1 \left(D\mathbf{q}(\mathbf{y}^{(i)}) - D\mathbf{q}(\mathbf{y}^* + \lambda\delta\mathbf{y}^{(i)}) \right) \delta\mathbf{y}^{(i)} d\lambda \right\| \\
&\stackrel{(24)}{\leq} 2 \left\| [D\mathbf{q}(\mathbf{y}^*)]^{-1} \right\| \left\| \int_0^1 \left(D\mathbf{q}(\mathbf{y}^{(i)}) - D\mathbf{q}(\mathbf{y}^* + \lambda\delta\mathbf{y}^{(i)}) \right) \delta\mathbf{y}^{(i)} d\lambda \right\| \\
&\stackrel{(T)}{\leq} 2 \left\| [D\mathbf{q}(\mathbf{y}^*)]^{-1} \right\| \int_0^1 \left\| \left(D\mathbf{q}(\mathbf{y}^{(i)}) - D\mathbf{q}(\mathbf{y}^* + \lambda\delta\mathbf{y}^{(i)}) \right) \delta\mathbf{y}^{(i)} \right\| d\lambda \\
&\stackrel{(CS)}{\leq} 2 \left\| [D\mathbf{q}(\mathbf{y}^*)]^{-1} \right\| \int_0^1 \left\| D\mathbf{q}(\mathbf{y}^{(i)}) - D\mathbf{q}(\mathbf{y}^* + \lambda\delta\mathbf{y}^{(i)}) \right\| d\lambda \|\delta\mathbf{y}^{(i)}\| \\
&\stackrel{(19)}{\leq} 2 \left\| [D\mathbf{q}(\mathbf{y}^*)]^{-1} \right\| \int_0^1 \gamma \left\| \mathbf{y}^{(i)} - (\mathbf{y}^* + \lambda\delta\mathbf{y}^{(i)}) \right\| d\lambda \|\delta\mathbf{y}^{(i)}\| \\
&= 2 \left\| [D\mathbf{q}(\mathbf{y}^*)]^{-1} \right\| \int_0^1 \gamma \left\| (1-\lambda)\delta\mathbf{y}^{(i)} \right\| d\lambda \|\delta\mathbf{y}^{(i)}\| \\
&\stackrel{(CS)}{\leq} 2 \left\| [D\mathbf{q}(\mathbf{y}^*)]^{-1} \right\| \int_0^1 \gamma \left\| 1-\lambda \right\| d\lambda \|\delta\mathbf{y}^{(i)}\|^2 \\
&= 2 \left\| [D\mathbf{q}(\mathbf{y}^*)]^{-1} \right\| \frac{\gamma}{2} \|\delta\mathbf{y}^{(i)}\|^2 \\
&= \gamma \left\| [D\mathbf{q}(\mathbf{y}^*)]^{-1} \right\| \|\delta\mathbf{y}^{(i)}\|^2.
\end{aligned} \tag{27}$$

So $\|\delta\mathbf{y}^{(i+1)}\|$ is bounded by $\|\delta\mathbf{y}^{(i)}\|^2$ with constant $\gamma \left\| [D\mathbf{q}(\mathbf{y}^*)]^{-1} \right\|$. For quadratic convergence, the norms of successive errors must decrease. If we shrink ϵ such that $\gamma\epsilon \left\| [D\mathbf{q}(\mathbf{y}^*)]^{-1} \right\| < 1$, then:

$$\begin{aligned}
\|\delta\mathbf{y}^{(i+1)}\| &\leq \gamma \left\| [D\mathbf{q}(\mathbf{y}^*)]^{-1} \right\| \|\delta\mathbf{y}^{(i)}\|^2 \\
&< \gamma\epsilon \left\| [D\mathbf{q}(\mathbf{y}^*)]^{-1} \right\| \|\delta\mathbf{y}^{(i)}\| \\
&< \|\delta\mathbf{y}^{(i)}\|
\end{aligned} \tag{28}$$

and the sequence therefore converges quadratically to \mathbf{y}^* . \square

A.3 APPLICATION TO PARTIAL DIFFERENTIAL EQUATIONS (PDES)

We have mentioned that equation 1 can be applied to Partial Differential Equations (PDEs). As this paper is concerning about Ordinary Differential Equations (ODEs) and discrete difference equation, we only present in this appendix the example of equation 1 in representing a simple PDE. Let's rewrite the equation 1 as a reminder,

$$L[\mathbf{y}(\mathbf{r})] = \mathbf{f}(\mathbf{y}(\mathbf{r} - \mathbf{s}_1), \dots, \mathbf{y}(\mathbf{r} - \mathbf{s}_P), \mathbf{x}(\mathbf{r}), \theta), \tag{29}$$

where $L[\cdot]$ is the linear operator, \mathbf{f} is the non-linear function, \mathbf{y} is the signal of interest, \mathbf{x} is the external signal, \mathbf{r} is the coordinate, θ is the parameters of \mathbf{f} , and \mathbf{s}_i is the shifted location.

We will take the Burgers' equation as an example. Burgers' equation can be written as

$$\frac{\partial u}{\partial t} + \frac{1}{2} \frac{\partial(u^2)}{\partial x} - \nu \frac{\partial^2 u}{\partial x^2} = 0 \tag{30}$$

where u is a function of x and t , $u(x, t)$. If we define $w = u^2$, we can write the Burgers' equation to be

$$\begin{pmatrix} \frac{\partial}{\partial t} - \nu \frac{\partial^2}{\partial x^2} & \frac{1}{2} \frac{\partial}{\partial x} \\ 0 & 1 \end{pmatrix} \begin{pmatrix} u \\ w \end{pmatrix} = \begin{pmatrix} 0 \\ u^2 \end{pmatrix}. \tag{31}$$

From the equation above, we can define the signal of interest $\mathbf{y} = (u, w)^T$, the coordinates $\mathbf{r} = (x, t)^T$, the non-linear function $\mathbf{f} = (0, u^2)^T$, and the linear operator

$$L = \begin{pmatrix} \frac{\partial}{\partial t} - \nu \frac{\partial^2}{\partial x^2} & \frac{1}{2} \frac{\partial}{\partial x} \\ 0 & 1 \end{pmatrix}. \tag{32}$$

Given the relations between the Burgers' equation and equation 1, we can analytically compute the \mathbf{G} matrix and the argument of $L_{\mathbf{G}}^{-1}$,

$$\mathbf{G} = -\frac{\partial \mathbf{f}}{\partial \mathbf{y}} = \begin{pmatrix} 0 & 0 \\ -2u & 0 \end{pmatrix} \quad (33)$$

$$\mathbf{h} = \mathbf{f} + \mathbf{G}\mathbf{y} = \begin{pmatrix} 0 \\ -u^2 \end{pmatrix}. \quad (34)$$

Therefore, the linear operation that needs to be solved, $L_{\mathbf{G}}^{-1}[\mathbf{h}]$, is

$$\frac{\partial u}{\partial t} + \frac{1}{2} \frac{\partial w}{\partial x} - \nu \frac{\partial^2 u}{\partial x^2} = 0 \quad (35)$$

$$g_{21}(x, t)u + w = h_2(x, t), \quad (36)$$

given $h_2(x, t) = -u^2$ and $g_{21}(x, t) = -2u$ with u from the previous iteration. The equations above can still be further simplified into

$$\left[\frac{\partial}{\partial t} - \frac{g_{21}(x, t)}{2} \frac{\partial}{\partial x} - \frac{1}{2} \frac{\partial g_{21}}{\partial x}(x, t) - \nu \frac{\partial^2}{\partial x^2} \right] u = -\frac{1}{2} \frac{\partial h_2}{\partial x}(x, t) \quad (37)$$

$$w = h_2(x, t) - g_{21}(x, t)u, \quad (38)$$

where the equation for w can be computed after obtaining u from the equation above.

A.4 ERROR BOUND ON TAKING THE MIDPOINTS IN ODE

The exact analytical solution to the ODE

$$\frac{d\mathbf{y}}{dt}(t) + \mathbf{G}(t)\mathbf{y}(t) = \mathbf{z}(t) \quad (39)$$

is

$$\mathbf{y}(t) = e^{-\mathbf{M}(t)} \left[\mathbf{y}(0) + \int_0^t e^{\mathbf{M}(\tau)} \mathbf{z}(\tau) d\tau \right], \quad (40)$$

where

$$\mathbf{M}(t) = \int_0^t \mathbf{G}(\lambda) d\lambda. \quad (41)$$

Equation 40 is the form that equation 3 takes in the ODE case. The approximation we wish to take involves inserting $\mathbf{G}(t) = \frac{1}{2}(\mathbf{G}(t_i) + \mathbf{G}(t_{i+1}))$ and $\mathbf{z}(t) = \frac{1}{2}(\mathbf{z}(t_i) + \mathbf{z}(t_{i+1}))$ into 40, which yields equation 9. In order to find the local truncation error when applying this method, we need to find and compare the Taylor expansions of equations 40 and 9.

We define $\square_0^{(n)} = \frac{d^n \square}{dt^n} \Big|_{t=0}$ so that, for instance, $\mathbf{G}_0 = \mathbf{G}(0)$, $\mathbf{G}'_0 = \frac{d\mathbf{G}}{dt} \Big|_{t=0}$, $\mathbf{G}''_0 = \frac{d^2 \mathbf{G}}{dt^2} \Big|_{t=0}$ and $\mathbf{G}_0^{(3)} = \frac{d^3 \mathbf{G}}{dt^3} \Big|_{t=0}$. We can then write the Taylor expansion of $\mathbf{M}(t)$ as:

$$\begin{aligned} \mathbf{M}(t) &= \int_0^t \mathbf{G}(\lambda) d\lambda \\ &= \int_0^t \left(\mathbf{G}_0 + \mathbf{G}'_0 \lambda + \frac{1}{2} \mathbf{G}''_0 \lambda^2 + \mathcal{O}(\lambda^3) \right) d\lambda \\ &= \mathbf{G}_0 t + \frac{1}{2} \mathbf{G}'_0 t^2 + \frac{1}{6} \mathbf{G}''_0 t^3 + \mathcal{O}(t^4), \end{aligned} \quad (42)$$

whence we immediately get

$$\mathbf{M}_0^{(n)} = \mathbf{G}_0^{(n-1)}, \quad (43)$$

as expected from the Leibniz integral rule. Therefore:

$$\begin{aligned} e^{\pm \mathbf{M}(t)} &= \mathbf{I} \pm \mathbf{M}(t) + \frac{1}{2} \mathbf{M}(t)^2 \pm \frac{1}{6} \mathbf{M}(t)^3 + \mathcal{O}(\mathbf{M}(t)^4) \\ &= \mathbf{I} \pm \mathbf{G}_0 t + \frac{1}{2} (\mathbf{G}_0^2 \pm \mathbf{G}'_0) t^2 \pm \frac{1}{12} (2\mathbf{G}_0^3 \pm 3\mathbf{G}_0 \mathbf{G}'_0 \pm 3\mathbf{G}'_0 \mathbf{G}_0 + 2\mathbf{G}''_0) t^3 + \mathcal{O}(t^4) \\ &\equiv \mathbf{I} \pm \mathbf{G}_0 t + \mathbf{A}_{\pm} t^2 \pm \mathbf{B}_{\pm} t^3 + \mathcal{O}(t^4), \end{aligned} \quad (44)$$

where for ease of notation we have introduced the new variables $\mathbf{A}_\pm = \frac{1}{2} (\mathbf{G}_0^2 \pm \mathbf{G}'_0) t^2$ and $\mathbf{B}_\pm = \frac{1}{12} (2\mathbf{G}_0^3 \pm 3\mathbf{G}_0\mathbf{G}'_0 \pm 3\mathbf{G}'_0\mathbf{G}_0 + 2\mathbf{G}_0'')$. As the ODE in section 3 is originally cast in the form $\frac{d\mathbf{y}}{dt} = \mathbf{f}(\mathbf{y}(t), \mathbf{x}(t), \theta)$, the right hand side of 39 is

$$\mathbf{z}(t) = \mathbf{f}(\mathbf{y}(t), \mathbf{x}(t), \theta) + \mathbf{G}(t)\mathbf{y}(t), \quad (45)$$

which can be expressed using the Taylor expansions of \mathbf{f} , \mathbf{G} , and \mathbf{y} as:

$$\mathbf{z}(t) = \mathbf{f}_0 + \mathbf{G}_0\mathbf{y}_0 + (\mathbf{f}'_0 + \mathbf{G}_0\mathbf{y}'_0 + \mathbf{G}'_0\mathbf{y}_0) t + \frac{1}{2} (\mathbf{f}''_0 + \mathbf{G}_0\mathbf{y}''_0 + 2\mathbf{G}'_0\mathbf{y}'_0 + \mathbf{G}_0''\mathbf{y}_0) t^2 + \mathcal{O}(t^3). \quad (46)$$

Then,

$$\begin{aligned} \int_0^t e^{\mathbf{M}(\tau)} \mathbf{z}(\tau) d\tau &= \int_0^t (\mathbf{I} + \mathbf{G}_0\tau + \mathbf{A}_+\tau^2 + \mathcal{O}(\tau^3)) \left(\mathbf{f}_0 + \mathbf{G}_0\mathbf{y}_0 + (\mathbf{f}'_0 + \mathbf{G}_0\mathbf{y}'_0 + \mathbf{G}'_0\mathbf{y}_0) \tau \right. \\ &\quad \left. + \frac{1}{2} (\mathbf{f}''_0 + \mathbf{G}_0\mathbf{y}''_0 + 2\mathbf{G}'_0\mathbf{y}'_0 + \mathbf{G}_0''\mathbf{y}_0) \tau^2 + \mathcal{O}(\tau^3) \right) d\tau \\ &= (\mathbf{f}_0 + \mathbf{G}_0\mathbf{y}_0) t + \frac{1}{2} (\mathbf{f}'_0 + \mathbf{G}_0\mathbf{y}'_0 + \mathbf{G}'_0\mathbf{y}_0 + \mathbf{G}_0\mathbf{f}_0 + \mathbf{G}_0^2\mathbf{y}_0) t^2 \\ &\quad + \frac{1}{6} (\mathbf{f}''_0 + \mathbf{G}_0\mathbf{y}''_0 + 2\mathbf{G}'_0\mathbf{y}'_0 + \mathbf{G}_0''\mathbf{y}_0 + 2\mathbf{G}_0\mathbf{f}'_0 + 2\mathbf{G}_0^2\mathbf{y}'_0 + 2\mathbf{G}_0\mathbf{G}'_0\mathbf{y}_0 \\ &\quad + \mathbf{G}_0^2\mathbf{f}_0 + \mathbf{G}_0^3\mathbf{y}_0 + \mathbf{G}'_0\mathbf{f}_0 + \mathbf{G}'_0\mathbf{G}_0\mathbf{y}_0) t^3 + \mathcal{O}(t^4) \\ &\equiv \mathbf{C}t + \mathbf{D}t^2 + \mathbf{E}t^3 + \mathcal{O}(t^4), \end{aligned} \quad (47)$$

where we have introduced \mathbf{C} , \mathbf{D} , and \mathbf{E} as the coefficients of t , t^2 , and t^3 respectively. Then,

$$\begin{aligned} e^{-\mathbf{M}(t)} \int_0^t e^{\mathbf{M}(\tau)} \mathbf{z}(\tau) d\tau &= \left(\mathbf{I} - \mathbf{G}_0t + \mathbf{A}_-t^2 + \mathcal{O}(t^3) \right) \left(\mathbf{C}t + \mathbf{D}t^2 + \mathbf{E}t^3 + \mathcal{O}(t^4) \right) \\ &= (\mathbf{f}_0 + \mathbf{G}_0\mathbf{y}_0) t + \frac{1}{2} (\mathbf{f}'_0 + \mathbf{G}_0\mathbf{y}'_0 + \mathbf{G}'_0\mathbf{y}_0 - \mathbf{G}_0\mathbf{f}_0 - \mathbf{G}_0^2\mathbf{y}_0) t^2 \\ &\quad + \frac{1}{6} (\mathbf{f}''_0 + \mathbf{G}_0\mathbf{y}''_0 + 2\mathbf{G}'_0\mathbf{y}'_0 + \mathbf{G}_0''\mathbf{y}_0 - \mathbf{G}_0\mathbf{f}'_0 - \mathbf{G}_0^2\mathbf{y}'_0 \\ &\quad - \mathbf{G}_0\mathbf{G}'_0\mathbf{y}_0 + \mathbf{G}_0^2\mathbf{f}_0 + \mathbf{G}_0^3\mathbf{y}_0 - 2\mathbf{G}'_0\mathbf{f}_0 - 2\mathbf{G}'_0\mathbf{G}_0\mathbf{y}_0) t^3 + \mathcal{O}(t^4) \\ &\equiv \mathbf{F}t + \mathbf{H}t^2 + \mathbf{J}t^3 + \mathcal{O}(t^4), \end{aligned} \quad (48)$$

where again we have introduced new variables for the coefficients: \mathbf{F} , \mathbf{H} , and \mathbf{J} . We define $\square_i = \square(t_i)$, and take $t_i = 0$ and $t = t_{i+1}$. This means that $\square_0 = \square_i$ and we can substitute t with Δ_i . Therefore, treating equation 40 as a fixed-point iteration problem gives:

$$\begin{aligned} \mathbf{y}^{(i+1)}(\Delta_i) &= e^{-\mathbf{M}(\Delta_i)} \left[\mathbf{y}(0) + \int_0^{\Delta_i} e^{\mathbf{M}(\tau)} \left(\mathbf{f}(\mathbf{y}^{(i)}(\tau), \mathbf{x}(\tau), \theta) + \mathbf{G}(\tau)\mathbf{y}^{(i)}(\tau) \right) d\tau \right] \\ &= (\mathbf{I} - \mathbf{G}_i\Delta_i + \mathbf{A}_-\Delta_i^2 - \mathbf{B}_-\Delta_i^3) \mathbf{y}_i + \mathbf{F}\Delta_i + \mathbf{H}\Delta_i^2 + \mathbf{J}\Delta_i^3 + \mathcal{O}(\Delta_i^4) \\ &= \mathbf{y}_i + \mathbf{f}_i\Delta_i + \frac{1}{2} (\mathbf{f}'_i + \mathbf{G}_i\mathbf{y}'_i - \mathbf{G}_i\mathbf{f}_i) \Delta_i^2 + \frac{1}{6} \left(\mathbf{f}''_i + \mathbf{G}_i\mathbf{y}''_i + 2\mathbf{G}'_i\mathbf{y}'_i - \mathbf{G}_i\mathbf{f}'_i - \mathbf{G}_i^2\mathbf{y}'_i \right. \\ &\quad \left. + \frac{1}{2} \mathbf{G}_i\mathbf{G}'_i\mathbf{y}_i + \mathbf{G}_i^2\mathbf{f}_i - 2\mathbf{G}'_i\mathbf{f}_i - \frac{1}{2} \mathbf{G}'_i\mathbf{G}_i\mathbf{y}_i \right) \Delta_i^3 + \mathcal{O}(\Delta_i^4). \end{aligned} \quad (49)$$

As $\mathbf{z}(t) = \mathbf{f}(\mathbf{y}(t), \mathbf{x}(t), \theta) + \mathbf{G}(t)\mathbf{y}(t)$, equation 9 is:

$$\begin{aligned}
\mathbf{y}_{i+1} &= e^{-\mathbf{G}_c \Delta_i} \mathbf{y}_i + \mathbf{G}_c^{-1} (\mathbf{I} - e^{-\mathbf{G}_c \Delta_i}) (\mathbf{f}_c + \mathbf{G}_c \mathbf{y}_c) \\
&= \left(\mathbf{I} - \mathbf{G}_c \Delta_i + \frac{1}{2} \mathbf{G}_c^2 \Delta_i^2 - \frac{1}{6} \mathbf{G}_c^3 \Delta_i^3 \right) \mathbf{y}_i + \mathbf{G}_c^{-1} \left(\mathbf{G}_c \Delta_i - \frac{1}{2} \mathbf{G}_c^2 \Delta_i^2 + \frac{1}{6} \mathbf{G}_c^3 \Delta_i^3 \right) \\
&\quad \times (\mathbf{f}_c + \mathbf{G}_c \mathbf{y}_c) + \mathcal{O}(\Delta_i^4) \\
&= \mathbf{y}_i + (\mathbf{f}_c + \mathbf{G}_c (\mathbf{y}_c - \mathbf{y}_i)) \Delta_i - \frac{1}{2} (\mathbf{G}_c \mathbf{f}_c + \mathbf{G}_c^2 (\mathbf{y}_c - \mathbf{y}_i)) \Delta_i^2 + \frac{1}{6} (\mathbf{G}_c^2 \mathbf{f}_c + \mathbf{G}_c^3 (\mathbf{y}_c - \mathbf{y}_i)) \\
&\quad \Delta_i^3 + \mathcal{O}(\Delta_i^4),
\end{aligned} \tag{50}$$

with $\mathbf{f}_c = \frac{1}{2} (\mathbf{f}_i + \mathbf{f}_{i+1})$, $\mathbf{G}_c = \frac{1}{2} (\mathbf{G}_i + \mathbf{G}_{i+1})$, and $\mathbf{y}_c = \frac{1}{2} (\mathbf{y}_i + \mathbf{y}_{i+1})$ for $t_i \leq t < t_{i+1}$.

The Taylor expansions of the midpoint approximations are:

$$\begin{aligned}
\mathbf{f}_c &= \mathbf{f}_i + \frac{1}{2} \mathbf{f}'_i \Delta_i + \frac{1}{4} \mathbf{f}''_i \Delta_i^2 + \mathcal{O}(\Delta_i^3) \\
\mathbf{G}_c &= \mathbf{G}_i + \frac{1}{2} \mathbf{G}'_i \Delta_i + \frac{1}{4} \mathbf{G}''_i \Delta_i^2 + \mathcal{O}(\Delta_i^3) \\
\mathbf{y}_c &= \mathbf{y}_i + \frac{1}{2} \mathbf{y}'_i \Delta_i + \frac{1}{4} \mathbf{y}''_i \Delta_i^2 + \mathcal{O}(\Delta_i^3).
\end{aligned} \tag{51}$$

Recall that $\mathbf{y}^{(i+1)}(\Delta_i)$ is the $(i+1)$ th iterated guess of the form of \mathbf{y} , given $\mathbf{y}(0)$ and the previous guess $\mathbf{y}^{(i)}(t)$, evaluated at $t = t_{i+1} = \Delta_i$. Meanwhile, \mathbf{y}_{i+1} is the value of the approximation to $\mathbf{y}^{(i+1)}$ at $t = t_{i+1} = \Delta_i$, given $\mathbf{y}(0)$ and the previous guess $\mathbf{y}^{(i)}(t)$. This gives the local truncation error as:

$$\begin{aligned}
\text{LTE} &= \mathbf{y}^{(i+1)}(\Delta_i) - \mathbf{y}_{i+1} \\
&= [\mathbf{f}_i - \mathbf{f}_c - \mathbf{G}_c (\mathbf{y}_c - \mathbf{y}_i)] \Delta_i + \frac{1}{2} [\mathbf{f}'_i + \mathbf{G}_i \mathbf{y}'_i - \mathbf{G}_i \mathbf{f}_i + \mathbf{G}_c \mathbf{f}_c + \mathbf{G}_c^2 (\mathbf{y}_c - \mathbf{y}_i)] \Delta_i^2 \\
&\quad + \frac{1}{6} \left[\mathbf{f}''_i + \mathbf{G}_i \mathbf{y}''_i + 2\mathbf{G}'_i \mathbf{y}'_i - \mathbf{G}_i \mathbf{f}'_i - \mathbf{G}_i^2 \mathbf{y}'_i + \frac{1}{2} \mathbf{G}_i \mathbf{G}'_i \mathbf{y}_i + \mathbf{G}_i^2 \mathbf{f}_i - 2\mathbf{G}'_i \mathbf{f}_i \right. \\
&\quad \left. - \frac{1}{2} \mathbf{G}'_i \mathbf{G}_i \mathbf{y}_i - \mathbf{G}_c^2 \mathbf{f}_c - \mathbf{G}_c^3 (\mathbf{y}_c - \mathbf{y}_i) \right] \Delta_i^3 + \mathcal{O}(\Delta_i^4) \\
&= \left[\mathbf{f}_i - \mathbf{f}_i - \frac{1}{2} \mathbf{f}'_i \Delta_i - \frac{1}{4} \mathbf{f}''_i \Delta_i^2 - \frac{1}{2} \mathbf{G}_i \mathbf{y}'_i \Delta_i - \frac{1}{4} \mathbf{G}_i \mathbf{y}''_i \Delta_i^2 - \frac{1}{4} \mathbf{G}'_i \mathbf{y}'_i \Delta_i^2 \right] \Delta_i \\
&\quad + \frac{1}{2} \left[\mathbf{f}'_i + \mathbf{G}_i \mathbf{y}'_i - \mathbf{G}_i \mathbf{f}_i + \mathbf{G}_i \mathbf{f}_i + \frac{1}{2} \mathbf{G}_i \mathbf{f}'_i \Delta_i + \frac{1}{2} \mathbf{G}'_i \mathbf{f}_i \Delta_i + \frac{1}{2} \mathbf{G}_i^2 \mathbf{y}'_i \Delta_i \right] \Delta_i^2 \\
&\quad + \frac{1}{6} \left[\mathbf{f}''_i + \mathbf{G}_i \mathbf{y}''_i + 2\mathbf{G}'_i \mathbf{y}'_i - \mathbf{G}_i \mathbf{f}'_i - \mathbf{G}_i^2 \mathbf{y}'_i + \frac{1}{2} \mathbf{G}_i \mathbf{G}'_i \mathbf{y}_i + \mathbf{G}_i^2 \mathbf{f}_i - 2\mathbf{G}'_i \mathbf{f}_i \right. \\
&\quad \left. - \frac{1}{2} \mathbf{G}'_i \mathbf{G}_i \mathbf{y}_i - \mathbf{G}_i^2 \mathbf{f}_i \right] \Delta_i^3 + \mathcal{O}(\Delta_i^4) \\
&= \frac{1}{12} \left[-\mathbf{f}''_i - \mathbf{G}_i \mathbf{y}''_i + \mathbf{G}'_i \mathbf{y}'_i + \mathbf{G}_i \mathbf{f}'_i + \mathbf{G}_i^2 \mathbf{y}'_i + \mathbf{G}_i \mathbf{G}'_i \mathbf{y}_i - \mathbf{G}'_i \mathbf{f}_i - \mathbf{G}'_i \mathbf{G}'_i \mathbf{y}_i \right] \Delta_i^3 + \mathcal{O}(\Delta_i^4).
\end{aligned} \tag{52}$$

Recalling from section 3 that $\mathbf{G}(t) = -\frac{\partial \mathbf{f}}{\partial \mathbf{y}}$, we define $\mathbf{f}_i^{(m,n)} = \frac{\partial^{m+n} \mathbf{f}}{\partial \mathbf{y}^m \partial \mathbf{x}^n} \Big|_{t=0}$ and expand the total derivatives:

$$\begin{aligned}
\mathbf{f}'_i &= \mathbf{f}_i^{(1,0)} \mathbf{y}'_i + \mathbf{f}_i^{(0,1)} \mathbf{x}'_i \\
\mathbf{f}''_i &= \mathbf{f}_i^{(1,0)} \mathbf{y}''_i + \left(\mathbf{f}_i^{(2,0)} \mathbf{y}'_i \right) \mathbf{y}'_i + \left(\mathbf{f}_i^{(1,1)} \mathbf{y}'_i \right) \mathbf{x}'_i + \left(\mathbf{f}_i^{(1,1)} \mathbf{x}'_i \right) \mathbf{y}'_i + \left(\mathbf{f}_i^{(0,2)} \mathbf{x}'_i \right) \mathbf{x}'_i + \mathbf{f}_i^{(0,1)} \mathbf{x}''_i \\
\mathbf{G}_i &= -\mathbf{f}_i^{(1,0)} \\
\mathbf{G}'_i &= -\mathbf{f}_i^{(2,0)} \mathbf{y}'_i - \mathbf{f}_i^{(1,1)} \mathbf{x}'_i.
\end{aligned} \tag{53}$$

The local truncation error can therefore also be written:

$$\begin{aligned} \text{LTE} = \frac{1}{12} & \left[-2 \left(\mathbf{f}_i^{(2,0)} \mathbf{y}'_i \right) \mathbf{y}'_i - \left(\mathbf{f}_i^{(1,1)} \mathbf{y}'_i \right) \mathbf{x}'_i - 2 \left(\mathbf{f}_i^{(1,1)} \mathbf{x}'_i \right) \mathbf{y}'_i - \left(\mathbf{f}_i^{(0,2)} \mathbf{x}'_i \right) \mathbf{x}'_i - \mathbf{f}_i^{(0,1)} \mathbf{x}''_i \right. \\ & - \mathbf{f}_i^{(1,0)} \mathbf{f}_i^{(0,1)} \mathbf{x}'_i + \mathbf{f}_i^{(1,0)} \left(\mathbf{f}_i^{(2,0)} \mathbf{y}'_i \right) \mathbf{y}_i + \mathbf{f}_i^{(1,0)} \left(\mathbf{f}_i^{(1,1)} \mathbf{x}'_i \right) \mathbf{y}_i + \left(\mathbf{f}_i^{(2,0)} \mathbf{y}'_i \right) \mathbf{f}_i \\ & \left. + \left(\mathbf{f}_i^{(1,1)} \mathbf{x}'_i \right) \mathbf{f}_i - \left(\mathbf{f}_i^{(2,0)} \mathbf{y}'_i \right) \mathbf{f}_i^{(1,0)} \mathbf{y}_i - \left(\mathbf{f}_i^{(1,1)} \mathbf{x}'_i \right) \mathbf{f}_i^{(1,0)} \mathbf{y}_i \right] \Delta_i^3 + \mathcal{O}(\Delta_i^4). \end{aligned} \quad (54)$$

Accordingly, taking the midpoint values for the approximation enables us to obtain a cubic local truncation error, $\text{LTE} = K\Delta_i^3 + \mathcal{O}(\Delta_i^4)$.

B EXPERIMENTAL DETAILS

B.1 CODE IN JAX

```

1 def deer_iteration(
2     invlin: Callable[[List[jnp.ndarray], jnp.ndarray, Any], jnp.ndarray],
3     func: Callable[[List[jnp.ndarray], Any, Any], jnp.ndarray],
4     shifter_func: Callable[[jnp.ndarray, Any], List[jnp.ndarray]],
5     p_num: int,
6     params: Any, # gradable
7     xinput: Any, # gradable
8     invlin_params: Any, # gradable
9     shifter_func_params: Any, # gradable
10    yinit_guess: jnp.ndarray,
11    max_iter: int = 100,
12    ) -> Tuple[jnp.ndarray, List[jnp.ndarray], Callable]:
13    # obtain the functions to compute the jacobians and the function
14    jacfunc = jax.vmap(jax.jacfwd(func, argnums=0), in_axes=(0, 0, None))
15    func2 = jax.vmap(func, in_axes=(0, 0, None))
16
17    dtype = yinit_guess.dtype
18    # set the tolerance
19    tol = 1e-7 if dtype == jnp.float64 else 1e-4
20
21    def iter_func(iter_inp):
22        err, yt, iiter = iter_inp
23        # yt: (nsamples, ndims)
24        ytparams = shifter_func(yt, shifter_func_params)
25        # [p_num] + (nsamples, ndims, ndims)
26        gts = [-gt for gt in jacfunc(ytparams, xinput, params)] # FUNCEVAL
27        # rhs: (nsamples, ndims)
28        rhs = func2(ytparams, xinput, params) # FUNCEVAL
29        rhs += sum([jnp.einsum("...ij,...j->...i", gt, ytp)
30                    for gt, ytp in zip(gts, ytparams)]) # GTMULT
31        # yt_next: (nsamples, ndims)
32        yt_next = invlin(gts, rhs, invlin_params) # INVLIN
33        err = jnp.max(jnp.abs(yt_next - yt)) # checking convergence
34        return err, yt_next, iiter + 1
35
36    def cond_func(iter_inp) -> bool:
37        err, _, iiter = iter_inp
38        return jnp.logical_and(err > tol, iiter < max_iter)
39
40    err = jnp.array(1e10, dtype=dtype) # very high initial error
41    gt = jnp.zeros((yinit_guess.shape[0], yinit_guess.shape[-1],
42                    yinit_guess.shape[-1]), dtype=dtype)
43    gts = [gt] * p_num
44    iiter = jnp.array(0, dtype=jnp.int32)
45    err, yt, iiter = jax.lax.while_loop(
46        cond_func, iter_func, (err, yinit_guess, iiter))
47    return yt

```

B.2 HAMILTONIAN NEURAL NETWORK TRAINING WITH NEURALODE

Let's denote \mathbf{s} as the states of the system. In the two-body case, the states are positions and velocities of the two masses, $\mathbf{s} = (x_1, y_1, v_{x1}, v_{y1}, x_2, y_2, v_{x2}, v_{y2})^T$. For typical works in learning physical systems, a neural network is designed to take the states \mathbf{s} as the input and produces the states dynamics $\dot{\mathbf{s}}$ as the output. In those works, a set of states and the states dynamics are given as the training data, $\{..., (\mathbf{s}_i, \dot{\mathbf{s}}_i), ...\}$, so the neural network can just be trained without solving an ODE.

In our set up, the training data is only given as the states as a function of time $\{..., \mathbf{s}_i(t), ...\}$. To train the model with the given dataset, we need to roll out the states as a function of time $\mathbf{s}(t)$ using NeuralODE. In our case, the dataset is generated by generating the initial condition randomly and the dynamics are governed by the gravitational force. The initial conditions are chosen so the orbits of the two-body system does not diverge and the orbits are still close to a circle, to make the simulation numerically stable. The states are rolled out from $t = 0$ to $t = 10$ with 10,000 sampled time. Within the time period, the system makes about 2-4 rounds of orbit. There are 1000 rows of dataset generated and split into 800 for the training, 100 for the validation, and 100 for the test.

For the model, we are using Hamiltonian neural network (Greydanus et al., 2019) that consists of 6 linear layers with softplus activation except on the last linear layer. The hidden layers have 64 elements each. The input to the network has 8 elements (corresponding to the states \mathbf{s}) and the output of the network has only 1 element that corresponds to the Hamiltonian value.

For every training step during the training with DEER method, we save the predicted trajectory for every row of the dataset. The saved trajectory will be used as the initial guess of the DEER method for the next training step. The training was performed using ADAM optimizer with 10^{-3} learning rate. To speed up the training, we start from 20 time points at the beginning of the training and increase the number of time points by 20 every 1 epoch (50 training steps) until it reaches the maximum 10k time points. The loss function for the training is a simple mean squared error.

B.3 TIME SERIES CLASSIFICATION WITH GRU

The dataset used in this case is Eigenworms (Brown et al., 2013). There are 259 worm samples with very long sequences (length $N = 17984$) in this dataset, which are then divided into train, validation and test sets using a 70%, 15%, 15% split following Morrill et al. (2021). Each sample is classified as either wild-type or one of four mutant types based on the representation using six base shapes.

The model used is shown in Figure 5. It consists of four main components: encoder, GRU, MLP and decoder. The encoder would project the input features to a higher dimension of 32, and the encoded input would then go through 5 layers of GRU and MLP pair, in that order. The number of hidden states for each GRU and MLP is set to 32. Then, the output of the GRU and MLP pair would go through a decoder to project it down to 5 classes. We then take the mean over the sequence length to obtain the final output. Residual connection followed by LayerNorm is applied to each GRU and MLP sublayer. Both the encoder and decoder are also

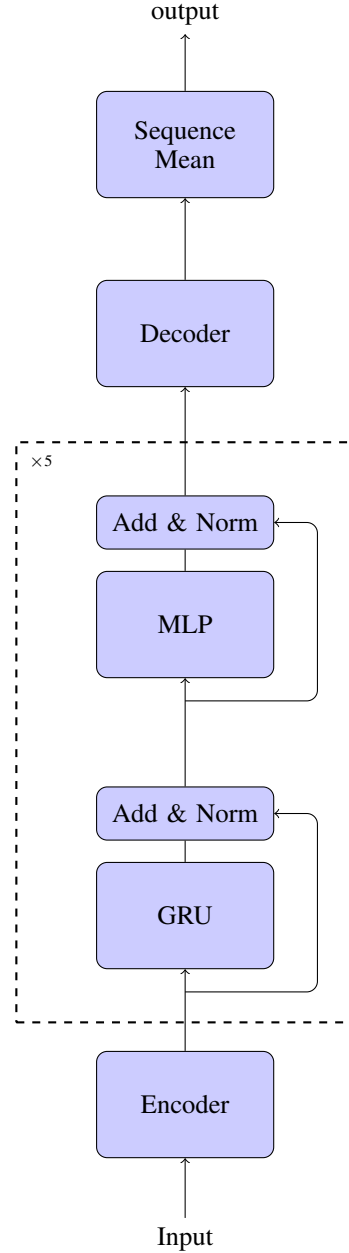


Figure 5: Architecture for the EigenWorms experiments.

Table 2: The speed up of GRU calculated using DEER method (this paper) vs commonly-used sequential method on a V100 GPU with batch size of 16, 8, 4, and 2. The missing data for large number of dimensions and sequence lengths are due to insufficient memory in computing the DEER method. The numbers in the table represent the mean speed up over 5 different random seeds.

#dims	Sequence lengths (batch size = 16)						
	1k	3k	10k	30k	100k	300k	1M
1	15.7	43.5	114	182	309	394	516
2	24.4	47.6	75.0	78.4	72.4	77.1	74.6
4	22.1	35.4	46.5	44.4	52.1	54.2	51.3
8	14.8	20.0	21.9	24.0	25.2	25.1	-
16	7.11	8.37	8.89	9.23	9.46	-	-
32	3.74	3.76	4.16	4.24	-	-	-
64	1.29	1.26	1.27	-	-	-	-

#dims	Sequence lengths (batch size = 8)						
	1k	3k	10k	30k	100k	300k	1M
1	16.9	44.9	131	264	521	604	945
2	22.5	58.0	113	149	119	141	138
4	24.1	50.7	79.0	95.9	101	103	104
8	21.4	31.9	42.3	45.1	47.9	49.6	49.6
16	11.7	15.3	16.8	18.5	18.6	18.7	-
32	6.32	7.72	8.02	8.32	8.30	-	-
64	2.64	2.67	2.78	2.54	-	-	-

#dims	Sequence lengths (batch size = 4)						
	1k	3k	10k	30k	100k	300k	1M
1	16.6	45.1	130	316	809	1110	1530
2	23.1	62.7	162	256	301	294	306
4	24	63.1	131	174	171	199	207
8	23.1	48.1	73.9	89.3	95.7	98.4	100
16	18.2	28.6	32.7	35.1	37.4	39.1	38
32	11.8	14.9	15.9	17	17.3	15.2	-
64	5.14	5.7	5.62	5.22	-	-	-

#dims	Sequence lengths (batch size = 2)						
	1k	3k	10k	30k	100k	300k	1M
1	17.2	43.1	128	357	1030	1860	2660
2	24.8	66.7	187	382	589	516	610
4	25.2	64	172	280	372	416	433
8	24.4	60.5	114	162	178	181	202
16	22.5	45.5	62.8	68.5	75.3	78.1	77.7
32	16.7	25.7	32	31.4	34.3	35.1	-
64	9.18	10.4	11.1	10.4	10.7	-	-

simple MLPs, and all MLPs in the architecture have a depth of 1 with ReLU activation function in the hidden layer.

The training is done using cross entropy loss with the patience for early stopping set to 1000 epochs per validation accuracy. The optimization algorithm we used is ADAM optimizer with 3×10^{-5} learning rate and the gradient is clipped at 1.0 per global norm. The initial guesses for the DEER method are always initialized at zeros.

C ADDITIONAL RESULTS

C.1 BENCHMARKS

Table 2 shows the speed up for batch size 16 and 8. It can be seen that the smaller batch size can achieve higher speed up on average.

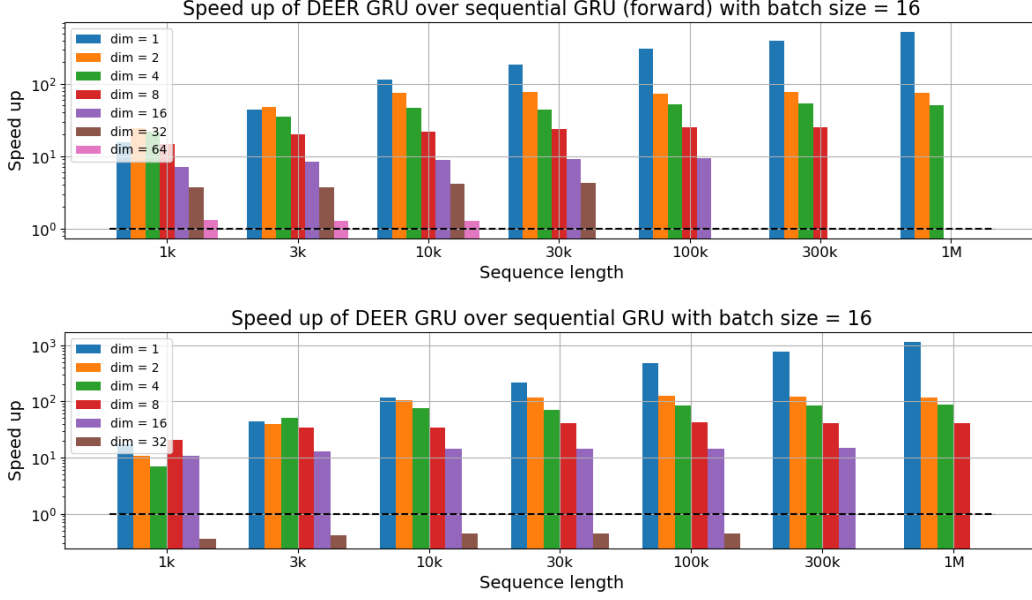


Figure 6: Speed up of DEER GRU over sequential method achieved in (top) V100 and (bottom) A100.

Table 3: The run time of one iteration of a GRU cell in a V100 GPU in nanoseconds. Numbers that are less than $30 \mu s$ are not present in our profiling tool.

Line label	Number of dimensions					
	1	2	4	8	16	32
FUNCEVAL	31,430	432,184	911,824	1,194,010	3,419,370	5,249,474
GTMULT		88,256	248,562	428,030	1,357,965	4,724,395
INVLIN	147,669	1,336,836	2,015,883	4,460,318	9,786,933	19,248,959

Another interesting finding that we found can be seen in Figure 6. The figure shows the speed up comparison when using V100 GPU and when using A100 GPU. Although for smaller number of dimensions A100 can achieve larger speed up than V100, the speed up when using 32 dimensions on A100 suddenly drops to below 1. This effect is not as severe in V100.

Furthermore, we performed profiling to see where the bottleneck is. On the code in appendix B.1, we have denoted three lines of interest with FUNCEVAL, GTMULT, and INVLIN. Table 2 shows the run time using GRU with various number of dimensions with batch size of 16. From the table, we can see that the bottleneck is in solving L_G^{-1} .

We also did benchmark the GPU memory consumption as a function of number of dimensions with batch size equals to 16 in the GRU case. The results can be seen in Table 4. From the table, it can be seen that the GPU memory consumption approximately grows quadratically, as expected from storing the matrices G explicitly.

Table 4: GPU memory consumption in MiB for evaluating GRU using DEER method with batch size = 16 and for various number of dimensions.

Number of dimensions	1	2	4	8	16	32
GPU memory (MiB)	18.32	73.25	161.14	380.87	1351.68	5038.08