

Accelerating Thematic Investment with Prompt Tuned Pretrained Language Models

Prompt Tuning for Multi-Label Text Classification

Valentin L. Buchner^{1,2}[0000–0002–1262–3016]

¹ Vrije Universiteit Amsterdam, Amsterdam, The Netherlands

² EQT Motherbrain, Stockholm, Sweden

Academic Supervisor: Jan-Christoph Kalo¹

Second Assessor: Peter Bloem¹

Industrial Supervisor: Lele Cao²

Abstract. Prompt Tuning is emerging as a scalable and cost-effective method to fine-tune Pretrained Language Models (PLMs). This study benchmarks the performance and computational efficiency of Prompt Tuning and baseline methods on a multi-label text classification task. This is applied to the use case of classifying companies into an investment firm’s proprietary industry taxonomy, supporting their thematic investment strategy. Text-to-text classification with PLMs is frequently reported to outperform classification with a classification head, but has several limitations when applied to a multi-label classification problem where each label consists of multiple tokens: (a) Generated labels may not match any label in the industry taxonomy; (b) During fine-tuning, multiple labels must be provided in an arbitrary order; (c) The model provides a binary decision for each label, rather than an appropriate confidence score. Limitation (a) is addressed by applying constrained decoding using Trie Search, which slightly improves classification performance. All limitations (a), (b), and (c) are addressed by replacing the PLM’s language head with a classification head. This improves performance significantly, while also reducing computational costs during inference. The results indicate the continuing need to adapt state-of-the-art methods to domain-specific tasks, even in the era of PLMs with strong generalization abilities.

Keywords: Large Language Models · Prompt Tuning · Natural Language Processing · Industry Classification · Thematic Investment.

1 Introduction

Within the investment industry, thematic investment is a popular strategy that involves investing in macro-trends of specific interest, for instance, “vertical farming”. To find investment opportunities within a given macro-trend, investment professionals analyze large amounts of unstructured data in the form of natural language descriptions of a company’s business model, products, and expertise. This information is used to map investments to their respective industry sector. A company which benefits from multiple macro-trends may also belong to multiple industries. This task requires considerable effort from human investment professionals. However, machine learning can support this process by considering this a multi-label text classification task: Given a natural language description of company X , classify it into one or multiple industries from taxonomy $T = \{Y_1, Y_2, \dots, Y_n\}$.

While there exists a variety of machine learning solutions for multi-label text classification, this problem encompasses a few additional challenges:

- **Scarce annotations:** Assuming that an investment firm wants to identify macro-trends that fit into its overall strategy it will rely on its own, proprietary industry taxonomy. Well-experienced investment professionals familiar with the proprietary taxonomy must perform data annotation, which means only a fraction of the relevant data can be labeled.
- **Imbalanced annotations:** The annotated companies can belong to 76 different industries, and investment professionals will primarily annotate investment opportunities belonging to the industries of their interest. As a result of this focus, there may be a few hundred annotations for some industries, but almost no annotations for other industries.
- **Large and heterogeneous inference dataset:** Given that an investment firm does not want to miss a relevant investment opportunity, it may monitor and want to predict industries for $\sim 10M$ organizations. This inference data may be out-of-distribution (OOD) compared to the annotated dataset in terms of language and informativeness of the descriptions.
- **Dynamic industry taxonomy and training data:** The industry taxonomy, the company information, and their annotations may change frequently. For instance, a new industry sector may be introduced, company information updated, or a company might shift its core business from SaaS³ to SaaS⁴). Therefore, continuous re-training and inference are necessary.

Common approaches to text classification often require large amounts of annotated training data while struggling to generalize well to unseen data [44]. Pretrained Language Models (PLMs) approach these issues by leveraging self-supervised learning techniques on vast amounts of unlabelled data, allowing for fine-tuning on smaller, annotated datasets [37]. Nevertheless, the fine-tuning of

³ Software as a Product

⁴ Software as a Service

PLMs can result in the loss of pretraining knowledge [2], and incurs high computational costs [14, 19]. Computational costs become more relevant especially as PLM performance on downstream tasks increases with model size [13]. These challenges can be addressed with Parameter-Efficient Fine-Tuning (PEFT, [9]) techniques such as Prompt Tuning [22, 46, 48]. Prompt Tuning reduces the number of fine-tuned parameters to a fraction of the PLMs parameters by selectively fine-tuning a *soft prompt* prepended to the input prompt. This approach not only decreases the computational cost of fine-tuning but also preserves the model’s pretraining knowledge, as the model’s parameters remain unchanged [22, 46, 48]. Furthermore, it allows for multi-tasking within a single batch by appending a distinct *soft prompt* for each task [22]. Consequently, Prompt Tuning offers a promising solution to the issues of computational efficiency and knowledge preservation in the context of PLMs.

This study estimates the scalability, efficiency, and performance of Prompt Tuning on the given industry classification task with our proprietary dataset. This is done in comparison with baseline methods such as N -shot prompting [1, 29], text embedding classification [20], embedding similarity search [11], and parameter-free classification with compressors [16]. However, Prompt Tuning as a text-to-text classification approach encounters additional limitations on multi-label tasks as discussed in Subsection 2.4. In view of this, we enhance Prompt Tuning by (1) applying constrained decoding with Trie Search [7, 53] and (2) replacing the language head with a single linear layer classification head. This results in the following contributions:

- Extending the Trie Search decoding method [53] to not allow the model to predict the same label multiple times in a row, similar to [3].
- Introducing Prompt Tuned Embedding Classification (PTEC), optimized with a differential learning rate.
- Comparing the performance and computational costs of Prompt Tuning, Prompt Tuning with Trie Search, PTEC, and baseline methods on the given industry classification task.

This paper will first provide an outline of existing approaches to text classification and discuss their strengths and limitations. Further, we will motivate why the proposed methods (constrained Trie Search decoding and PTEC) may counteract these limitations. We will describe our experimental setup in detail and compare the efficiency and performance of the current and proposed methods.

2 Related Methods

2.1 Parameter-Free Classification with Compressors

A very simple and recently introduced approach to text classification makes use of compression algorithms such as gzip [16]. It makes use of the idea that lossless compressors represent information as efficiently as possible by assigning shorter codes to the symbols that occur more frequently. Similar strings of text (for

instance the descriptions of two similar companies) can be assumed to share more regularity. Consequently, the compressed length of the concatenation of these two descriptions can be expected to be shorter than the compressed length of two distinct descriptions [16]. This logic can be used to calculate a low-computation compressor-based distance metric for nearest-neighbors classification methods [5, 11]. Subsequently, this method may be a computationally highly efficient implementation, but should not be expected to achieve competitive performance.

2.2 In-Context Learning

In-Context Learning (ICL), also frequently referred to as N -shot prompting, refers to including N examples of input-output pairs in the prompt preceding the input in question [1, 29]. This is an attractive approach to text classification problems since it does not require any PLM fine-tuning. Since 0-shot prompting relies on the world knowledge the PLM acquired during pretraining [1], it can be expected to struggle on tasks that require new sets of knowledge, for example when classifying text into a new or proprietary taxonomy that it did not encounter during pretraining. Few-shot prompting with $n > 0$ can counteract this by providing training examples within each prompt but has several limitations: (1) The limited size of the PLM’s input (context window), as this restricts the number of examples N . This limitation weighs especially heavily when the examples consist of long text sequences [39]. (2) The formulation of the prompt, such as the wording or the order of examples can have a large impact on performance [49, 54]. (3) It does not perform as well as fine-tuning [1]. (4) As ICL also learns from incorrect example targets, it may rely on learning the data distribution rather than the input-target mapping [29]. (5) While no computational cost is needed for fine-tuning, inference becomes computationally more expensive, as the examples have to be provided every time an input is processed. When many examples need to be processed, this additional compute cost can result in ICL even taking up more computational resources than PEFT methods [25]. Thereby, ICL methods may be simple to implement, but could also fail to achieve optimal performance while being computationally more expensive during deployment.

2.3 Embedding Proximity

Another approach to text classification which does not require PLM fine-tuning is to employ text embeddings from a PLM, achieved by either averaging over the token embeddings or extracting the CLS token [20]. The generated text embeddings can then be used as input features for traditional classification methods. The most efficient approaches, in terms of parameter utilization, are K-Nearest Neighbors (KNN) or Radius Nearest Neighbors (RadiusNN). These methods classify based on the labels of the nearest training examples in the embedding space, eliminating the need for additional parameter training [5, 11]. Alternatively, text embeddings could be used as input to a classification head, which can be trained to perform the respective classification task [21]. These methods

may achieve competitive performance while relying on well-established methodology.

2.4 Prompt Tuning

To achieve similar performance to fine-tuning while reducing computational costs, various PEFT methods have been proposed, such as Pattern-Exploiting Training [39], Prefix-Tuning [23], Low-Rank Adaptation (LoRa, [15]), Soft Prompting [36], Word-level Adversarial Reprogramming [12], and Prompt Tuning [22, 26, 46]. While all these methods significantly reduce the number of trainable parameters as compared to fine-tuning the complete set of parameters of a PLM, Prompt Tuning involves training the smallest amount of parameters ($< 0.1\%$), while still being reported to outperform fine-tuning [27]. Prompt Tuning prepends the token embeddings of the input text with a ‘*soft prompt*’, consisting of a sequence of virtual token embeddings, as displayed in Figure 1. During fine-tuning, the PLM’s parameters remain unchanged and only the *soft prompt* is optimized with methods such as gradient descent. This has several advantages: (1) Lower need for computational resources as the number of updated parameters is reduced by a few magnitudes. (2) As Prompt Tuning only manipulates the input fed into the PLM, it provides the unique possibility to combine different tasks or individualized models in one batch, as opposed to loading multiple PLMs into memory and running one batch per task [22, 23]. This can facilitate the deployment of many custom machine learning models simultaneously. (3) Keeping the PLMs parameters unchanged also circumvents the risk of forgetting the knowledge acquired by the PLM during pre-training [46]. This preserves the model’s ability to generalize to data not present in the fine-tuning dataset [23, 26, 46]. Prompt Tuning is therefore a novel approach to text classification that promises competitive performance with PLM fine-tuning while reducing computational costs and maintaining generalizability.

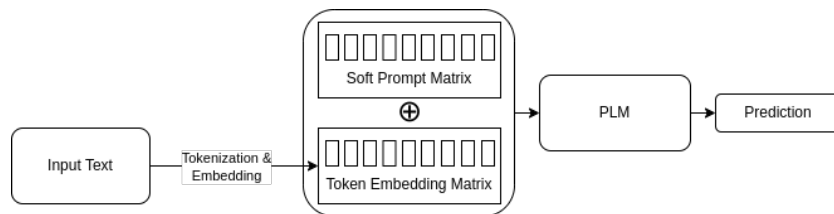


Fig. 1: Prompt Tuning

2.5 Text-to-Text Classification for Multi-Label Tasks

Prompt Tuning is often used in conjunction with text-to-text classification, a method that has historically outperformed other classification methods on many

public benchmarks [37]. This performance improvement follows the intuition that text generation based on input text is more similar to the PLM’s pretraining objectives, which are often next word or masked sequence prediction [37]. Instead of using a classification method to explicitly predict classes, text-to-text classification relies on the PLM’s language head to predict a probability distribution over the token vocabulary. For instance when addressing a sentiment classification task, the predicted probability for the token “good” can be used as a proxy for predicting positive sentiment, while the predicted probability for the token “bad” can be used as a proxy for negative sentiment [37]. Text-to-text classification can be implemented for multi-label problems by generating labels sequentially [52, 53]. The PLM’s language head then generates the predicted labels separated by a separator token (SEP) and stops generating labels once it reaches the end-of-sequence (EOS) token. While fine-tuning the PLM, or the *soft prompt* in the case of Prompt Tuning, the labels have to be provided in a certain order to calculate the loss based on the predicted token probabilities for the expected target tokens. Previous research has shown that the best performance can be expected by sorting the target labels descending by their frequency [17, 52]. However, multi-label text classification with multi-token class titles, as is the case for our industry classification problem, has several limitations:

- (a) Especially if the label does not obviously follow from the input, for instance, if it belongs to a taxonomy unknown to the model, the model might produce incorrect labels, even if these labels have a similar meaning (“Specialized Software” instead of “Vertical Software”).
- (b) The labels have to be provided in a certain order. While ordering the labels from most frequent to least frequent results in the best performance [17, 52], this order is arbitrary. Notably, this means that the model would be discouraged from providing the correct labels in a different order than predefined.
- (c) The model returns a binary decision whether the output contains the label or not. This does not allow to control the sensitivity of the predictions by adjusting the prediction threshold [42]. While the probability of a generated label could be extracted from its token probabilities, this would not serve well as a confidence score - for instance, the confidence for the second generated label represents $P(Y_2|X, Y_1)$, while $P(Y_2|X)$ would be relevant to extract [42].

3 Proposed Methods

To counteract the limitations listed in the previous section, we extend Prompt Tuning with text-to-text classification with two approaches: Constrained decoding with Trie Search, and PTEC.

3.1 Prompt Tuning + Trie Search

To address limitation (a) from the limitations provided above, constrained decoding methods can be applied to only generate valid labels [7, 53]. One such

constrained decoding method is Trie Search, which relies on the construction of a label trie. A minimal example of a possible label trie is displayed on the right-hand side of Figure 2. It organizes all possible target labels in a trie structure, and can be traversed from its root node (BOS) to its leaf nodes (EOS or SEP) to retrieve a valid label. This will be used to guide the PLM’s language during label generation. Instead of selecting the most likely token from the complete vocabulary, the PLM will only be allowed to generate tokens from the options provided by the label trie. For the first generated token, the PLM can choose between the initial tokens of all labels, and at each subsequent token generation step, it will only be allowed to generate valid follow-up tokens from the label space. Trie Search is applied to multi-label classification by generating labels sequentially separated with the SEP token. After reaching a leaf node of the label trie, the PLM can choose between generating the SEP or the EOS token. Whenever the EOS token is generated, no further labels will be predicted. When the SEP token is generated, Trie Search restarts from the trie’s root [53]. However, this may still result in the same label being generated multiple times in a row, especially considering that PLMs have been reported to repeat token sequences [10]. We extend the existing multi-label Trie Search solution [53] to mitigate repetitive label generation: a unique set of predicted labels is enforced by deleting a label from the label trie after it was generated, similar to a method proposed by [3].

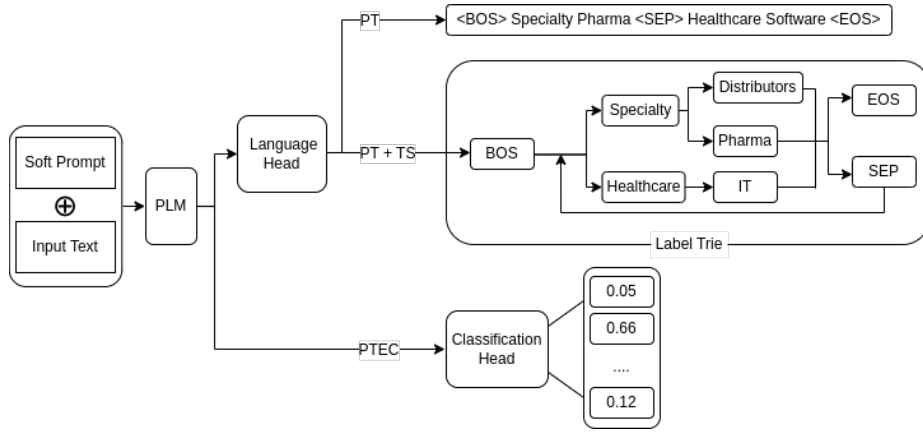


Fig. 2: A schematic comparison of Prompt Tuning (PT), Prompt Tuning with Trie Search (PT + TS), and PTEC. Note that in this example, *Healthcare Software* would not be a valid label name.

When performing multi-label classification as a text-to-text classification approach, the labels have to be provided in a certain order during training. As previous research has shown that the best performance can be expected by sorting the industry labels descending by their frequency [17, 52], this is also implemented in our case. Further, it was shown that the *soft prompt* should be

initialized with the embeddings of existing tokens, and for optimal performance with the embeddings of the label tokens [23]. This is hypothesized to prime the PLM to generate labels from the possible label space [23]. As our use case contains 76 distinct industries and each industry is described by ~ 8 tokens, this would require a *soft prompt* of ~ 608 tokens. However, a long *soft prompt* would take up valuable input tokens of the context window and additionally result in increased training and inference costs. This limitation becomes more clear when we consider that the PLM’s self-attention’s complexity increases quadratically with input length. Therefore, we randomly sample p tokens from all available label tokens to include them in the *soft prompt*, where p is the *soft prompt*’s token length.

Lastly, careful attention has to be paid to the loss calculation when combining multiple examples in one batch. As PyTorch’s [35] cross-entropy loss function would by default average the loss over all label tokens in a batch, industries with names consisting of more tokens (“Public Sector and Government Services”) would have a larger influence on the batch loss than industries with shorter names (“LegalTech”). This may result in the model learning industries with longer names better than industries with shorter names. Consequently, the cross-entropy loss calculation is adjusted as follows: For each example in a batch, the loss is averaged over its label tokens, and then all individual losses are averaged over the batch. This is denoted in Equation 1, where L is the aggregated loss of the batch, N is the number of examples of the batch, y_i is the label tokens for the i -th example, $|y_i|$ is the length of the label of the i -th example measured in its number of tokens, y_{ij} is the true value of the j -th token of the i -th label, and p_{ij} is the predicted probability of the j -th token of the i -th label.

$$L = -\frac{1}{N} \sum_{i=1}^N \left(\frac{1}{|y_i|} \sum_{j=1}^{|y_i|} y_{ij} \log(p_{ij}) \right) \quad (1)$$

Notably, Trie Search only addresses limitation (a), but presents its own constraints. The application of Trie Search is solely during the inference stage; it cannot be applied during training. This is due to the fact that the training loss is calculated based on the model’s predicted probabilities for the true token, as per Equation 1. Moreover, limitations (b) and (c) remain unaddressed by this method. During training, labels still need to be provided in an arbitrary (b), and Trie Search also does not facilitate the calculation of appropriate confidence scores (c).

3.2 Prompt Tuned Embedding Classification (PTEC)

PTEC addresses all limitations (a), (b), and (c) simultaneously by combining Prompt Tuning with Embedding Classification rather than text-to-text classification. This is done by using a single linear layer with a sigmoid activation function to classify the text embeddings generated by the prompt-tuned PLM. Similar methods have been implemented for Named Entity Recognition [26],

and for multi-class text classification [12]. As the linear classification layer is randomly initialized, it will be optimized simultaneously with the *soft prompt*, while the rest of the PLM’s parameters remain frozen. In the case of having embedding vectors of length 4096 and 76 distinct industry labels, this only results in $\sim 300,000$ additional parameters being trained, which still remains multiple magnitudes below a multi-billion parameter PLM.

Training this classification layer in addition to the *soft prompt* would have the benefits of: (a) always predicting valid industries (even when labels appear counter-intuitive); (b) not relying on an arbitrary order; (c) retrieving appropriate confidence scores which can be used to adjust precision and recall to user needs. Additionally to addressing the limitations of text-to-text multi-label classification, PTEC has the additional advantage of a faster inference time, as it only requires one forward pass per prediction, compared to one forward pass per predicted token.

4 Experiments

4.1 Evaluation Task

All experimental methods are evaluated on the multi-label text classification task of assigning one or multiple industries to each company based on its name, description, and keywords relating to its core activities. Finding the model f^* which minimizes loss function L based on company name C , company description D , and keywords K can be denoted in Equation 2, where Y is a company’s true industry classification.

$$f^* = \arg \min_{f \in \mathcal{F}} \sum_{i=1}^m L(f(C_i, D_i, K_i), Y_i) \quad (2)$$

4.2 Data

The dataset consists of around 5500 companies that are annotated with 1 to 4 of 76 different industries, where each industry is labeled at least 20 times. For each company, its legal name, keywords relating to the company’s core activities, and a free text description are available, which are referred to as *company information*. This company information is concatenated to one text which is used as the input prompt in all experiments. The taxonomy of relevant industry sectors is created by investment professionals based on the industries belonging to macro-trends of their interest. These investment professionals also annotated the companies in this dataset with their corresponding industries. Next to the working title of the given industries, such as “MedTech”, a more descriptive set of tags was extracted from databases such as crunchbase [6] and pitchbook [33], resulting in industry titles such as “medtech medical devices therapeutic diagnostic imaging injection laser instrument dental”. It should be noted that the average number of labels per example is 1.1. This indicates that while the problem, in theory, is a multi-label classification problem, most examples in our dataset are not exhaustively

annotated and only carry one label (see Figure 3c). The dataset is split into 75% training set, 10% validation set, and 15% test set. To ensure that each industry is represented in equal proportions in all splits, stratification is performed using multi-label stratified shuffle splitting, as proposed by [40]. During this process, it is ensured that each industry is represented at least 2 times in the validation set, 3 times in the test set, and 15 times in the training set.

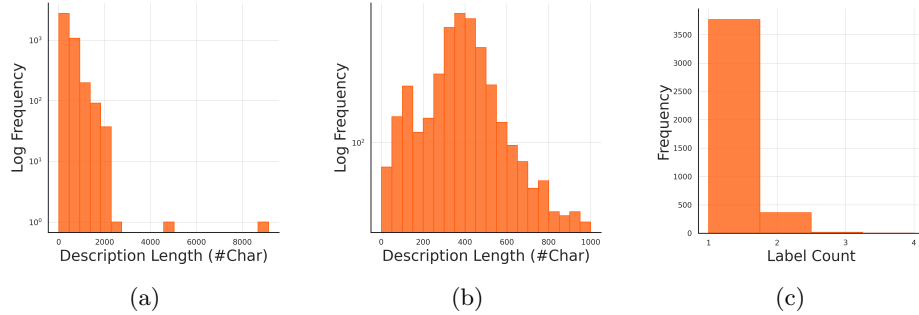


Fig. 3: Distributions of: (a) original description lengths, (b) preprocessed description lengths, and (c) label counts

Since the PLM’s self-attention mechanism’s complexity increases quadratically with prompt length, long input prompts will easily result in out-of-memory (OOM) errors. Therefore, descriptions and keyword lists which consist of more than 1000 characters are summarized using the 250M parameter instruction fine-tuned FLAN T5 model [4], such that no input prompt supersedes a length of 1000 characters. The result of this summarizing step is displayed in Figure 3a and Figure 3b.

4.3 Model Training

To compare the performance of N -shot prompting, KNN, RadiusNN, Parameter-Free Classification with gzip, Embedding Classification, Prompt Tuning, Prompt Tuning with Trie Search, and PTEC, these methods were compared using the 7B parameter version of LLaMa (LLaMa 7B, [47]) and the 1.7B parameter version of Bloom (Bloom 1B7, [38]). All models involving Prompt Tuning were trained using the AdamW optimizer. Additionally, Prompt Tuning was implemented with learning rate warm-up using PyTorch’s OneCycleLR scheduler, and PTEC was trained with exponential learning rate decay using PyTorch’s ExponentialLR scheduler. It was noted that a *soft prompt* usually requires a relatively high learning rate [22], while a classification head performs better with a lower learning rate. Accordingly, PTEC was trained using differential learning rates for the *soft prompt* and the classification head. For both PTEC and the Embedding Classification baseline, we wanted to introduce as few additional parameters as

possible to achieve a fair evaluation of the PLM’s capabilities as proposed by [32]. Therefore, in both cases, a single linear layer with a sigmoid activation function is used as a classification head.

In addition, the data set is significantly imbalanced, as some industries occur only ~ 25 times, while the most frequent industry occurs > 400 times. Several strategies were experimented with to ensure that the model learns all industries equally well, rather than focusing on the most frequent industries: (1) Class weights are calculated for each class with $\frac{n_{\max}}{n_{\text{class}}}$, and the loss for each instance is weighted by its class weight before updating the gradients. (2) Data augmentation is applied to the minority classes to simultaneously upsample them and create a balanced training dataset. This can be done using paraphrasing [51], a data enhancement technique in which a PLM is provided with the company information of a minority sample, and instructed to create information for a new imaginary company with a similar business model and belonging to the same industries. To reduce the computational costs of data augmentation, an augmented dataset is precomputed and retrieved upon training, rather than augmenting the data during the data loading process.

4.4 Hyperparameter Tuning

Table 1: Overview of Hyperparameters, Scales, and Search Space

Method	Hyperparameters	Scale	Searched Space
N -shot	n	linear	$\{0, 1, 2, 4, 8\}$
RadiusNN	radius	linear	$[0.1, 150]$
KNN	k	linear	$\{1, 2, \dots, 150\}$
Classification Head	learning rate	log	$[1e^{-6}, 1e^{-3}]$
	weight decay	log	$[0, 1e^{-3}]$
Prompt Tuning	<i>soft prompt</i> learning rate	log	$[1e^{-9}, 1]$
	<i>soft prompt</i> length	linear	$\{50, 51, \dots, 200\}$
	epochs	linear	$\{5, 6, \dots, 18\}$
PTEC	<i>soft prompt</i> learning rate	log	$[1e^{-9}, 1]$
	<i>soft prompt</i> length	linear	$\{50, 51, \dots, 200\}$
	ch learning rate	log	$[1e^{-9}, 0.1]$
	weight decay	log	$[1e^{-9}, 0.5]$
	epochs	linear	$\{5, 6, \dots, 18\}$

The hyperparameters for all methods were optimized using Bayesian Optimization [43] with 25 random initializations of hyperparameter combinations and 15 iterations of Bayesian Optimization. Hyperparameters such as the learning rate and weight decay were searched on a logarithmic scale, such that the probability to sample values from the interval $[0.01 \leq x \leq 0.1]$ equals the probability to sample values from $[0.001 \leq x \leq 0.01]$, given that both intervals are included in the searched hyperparameter space. For the KNN and RadiusNN methods, the

optimal hyperparameter values have large variability between different models. For this reason, if a hyperparameter was close to the boundary of the searched hyperparameter space, Bayesian Optimization was continued with a broader hyperparameter range. An overview over the optimized hyperparameters, the scale of searching, and the ranges of hyperparameter values searched are provided in Table 1. Hyperparameter tuning was performed using the validation set, while all results reported in Section 5 were calculated over the test set. While the maximum batch size fitting on one A100 GPU was used for model training, an effective batch size of 32 was used for gradient updates.

4.5 Metrics

The goal of an industry classification model is to provide investment professionals with accurate overview of the companies belonging to a given industry of interest. The solution to this problem needs to find an appropriate balance between precision and recall, and should perform similarly well for all industries. Consequently, the macro-averaged F1 score was used to compare model performance. To investigate model performance variability over multiple runs, each model is run 3 times with different random seeds, and the standard deviation in macro-averaged F1 score is reported.

As we are not only interested in optimal performance, but also want to find a model which is cost-effective when frequently retraining it and using it for inference over a large database, we additionally report on the floating point operations (FLOPs) required for fine-tuning and inference over $10M$ companies. Common formulas to estimate FLOPs consumption of neural network training do not encompass edge cases such as Prompt Tuning. Hence, FLOPs were measured on representative samples using Pytorch’s profiler [35], and the results were extrapolated on the full training and inference process. KNN and RadiusNN were implemented using the scikit-learn library [31], which does not provide a profiler to measure FLOPs. Their inference FLOPs were instead estimated as denoted in Equation 3.

$$\text{FLOPs} \approx 3(D \cdot N \cdot M) + (E \cdot M) \quad (3)$$

Here, D represents the dimensionality of the text embeddings, N denotes the number of training samples, M indicates the number of inference samples, and E the FLOPs required to embed one example. A derivation of this formula can be found in appendix A.1. For both RadiusNN and KNN the FLOPs used for calculating the text embeddings of the training data are considered as ‘training’ FLOPs.

4.6 The Impact of Pretraining Knowledge

In the specific use case of industry classification, relevant companies were annotated by investment professionals, and once deployed, inference should be performed on a database of $\sim 10M$ companies. As the annotated companies were

not selected at random, but rather depending on the interest of a given investment professional, they may be structurally different from the companies in the inference data. As PLMs were pretrained using large corpora of text information, a given PLM may have already encountered information about certain companies during pretraining. Since a PLM has likely encountered more information about more popular companies during pretraining, it may be able to perform a certain downstream task better for these than for less popular companies. For instance, if the PLM was pretrained on text containing information about the company *Klarna*, this data might already be sufficient to classify *Klarna* into an industry. If this is the case, and if the annotated dataset differs systematically from the inference dataset in such a way that it contains more popular companies, this would result in the performance of our model being overestimated. Consequently, we included an additional experiment to estimate whether and to what extent we might overestimate performance on the inference dataset. For this purpose, we first gained an impression of whether a PLM may have pretraining knowledge about a certain company simply by prompting it to indicate this, following the logic that PLMs mostly know what they know [18]. We did so for all companies in the test set and conducted a non-parametric Mann-Whitney U test [30] to test the hypothesis H_1 that “classification performance is higher for the companies the PLM indicates to have pretraining knowledge about”.

4.7 Inter-rater Agreement

As it was noted that most examples in our dataset are not exhaustively annotated, an exhaustive list of labels was created for a representative subsample of the test set ($N = 104$). This subsample was obtained using multi-label stratified shuffle splitting [40], and annotated by 3 independent professional raters. To investigate the subjectivity of the labels, chance-corrected inter-annotator agreement was calculated using Cohen’s kappa (κ , [28]). As this addresses a multi-label classification problem, κ was calculated for each label individually and then averaged over all labels.

5 Results

5.1 Model Performance and Computational Cost

This section presents the experimental results comparing performance and computational costs of PTEC, Prompt Tuning, Prompt Tuning with Trie Search, and baseline methods. Figure 4 plots model performance versus computational cost for both training and inference over 10M companies using LLaMa 7B [47] and Bloom 1B7 [38]. For a more precise inspection of the results, the computational costs of training and inference are shown in Table 2 and in Figure 6 in Appendix A.2. It can be observed that PTEC achieves the best performance, while being more efficient than other Prompt Tuning methods for both training and inference. It also shows less variability between runs than Prompt Tuning with

Table 2: Experimental Results. The method requiring the lowest FLOPs and achieving the highest macro-averaged F1 Score is highlighted in **bold** for each model. Note that CH and Nearest Neighbors methods require a similar amount of FLOPs as they require most of their computational resources for creating the embeddings. A dash (-) indicates that a value could not be estimated.

Model	Method	FLOPs		Macro F1	
		Training	Inference	Mean	Std
Bloom 1B7	PTEC	1.12e+17	1.09e+18	0.398	0.019
	PT + TS	8.96e+16	1.65e+18	0.240	0.060
	PT	8.96e+16	1.65e+18	0.221	0.068
	CH	3.29e+16	3.97e+17	0.281	0.006
	KNN	3.29e+16	3.97e+17	0.230	0
	RadiusNN	3.29e+16	3.97e+17	0.101	0
	<i>N</i> -shot + TS	0	8.51e+18	0.134	0.004
	<i>N</i> -shot	0	5.68e+18	0.025	0.005
LLaMa 7B	PTEC	1.69e+17	4.27e+18	0.448	0.001
	PT + TS	9.73e+17	5.62e+18	0.412	0.005
	PT	9.73e+17	5.62e+18	0.412	0.002
	CH	2.13e+17	2.56e+18	0.400	0.007
	KNN	2.13e+17	2.56e+18	0.332	0
	RadiusNN	2.13e+17	2.56e+18	0.237	0
	<i>N</i> -shot + TS	0	2.59e+19	0.032	0.001
	<i>N</i> -shot	0	2.55e+19	0.015	0.002
None	gzip	-	-	0.271	0

text-to-text classification, which becomes especially relevant for Bloom 1B7. Trie Search only has minimal influence on text-to-text classification performance for Prompt Tuning, while this effect is more extreme for *N*-shot prompting. Using a classification head results in performance comparable to Prompt Tuning with text-to-text classification while requiring considerably fewer computational resources. KNN and RadiusNN methods require a similar amount of computational resources but perform worse, which can be attributed to their lower parameter utilization. Although *N*-shot prompting does not require any training FLOPs, it requires a considerably higher amount of inference FLOPs, while also achieving worst performance.

A strength of methods using a classification head, such as PTEC, is their ability to predict appropriate confidence scores. This is displayed in Figure 5, showing the Receiver Operating Characteristic (ROC) curves of multiple methods, and their equivalent Precision-Recall (PR) curve. Note that while the ROC curve is not sensitive to imbalanced classes, the PR curve shows this sensitivity. Both curves give an impression of the additional value provided by PTEC over the other methods.

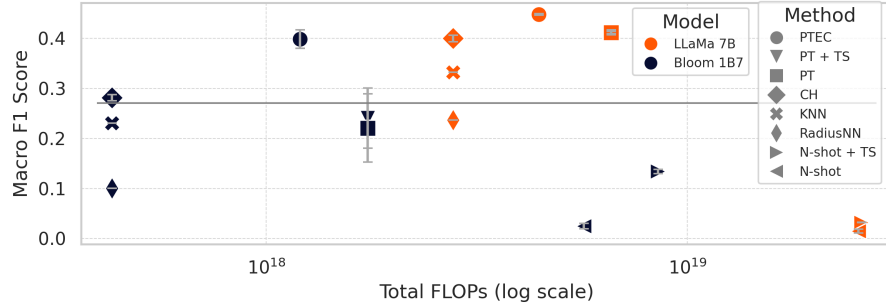


Fig. 4: Comparison of performance and computational cost for both training and inference over $10M$ companies. Error bars refer to the standard deviation in the macro-averaged F1 score over 3 runs. Non-visible error bars indicate 0 standard deviation. Note that Prompt Tuning (PT) and Prompt Tuning with Trie Search (PT + TS) overlap for LLaMa 7B, resulting on only one marker being visible. The horizontal line refers to the performance of Parameter-Free Classification with gzip.

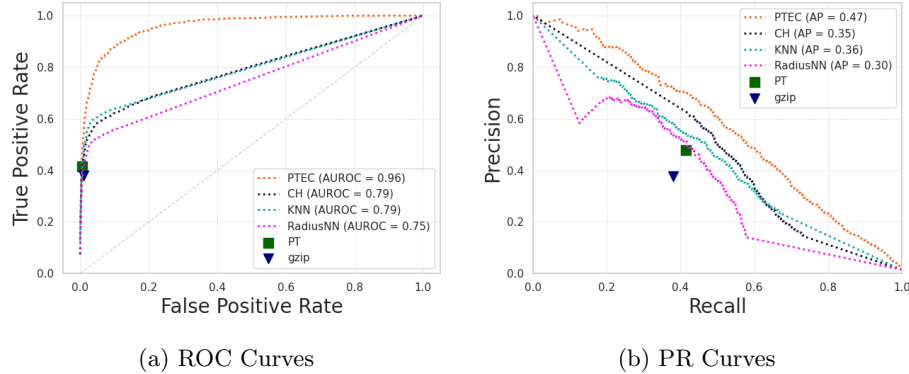


Fig. 5: ROC and PR curves comparing multiple methods, together with their Area Under the ROC curve (AUROC) and Average Precision (AP). Methods which cannot be thresholded are displayed as individual points.

5.2 Ablation Study

Table 3 displays an overview of the techniques used by the methods experimented with in this study. Considering the results from this perspective, Prompt Tuning adds considerable performance gain to both text-to-text classification and Embedding Classification. However, Trie Search only improves performance for N -shot prompting, while it does not show an effect when used in combination with Prompt Tuning.

Table 3: Overview of methods used, and performance of original vs. augmented data using LLaMa 7B as PLM. For each method, the higher macro-averaged F1 score is highlighted in **bold**. Since N -shot learning could only be performed with a limited number of examples, it could not be applied with augmented data.

	ICL	T2T	TS	SS	CH	PT	Macro F1	
							Original	Augmented
N -shot	✓	✓					0.015	
N -shot + TS	✓	✓	✓				0.032	
RadiusNN				✓			0.237	0.289
KNN				✓			0.332	0.369
CH					✓		0.4	0.371
PT		✓				✓	0.412	0.333
PT + TS		✓	✓			✓	0.412	0.333
PTEC					✓	✓	0.448	0.403

Showing which methods make use of ICL, text-to-text (T2T), Trie Search (TS), Similarity Search (SS), classification head (CH), and Prompt Tuning (PT).

5.3 Data Augmentation

Table 3 additionally shows the performance of the methods applied in this experiment when using original and augmented data. It can be observed that Nearest Neighbors methods benefit from data augmentation, while the same does not hold true for all other methods.

5.4 The Impact of Pretraining Knowledge

Of the 839 companies in the test set, 159 companies were indicated to be known from pretraining, while 680 companies were indicated not to be known. A qualitative analysis confirmed that known companies had more information about themselves available online, while unknown companies were more difficult to find information about. A Mann-Whitney U test indicated that differences between both groups were non-significant at a p-value of 0.243 ($U = 50993.5$; $r = 0.0385$), resulting in the rejection of H_1 that the PLM performs better for companies it indicates to have pretraining knowledge about. Effectively, this indicates that we likely do not overestimate performance on the inference dataset, even though this possibility can not be completely excluded.

5.5 Inter-rater Agreement

The moderate inter-rater agreements as shown in Table 4 verify the subjectivity of this classification task. From 104 annotated companies, the annotators only perfectly agreed on the labels of 6 companies. An example⁵ of a company that

⁵ Shortened, rewritten, and details changed to protect proprietary information.

Table 4: Agreement Matrix using Cohen’s Kappa comparing three independent human raters, gold labels, and predictions made with PTEC LLaMA 7B.

	Rater2	Rater3	Gold	PTEC	$\Delta_{\text{Gold-PTEC}}$
Rater1	0.477	0.401	0.389	0.36	0.029
Rater2		0.444	0.551	0.422	0.129
Rater3			0.311	0.245	0.066
Average			0.417	0.342	0.075
Gold				0.562	
$\Delta_{\text{Gold-PTEC}}$ refers to the difference in agreement of a given rater with the gold annotations and the PTEC predictions.					

achieved perfect agreement is “QuantumComp; A developer of a quantum computing system [...]; quantum computing, [...], quantum computing hardware.”. This example was unanimously labeled as “DeepTech” by all raters, PTEC, and the gold annotations. An example⁵ of a company that each rater assigned a unique set of labels to is “ObID; Physical entity identification to [...]; information technology, [...], internet.”. Rater1 labeled ObID as “Identity and Access Managment”, Rater2 as “Other Industrial Automation or IIoT”, Rater3 as “Compliance & Admin Services”, “Inspection”, “Governance, Risk management and Compliance Software”, “Insurtech”, and the PTEC model as “Other Vertical Software”. The annotated gold label was “Governance, Risk management and Compliance Software”.

Moreover, Table 4 shows that the PTEC predictions agree moderately ($\kappa = 0.562$) with the gold annotations, and that it agrees slightly less with all raters than the gold annotations. This indicates that while PTEC aims at replicating the gold annotations, it still does not perform as well when compared to an exhaustive set of labels. However, it has to be noted that the raters had access to the gold annotations while labeling, and their labels may be influenced by the gold annotations. This provides another possible explanation for the higher agreement between the raters and the gold annotations.

6 Discussion

The reported results indicate that Prompt Tuning manages to outperform baseline methods, and specifically when working with a proprietary and nonintuitive industry taxonomy, a classification head may outperform a PLM’s language head. This is in contrast to findings that text-to-text classification with PLMs outperforms classification heads [37], but several arguments can be made to explain this circumstance: (1) Text-to-text classification often performs better because the PLM’s language head is pretrained on large datasets. These pretraining datasets often contain examples of the relevant task (for instance, whether an expression contains positive or negative sentiment). Possibly, pretraining data might already contain similar or identical examples as the evaluation data [50].

However, in our case, the industry taxonomy is proprietary and highly specific. This results in the model not having encoded the input-target mapping during pretraining, and therefore not being able to use its pretraining knowledge on this task. (2) While most tasks used to evaluate text-to-text classification can be reduced to singular-token targets (“good” or “bad”), the industry taxonomy used in this study is too complex to reduce classes to singular tokens. As this results in the model not only needing to learn the correct industry allocation but also the order of the industry’s label tokens, this creates a more complex label space. (3) Text-to-text classification might not generally be superior to a classification head, but might be more often reported on due to a publication bias: A finding that the recently emerging text-to-text classification method performs worse than a well-established classification head is not worth publishing, while the opposite is.

A relevant observation made in this study is the high variability of text-to-text classification performance when using Bloom 1B7 as a PLM, visible in the large error bars in Figure 4. This goes along with results of recent research showing that models from the Bloom family produce the most inconsistent summaries, as judged by other language models [45]. Further, Trie Search appears to be able to improve performance only when no Prompt Tuning takes place. This indicates that Prompt Tuning can correctly learn to predict only valid labels, such that Trie Search does not result in any additional performance gain.

Several limitations of this study should be taken into account. Most importantly, this study relies on an investment firm’s proprietary dataset, making it difficult to compare the performance of the investigated methods to publicly available benchmarks. For this purpose, datasets relating to hate speech detection [34] could be used, as they also address a multi-label classification problem. Moreover, Prompt Tuning as a text-to-text classification method could be implemented using different techniques. For instance, each distinct label could have first been represented by one representative token, which may have solved several limitations of text-to-text classification. Future research into this problem could also experiment with other PEFT methods such as Low-Rank Adaptation (LORA) [15]. To address hierarchical industry taxonomies, hierarchical classification techniques [41] and hyperbolic embeddings may be a promising direction [8]. Considering that our dataset was not exhaustively annotated, methods focusing on positive and unlabeled data problems [24] could be investigated. Last, since one challenge to using PLMs was our highly domain-specific dataset, an additional self-supervised pre-training step on domain-specific data may increase performance.

7 Conclusion

This study benchmarked computational cost and multi-label text classification performance of Prompt Tuning as a parameter-efficient alternative to fine-tuning PLMs. To address the limitations of a text-to-text approach when addressing multi-label classification problems, Prompt Tuning was extended with Trie

Search as a constrained decoding strategy, and with Embedding Classification as a non-text-to-text approach. Results indicate that Prompt Tuning can outperform popular text classification approaches on the given problem, but both performance and efficiency can be further improved by combining Prompt Tuning with Embedding Classification (PTEC). Trie Search only shows incremental performance gains when used with N -shot prompting, but does not show effects when used in combination with Prompt Tuning. These findings highlight the limitations of text-to-text classification methods, especially when applied to complex and highly domain-specific downstream tasks. To further validate these findings, the proposed methods should be evaluated on public datasets. Further performance gains could be achieved by applying more performative PEFT methods, or by including an additional pretraining step on domain-specific data. This study’s results highlight the continuing need of adapting state-of-the-art methods to domain-specific tasks, even in the era of PLMs with strong generalization abilities.

Acknowledgements Acknowledgements go to the team at EQT Motherbrain, which provided continuous support, ideas, and feedback; and to the supervision and teaching I received at the VU Amsterdam and the University of Amsterdam during my master’s studies.

References

1. Brown, T., Mann, B., Ryder, N., Subbiah, M., Kaplan, J.D., Dhariwal, P., Nee-lakantan, A., Shyam, P., Sastry, G., Askell, A., et al.: Language models are few-shot learners. *Advances in neural information processing systems* **33**, 1877–1901 (2020)
2. Chen, S., Hou, Y., Cui, Y., Che, W., Liu, T., Yu, X.: Recall and learn: Fine-tuning deep pretrained language models with less forgetting. In: *Proceedings of the 2020 Conference on Empirical Methods in Natural Language Processing (EMNLP)*. pp. 7870–7881 (2020)
3. Chen, S.F., Chen, Y.C., Yeh, C.K., Wang, Y.C.: Order-free rnn with visual at-tention for multi-label classification. In: *Proceedings of the AAAI conference on artificial intelligence*. vol. 32 (2018)
4. Chung, H.W., Hou, L., Longpre, S., Zoph, B., Tay, Y., Fedus, W., Li, E., Wang, X., Dehghani, M., Brahma, S., et al.: Scaling instruction-finetuned language models. *arXiv preprint arXiv:2210.11416* (2022)
5. Cover, T., Hart, P.: Nearest neighbor pattern classification. *IEEE Transactions on Information Theory* **13**(1), 21–27 (1967). <https://doi.org/10.1109/TIT.1967.1053964>
6. Crunchbase: Crunchbase (2023), <https://www.crunchbase.com/>, accessed: 2023-06-27
7. De Cao, N., Izacard, G., Riedel, S., Petroni, F.: Autoregressive entity retrieval. In: *International Conference on Learning Representations* (2020)
8. Dhingra, B., Shallue, C., Norouzi, M., Dai, A., Dahl, G.: Embedding text in hyper-bolic spaces. In: *Proceedings of the Twelfth Workshop on Graph-Based Methods for Natural Language Processing (TextGraphs-12)*. pp. 59–69 (2018)
9. Ding, N., Qin, Y., Yang, G., Wei, F., Yang, Z., Su, Y., Hu, S., Chen, Y., Chan, C.M., Chen, W., et al.: Parameter-efficient fine-tuning of large-scale pre-trained language models. *Nature Machine Intelligence* **5**(3), 220–235 (2023)
10. Fu, Z., Lam, W., So, A.M.C., Shi, B.: A theoretical analysis of the repetition problem in text generation. In: *Proceedings of the AAAI Conference on Artificial Intelligence*. vol. 35, pp. 12848–12856 (2021)
11. Guo, G., Wang, H., Bell, D., Bi, Y., Greer, K.: Knn model-based approach in clas-sification. In: *On The Move to Meaningful Internet Systems 2003: CoopIS, DOA, and ODBASE: OTM Confederated International Conferences, CoopIS, DOA, and ODBASE 2003, Catania, Sicily, Italy, November 3-7, 2003. Proceedings*. pp. 986–996. Springer (2003)
12. Hambardzumyan, K., Khachatryan, H., May, J.: WARP: Word-level Ad-versarial ReProgramming. In: *Proceedings of the 59th Annual Meeting of the Association for Computational Linguistics and the 11th International Joint Conference on Natural Language Processing (Volume 1: Long Pa-pers)*. pp. 4921–4933. Association for Computational Linguistics, Online (Aug 2021). <https://doi.org/10.18653/v1/2021.acl-long.381>, <https://aclanthology.org/2021.acl-long.381>
13. Hendrycks, D., Burns, C., Basart, S., Zou, A., Mazeika, M., Song, D., Steinhardt, J.: Measuring massive multitask language understanding. In: *International Conference on Learning Representations* (2020)
14. Hoffmann, J., Borgeaud, S., Mensch, A., Buchatskaya, E., Cai, T., Rutherford, E., Casas, D.d.L., Hendricks, L.A., Welbl, J., Clark, A., et al.: Training compute-optimal large language models. *arXiv preprint arXiv:2203.15556* (2022)

15. Hu, E.J., Wallis, P., Allen-Zhu, Z., Li, Y., Wang, S., Wang, L., Chen, W., et al.: Lora: Low-rank adaptation of large language models. In: International Conference on Learning Representations (2021)
16. Jiang, Z., Yang, M., Tsirlin, M., Tang, R., Dai, Y., Lin, J.: “low-resource” text classification: A parameter-free classification method with compressors. In: Findings of the Association for Computational Linguistics: ACL 2023. pp. 6810–6828. Association for Computational Linguistics, Toronto, Canada (Jul 2023), <https://aclanthology.org/2023.findings-acl.426>
17. Jung, T., Kim, J.K., Lee, S., Kang, D.: Cluster-guided label generation in extreme multi-label classification. In: Proceedings of the 17th Conference of the European Chapter of the Association for Computational Linguistics. pp. 1662–1677 (2023)
18. Kadavath, S., Conerly, T., Askell, A., Henighan, T., Drain, D., Perez, E., Schiefer, N., Dodds, Z.H., DasSarma, N., Tran-Johnson, E., et al.: Language models (mostly) know what they know. arXiv preprint arXiv:2207.05221 (2022)
19. Kaplan, J., McCandlish, S., Henighan, T., Brown, T.B., Chess, B., Child, R., Gray, S., Radford, A., Wu, J., Amodei, D.: Scaling laws for neural language models. arXiv preprint arXiv:2001.08361 (2020)
20. Kenton, J.D.M.W.C., Toutanova, L.K.: Bert: Pre-training of deep bidirectional transformers for language understanding. In: Proceedings of NAACL-HLT. pp. 4171–4186 (2019)
21. Kowsari, K., Jafari Meimandi, K., Heidarysafa, M., Mendu, S., Barnes, L., Brown, D.: Text classification algorithms: A survey. *Information* **10**(4), 150 (2019)
22. Lester, B., Al-Rfou, R., Constant, N.: The power of scale for parameter-efficient prompt tuning. In: Proceedings of the 2021 Conference on Empirical Methods in Natural Language Processing. pp. 3045–3059 (2021)
23. Li, X.L., Liang, P.: Prefix-tuning: Optimizing continuous prompts for generation. In: Proceedings of the 59th Annual Meeting of the Association for Computational Linguistics and the 11th International Joint Conference on Natural Language Processing (Volume 1: Long Papers). pp. 4582–4597 (2021)
24. Liu, B., Liu, C., Xiao, Y., Liu, L., Li, W., Chen, X.: Adaboost-based transfer learning method for positive and unlabelled learning problem. *Knowledge-Based Systems* **241**, 108162 (2022)
25. Liu, H., Tam, D., Muqeeth, M., Mohta, J., Huang, T., Bansal, M., Raffel, C.A.: Few-shot parameter-efficient fine-tuning is better and cheaper than in-context learning. *Advances in Neural Information Processing Systems* **35**, 1950–1965 (2022)
26. Liu, X., Ji, K., Fu, Y., Du, Z., Yang, Z., Tang, J.: P-tuning v2: Prompt tuning can be comparable to fine-tuning universally across scales and tasks. arXiv preprint arXiv:2110.07602 (2021)
27. Liu, X., Zheng, Y., Du, Z., Ding, M., Qian, Y., Yang, Z., Tang, J.: Gpt understands, too. arXiv preprint arXiv:2103.10385 (2021)
28. McHugh, M.L.: Interrater reliability: the kappa statistic. *Biochemia medica* **22**(3), 276–282 (2012)
29. Min, S., Lyu, X., Holtzman, A., Artetxe, M., Lewis, M., Hajishirzi, H., Zettlemoyer, L.: Rethinking the role of demonstrations: What makes in-context learning work? In: Proceedings of the 2022 Conference on Empirical Methods in Natural Language Processing. pp. 11048–11064 (2022)
30. Nachar, N., et al.: The mann-whitney u: A test for assessing whether two independent samples come from the same distribution. *Tutorials in quantitative Methods for Psychology* **4**(1), 13–20 (2008)

31. Pedregosa, F., Varoquaux, G., Gramfort, A., Michel, V., Thirion, B., Grisel, O., Blondel, M., Prettenhofer, P., Weiss, R., Dubourg, V., Vanderplas, J., Passos, A., Cournapeau, D., Brucher, M., Perrot, M., Duchesnay, E.: Scikit-learn: Machine learning in Python. *Journal of Machine Learning Research* **12**, 2825–2830 (2011)
32. Peters, M.E., Neumann, M., Iyyer, M., Gardner, M., Clark, C., Lee, K., Zettlemoyer, L.: Deep contextualized word representations. In: *Proceedings of NAACL-HLT*. pp. 2227–2237 (2018)
33. Pitchbook: Pitchbook (2023), <https://pitchbook.com/>, accessed: 2023-06-27
34. Poletto, F., Basile, V., Sanguinetti, M., Bosco, C., Patti, V.: Resources and benchmark corpora for hate speech detection: a systematic review. *Language Resources and Evaluation* **55**, 477–523 (2021)
35. PyTorch: Pytorch profiler (2023), https://pytorch.org/tutorials/recipes/recipes/profiler_recipe.html, accessed: 2023-06-27
36. Qin, G., Eisner, J.: Learning how to ask: Querying lms with mixtures of soft prompts. In: *Proceedings of the 2021 Conference of the North American Chapter of the Association for Computational Linguistics: Human Language Technologies (NAACL-HLT)* (2021)
37. Raffel, C., Shazeer, N., Roberts, A., Lee, K., Narang, S., Matena, M., Zhou, Y., Li, W., Liu, P.J.: Exploring the limits of transfer learning with a unified text-to-text transformer. *The Journal of Machine Learning Research* **21**(1), 5485–5551 (2020)
38. Scao, T.L., Fan, A., Akiki, C., Pavlick, E., Ilić, S., Hesslow, D., Castagné, R., Luccioni, A.S., Yvon, F., Gallé, M., et al.: Bloom: A 176b-parameter open-access multilingual language model. *arXiv preprint arXiv:2211.05100* (2022)
39. Schick, T., Schütze, H.: It’s not just size that matters: Small language models are also few-shot learners. In: *Proceedings of the 2021 Conference of the North American Chapter of the Association for Computational Linguistics: Human Language Technologies*. pp. 2339–2352 (2021)
40. Sechidis, K., Tsoumakas, G., Vlahavas, I.: On the stratification of multi-label data. In: *Machine Learning and Knowledge Discovery in Databases: European Conference, ECML PKDD 2011, Athens, Greece, September 5-9, 2011, Proceedings, Part III* 22. pp. 145–158. Springer (2011)
41. Silla, C.N., Freitas, A.A.: A survey of hierarchical classification across different application domains. *Data Mining and Knowledge Discovery* **22**, 31–72 (2011)
42. Simig, D., Petroni, F., Yanki, P., Popat, K., Du, C., Riedel, S., Yazdani, M.: Open vocabulary extreme classification using generative models. In: *Findings of the Association for Computational Linguistics: ACL 2022*. pp. 1561–1583 (2022)
43. Snoek, J., Larochelle, H., Adams, R.P.: Practical bayesian optimization of machine learning algorithms. *Advances in neural information processing systems* **25** (2012)
44. Srivastava, A., Rastogi, A., Rao, A., Shoeb, A.A.M., Abid, A., Fisch, A., Brown, A.R., Santoro, A., Gupta, A., Garriga-Alonso, A., et al.: Beyond the imitation game: Quantifying and extrapolating the capabilities of language models. *Transactions on Machine Learning Research* (2023)
45. Tam, D., Mascarenhas, A., Zhang, S., Kwan, S., Bansal, M., Raffel, C.: Evaluating the factual consistency of large language models through news summarization. In: *Findings of the Association for Computational Linguistics: ACL 2023*. pp. 5220–5255 (2023)
46. Tam, W.L., Liu, X., Ji, K., Xue, L., Zhang, X., Dong, Y., Liu, J., Hu, M., Tang, J.: Parameter-efficient prompt tuning makes generalized and calibrated neural text retrievers. *arXiv preprint arXiv:2207.07087* (2022)

47. Touvron, H., Lavril, T., Izacard, G., Martinet, X., Lachaux, M.A., Lacroix, T., Rozière, B., Goyal, N., Hambro, E., Azhar, F., et al.: Llama: Open and efficient foundation language models. arXiv preprint arXiv:2302.13971 (2023)
48. Tu, L., Xiong, C., Zhou, Y.: Prompt-tuning can be much better than fine-tuning on cross-lingual understanding with multilingual language models. In: Findings of the Association for Computational Linguistics: EMNLP 2022. pp. 5478–5485. Association for Computational Linguistics, Abu Dhabi, United Arab Emirates (Dec 2022), <https://aclanthology.org/2022.findings-emnlp.401>
49. Webson, A., Pavlick, E.: Do prompt-based models really understand the meaning of their prompts? In: Proceedings of the 2022 Conference of the North American Chapter of the Association for Computational Linguistics: Human Language Technologies. pp. 2300–2344 (2022)
50. Wei, J., Tay, Y., Bommasani, R., Raffel, C., Zoph, B., Borgeaud, S., Yogatama, D., Bosma, M., Zhou, D., Metzler, D., et al.: Emergent abilities of large language models. Transactions on Machine Learning Research (2022)
51. Witteveen, S., Andrews, M.: Paraphrasing with large language models. In: Proceedings of the 3rd Workshop on Neural Generation and Translation. pp. 215–220 (2019)
52. Yang, P., Sun, X., Li, W., Ma, S., Wu, W., Wang, H.: Sgm: Sequence generation model for multi-label classification. In: Proceedings of the 27th International Conference on Computational Linguistics. pp. 3915–3926 (2018)
53. Yang, Z., Kwon, S., Yao, Z., Yu, H.: Multi-label few-shot icd coding as autoregressive generation with prompt. In: Proceedings of the AAAI Conference on Artificial Intelligence. vol. 37, pp. 5366–5374 (2023)
54. Zhao, Z., Wallace, E., Feng, S., Klein, D., Singh, S.: Calibrate before use: Improving few-shot performance of language models. In: International Conference on Machine Learning. pp. 12697–12706. PMLR (2021)

A Appendix

A.1 FLOPs Estimation for Nearest Neighbor Methods

The term $3(D \cdot N \cdot M)$ estimates the number of floating point operations (FLOPs) for performing classification with the KNN and RadiusNN algorithms, given that both training and inference samples are already embedded. In both methods, each inference embedding is compared with every training embedding. For KNN, we identify its 'k' nearest neighbors, while for RadiusNN, we identify all the neighbors lying within a specified radius 'r'. D represents the dimensionality of the data, N the number of training samples, and M the number of inference samples. The term $3 \cdot D$ corresponds to calculating the Euclidean distance between two embeddings. This calculation involves the subtraction of one embedding from the other (D FLOPs), the squaring of each element of the new vector (D FLOPs), the taking of the sum of these values ($D - 1$ FLOPs) and finally the taking of the square root of this sum (1 FLOP). As this is done once for each pair of training and inference examples, the distance calculations will need $3 \cdot D \cdot N \cdot M$ FLOPs in total. In addition to distance calculations, the term $E \cdot M$ refers to calculating the embeddings for the inference samples, where an average value of E is calculated by measuring the FLOPs used for generating one embedding with PyTorch's profiler.

As this is only an estimate, the exact number can vary based on the specifics of the operations used. While the formula provided here assumes a brute-force method for KNN and RadiusNN, it is important to note that more efficient methods are often employed in practice, especially in popular machine learning libraries such as scikit-learn. True computational resources required by KNN and RadiusNN methods may therefore be lower than estimated in this paper. However, this estimation provides a general idea of the computational resources needed.

A.2 Additional Experimental Results

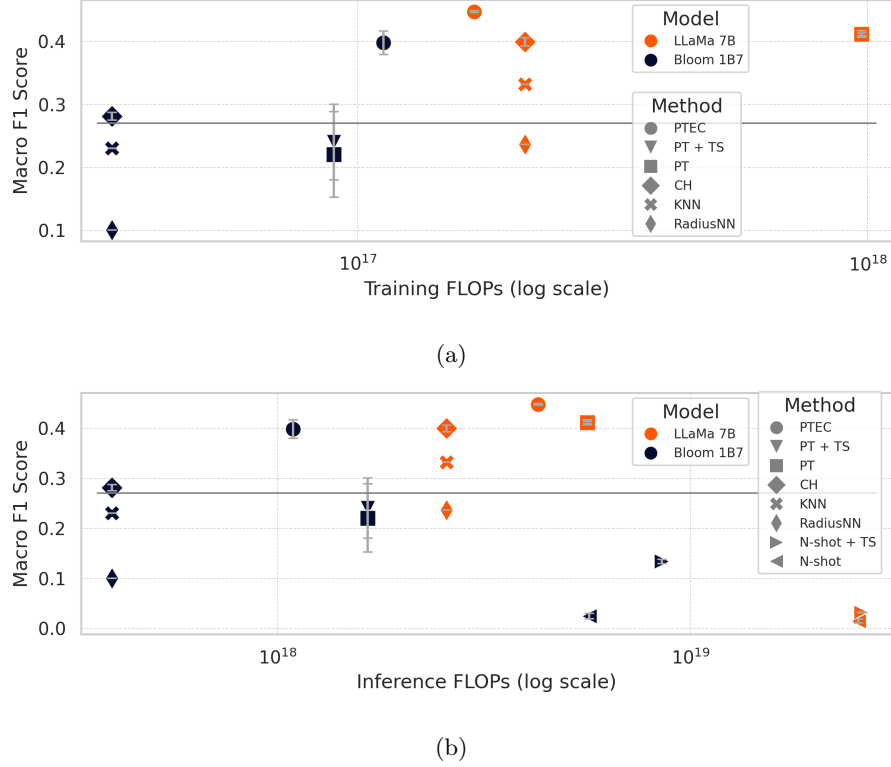


Fig. 6: Comparison of performance and computational cost for (a) training and (b) inference over $10M$ companies. Error bars refer to the standard deviation in the macro-averaged F1 score over 3 runs. Non-visible error bars indicate 0 standard deviation. Note that N -shot prompting is not included in graph (a) since it requires 0 training FLOPs and that Prompt Tuning (PT) and Prompt Tuning with Trie Search (PT + TS) overlap for LLaMa 7B, resulting on only one marker being visible. The horizontal line refers to the performance of Parameter-Free Classification with gzip.