

InstructERC: Reforming Emotion Recognition in Conversation with a Multi-task Retrieval-based LLMs Framework

Shanglin Lei* and Xiaoping Wang

School of Artificial Intelligence and Automation School of Artificial Intelligence
HUST, Wuhan, China

Guanting Dong*

BUPT, Beijing, China

Keheng Wang

Sino-French Engineer School
Beihang University, Beijing, China

Sirui Wang

Meituan Inc.
Beijing, China

Abstract

The field of emotion recognition of conversation (ERC) has been focusing on separating sentence feature encoding and context modeling, lacking exploration in generative paradigms based on unified designs. In this study, we propose a novel approach, **InstructERC**, to reformulate the ERC task from a discriminative framework to a generative framework based on Large Language Models (LLMs). InstructERC makes three significant contributions: (1) it introduces a simple yet effective retrieval template module, which helps the model explicitly integrate multi-granularity dialogue supervision information. (2) We introduce two additional emotion alignment tasks, namely speaker identification and emotion prediction tasks, to implicitly model the dialogue role relationships and future emotional tendencies in conversations. (3) Pioneeringly, we unify emotion labels across benchmarks through the feeling wheel to fit real application scenarios. InstructERC still perform impressively on this unified dataset. Our LLM-based plugin framework significantly outperforms all previous models and achieves comprehensive SOTA on three commonly used ERC datasets. Extensive analysis of parameter-efficient and data-scaling experiments provides empirical guidance for applying it in practical scenarios. Our code and aligned unified dataset (UIME) can be found in the Github link.¹

1 Introduction

“The question is not whether intelligent machines can have emotions, but whether machines without emotions can achieve intelligence”, as mentioned in “Society of Mind” (Minsky, 1988). Empowering machines with the ability to understand emotions in various scenarios has always been the unwavering direction of researchers.

In contrast to conventional binary sentiment analysis tasks (Pontiki et al., 2016), which only rely

¹You can find the official realization in the Github link: <https://github.com/LIN-SHANG/InstructERC>

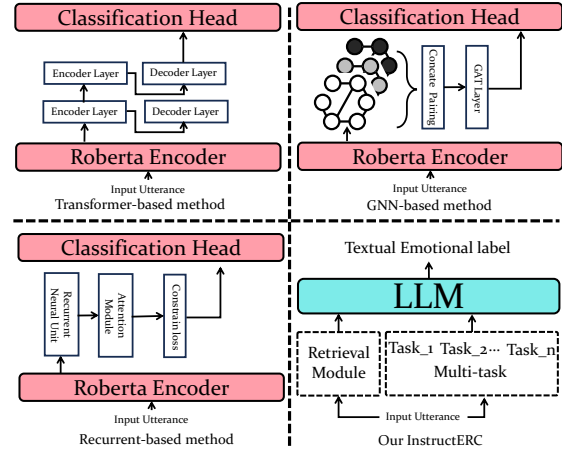


Figure 1: The illustration of different paradigms for ERC

on text with explicit attitude tendencies, the emotion recognition in conversation (ERC) task aims to identify more fine-grained emotional tendencies in each sentence of a conversation. Specifically, for a given complete dialogue sequence input and a set of emotional labels, the model is required to accurately assign an emotional label to each sentence. Intuitively, the recognition of emotional tendencies in the target sentence is heavily influenced by its historical utterances (Yingjian et al., 2023), and there is significant variation in how different speakers perceive and express emotions (Shen et al., 2021). Therefore, it is imperative to meticulously model the speakers and dialogue context.

Figure 1 illustrates that previous work based on Roberta (Liu et al., 2019) in ERC can be roughly divided into three categories: (1) **Transformer-based methods** (Li et al., 2020; Song et al., 2022; Liu et al., 2023; Chudasama et al., 2022) attempt to establish long-range emotional correlations in conversational scenarios by directly adopting or modifying the original transformer block. (2) **Recurrent-based methods** (Hu et al., 2023; Lei et al., 2023; Majumder et al., 2019; Hazarika et al.,

2018; Poria et al., 2017) utilize various forms of RNNs, like LSTM and GRU, to model individual emotional states and global emotional impacts separately. (3) **GNN-based methods** (Ghosal et al., 2019; Ishiwatari et al., 2020; Shen et al., 2021; Li et al., 2023a) typically use nodes and edges to model characters and dialogue relationships in conversations. Above approaches have their strengths in modeling dialogue at the sentence level, but they still generally adhere to the paradigm of fine-tuning sentence features and separately modeling dialogue context. However, in realistic scenarios, end-to-end model designs are often more practical.

Fortunately, the recent successful application (OpenAI, 2023) and emergence capabilities (Zhao et al., 2023) of pre-trained large language models (LLMs) have demonstrated remarkable performance in natural language reasoning tasks. By using a generative architecture, LLMs unify the output and input of different tasks and have shown significant performance improvements in all NLP tasks. Despite their powerful capabilities, enabling these abilities for specific sub-tasks requires high-quality prompts (Wei et al., 2021; Chung et al., 2022) and designs to fill the reasoning gap. Therefore, how to use LLMs framework to reconstruct ERC while considering context modeling, speaker modeling, and capturing conversation relationships poses a significant challenge in pushing this framework towards a realistic ERC application.

In this work, we reformulate the ERC task using LLMs. Specifically, we design a simple but efficient retrieval template module, which consists of instruction, historical utterance, label statements, and emotional domain retrieval to explicitly integrate multi-granularity dialogue supervision information during reasoning. In addition, we separately design two auxiliary tasks for the ERC task: speaker identification task and emotion prediction task. The speaker identification task assists LLMs in modeling dialogue role relationships by predicting the speaker of each sentence, while the emotion prediction task models future emotional tendencies in conversations. Furthermore, we pioneeringly align labels for three benchmarks and conduct a series of unified dataset experiments. The phenomenon of low-resource gains and high-resource containment, different data mixing strategies and data scaling results providing empirical guidance for practical applications.

In conclusion, our work can be outlined as follows:

- To the best of our knowledge, we are the first to reformulate the ERC task as a retrieval based Seq2Seq paradigm with LLMs and present an effective instruction template which can adapt to different dialog scenarios.
- We propose two novel emotional auxiliary tasks to implicitly model the dialogue role relationships and future emotional tendencies in conversations.
- Our InstructERC significantly outperforms all previous models and achieves comprehensive SOTA on three commonly used ERC datasets.
- We pioneeringly align labels for three benchmark to form the UIME ERC dataset, a series of unified dataset experimental results provides empirical guidance for application in practical scenarios.

2 Methodology

In this section, we present a comprehensive overview of the proposed InstructERC framework shown as Figure 3. Firstly, we provide a brief introduction to the task definition of ERC. Next, we discuss the framework of InstructERC, which consists of two major parts: retrieval template module and emotional alignment tasks. Finally, we introduce training and inference process of our framework.²

2.1 Problem Definition

Assuming a dialogue text $U = [u_1, u_2, \dots, u_n]$ of length n is given, which includes M speakers/parties p_1, p_2, \dots, p_M ($M \geq 2$) in the dialogue, and each utterance u_i spoken by the corresponding speaker $p_{K(u_i)}$. Function K is employed to establish a mapping between each utterance and its corresponding speaker. o is the number of emotional categories, which varies with the number of emotional types in different evaluation datasets.

In the discriminative framework, researchers first fine-tune an RoBERTA-style model with the context-free utterance, extract the feature vector at the CLS position as the input for the downstream ERC model. The aim is to map the feature vector of the given utterance to a scalar between 1 and o .

In the generative framework based on LLMs, for a given utterance, we process it into formatted text according to the pre-designed template and input

²Due to the space limitation, we have included the related works in Appendix B.

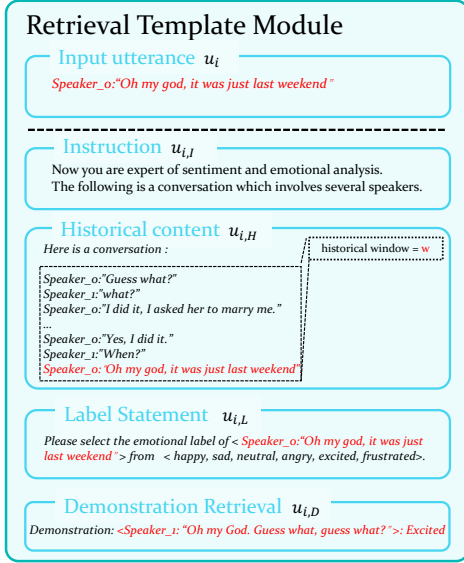


Figure 2: The Schematic of Retrieval Template Module.

it into LLMs. The aim is to enable LLMs generate the most reasonable text emotional label, which must belong to the predefined text emotional label set $\mathcal{E} = \{e_1, e_2, \dots, e_o\}$.

2.2 Retrieval Template Module

To better transfer and utilize the inference ability of pre-trained large language models, we reconstruct the ERC task to the seq2seq form and solve it through fine-tuning LLMs. Therefore, we construct a efficient retrieval template module to bridge the gap when applying LLMs to specific NLP sub-tasks. As shown in Figure 2, for ERC task, each input consists of four parts: instructions, historical content, label statement, and demonstration retrieval.

Instruction. The instructions serve to provide the model with a well-defined role, precise details of the ERC task, and a standardized format for the input dialogue text. For the primary ERC task, our instruction $u_{i,I}$ is shown in Figure 2.

Historical Content. To model the context in realistic ERC scenarios, We employ a hyperparameter, the historical window (denoted as w), to indicate the specific rounds (including current utterance) of historical dialogue along with the corresponding speaker information. For the emotion recognition of the target utterance u_n , its historical content $u_{i,H}$ is shown in Figure 2.

Label Statement. To confine the model’s output within a finite range of labels and enable the model to focus on the current utterance being recognized, our label statement $u_{i,L}$ is shown in Figure 2.

Demonstration Retrieval. In order to further integrate emotional information to assist reasoning, we have developed a domain demonstration recall module based on semantic similarity. In detail, we construct a domain base \mathcal{D}_{domain} from the training dataset that removes speaker identity information and balances the number of emotion labels, which ensures that the demonstrations is not influenced by the distribution of speakers or emotion labels in the dataset. For a given utterance u_i to be identified, we retrieve the most relevant ERC example from \mathcal{D}_{domain} as the demonstration. To perform the retrieval, we use a bidirectional encoder SBERT (Reimers and Gurevych, 2019) to find the most semantically similar ERC example d_{rvl} . SBERT generates independent CLS embeddings for the target utterance u_i and each element d_j in \mathcal{D}_{domain} . After sorting all target-demonstration pairs by cosine similarity, we select the pair with the highest score as the most relevant element d_{rvl} . An abstract mathematical description of this process is as follows:

$$d_{rvl_i} = \operatorname{argmax}_{d_j \in \mathcal{D}_{domain}} \text{SBERT}(u_i, d_j) \quad (1)$$

The textual input $u_{i,D}$ for the demonstration retrieval part is shown in Figure 2. In summary, after constructing the Retrieval template, the simplified input x_i for the main task is as follows:

$$x_i = [u_{i,I}; u_{i,H}; u_{i,L}; u_{i,D}] \quad (2)$$

where $[\cdot]$ means the textual concatenation, $u_{i,I}$, $u_{i,H}$, $u_{i,L}$, and $u_{i,D}$ indicate Instructions, Historical content, Label statement, demonstration retrieval for a given utterance u_i .

2.3 Emotional alignment tasks

To better capture the dialogue role relationships and future emotional tendencies in conversations, we have incorporated two auxiliary tasks, namely speaker identification and emotion impact prediction, which constitute the fine-grained subtasks of the InstructERC framework. The model is jointly trained with these auxiliary tasks to improve its overall performance, illustrated in Figure 3.

Speaker Identification task. Emotions are expressed differently among different speakers. To enable the LLM to capture the speaking styles of different individuals, beyond (Li et al., 2020), the model is trained to identify the relevant speaker for a given utterance, without considering the historical context. For a given dataset, a predefined set

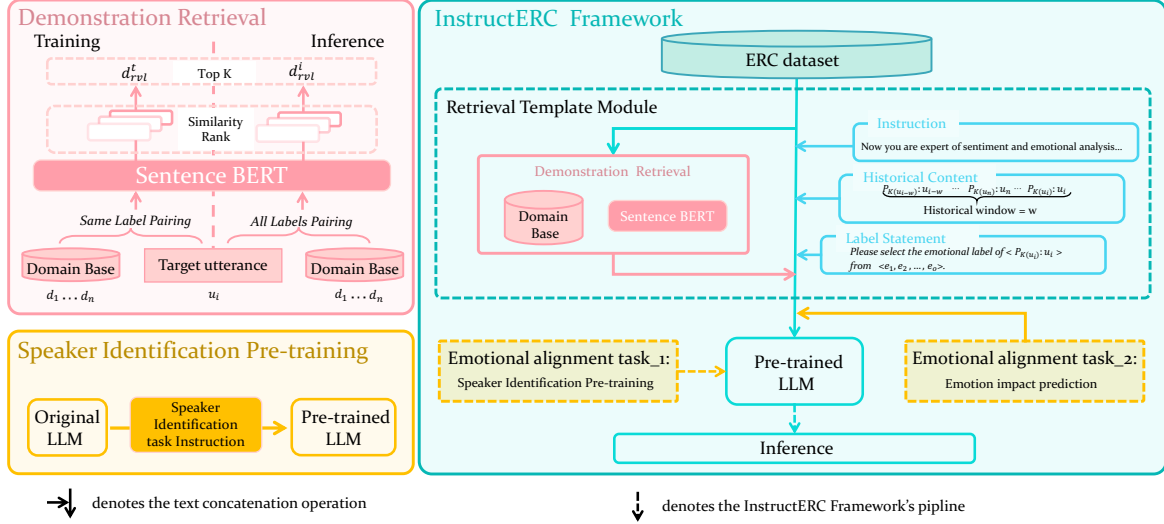


Figure 3: The overview of InstructERC framework

of speaker labels is provided. Consistent with the main task, the Instruction text input x_i^p for this task is constructed as follows:

“Now you are an expert of sentiment and emotional analysis. Please select the Speaker label of the utterance <Speaker:u_i> from <p_1,...,p_M>”

The loss function for the Speaker Identification is as follows:

$$\mathcal{L}_p = \sum_i^N -\log P(\mu_i | x_i^p, \theta) \quad (3)$$

Here, μ_i represents the token of the corresponding speaker label for the given speaker identification task input sample x_i^p . Unless otherwise specified, N stands for the total number of utterances in the dataset, while θ represents the parameters of the LLM.

Emotion Impact Prediction task. In the daily conversations, the intricate relationships between individuals can have a significant impact on the emotional states of subsequent dialog. To address these issues, we propose a generative framework for the emotion impact prediction task, which implicitly captures the interplay between dialogues and emotional impacts.

Specifically, the input for emotion impact prediction consists of three parts: instruction, historical content, and label statement. First, the instruction part of this task is kept consistent with the instruction part of the main task. Then, since the task requires predicting the impact of previous historical utterances on the current utterance, unlike the

main task, the historical content $u_{i,H}^e$ with a window of “w” will not include the current utterance. Correspondingly, to stay aligned with the original design intention of the task, the label statement of this task is modified as follows:

“Based on the above historical utterances, the next utterance is spoken by <P_K(u_i)>, please predict the emotion states of <P_K(u_i)> from <e_1, e_2, ..., e_o>.”

Hence, the overall input for emotion impact prediction is:

$$x_i^e = [u_{i,I}; u_{i,H}^e, u_{i,L}^e] \quad (4)$$

The loss calculation for the emotion impact prediction task is as follows:

$$\mathcal{L}_e = \sum_i^N -\log P(\epsilon_i | x_i^e, \theta) \quad (5)$$

Here, ϵ_i represents the emotional label token of the text label e_i corresponding to the formatted input utterance x_i .

2.4 Overview of InstructERC

To sum up the instruction based generative framework for ERC, given an input utterance x_i after concatenating the retrieval template d_{rvl} and a LLM, the model returns the logits g_i and the generated text y_i for the entire sentence, including both input and output tokens. This is represented by the following equation:

$$y_i, \mathbf{g}_i = \text{LLM}(x_i, \theta) \quad (6)$$

Table 1: The statistics of datasets. avg_utt denotes the average number of utterances in a conversation.

Datasets	Conversations			Utterances			classes	type	avg_utt	Evaluation
	Train	Val	Test	Train	Val	Test				
IEMOCAP	108	12	31	5163	647	1623	6	two-person	47	W-F1
MELD	1038	114	280	9989	1109	2610	7	multi-party	9	W-F1
EmoryNLP	713	99	85	9934	1344	1328	7	multi-party	11	W-F1

Here, θ is the same as mentioned. The LLM predicts the conditional probability $p(\gamma_i|x_i, \theta)$ of generating each token γ_i of the generated text y_i until the end symbol `<eos>` is outputted. As for logits $\mathbf{g}_i \in \mathbf{R}^{L \times V}$, where L and V denote the length of the entire sentence and the size of the vocabulary used by the LLM, respectively.

In accordance with the original training method of LLMs, we adopt the next token prediction loss to measure the model’s output error. Therefore, the loss calculation of the main task, denoted as \mathcal{L}_{main} , is defined as follows:

$$\mathcal{L}_{main} = \sum_i^N -\log P(\epsilon_i|x_i, \theta) \quad (7)$$

Training and Inference. During training and inference, our retrieval process, emotional alignment tasks and main tasks in InstructERC can be divided into two stages:

In the first stage of joint training, the characteristics of the speaker intuitively form the basis of emotional expression. Therefore, we use the speaker identification task for LLM pre-training to fine-tune speaker characteristics, which aims to preheat parameters for subsequent ERC tasks..

In the second stage, we fine-tune LLM using both the ERC main task and the emotion influence prediction task to improve overall performance. The training loss at this stage is $\mathcal{L}_{main} + \alpha * \mathcal{L}_e$, where α is a hyperparameter used to adjust the weight of the emotion influence prediction task loss in the second overall joint training loss.

The difference of demonstration retrieval on training and inference stage is shown in figure 2, we limit the retrieved examples to those with the same emotion label as the current recognized speech, namely Same label pairing ,in order to provide more diverse emotional understanding while avoiding excessive noise during training. During inference, there are no restrictions on the retrieved demonstrations due to the labels are unknown, namely All labels pairing. The retrieval results, simply referred as d_{rvl} , are specialized as d_{rvl}^t and

d_{rvl}^i in training and inference stage, respectively.

3 Experiments and Results

3.1 Dataset

We evaluate the efficacy of InstructERC on three standard benchmark datasets: IEMOCAP, MELD, and EmoryNLP.

IEMOCAP (Busso et al., 2008) is a dataset recorded as dyadic conversational video clips with eight speaker participating in the training set while two speaker in testing set.

MELD dataset (Poria et al., 2018) is a multi-modal dataset that has been expanded from the EmotionLines dataset. MELD is obtained from the popular TV show *Friends* and comprises over 1400 dialogues and 13000 utterances, each of which is labeled with emotion and sentiment classes.

EmoryNLP (Zahiri and Choi, 2017) is a dataset also collected from the TV series *Friends*. The dataset comprises utterances that are categorized into seven distinct emotional classes.

This study exclusively focuses on the emotional classes and the text modality in these datasets. Moreover, we ensure consistency with COSMIC regarding the train/val/test splits. The specifics of the datasets are outlined in Table 1.

3.2 Baselines

Align with the related works, we select several only textual modality baselines to compare with our InstructERC. **1) Transformer-based:** SPCL+CL(Song et al., 2022) and MPLP (Zhang et al., 2023b) , **2) Recurrent-based:** EmotionIC(Yingjian et al., 2023) and SACL-LSTM(Hu et al., 2023), **3) GNN-based:** DualGATs(Zhang et al., 2023a) and Skier(Li et al., 2023b). **4) LLM backbones:** ChatGLM-6B & ChatGLM2-6B (Du et al., 2022) and LLaMA-7B & LLaMA2-7B (Touvron et al., 2023). More details of baselines and implementations can be referred to Appendix C and D.

3.3 Main Results

Table 2 illustrates the results of comparing our InstructERC model with other models and backbones from different perspectives. Based on this, We make the following observations:

(1) Our methods achieves significant improvements over the SOTA of discriminative models on all benchmarks. Specifically, we outperform EmotionIC, Skier, and DuaGATs by 1.73%, 1.76%, and 1.08% on IEMOCAP, MELD and EmoryNLP respectively. Notably, we completely outperformed commonsense knowledge models (Skier) on two benchmarks without any external knowledge, demonstrating the extreme utilization of our method for textual data.

(2) To gain an insight into LLM models under different supervision scenarios for ERC task, we conduct experiments on Zero-shot + InstructERC and LoRA + InstructERC settings. It can be observed that even with carefully designed primary task instructions, LLMs still struggle in zero-shot scenarios, which further confirms the existence of a significant reasoning gap in their application to ERC sub-task. Furthermore, by utilizing the LoRA + InstructERC, the performance of the four LLMs has significantly improved, especially on the IEMOCAP dataset. This fully demonstrates the effectiveness and generalization ability of our InstructERC framework, which greatly enhances the emotion recognition capability of LLM in long texts.

(3) InstructionERC is a plug-and-play method that can be adapted to multiple generative frameworks, such as prefix decoder or causal decoder. Although ChatGPT has a relevant competitive good performance on short length conversation scenarios(e.g. Meld,EmoryNLP), as can be seen, our results are far superior to the level of ChatGPT. Our unified alignment task and demonstration construction strategy are not tailored to any specific dataset design, highlighting the strong transferability and generalization capability of our approach.

3.4 Ablution study

We conduct an ablation study to investigate the characteristics of the main components in InstructERC. Table 3 shows the ablation results, and “w/o” denotes the model performance without a specific module. We have following observations:

(1) The performance of InstructERC drops when

Table 2: The main results on three benchmarks.

Dataset Models	IEMOCAP W-F1	MELD W-F1	EmoryNLP W-F1	Average W-F1
Disciminant Models				
SPCL+CL [†]	69.74	66.35	40.25	58.78
MPLP*	66.65	66.51	-	-
EmotionIC [†]	69.61	66.40	40.01	58.63
SACL*	69.22	66.45	39.65	58.44
DualGATs*	67.68	66.90	40.29	58.29
Skier [†]	-	67.39	40.07	-
Zero-shot + InstructERC				
ChatGPT3.5 [†]	53.38	65.07	37.00	51.81
ChatGLM [†]	38.6	38.8	19.6	32.33
ChatGLM2 [†]	21.1	21.8	24.4	22.43
Llama [†]	0.753	9.12	5.31	5.06
Llama2 [†]	2.774	16.28	8.36	9.46
LoRA + Backbone				
ChatGLM [†]	17.98	40.54	25.71	28.07
ChatGLM2 [†]	52.88	64.85	37.69	51.80
Llama [†]	55.81	66.15	37.98	53.21
Llama2 [†]	55.96	65.84	38.21	53.33
LoRA + InstructERC				
ChatGLM [†]	36.04	46.41	30.86	37.77
ChatGLM2 [†]	67.54	65.58	39.09	57.40
Llama [†]	64.17	67.62	39.34	57.04
Llama2 [†]	71.39	69.15	41.37	60.64

NOTE: The best results of other baselines are in gold font, while SOTA results across all models are emphasized in red font. * indicate results sourced from the model’s paper, and a (†) denotes results from reproductions conducted by the authors.

removing any one component, which suggests that every part of the design is necessary.

(2) Removing any one Emotional alignment task results in great performance degradation. This is consistent with our conjecture since speaker identification and emotion impact prediction provide relatively orthogonal semantic information from two perspectives.³

(3) Taking away the domain retrieval module resulted in a steady decline on all three datasets, demonstrating the important role of domain information in dialogue modeling.

4) Removing joint alignment task tasks causes obvious performance degradation compared with removing one of them, which indicates that jointly pre-training objectives have a mutually reinforcing effect.⁴

(5) Replacing LoRA with full-parameter fine-tuning results in a significant drop in performance, which indicates that the parameter-efficient ap-

³We also explore the impact of α on the performance of InstructERC, refer to Appendix E.2

⁴We also explore the optimal conversational turns in modeling context in ERC, please refer to the “The historical window exploration study” section in Appendix E.1.

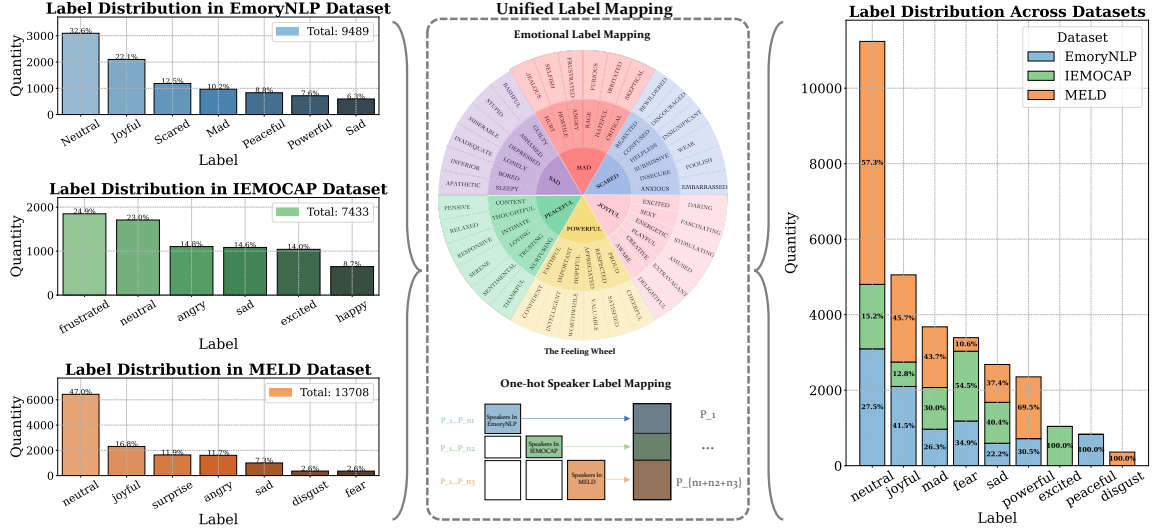


Figure 4: Unified Label Mapping Across three Open-source Benchmarks. The Feeling Wheel is proposed by (Willcox, 1982)

Table 3: The ablation results of Llama2 on three benchmarks.

Dataset Models	IEMOCAP W-F1	MELD W-F1	EmoryNLP W-F1
LoRA + InstructERC			
Llama2	71.39 ±0.10	69.15 ±0.08	41.37 ±0.11
w/o \mathcal{L}_e	70.50*±0.12	68.97*±0.10	40.78*±0.10
w/o \mathcal{L}_p	70.70*±0.15	68.76*±0.14	40.59**±0.13
w/o $\mathcal{L}_e + \mathcal{L}_p$	69.71**±0.17	68.39**±0.11	39.56**±0.15
w/o \mathcal{D}_{domain}	70.91*±0.13	68.62*±0.19	40.54*±0.19
w/o LoRA	70.30**±0.11	64.80**±0.12	40.05**±0.21

Results with standard deviation and significance testing between w/o* and Llama2 (*p<0.05, **p<0.01.)

proach is effective in preventing overfitting of LLMs on the ERC task. For detailed analysis, please refer to the “All Parameters vs Parameter Efficiency” section in Appendix E.3. The further data scaling analysis of single dataset can be refer to Appendix E.4.

4 Unified dataset Experiments

4.1 Unified Dataset Experiment Setup

To further substantiate the efficacy and robustness of our framework, we conduct a compelling experiment involving a Unified-IEMOCAP-MELD-EmoryNLP dataset (UIME). Within the settings of this experiment, all emotional labels across the datasets are standardized, and all speaker labels are also consolidated. The unification details of speaker labels and emotional labels can be referred to Appendix A. Subsequently, we conduct data

scaling experiments on the UIME. As shown in Figure 4, these datasets have significant variations in sample size and class imbalance within each dataset. To explore the impact of different sampling methods on the final performance, two data scaling approaches are experimented with: Total Mixing and Ratio Mixing.

In the “Total Mixing” approach, all subdatasets in UIME are first merged together, and then $\{1, 1/2, 1/4, 1/8, 1/16, 1/32, 1/64\}$ amounts of data are randomly sampled separately from the merged data to fine-tune instructERC. Conversely, in the “Ratio Mixing” approach, $\{1, 1/2, 1/4, 1/8, 1/16, 1/32, 1/64\}$ amounts of subdatasets are first randomly sampled separately, and then they are merged in accordance with their respective ratios to form the training data. Both approaches maintain the same quantity of the final training data.

The details of results are shown in Table 6 in Appendix A, and a more intuitive presentation is shown in Figure 5.

4.2 The Robustness of InstructERC

As depicted in the Figure 5, Compared to the single dataset training setup, the performance of InstructERC, when fine-tuned on the UIME, has experienced a minor drop across three benchmarks. Specifically, there’s a decrease of 2.4% in IEMOCAP, 1.08% in MELD, and 1.1% in EmoryNLP. However, a relatively high Weighted F1 score (W-F1) can still be maintained simultaneously on these three benchmarks, particularly the performance of

The Unified Dataset Experiments of Llama2 on three benchmarks

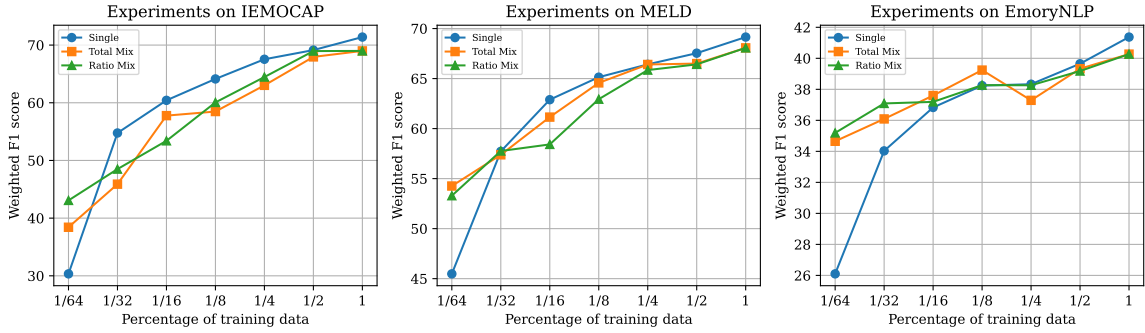


Figure 5: The data scaling analysis demonstrated on three benchmarks using different data mixing strategies

MELD(68.07%), which continues to surpass the SOTA level of all small models. Consequently, it is evident that our approach to dataset processing is simple, yet efficient. Furthermore, InstructERC, grounded on the Llama2-7B large language model base, exhibits exceptional robustness, capable of concurrently acquiring emotional paradigms from a multitude of distinct distributions, a feat previously unattainable by small models⁵.

4.3 The Data Scaling Exploration

Large language models possess formidable learning capabilities, thus validating the data scaling relationship is a crucial part of our framework. We conduct data scaling experiments on the unified dataset from 1 to 1/64. As the scale of training data exponentially decreases from 1 to 1/32 within the range, the performance of the model on the three benchmarks exhibits a slight fluctuation in linear decline.

We are also surprised to discover that during the final stage of training data reduction from 1/32 to 1/64, the Total Mixing and Ratio Mixing strategies continue to exhibit a linear performance decline. However, the performance of the model trained under the single method experiences a drastic drop, as depicted in Figure 5. We posit that data from different scenarios endows the model with the capability to comprehend emotions from diverse perspectives. This, in turn, allows the model to achieve robust enhancements under various data conditions. Such mutual gain is particularly pronounced in low resource scenarios (1/64). This is consistent with the findings of some existing explorations in large models (Dong et al., 2023).

4.4 The Discussion of Mixing Strategies

We have further investigated the impact of different mixing strategies on data scaling. The results displayed by different datasets on various mixing strategies can be interpreted from the following two perspectives:

Data Representativeness: In Total Mixing sampling, where each dataset’s samples are equally likely to be selected, the unique traits of smaller datasets like IEMOCAP may be obscured by larger ones like MELD. In contrast, Ratio Mixing sampling, which represents each dataset proportionally to its original sample size, may better highlight the characteristics and influence of smaller datasets.

Effect of Class Imbalance: In smaller datasets with internal class imbalances, Total Mixing sampling could exacerbate these imbalances. For instance, if IEMOCAP has a relatively smaller number of samples in a certain category, Total Mixing sampling might further intensify this imbalance during model training. Ratio Mixing sampling, however, better preserves the original class proportions of the datasets, potentially mitigating class imbalance impacts to a degree.

5 Conclusion

We introduce InstructERC, a novel approach that transforms the ERC task from a discriminative framework to a generative framework using LLMs. InstructERC presents a simple and effective retrieval template adapting to different conversation lengths. Furthermore, we introduce two emotional alignment tasks to model speaker and complex conversation relationships. InstructERC outperforms all previous models and achieve comprehensive SOTA results on three benchmarks. We also pioneer in unifying label mapping and modeling across

⁵The statistics of scaling analysis can be found in Table 6

these datasets, demonstrating the InstructERC’s robust generalization capabilities. Our extensive analysis provides practical insights for implementing InstructERC in real-world ERC scenarios.

Limitation

In this work, we focus solely on the textual aspects of these datasets. The exploration of multimodal aspects is reserved for future research. We have conducted our explorations specifically on two representative large model frameworks, ChatGLM and LLaMA. Due to limitations in our graphics card capacity, the maximum parameter size of the large models we used does not exceed 7 billion.

Ethics Statement

All the data sets we used for the experiment were published publicly. These data sets passed the ethical review at the time of publication. All the non-original methods and modules mentioned in this article have quoted other people’s literature. All our science artifacts observe MIT license.

References

- Tom B. Brown, Benjamin Mann, Nick Ryder, Melanie Subbiah, Jared Kaplan, Prafulla Dhariwal, Arvind Neelakantan, Pranav Shyam, Girish Sastry, Amanda Askell, Sandhini Agarwal, Ariel Herbert-Voss, Gretchen Krueger, Tom Henighan, Rewon Child, Aditya Ramesh, Daniel M. Ziegler, Jeffrey Wu, Clemens Winter, Christopher Hesse, Mark Chen, Eric Sigler, Mateusz Litwin, Scott Gray, Benjamin Chess, Jack Clark, Christopher Berner, Sam McCandlish, Alec Radford, Ilya Sutskever, and Dario Amodei. 2020. [Language models are few-shot learners](#).
- Carlos Busso, Murtaza Bulut, Chi-Chun Lee, Abe Kazemzadeh, Emily Mower, Samuel Kim, Jeanette N Chang, Sungbok Lee, and Shrikanth S Narayanan. 2008. Iemocap: Interactive emotional dyadic motion capture database. *Language resources and evaluation*, 42:335–359.
- Vishal Chudasama, Purbayan Kar, Ashish Gudmalwar, Nirmesh Shah, Pankaj Wasnik, and Naoyuki Onoe. 2022. M2fnet: Multi-modal fusion network for emotion recognition in conversation. In *Proceedings of the IEEE/CVF Conference on Computer Vision and Pattern Recognition*, pages 4652–4661.
- Hyung Won Chung, Le Hou, Shayne Longpre, Barret Zoph, Yi Tay, William Fedus, Yunxuan Li, Xuezhi Wang, Mostafa Dehghani, Siddhartha Brahma, et al. 2022. Scaling instruction-finetuned language models. *arXiv preprint arXiv:2210.11416*.
- Guanting Dong, Hongyi Yuan, Keming Lu, Chengpeng Li, Mingfeng Xue, Dayiheng Liu, Wei Wang, Zheng Yuan, Chang Zhou, and Jingren Zhou. 2023. How abilities in large language models are affected by supervised fine-tuning data composition. *arXiv preprint arXiv:2310.05492*.
- Zhengxiao Du, Yujie Qian, Xiao Liu, Ming Ding, Jiezhong Qiu, Zhilin Yang, and Jie Tang. 2022. Glm: General language model pretraining with autoregressive blank infilling. In *Proceedings of the 60th Annual Meeting of the Association for Computational Linguistics (Volume 1: Long Papers)*, pages 320–335.
- Deepanway Ghosal, Navonil Majumder, Soujanya Poria, Niyati Chhaya, and Alexander Gelbukh. 2019. Dialoguecn: A graph convolutional neural network for emotion recognition in conversation. In *Proceedings of the 2019 Conference on Empirical Methods in Natural Language Processing and the 9th International Joint Conference on Natural Language Processing (EMNLP-IJCNLP)*, pages 154–164.
- Devamanyu Hazarika, Soujanya Poria, Rada Mihalcea, Erik Cambria, and Roger Zimmermann. 2018. Icon: Interactive conversational memory network for multimodal emotion detection. In *Proceedings of the 2018 conference on empirical methods in natural language processing*, pages 2594–2604.
- Dou Hu, Yinan Bao, Lingwei Wei, Wei Zhou, and Songlin Hu. 2023. Supervised adversarial contrastive learning for emotion recognition in conversations. *arXiv preprint arXiv:2306.01505*.
- Edward J. Hu, Yelong Shen, Phillip Wallis, Zeyuan Allen-Zhu, Yuanzhi Li, Shean Wang, Lu Wang, and Weizhu Chen. 2021. [Lora: Low-rank adaptation of large language models](#).
- Taichi Ishiwatari, Yuki Yasuda, Taro Miyazaki, and Jun Goto. 2020. Relation-aware graph attention networks with relational position encodings for emotion recognition in conversations. In *Proceedings of the 2020 Conference on Empirical Methods in Natural Language Processing (EMNLP)*, pages 7360–7370.
- Shanglin Lei, Xiaoping Wang, Guanting Dong, Jiang Li, and Yingjian Liu. 2023. Watch the speakers: A hybrid continuous attribution network for emotion recognition in conversation with emotion disentanglement. *arXiv preprint arXiv:2309.09799*.
- Jiang Li, Xiaoping Wang, Guoqing Lv, and Zhigang Zeng. 2023a. Graphcfc: A directed graph based cross-modal feature complementation approach for multimodal conversational emotion recognition. *IEEE Transactions on Multimedia*.
- Jiangnan Li, Zheng Lin, Peng Fu, and Weiping Wang. 2021. Past, present, and future: Conversational emotion recognition through structural modeling of psychological knowledge. In *Findings of the association for computational linguistics: EMNLP 2021*, pages 1204–1214.

- Jingye Li, Meishan Zhang, Donghong Ji, and Yijiang Liu. 2020. Multi-task learning with auxiliary speaker identification for conversational emotion recognition. *arXiv preprint arXiv:2003.01478*.
- Wei Li, Luyao Zhu, Rui Mao, and Erik Cambria. 2023b. Skier: A symbolic knowledge integrated model for conversational emotion recognition. In *Proceedings of the AAAI Conference on Artificial Intelligence*.
- Junyang Lin, Rui Men, An Yang, Chang Zhou, Yichang Zhang, Peng Wang, Jingren Zhou, Jie Tang, and Hongxia Yang. 2021. **M6: Multi-modality-to-multi-modality multitask mega-transformer for unified pre-training**. In *Proceedings of the 27th ACM SIGKDD Conference on Knowledge Discovery Data Mining, KDD '21*, page 3251–3261, New York, NY, USA. Association for Computing Machinery.
- Xiao Liu, Jian Zhang, Heng Zhang, Fuzhao Xue, and Yang You. 2023. Hierarchical dialogue understanding with special tokens and turn-level attention. *arXiv preprint arXiv:2305.00262*.
- Yinhan Liu, Myle Ott, Naman Goyal, Jingfei Du, Mandar Joshi, Danqi Chen, Omer Levy, Mike Lewis, Luke Zettlemoyer, and Veselin Stoyanov. 2019. Roberta: A robustly optimized bert pretraining approach. *arXiv preprint arXiv:1907.11692*.
- Yaojie Lu, Qing Liu, Dai Dai, Xinyan Xiao, Hongyu Lin, Xianpei Han, Le Sun, and Hua Wu. 2022. **Unified structure generation for universal information extraction**. In *Proceedings of the 60th Annual Meeting of the Association for Computational Linguistics (Volume 1: Long Papers)*, pages 5755–5772, Dublin, Ireland. Association for Computational Linguistics.
- Navonil Majumder, Soujanya Poria, Devamanyu Hazarika, Rada Mihalcea, Alexander Gelbukh, and Erik Cambria. 2019. Dialoguernn: An attentive rnn for emotion detection in conversations. In *Proceedings of the AAAI conference on artificial intelligence*, volume 33, pages 6818–6825.
- Marvin Minsky. 1988. *Society of mind*. Simon and Schuster.
- OpenAI. 2023. **Gpt-4 technical report**.
- Long Ouyang, Jeff Wu, Xu Jiang, Diogo Almeida, Carroll L. Wainwright, Pamela Mishkin, Chong Zhang, Sandhini Agarwal, Katarina Slama, Alex Ray, John Schulman, Jacob Hilton, Fraser Kelton, Luke Miller, Maddie Simens, Amanda Askell, Peter Welinder, Paul Christiano, Jan Leike, and Ryan Lowe. 2022. **Training language models to follow instructions with human feedback**.
- Maria Pontiki, Dimitris Galanis, Haris Papageorgiou, Ion Androutsopoulos, Suresh Manandhar, Mohammed AL-Smadi, Mahmoud Al-Ayyoub, Yanyan Zhao, Bing Qin, Orphée De Clercq, et al. 2016. Semeval-2016 task 5: Aspect based sentiment analysis. In *ProWorkshop on Semantic Evaluation (SemEval-2016)*, pages 19–30. Association for Computational Linguistics.
- Soujanya Poria, Erik Cambria, Devamanyu Hazarika, Navonil Majumder, Amir Zadeh, and Louis-Philippe Morency. 2017. Context-dependent sentiment analysis in user-generated videos. In *Proceedings of the 55th annual meeting of the association for computational linguistics (volume 1: Long papers)*, pages 873–883.
- Soujanya Poria, Devamanyu Hazarika, Navonil Majumder, Gautam Naik, Erik Cambria, and Rada Mihalcea. 2018. Meld: A multimodal multi-party dataset for emotion recognition in conversations. *arXiv preprint arXiv:1810.02508*.
- Nils Reimers and Iryna Gurevych. 2019. Sentence-bert: Sentence embeddings using siamese bert-networks. *arXiv preprint arXiv:1908.10084*.
- Weizhou Shen, Siyue Wu, Yunyi Yang, and Xiaojun Quan. 2021. Directed acyclic graph network for conversational emotion recognition. *arXiv preprint arXiv:2105.12907*.
- Yongliang Shen, Kaitao Song, Xu Tan, Dongsheng Li, Weiming Lu, and Yueting Zhuang. 2023. **Hugging-gpt: Solving ai tasks with chatgpt and its friends in huggingface**.
- Xiaohui Song, Longtao Huang, Hui Xue, and Songlin Hu. 2022. Supervised prototypical contrastive learning for emotion recognition in conversation. *arXiv preprint arXiv:2210.08713*.
- Hugo Touvron, Thibaut Lavril, Gautier Izacard, Xavier Martinet, Marie-Anne Lachaux, Timothée Lacroix, Baptiste Rozière, Naman Goyal, Eric Hambro, Faisal Azhar, Aurelien Rodriguez, Armand Joulin, Edouard Grave, and Guillaume Lample. 2023. **Llama: Open and efficient foundation language models**.
- Jason Wei, Maarten Bosma, Vincent Y Zhao, Kelvin Guu, Adams Wei Yu, Brian Lester, Nan Du, Andrew M Dai, and Quoc V Le. 2021. Finetuned language models are zero-shot learners. *arXiv preprint arXiv:2109.01652*.
- Jason Wei, Xuezhi Wang, Dale Schuurmans, Maarten Bosma, Brian Ichter, Fei Xia, Ed Chi, Quoc Le, and Denny Zhou. 2023. **Chain-of-thought prompting elicits its reasoning in large language models**.
- Gloria Willcox. 1982. The feeling wheel: A tool for expanding awareness of emotions and increasing spontaneity and intimacy. *Transactional Analysis Journal*, 12(4):274–276.
- Liu Yingjian, Li Jiang, Wang Xiaoping, and Zeng Zhigang. 2023. Emotionic: Emotional inertia and contagion-driven dependency modelling for emotion recognition in conversation. *arXiv preprint arXiv:2303.11117*.
- Zheng Yuan, Hongyi Yuan, Chengpeng Li, Guanting Dong, Chuanqi Tan, and Chang Zhou. 2023. **Scaling relationship on learning mathematical reasoning with large language models**.

- Sayyed M Zahiri and Jinho D Choi. 2017. Emotion detection on tv show transcripts with sequence-based convolutional neural networks. *arXiv preprint arXiv:1708.04299*.
- Duzhen Zhang, Feilong Chen, and Xiuyi Chen. 2023a. DualGATs: Dual graph attention networks for emotion recognition in conversations. In *Proceedings of the 61st Annual Meeting of the Association for Computational Linguistics (Volume 1: Long Papers)*, pages 7395–7408, Toronto, Canada. Association for Computational Linguistics.
- Ting Zhang, Zhuang Chen, Ming Zhong, and Tiejun Qian. 2023b. Mimicking the thinking process for emotion recognition in conversation with prompts and paraphrasing. *arXiv preprint arXiv:2306.06601*.
- Yupeng Zhang, Shensi Wang, Peiguang Li, Guanting Dong, Sirui Wang, Yunsen Xian, Zhoujun Li, and Hongzhi Zhang. 2023c. Pay attention to implicit attribute values: A multi-modal generative framework for AVE task. In *Findings of the Association for Computational Linguistics: ACL 2023*, pages 13139–13151, Toronto, Canada. Association for Computational Linguistics.
- Wayne Xin Zhao, Kun Zhou, Junyi Li, Tianyi Tang, Xiaolei Wang, Yupeng Hou, Yingqian Min, Beichen Zhang, Junjie Zhang, Zican Dong, et al. 2023. A survey of large language models. *arXiv preprint arXiv:2303.18223*.

Table 4: Unified Label Mapping

Number	IEMOCAP	MELD	EmoryNLP	Final Emotion
1	happy	joyful	joyful	joyful
2	sad	sad	sad	sad
3	neutral	neutral	neutral	neutral
4	angry	angry	mad	mad
5	excited	N/A	N/A	excited
6	N/A	surprise	powerful	powerful
7	scared	fear	frustrated	fear
8	N/A	N/A	peaceful	peaceful
9	N/A	disgust	N/A	disgust

Table 5: One-hot Speaker Label Mapping

Speaker label	IEMOCAP	MELD	EmoryNLP
1	1	N/A	N/A
...	...	N/A	N/A
n_1	n_1	N/A	N/A
$n_1 + 1$	N/A	1	N/A
...	N/A	...	N/A
$n_1 + n_2$	N/A	n_2	N/A
$n_1 + n_2 + 1$	N/A	N/A	1
...	N/A	N/A	...
$n_1 + n_2 + n_3$	N/A	N/A	n_3

A The Details of Unified Dataset Experiment Setup

To further substantiate the efficacy and robustness of our framework, we conduct a compelling experiment involving a unified dataset. Within the settings of this experiment, all emotional labels across the datasets are standardized, and all speaker labels are also consolidated. Subsequently, we conduct data scaling experiments on the processed unified dataset. The evaluation method employed in the experimental results, utilizing the weighted F1 score, aligned with the evaluation method delineated in Section Experiments.

We continue to use the previous datasets IEMOCAP, MELD, and EmoryNLP. According to The Feeling Wheel (Willcox, 1982) proposed in 1982, as shown in subfigure of Figure 4, we align all emotional labels from three datasets with this standard, the details of which are shown in Tabel 4. After completion of label mapping, there are a total of 9 types of emotional labels, which are *joyful*, *sad*, *neutral*, *mad*, *excited*, *powerful*, *fear*, *peaceful* and *disgust*. Furthermore, due to the uniqueness of character labels in each dataset, we have renumbered them using a One-hot encoding approach, as demonstrated in the "One-hot Speaker Label Mapping" Table 5, which also is shown in subfigure of Figure 4.

We still utilize the LoRA method in PEFT to

train InstructERC on the unified dataset, and the training results are evaluated on the three datasets respectively. As mentioned above, these datasets have significant variations in sample size and class imbalance within each dataset. To explore the impact of different sampling methods on the final performance, two data scaling approaches were experimented with: Total Mixing and Ratio Mixing.

In the Total Mixing approach, all datasets are combined for uniform sampling. Conversely, in the Ratio Mixing approach, datasets are sampled separately and then combined. Both approaches maintain the same quantity of training data, but due to the larger absolute number of training samples in MELD and EmoryNLP, the Total Mixing approach results in a higher proportion of samples from these two datasets when varying data scaling is applied. Meanwhile, we design Total Mixing and Ratio Mixing experiments to explore the impact of different data mixing strategies and data quantities on the model. On the basis of the following, we further explore the impact of data sampling ratio on the model’s performance. The details of results are shown in Table 6, and a more intuitive presentation is shown in Figure 5.

B Related Works

B.1 Emotion Recognition in Conversation

After more than a decade of development, the field of Emotion Recognition in Conversation (ERC) has seen many outstanding works. These can be broadly classified into three categories: Transformer-based, GNN-based, Recurrent-based.

Specifically, **Transformer-based** works (Li et al., 2020; Song et al., 2022; Liu et al., 2023; Yingjian et al., 2023; Chudasama et al., 2022) attempt to establish long-range emotional correlations in conversational scenarios by directly adopting or modifying the original transformer block. These efforts have made significant contributions in this direction.

GNN-based works (Ghosal et al., 2019; Ishiwatari et al., 2020; Shen et al., 2021; Li et al., 2023a) extensively use graphs and edges to model interactions between people in conversational scenarios and the influences between different modalities. They employ various forms of multi-layer graph neural networks to fit potential conversational relations, effectively exploring this direction.

Recurrent-based works (Hu et al., 2023; Lei et al., 2023; Majumder et al., 2019; Hazarika et al.,

Table 6: The Unified Dataset Experiments of Llama2 on three benchmarks

Data Precent	IEMOCAP W-F1			MELD W-F1			EmoryNLP W-F1		
	Total Mixing	Ratio Mixing	Single	Total Mixing	Ratio Mixing	Single	Total Mixing	Ratio Mixing	Single
1	68.99	68.99	71.39	68.07	68.07	69.15	40.27	40.27	41.37
1/2	67.95	68.96	69.13	66.50	66.42	67.54	39.18	39.33	39.65
1/4	63.02	64.46	67.54	66.41	65.85	66.42	38.26	37.29	38.33
1/8	58.48	60.06	64.13	64.57	62.94	65.14	38.27	39.24	38.24
1/16	57.77	53.40	60.42	61.15	58.42	62.89	37.19	37.60	36.83
1/32	45.89	48.50	54.76	57.38	57.76	57.72	37.09	36.09	34.03
1/64	38.42	43.07	30.34	54.26	53.29	45.48	35.19	34.65	26.10

2018; Poria et al., 2017) utilize various forms of RNNs, like LSTM and GRU, to model individual emotional states and global emotional impacts separately. They incorporate attention mechanisms or direct vector concatenation to represent personal and global emotional states collectively, marking effective exploration in this area.

B.2 Large Language Models

The emergence of large-scale language models (LLMs) have brought revolutionary transformation to the field of natural language processing (NLP) (Shen et al., 2023). LLMs, such as GPT-3 (Brown et al., 2020), LLaMA (Touvron et al., 2023) and GPT-4 (OpenAI, 2023), have demonstrated impressive abilities on various tasks, as well as the use of external techniques such as reinforcement learning from human feedback (RLHF) (Ouyang et al., 2022). LLMs based on generative framework even reformulate the multi modal perspective (Lin et al., 2021; Zhang et al., 2023c). More recently, the NLP community has been exploring various application directions for LLMs. For instance, chain-of-thought prompting and RFT (Wei et al., 2023; Yuan et al., 2023) enables LLMs to generate problem-solving processes step-by-step, significantly enhancing the model’s reasoning ability. Researchers have utilized the interactive capabilities of LLMs to generate commands that invoke external tools for handling of downstream tasks (Shen et al., 2023). Other researchers have proposed parameter-efficient fine-tuning (PEFT) to address the issue of excessive computational resource without sacrificing performance (Hu et al., 2021).

C Baselines

For discriminative ERC models, we selected several SOTA baseline for each method. For our reconstructed generative model, we chose four popular LLMs as backbones.

Recurrent-based: 1) **EmotionIC** (Yingjian

et al., 2023) uses IM-MHA and DialogGRU to capture contextual information in the dialogue, and SkipCRF to capture high-order dependencies between speakers for emotional flow simulation. 2) **SACL-LSTM** (Hu et al., 2023) extracts structured representations using contrast-aware adversarial training and joint class-spread contrastive learning, an additional contextual adversarial training strategy to enhance context robustness.

Transformer-based: 1) **UniMSE** (Lu et al., 2022) is a framework that unifies multimodal sentiment analysis and emotion recognition in conversation tasks. This framework achieves this by performing modality fusion at both the syntactic and semantic levels, and by introducing contrastive learning between modalities and samples. 2) **SPCL** (Song et al., 2022) is a method that addresses imbalanced classification issues using Prototypical Network and contrastive learning, without the need for large batch sizes, and incorporates a difficulty measure function and curriculum learning to mitigate the effects of extreme samples.

GNN-based: 1) **SKAIG** (Li et al., 2021) uses a connected graph to enhance the targeted utterance with information from the past and future context, and utilizes CommonSense Knowledge (CSK) to enrich edges with knowledge representations. 2) **GraphCFC** (Li et al., 2023a) is a module that efficiently models contextual and interactive information for ERC task. It uses multiple extractors and PairCC strategy to address the heterogeneity gap in multimodal fusion.

LLM backbones: 1) **ChatGLM-6B & ChatGLM2-6B:** ChatGLM-6B is an open-source conversational language model (Du et al., 2022) for Chinese and English. It has 6.2 billion parameters and is optimized for Chinese QA. It has been trained on 1 trillion Chinese and English identifiers and further improved through various techniques. ChatGLM2-6B is the second generation of the model, pre-trained on 1.4 trillion Chinese and English identifiers with human preference align-

ment training. It extends the context window to 32K and speeds up inference with Multi-Query Attention. **2) Llama-7B & Llama2-7B:** Llama-7B is the 7B parameters’ version of the a collection of foundation language models (Touvron et al., 2023) ranging from 7B to 65B parameters, which is trained on trillions of tokens. Llama2-7B pre-trained models are trained on 2 trillion tokens, and have double the context length than Llama 1. Its fine-tuned models have been trained on over 1 million human annotations.

D Implementation Details

We use ChatGLM and Llama as our backbone model. Considering the efficiency and effectiveness of Parameter-Efficient-Fine-Tuning (PEFT), we adopt LoRA (Hu et al., 2021) and insert low-rank adapters after self-attention layers. We set the dimension of adapters to 16 and the learning rate to $2e-4$. The learning rate is set to $2e-5$ for all parameters’ finetune. The historical window is set to 1, 5, 12, 20 for iemocap, meld and EmoryNLP respectively for all experiments. The retrieval parameter “TopK” is set to Top1 empirically. The hypermeter α is set to 0.1 during training. Greedy search is used during inference if not specified. Moreover, our experiments are conducted by taking the average of three runs with no hyperparameter searching. We train with FP16 precision on $4 \times 80G$ Nvidia A100 GPUs.

E The Supplementary Experiments

E.1 The historical window exploration study

Table 7: The historical window exploration of Llama2 on three benchmarks.

historical window	IEMOCAP W-F1	MELD W-F1	EmoryNLP W-F1
LoRA + LLaMA2 + InstructERC			
1	56.12 \pm 1.40	65.91 \pm 0.46	38.32 \pm 0.38
5	68.65 \pm 0.32	66.97 \pm 0.21	40.48 \pm 0.23
12	71.39 \pm 0.10	69.15 \pm 0.09	41.37 \pm 0.11
20	71.01 \pm 0.12	68.75 \pm 0.12	40.56 \pm 0.15

In the historical window exploration study, we examine how different sizes of historical windows affect emotion recognition tasks. Due to token limitations, we set the upper limit for conversational turns to 20. This is an upgrade from earlier, smaller Pretrained Language Models (PLMs, e.g. Roberta(Liu et al., 2019)), which only support up

to 5 turns. We find that a window of 12 turns is optimal for capturing the necessary historical context. In general, expanding the count of historical turns aids in enhancing the accuracy of emotion detection, a trend that is readily observable in the IEMOCAP dataset featured long-term turns. However, there’s a point where adding more historical turns doesn’t lead to better results and might even harm performance, especially for datasets like MELD and EmoryNLP, which have an average length of 6 to 7 turns. However, these insights are beyond the reach of smaller PLMs that top out at 5 turns.

E.2 The exploration experiments on α

Table 8: The exploration experiments on α .

α	IEMOCAP W-F1	MELD W-F1	EmoryNLP W-F1
LoRA + LLaMA2 + InstructERC			
0	70.50	68.97	40.78
0.05	70.67	69.03	40.91
0.1	71.39	69.15	41.37
0.2	71.14	68.54	40.63

Shown as Table 8, the influence of alpha on InstructERC’s performance varies across different datasets due to their unique characteristics. In general, as alpha increases, its contribution to model performance also increases, peaking at alpha=0.1. Specifically, in the IEMOCAP dataset, characterized by longer dialogues averaging 47 turns, even when alpha exceeds 0.1 significantly, there is no significant decrease in performance. However, in datasets like MELD and EmoryNLP, which have shorter dialogues averaging 7 turns, an alpha value of 0.2 can lead to a negative impact, particularly evident in MELD. Therefore, careful consideration is necessary when selecting alpha values for different datasets.

This phenomenon can be explained as follows: In the IEMOCAP dataset, with its longer dialogues, emotional changes occur relatively slowly. In contrast, datasets like MELD and EmoryNLP, sampled from the sitcom “Friends”, feature many brief and intense emotional shifts. Excessive reduction in the weight of emotion impact prediction may cause the model to overly emphasize the influence of past utterances on current emotion judgment, which may not be suitable for MELD and EmoryNLP.

The Low-source Setting exploring of Llama2 on three benchmarks

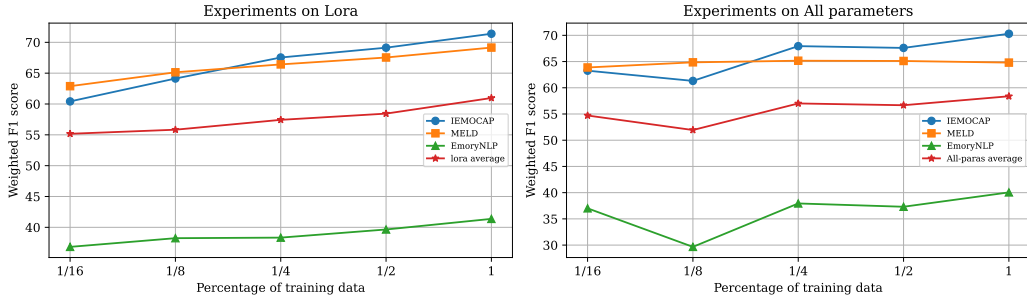


Figure 6: The scaling of data and performance for different parameter fine-tuning settings (LoRA & All Parameters)

Table 9: The comparison results of different parameter fine-tuning settings on three benchmarks.

Dataset Models	IEMOCAP W-F1	MELD W-F1	EmoryNLP W-F1	Average W-F1
All parameters + InstructERC				
ChatGLM [†]	33.94	37.96	13.25	28.38
ChatGLM2 [†]	70.05	63.24	38.77	57.35
Llama [†]	69.38	66.01	40.21	58.53
Llama2 [†]	70.30	64.80	40.05	58.38
LoRA + InstructERC				
ChatGLM [†]	36.04	46.41	30.86	37.77
ChatGLM2 [†]	67.54	65.58	39.09	57.40
Llama [†]	69.71	68.89	39.90	59.50
Llama2 [†]	71.39	69.15	41.37	60.64

E.3 All Parameters vs Parameter Efficiency

In order to investigate the effect of different parameter fine-tuning methods on the ERC task, we conducted comparative experiments in Table 7. We have the following observations:

(1) The all parameter fine-tuning performs weaker than LoRA’s fine-tuning on all backbones on average performance (especially ChatGLM with a 9.32 % improvement). It is worth noting that the best performance of the full parameter method is often achieved in the first 1-3 epochs in the experiment. These findings demonstrate that parameter-efficient methods are more suitable for LLMs in ERC tasks.

(2) From the perspective of model structure, the average performance of full parameter ChatGLM even decreases compared to the zero-shot results in Table 2 (from 32.33% to 28.38%), while replacing it with LoRA brings a significant improvement (from 32.33% to 37.77%). Other decoder-only backbones do not show such drastic performance fluctuations, which further indicates that the prefix-decoder paradigm is unstable in ERC tasks compared to the casual decoder, and parameter-efficient

frameworks can effectively alleviate this problem.

(3) From the perspective of datasets, compared to full parameter fine-tuning, the performance gain of the LoRA method in MELD and EmoryNLP is significantly greater than that in IEMOCAP. We believe that this is related to the characteristics of these datasets: IEMOCAP has long dialogue texts and multiple conversation rounds, these strong supervision signals lead to good performance in both settings. However, MELD and Emory have fewer dialogue rounds, diverse speakers, and imbalanced categories. Low-parameter methods can effectively prevent LLMs from overfitting to certain semantic patterns of dialogues format and speaker’s habits, thereby enhancing the generalization ability of emotion recognition in conversation.

E.4 Scaling Analysis in Low-source Scenario

In this section, we gain an insight into the scaling analysis of data and performance for different parameter fine-tuning settings (LoRA & All Parameter), as shown in Figure 6.

Parameter-efficient Scaling Analysis: On the IEMOCAP dataset, our scaling curve initially increases (from 1/16 to 1/4) and then stabilizes. This may be because the dataset has long dialogue texts and multiple dialogue rounds, leading to increased diversity with the addition of early data. However, as the supervision signal strengthens, the performance gain gradually weakens. For datasets with fewer dialogue rounds and imbalanced categories, such as MELD and EmoryNLP, our method only yields a small gain in extremely low-resource scenarios (from 1/16 to 1/4) and achieves a relatively stable performance improvement with the increase of data (from 1/2 to 1). This finding supports the idea that when a unit-scaling of data only provides weak supervision signals, the data size needs to exceed a certain threshold (1/4 - 1/2) to achieve

significant improvement.

Full-Parameter Scaling Analysis: The scaling curves of full-parameter settings on the IEMOCAP and EmoryNLP datasets showed significant fluctuations and performance degradation in two intervals (from 1/16 to 1/8, 1/4 to 1/2) compared to LoRA. Fine-tuning large models with all parameters may cause redundant parameters to overfit the patterns in the current dialogue, which hinders the model's ability to generalize new supervised signals as data volume increases. The MELD dataset also exhibited performance degradation with data augmentation (from 1/4 to 1). These findings demonstrate the stability and robustness of parameter-efficient fine-tuning in the ERC task, providing empirical guidance for large models in industrial interfaces with ERC tasks of varying data characteristics.