

# AUDIO CONTRASTIVE BASED FINE-TUNING

Yang Wang<sup>1,4</sup>, Qibin Liang<sup>5</sup>, Chenghao Xiao<sup>3</sup>, Yizhi Li<sup>2</sup>, Noura Al Moubayed<sup>3</sup>, Chenghua Lin<sup>2</sup>

<sup>1</sup>Department of Computer Science, The University of Sheffield, UK

<sup>2</sup>Department of Computer Science, The University of Manchester, UK

<sup>3</sup>Department of Computer Science, Durham University, UK

<sup>4</sup>Automated Analytics, UK <sup>5</sup>Rainbow-Flower AI, China

## ABSTRACT

Audio classification plays a crucial role in speech and sound processing tasks with a wide range of applications. There still remains a challenge of striking the right balance between fitting the model to the training data (avoiding overfitting) and enabling it to generalise well to a new domain. Leveraging the transferability of contrastive learning, we introduce Audio Contrastive-based Fine-tuning (AUDIOCONFIT), an efficient approach characterised by robust generalisability. Empirical experiments on a variety of audio classification tasks demonstrate the effectiveness and robustness of our approach, which achieves state-of-the-art results in various settings.

**Index Terms**— Contrastive learning, audio classification, isotropy, dimensionality contribution

## 1. INTRODUCTION

The standard fine-tuning method is designed primarily for enhancing the performance and adaptability of pre-trained models [1]. It is commonly used in scenarios where a model that has been pre-trained on a large and diverse dataset with pre-text tasks, is further refined on a smaller and task-specific dataset. Fine-tuning aims to leverage the general knowledge and features learned during the initial pre-training phase while tailoring the model’s parameters to exploit what has been learned in one task to improve generalisation in another.

The vanilla fine-tuning process requires updating all parameters of the large-scale pre-trained models. In addition, fine-tuning can easily suffer from catastrophic forgetting and memory-based overfitting [2]. In recent years, there are only a few approaches beyond the standard softmax with cross-entropy loss for efficiently fine-tuning large pre-trained models on audio-related tasks. These methods aim to improve the efficiency, convergence speed, and performance of the fine-tuning process. Some of these approaches include: LoRA [3], Patchout [4], and PET [5, 6]. However, different audio domains, such as speech, music, environmental sounds, and medical sounds, come with their own challenges and characteristics. Vanilla fine-tuning strategies need to be tailored to address the unique aspects of each domain.

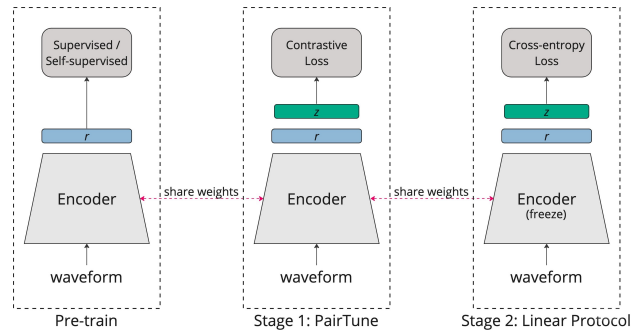


Fig. 1. Diagram of AUDIOCONFIT.

Inspired by SETFIT [7] in text domain, we propose Audio Contrastive-based Fine-tuning (AUDIOCONFIT), a two-stage contrastive learning-based approach designed for adapting pre-trained audio models, both efficiently and effectively, to downstream tasks and domains. We demonstrate the efficacy of AUDIOCONFIT over a range of audio tasks in multiple domains, including acoustic event classification, speaker identification, music genre classification, and keyword spotting. The contributions of this work are two-fold: (1) We propose AUDIOCONFIT, a task-agnostic, backbone model-agnostic, and language-agnostic approach, which has better separability and faster convergence on a number of audio classification tasks. (2) We empirically characterise the beneficial properties of AUDIOCONFIT representations by analysing the isotropy, representational separability, and dimensionality contribution.

## 2. AUDIO CONTRASTIVE BASED FINE-TUNING

AUDIOCONFIT is a contrastive-based fine-tuning approach to learn representations where semantically similar (positive) examples are distributed close and dissimilar (negative) examples are separated apart. This leads to a class-agnostic feature space that is inherently more discriminative, making it easier for downstream tasks to establish clear decision boundaries. Moreover, by emphasising the differences between positive and negative pairs, contrastive learning inherently minimises the impact of noisy data. This can lead to representations that are more robust and less influenced by noise.

AUDIOCONFIT uses a two-stage training approach. In stage 1, a pre-trained model is fine-tuned in a contrastive manner, which we refer to as PAIRTUNE. In stage 2, we train a linear classifier on frozen features from the penultimate layer of the pair-tuned model from stage 1. Figure 1 illustrates this process, and we discuss these two steps in the following sections.

### 2.1. Stage 1: Contrastive Fine-tuning

Pair-based contrastive learning is a type of self-supervised learning technique used to improve the representations learned by neural networks in the pre-training stage. As opposed to within the pre-training phase, AUDIOCONFIT performs contrastive learning in the fine-tuning stage. Thus, we refer to this stage as PAIRTUNE. The main components of this stage are an encoder network  $f_e(\cdot)$  and a projection network  $f_p(\cdot)$ . Following [8], for each input sample  $x$ ,  $f_e(\cdot)$  maps  $x$  to a representation vector  $r \in \mathbb{R}^d$ .  $r$  is normalised to the unit hyper-sphere in  $\mathbb{R}^d$ .  $f_p(\cdot)$  maps  $r$  to a vector  $z \in \mathbb{R}^p$ . We instantiate  $f_p(\cdot)$  as a single linear layer of size  $p$ . We again normalise the output of  $f_p(\cdot)$  to lie on the unit hyper-sphere, which enables using an inner product to measure distances in the projection space. We then discard  $f_p(\cdot)$  at the end of PAIRTUNE stage. As a result, the inference-time model contains exactly the same number of parameters with a standard fine-tuned cross-entropy model using the same encoder  $f_e(\cdot)$ .

In many datasets, the majority of sample combinations are easy-to-contrast pairs [9], which leads to negligible contrastive loss gradients and a lack of informative updates during the learning process. To address this problem, we employ hard pair mining [9], aiming to identify the most challenging positive and negative instances through cosine similarity. Specifically, this involves locating data within the same class that exhibits the lowest cosine similarity to the anchor, as well as identifying data from distinct classes that bears the highest cosine similarity to the anchor.

### 2.2. Stage 2: Common Linear Protocol

We directly utilise the trained representations to perform linear classification. To this end, we freeze the trained encoder  $f_e(\cdot)$  and train a linear classifier (a linear layer with softmax) on top of the temporal average pooling features. We adopt a grid search strategy to find the optimal initial learning rates and batch sizes for each task.

## 3. EXPERIMENTS

### 3.1. Datasets and Tasks

In the dataset selection process, we adhere to a protocol to select datasets for our AUDIOCONFIT experiments. Our protocol involves two key considerations: the number of classes and the number of samples. Vanilla fine-tuning struggles in low-shot and large number of classes scenarios due to overfitting and

Datasets	Total Duration	#Clips	#Classes	Type	Language
TIMIT	5h 22m	6300	630	Speaker Identification	English
GTZAN	8h 20m	930	10	Music Genre	-
ESC50	2h 46m	2000	50	Acoustic Event	-
MSWC-S	3h15m	11759	146	Keyword Spotting	Spanish
MSWC-I	12m	739	14	Keyword Spotting	Indian
EmoDB	24m	535	7	Paralinguistics	German

Table 1. Statistics of datasets.

class imbalance. Therefore, we try to verify AUDIOCONFIT on diverse settings, aiming to strike a balance between these factors to maximise the effectiveness of contrastive learning.

We evaluate AUDIOCONFIT on a variety of tasks, including both speech (speaker identification, keyword spotting, paralinguistics) and non-speech (music genre classification, acoustic event classification) tasks. Table 1 summarises the statistics of the 6 audio datasets for our experiments.

**Speaker Identification.** TIMIT [10] is notable for its detailed phonetic transcriptions of the spoken English sentences. We consider text-independent closed-set speaker identification in our experiments, and follow the same split from [11].

**Music Genre.** GTZAN [12] is primarily utilised for research on music genre classification and analysis of pre-trained models [13]. We adopt the standard "fault-filtered" split [14].

**Acoustic Event.** ESC50 [15] is a collection of short environmental recordings. The dataset was divided into 5 folds officially for comparable cross-validation.

**Keyword Spotting.** MSWC [16] is a dataset of keyword spotting. For our experiment, we tested on the Spanish (MSWC-S) and Indian (MSWC-I) subsets<sup>1</sup>.

**Paralinguistics.** EmoDB dataset [17] consists of audio recordings in which actors simulate various emotional states while articulating a pre-defined set of standardised German sentences.

### 3.2. Implementation Details

This section describes the details of AUDIOCONFIT.

**Projector.** The projection head and classification head are both 1-layer MLP. The hidden layer of the projector is 256-dimension.

**Backbone.** We exploit three general-purpose base models: Wav2Vec2<sup>2</sup> [18], HuBERT<sup>3</sup> [19], and WavLM<sup>4</sup> [20].

**Baseline.** For all downstream baseline experiments, we adopt the *de facto* end-to-end fine-tuning configuration, wherein no layers of the pre-trained encoder are frozen.

**Loss.** We use the supervised contrastive (SUPCON) loss [8] with a scalar temperature parameter  $\tau = 0.1$ , following [8].

**Optimiser.** By default, we use Adam and a learning rate of  $5e-5$ . We search the batch size<sup>5</sup> based on the 40-epoch result.

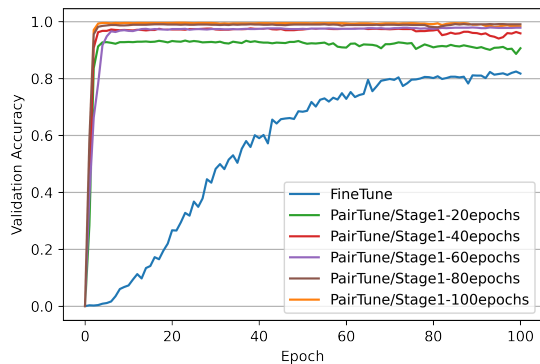
<sup>1</sup><https://huggingface.co/datasets/sil-ai/audio-keyword-spotting>

<sup>2</sup><https://huggingface.co/facebook/wav2vec2-base>

<sup>3</sup><https://huggingface.co/facebook/hubert-base-ls960>

<sup>4</sup><https://huggingface.co/microsoft/wavlm-base>

<sup>5</sup>Further elaboration on the hyper-parameter settings (e.g. batch size and chunk duration) will be provided upon the release of our open-source code.



**Fig. 2.** Convergence curve of validation accuracy scores trained with Wav2Vec2 on TIMIT dataset.

### 3.3. Results and Discussion

**Downstream Accuracy Performance.** Table 2 presents the results of AUDIOCONFIT on the 6 downstream datasets described in §3.1. In all cases, higher scores (accuracy) indicates stronger performance. We find that AUDIOCONFIT consistently outperforms the vanilla FINETUNE baseline across all backbone models (backbone model-agnostic) and datasets (task-agnostic). In addition, on non-English datasets (MSWC-S, MSWC-I, and EmoDB), we find that AUDIOCONFIT significantly outperforms FINETUNE in all settings (language-agnostic). Notably, as the number of classes increases from ones (e.g. EmoDB) to hundreds (e.g. TIMIT), we observe a growing performance gain of AUDIOCONFIT over vanilla FINETUNE. This indicates that the advantages of PAIRTUNE scales with the number of classes, showing great potential in tasks such as speaker recognition, where there exists very large number of classes.

**Fast Convergence of PAIRTUNE.** We compare the convergence of FINETUNE and PAIRTUNE with Wav2Vec2 architecture. Figure 2 presents the convergence curve of validation accuracy scores on TIMIT dataset. Most profoundly, compared to the FINETUNE baseline, the convergence of PAIRTUNE is significantly faster. We observe that PAIRTUNE can converge well within 5 epochs, achieving a top-1 accuracy of 95.85%, while FINETUNE is still struggling with an accuracy under 10%. Notably, if we increase the training epoch in stage 1, the upper bound of the validation accuracy will be higher. This has indicated that PAIRTUNE can converge in fewer epochs, so further accelerating training, as opposed to FINETUNE. Similar observations have also been observed for HuBERT and WavLM, as well as on other datasets.

### 3.4. Analysis: Why does PAIRTUNE work?

To understand why PAIRTUNE works, we further present analysis on the representations learned by PAIRTUNE and the baseline FINETUNE prior to the classification heads. We take

Wav2Vec checkpoints trained on ESC50 dataset for analysis, as the performance gain of PAIRTUNE is decent but not most pronounced in this setting, while there are not too many class labels.

**Isotropy.** Inspired by findings on the downstream task performance gain brought by regularising the embedding space [22], the first problem we investigate is whether PAIRTUNE brings better isotropy [23]. We take the mean-pooled test set representations encoded by FINETUNE and PAIRTUNE, and estimate their anisotropy by computing the empirical mean of pair-wise cosine similarity of all representations.

We find that FINETUNE and PAIRTUNE models both provide isotropic embeddings, with anisotropy estimates of respectively 0.008 and 0.026. This has counter-intuitively suggested that, while PAIRTUNE has more direct isotropy promise by directly applying contrastive learning in the stage 1 of training, FINETUNE models provide even more isotropic embeddings. We speculate that this comes from preserving the representational structure of Wav2Vec2’s pre-training stage, which also trains with a contrastive learning objective. In conclusion, the performance gain of PAIRTUNE over FINETUNE stems from mechanism beyond purely gaining a more isotropic embedding space, as opposed to other methods that leverage a contrastive loss.

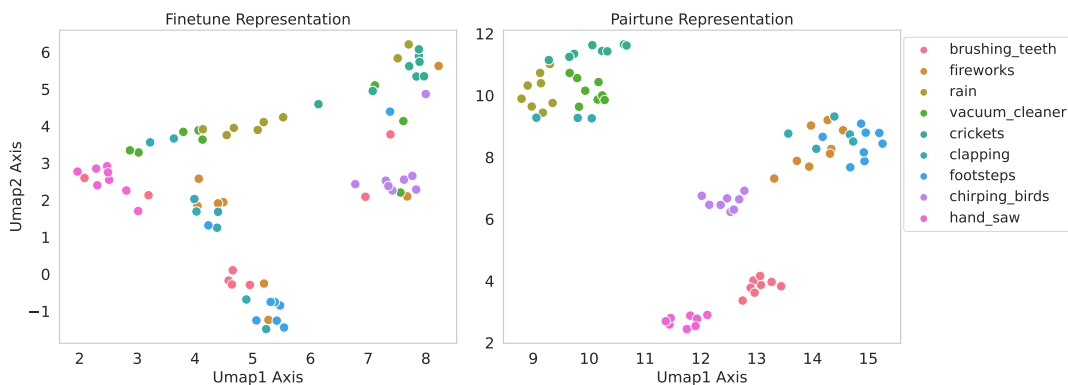
**Representational Separability.** The original SETFIT [7] paper, our NLP counterpart, has investigated two distillation methods to distill SETFIT models to small models, i.e., distilling the representations before the classification heads, and distilling the logits of classification heads. It has shown that, in order to reach a similar test-set performance, distilling representations is much more samples-efficient than distilling logits. This has suggested that, while it is very easy to learn classification logits, bad representations before classification heads really hinder the generalisability of model’s abilities towards unseen test set examples.

In Figure 3, we visualise the mean-pooled representations of the classes that FINETUNE models most struggle with, judging from error analysis of the confusion matrix. Notably, (*rain*, *crickets*, *vacuum cleaner*), (*brushing teeth*, *chirping birds*, *hand saw*), and (*fireworks*, *clapping*, *footsteps*) are respectively three challenging triplets for FINETUNE models.

It is clear from the figure that, PAIRTUNE representations present more structural and clustered properties, showing that PAIRTUNE has enabled learning more generalised features of each class, instead of relying on noisy features shared across classes. For instance, the *hand saw* in Figure 3 (left) is everywhere in the figure, existing in 4 different clusters, indicating that vanilla FINETUNE method has not been successful in learning features of this class that is distinctive from other classes, but has learned a lot of features that jointly share with other classes. On the other hand, PAIRTUNE representations find joint features shared across classes that are supposed to be similar, while leaving a better degree of separability by learning better distinctive features (e.g., *brushing teeth* and *hand saw* are close, while fully separable).

Models	Tuning	Datasets					
		TIMIT <sup>†</sup>	ESC50 <sup>‡</sup>	GTZAN <sup>†</sup>	MSWC-S <sup>†</sup>	MSWC-I <sup>†</sup>	EmoDB <sup>†</sup>
Wav2Vec2	FINETUNE	80.23 <sub>2.65</sub>	76.10 <sub>5.89</sub>	67.37 <sub>1.49</sub>	92.98 <sub>1.06</sub>	86.62 <sub>0.02</sub>	83.54 <sub>1.32</sub>
	PAIRTUNE	93.64 <sub>0.86</sub>	78.65 <sub>1.95</sub>	68.47 <sub>2.71</sub>	94.58 <sub>0.54</sub>	88.39 <sub>0.01</sub>	86.31 <sub>0.11</sub>
HuBERT	FINETUNE	76.42 <sub>4.08</sub>	76.14 <sub>2.85</sub>	68.95 <sub>2.48</sub>	91.53 <sub>1.12</sub>	86.16 <sub>0.01</sub>	84.58 <sub>1.84</sub>
	PAIRTUNE	94.58 <sub>0.51</sub>	79.45 <sub>1.13</sub>	69.29 <sub>2.15</sub>	93.85 <sub>0.07</sub>	88.59 <sub>0.04</sub>	85.41 <sub>0.43</sub>
WavLM	FINETUNE	82.93 <sub>2.06</sub>	73.90 <sub>2.28</sub>	64.40 <sub>4.27</sub>	91.90 <sub>1.39</sub>	86.43 <sub>0.02</sub>	83.75 <sub>1.92</sub>
	PAIRTUNE	91.96 <sub>0.46</sub>	74.30 <sub>3.06</sub>	65.65 <sub>3.02</sub>	94.01 <sub>0.26</sub>	89.12 <sub>0.03</sub>	85.71 <sub>0.32</sub>

**Table 2.** AUDIOCONFIT validation accuracy performance score (in %) and standard deviation compared to the vanilla fine-tuning baseline across 6 datasets for 3 backbone models. <sup>†</sup>: average accuracy of 5 trial runs with different random seeds. <sup>‡</sup>: average accuracy over 5 cross-validation folds.



**Fig. 3.** UMAP [21] visualisation of difficult classes from ESC50 dataset, selected by error analysis on the confusion matrix.

**Dimensionality Contribution.** To further explain the representational separability, we analyse the dimensional contributions of the embeddings, following [24]. We computed the dimensional contribution towards cosine similarity, with the two all 50-class embedding matrices of the ESC50 dataset, encoded respectively with FINETUNE and PAIRTUNE.

The result is shown in Table 3, where ideally we prefer that the similarity judgement to rely less on a few top dimensions, but rely on more dimensions to make the decisions. The upper part of Table 3 shows that PAIRTUNE models rely less on the top 1 dimension than FINETUNE (.045 v.s. .063). The lower part displays that, in order to make 90% contributions towards cosine similarity, PAIRTUNE leverages much more dimensions over FINETUNE (98 v.s. 70). This enables distinctive features to be relying on different and more dimensions, instead of learning features shared across classes that are not supposed to share the features.

#### 4. CONCLUSION

This paper proposed AUDIOCONFIT, a contrastive-based fine-tuning approach for classifying audio. AUDIOCONFIT was evaluated on various challenging tasks, showing performance

Model	Top 1↓	Top 2↓	Top 3↓
FINETUNE	.063	.099	.130
PAIRTUNE	<b>.045</b>	<b>.085</b>	<b>.110</b>
	<b>50%↑</b>	<b>80%↑</b>	<b>90%↑</b>
FINETUNE	23	53	70
PAIRTUNE	<b>29</b>	<b>72</b>	<b>98</b>

**Table 3.** Dimensionality contribution of representations.

benefits for all considered datasets and its advantage is more pronounced on datasets/tasks with more classes, which vanilla FINETUNE struggles to converge on. Apart from performance gain, we have demonstrated that the convergence speed of AUDIOCONFIT is faster than vanilla FINETUNE to a large margin, allowing efficient learning. Last but not least, we analysed the beneficial properties brought by AUDIOCONFIT, especially highlighting the more balanced dimensionality contribution that AUDIOCONFIT brings, which allows embedding dimensions to learn more distinctive features.

## 5. REFERENCES

- [1] Qianren Mao, Jianxin Li, Chenghua Lin, Congwen Chen, Hao Peng, Lihong Wang, and S Yu Philip, “Adaptive pre-training and collaborative fine-tuning: A win-win strategy to improve review analysis tasks,” *IEEE/ACM Trans. on ASLP*, vol. 30, pp. 622–634, 2022.
- [2] Chuanqi Tan, Fuchun Sun, Tao Kong, Wenchang Zhang, Chao Yang, and Chunfang Liu, “A survey on deep transfer learning,” in *Artificial Neural Networks and Machine Learning–ICANN 2018: 27th International Conference on Artificial Neural Networks*, 2018, pp. 270–279.
- [3] Chenglong Wang, Jiangyan Yi, Xiaohui Zhang, Jianhua Tao, Le Xu, and Ruibo Fu, “Low-rank adaptation method for wav2vec2-based fake audio detection,” 2023.
- [4] Khaled Koutini, Jan Schlüter, Hamid Eghbal-Zadeh, and Gerhard Widmer, “Efficient training of audio transformers with patchout,” *arXiv:2110.05069*, 2021.
- [5] Ju-ho Kim, Jungwoo Heo, Hyun-seo Shin, Chan-yeong Lim, and Ha-Jin Yu, “Integrated parameter-efficient tuning for general-purpose audio models,” *arXiv preprint arXiv:2211.02227*, 2022.
- [6] Nithish Muthuchamy Selvaraj, Xiaobao Guo, Adams Kong, Bingquan Shen, and Alex Kot, “Adapter incremental continual learning of efficient audio spectrogram transformers,” *arXiv preprint arXiv:2302.14314*, 2023.
- [7] Lewis Tunstall, Nils Reimers, Unso Eun Seo Jo, Luke Bates, Daniel Korat, Moshe Wasserblat, and Oren Pereg, “Efficient few-shot learning without prompts,” 2022.
- [8] Prannay Khosla, Piotr Teterwak, Chen Wang, Aaron Sarna, Yonglong Tian, et al., “Supervised contrastive learning,” *NeurIPS*, vol. 33, pp. 18661–18673, 2020.
- [9] Xun Wang, Xintong Han, Weilin Huang, Dengke Dong, and Matthew R Scott, “Multi-similarity loss with general pair weighting for deep metric learning,” in *Proceedings of CVPR*, 2019, pp. 5022–5030.
- [10] John S Garofolo, “Timit acoustic phonetic continuous speech corpus,” *Linguistic Data Consortium*, 1993, 1993.
- [11] Jon Gudnason and Mike Brookes, “Voice source cepstrum coefficients for speaker identification,” in *2008 IEEE International Conference on Acoustics, Speech and Signal Processing*. IEEE, 2008, pp. 4821–4824.
- [12] George Tzanetakis and Perry Cook, “Musical genre classification of audio signals,” *IEEE Trans. on speech and audio processing*, vol. 10, pp. 293–302, 2002.
- [13] Yinghao Ma, Ruibin Yuan, Yizhi Li, Ge Zhang, Xingran Chen, Hanzhi Yin, Chenghua Lin, Emmanouil Benetos, et al., “On the effectiveness of speech self-supervised learning for music,” in *ISMIR*, 2023.
- [14] Corey Kereliuk, Bob L Sturm, and Jan Larsen, “Deep learning and music adversaries,” *IEEE Trans. on Multimedia*, vol. 17, no. 11, pp. 2059–2071, 2015.
- [15] Karol J Piczak, “Esc: Dataset for environmental sound classification,” in *Proceedings of the 23rd ACM international conference on Multimedia*, 2015, pp. 1015–1018.
- [16] Mark Mazumder, Sharad Chitlangia, Colby Banbury, Yiping Kang, Juan Manuel Ciro, Keith Achorn, Daniel Galvez, Mark Sabini, Peter Mattson, David Kanter, et al., “Multilingual spoken words corpus,” in *Thirty-fifth Conference on Neural Information Processing Systems Datasets and Benchmarks Track (Round 2)*, 2021.
- [17] Felix Burkhardt, Astrid Paeschke, Miriam Rolfes, Walter F Sendlmeier, Benjamin Weiss, et al., “A database of german emotional speech,” in *Interspeech*, 2005, vol. 5, pp. 1517–1520.
- [18] Alexei Baevski, Yuhao Zhou, Abdelrahman Mohamed, and Michael Auli, “wav2vec 2.0: A framework for self-supervised learning of speech representations,” *NeurIPS*, vol. 33, pp. 12449–12460, 2020.
- [19] Wei-Ning Hsu, Benjamin Bolte, Yao-Hung Hubert Tsai, Kushal Lakhotia, Ruslan Salakhutdinov, and Abdelrahman Mohamed, “Hubert: Self-supervised speech representation learning by masked prediction of hidden units,” *IEEE/ACM Trans. on ASLP*, vol. 29, pp. 3451–3460, 2021.
- [20] Sanyuan Chen, Chengyi Wang, Zhengyang Chen, Yu Wu, Shujie Liu, Zhuo Chen, Jinyu Li, Naoyuki Kanda, Takuya Yoshioka, Xiong Xiao, et al., “Wavlm: Large-scale self-supervised pre-training for full stack speech processing,” *IEEE Journal of Selected Topics in Signal Processing*, vol. 16, no. 6, pp. 1505–1518, 2022.
- [21] Leland McInnes, John Healy, and James Melville, “Umap: Uniform manifold approximation and projection for dimension reduction,” *arXiv preprint arXiv:1802.03426*, 2018.
- [22] Jun Gao, Di He, Xu Tan, Tao Qin, Liwei Wang, and Tiejun Liu, “Representation degeneration problem in training natural language generation models,” in *ICLR*, 2018.
- [23] Xingyu Cai, Jiaji Huang, Yuchen Bian, and Kenneth Church, “Isotropy in the contextual embedding space: Clusters and manifolds,” in *ICLR*, 2020.
- [24] Chenghao Xiao, Yang Long, and Noura Al Moubayed, “On isotropy, contextualization and learning dynamics of contrastive-based sentence representation learning,” in *Findings of ACL 2023*, 2023, pp. 12266–12283.