

TEXT2REWARD: AUTOMATED DENSE REWARD FUNCTION GENERATION FOR REINFORCEMENT LEARNING

Tianbao Xie* ♣ Siheng Zhao* ♣♥ Chen Henry Wu◇ Yitao Liu♣ Qian Luo♣

Victor Zhong♣♥ Yanchao Yang♣ Tao Yu♣

♣The University of Hong Kong ♥Nanjing University ◇Carnegie Mellon University

♣Microsoft Research ♥University of Waterloo

ABSTRACT

Designing reward functions is a longstanding challenge in reinforcement learning (RL); it requires specialized knowledge or domain data, leading to high costs for development. To address this, we introduce TEXT2REWARD, a data-free framework that automates the generation of dense reward functions based on large language models (LLMs). Given a goal described in natural language, TEXT2REWARD generates dense reward functions as an executable program grounded in a compact representation of the environment. Unlike inverse RL and recent work that uses LLMs to write sparse reward codes, TEXT2REWARD produces interpretable, free-form dense reward codes that cover a wide range of tasks, utilize existing packages, and allow iterative refinement with human feedback. We evaluate TEXT2REWARD on two robotic manipulation benchmarks (MANISKILL2, METAWORLD) and two locomotion environments of MUJOCO. On 13 of the 17 manipulation tasks, policies trained with generated reward codes achieve similar or better task success rates and convergence speed than expert-written reward codes. For locomotion tasks, our method learns six novel locomotion behaviors with a success rate exceeding 94%. Furthermore, we show that the policies trained in the simulator with our method can be deployed in the real world. Finally, TEXT2REWARD further improves the policies by refining their reward functions with human feedback. Video results are available at <https://text-to-reward.github.io>.

1 INTRODUCTION

Reward shaping (Ng et al., 1999) remains a long-standing challenge in reinforcement learning (RL); it aims to design reward functions that guide an agent towards desired behaviors more efficiently. Traditionally, reward shaping is often done by manually designing rewards based on expert intuition and heuristics, while it is a time-consuming process that demands expertise and can be sub-optimal. Inverse reinforcement learning (IRL) (Ziebart et al., 2008; Wulfmeier et al., 2016; Finn et al., 2016) and preference learning (Christiano et al., 2017; Ibarz et al., 2018; Lee et al., 2021; Park et al., 2022) have emerged as potential solutions to reward shaping. A reward model is learned from human demonstrations or preference-based feedback. However, both strategies still require considerable human effort or data collection; also, the neural network-based reward models are not interpretable and cannot be generalized out of the domains of the training data.

This paper introduces a novel framework, TEXT2REWARD, to write dense reward code based on goal descriptions. Given an RL goal (e.g., “push the chair to the marked position”), TEXT2REWARD generates dense reward code (Figure 1 middle) based on large language models (LLMs), grounded on a compact, Pythonic representation of the environment (Figure 1 left). The dense reward code is then used by an RL algorithm such as PPO (Schulman et al., 2017) and SAC (Haarnoja et al., 2018) to train a policy (Figure 1 right). Different from inverse RL, TEXT2REWARD is data-free and generates symbolic reward with high interpretability. Different from recent work (Yu et al., 2023) that used LLMs to write sparse reward code (i.e., the reward is non-zero only when the episode ends) with hand-designed APIs, our free-form dense reward code has a wider coverage of tasks and can utilize established coding packages (e.g. NumPy operations over point clouds and agent positions). Finally,

* Equal contribution. Work mainly done at the University of Hong Kong.

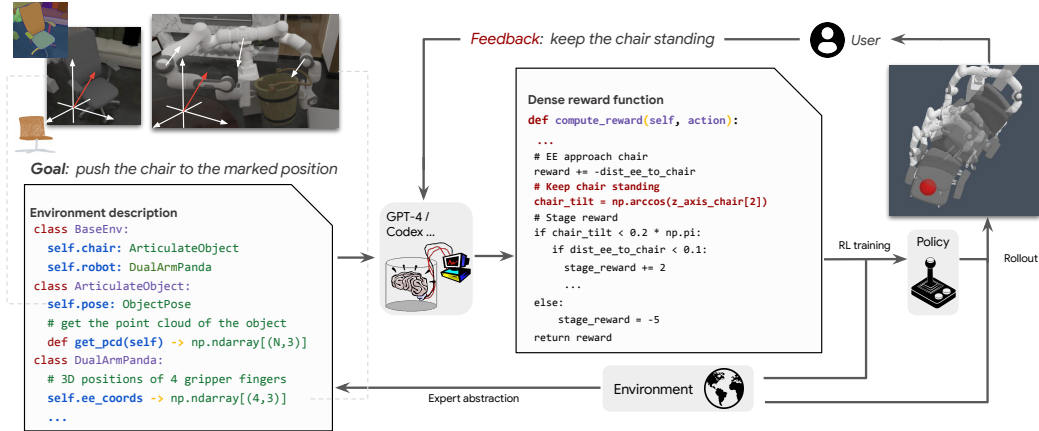


Figure 1: An overview of TEXT2REWARD of three stages: *Expert Abstraction* provides an abstraction of the environment as a hierarchy of Pythonic classes. *User Instruction* describes the goal to be achieved in natural language. *User Feedback* allows users to summarize the failure mode or their preferences, which are used to improve the reward code.

given the sensitivity of RL training and the ambiguity of language, the RL policy may fail to achieve the goal or achieve it in unintended ways. TEXT2REWARD addresses this problem by executing the learned policy in the environment, requesting human feedback, and refining the reward accordingly.

We conduct systematic experiments on two robotics manipulation benchmarks (MANISKILL2 (Gu et al., 2023), METAWORLD (Yu et al., 2020)) and two locomotion environments of MUJOCo (Brockman et al., 2016), as cases. On 13 out of 17 manipulation tasks, policies trained with our generated reward code achieve comparable or better success rates and convergence speed than the ground truth reward code carefully tuned by human experts. For locomotion, TEXT2REWARD learns 6 novel locomotion behaviors with over 94% success rate. We also demonstrate that the policy trained in the simulator can be deployed on a real Franka Panda robot. With human feedback of less than 3 iterations, our method can iteratively improve the success rate of learned policy from 0 to almost 100%, as well as resolve task ambiguity. In summary, the experimental results demonstrated that TEXT2REWARD can generate generalizable and interpretable dense reward code, enabling a wide coverage of RL tasks and a human-in-the-loop pipeline. We hope that the results can inspire further explorations in the intersection of reinforcement learning and code generation.

2 APPROACH

We propose the TEXT2REWARD framework for reward shaping. TEXT2REWARD takes as input a goal instruction and a description of the environment and generates a dense reward function to be used by any RL algorithm. In this section, we introduce the background and details of TEXT2REWARD.

2.1 BACKGROUND

Reward code Reinforcement learning (RL) aims to learn a policy that maximizes the expected reward in an episode. To train a policy to achieve a goal, the key is to design a reward function that specifies the goal. The reward function can take various forms such as a neural network or a piece of reward code. In this paper, we focus on the reward code given its interpretability. In this case, the observation and the action are represented as variables, such that the reward does not need to handle perception – it only reasons about abstract variables and APIs in code.

Reward shaping Reinforcement learning from task completion rewards is difficult because the reward signals are sparse and delayed Sutton & Barto (2005). A dense reward function is useful since it encourages key intermediate steps and regularization that help achieve the goal. In the form of code, the dense reward function returns a scalar value at each timestep, instead of only at the final timestep.

2.2 ZERO-SHOT AND FEW-SHOT DENSE REWARD GENERATION

In this part, we describe the core of TEXT2REWARD for zero-shot and few-shot dense reward generation. Detailed prompt examples can be found in the Appendix C. Interactive generation is described in the next subsection.

Instruction The instruction is a natural language sentence that describes what we want the agent to achieve (e.g. “push the chair to the marked position”). It can be provided by the user, or it can be one of the subgoals for a long-horizon task, planned by the LLM.

Environment abstraction To ground reward generation in an environment, it is necessary for the model to know how object states are represented in the environment, such as the configuration of robots and objects, and what functions can be called. We adopt a compact representation in Pythonic style as shown in Figure 1, which utilizes Python class, typing, and comment. Compared to listing all environment-specific information in the list or table format, Pythonic representation has a higher level of abstraction and allows us to write general, reusable prompts across different environments. Moreover, this Pythonic representation is prevalent in LLMs pre-training data, making it easier for the LLM to understand the environment.

Background knowledge Generating dense reward codes can be challenging for LLMs due to the scarcity of data in these domains. Recent works have shown the benefits of providing relevant function information and usage examples to facilitate code generation (Shi et al., 2022; Zhou et al., 2022). Inspired by them, we provide functions that can be helpful in this environment as background knowledge (e.g., NumPy/SciPy functions for pairwise distance and quaternion computation, specified by their input and output types and natural language explanations).

Few-shot examples Providing relevant examples as input has been shown to be useful in helping LLMs solve tasks. We assume access to a pool of pairs of instructions and verified reward codes. The library can be initialized by experts and then continually extended by our generated dense reward code. We utilize the sentence embedding model from Su et al. (2022) to encode each instruction. Given a new instruction, we use the embedding to retrieve the top- k similar instructions and concatenate the instruction-code pairs as few-shot examples.

Reducing error with code execution Once the reward code is generated, we execute the code in the code interpreter. This step may give us valuable feedback, e.g., syntax errors and runtime errors (e.g., shape mismatch between matrices). In line with previous works (Le et al., 2022; Olausson et al., 2023), we utilize the feedback from code execution as a tool for ongoing refinement within the LLM. This iterative process fosters the systematic rectification of errors and continues until the code is devoid of errors. Our experiments show that this step decreases error rates from 10% to near zero.

2.3 IMPROVING REWARD CODE FROM HUMAN FEEDBACK

Humans seldom specify precise intent in a single interaction. In an optimistic scenario, the initial generated reward functions may be semantically correct but practically sub-optimal. For instance, users instructing a robot to open a cabinet may not specify whether to pull the handle or the edge of the door. While both methods open the cabinet, the former is preferable because it is less likely to damage the furniture and the robot. In a pessimistic scenario, the initially generated reward function may be too difficult to accomplish. For instance, telling a robot to “clean up the desk” results in a more difficult learning process than telling the robot to “pick up items on the desk and then put them in the drawer below”. While both descriptions specify the same intent, the latter provides intermediate objectives that simplify the learning problem.

To address the problem of under-specified instructions resulting in sub-optimal reward functions, TEXT2REWARD actively requests human feedback from users to improve the generated reward functions. After every RL training cycle, the users are provided with rollout videos of task execution by the current policy. Users then offer critical insights and feedback based on the video, identifying areas of improvement or errors. This feedback is integrated into subsequent prompts to generate more refined and efficient reward functions. In the first example of opening a cabinet, the user may say “use the door handles” to discourage the robot from damaging itself and the furniture

by opening using the door edges. In the second example of cleaning a desk, the user may say “pick up the items and store them in the drawer” to encourage the robot to solve sub-tasks. It is noteworthy that this setup encourages the participation of general users, devoid of expertise in programming or RL, enabling a democratized approach to optimizing system functionality through natural language instructions, thus eliminating the necessity for expert intervention.

3 EXPERIMENT SETUP

We evaluate TEXT2REWARD on manipulation and locomotion tasks across three environments: METAWORLD, MANISKILL2, and Gym MUJoCo. We use GPT-4¹ as the LLM. We choose the RL algorithm (PPO or SAC) and set default hyper-parameters according to the performance of human-written reward, and fix that in all experiments on this task to do RL training. Experiment hyperparameters are listed in Appendix A.

3.1 MANIPULATION TASKS

We demonstrate manipulation on METAWORLD, a commonly used benchmark for Multi-task Robotics Learning and Preference-based Reinforcement Learning (Nair et al., 2022; Lee et al., 2021; Hejna III & Sadigh, 2023), and MANISKILL2, a platform showcasing a diverse range of object manipulation tasks executed within environments with realistic physical simulations. We evaluate a diverse set of manipulation tasks including pick-and-place, assembly, articulated object manipulation with revolute or sliding joint, and mobile manipulation. For all tasks, compare TEXT2REWARD with *oracle* reward functions tuned by human experts (provided in the original codebases). For RL training, we tune the hyperparameters such that the oracle reward functions have the best results, and then keep them fixed when running TEXT2REWARD. The full list of tasks, corresponding input instructions, and details of simulated environments are found in Appendix B.

3.2 LOCOMOTION TASKS

For locomotion tasks, we demonstrate our method using Gym MUJoCo. Due to the lack of expert-written reward functions for locomotion tasks, we follow previous work (Christiano et al., 2017; Lee et al., 2021) to evaluate the policy based on human judgment of the rollout video. We develop six novel tasks in total for two different locomotion agents, Hopper (a 2D unipedal robot) and Ant (a 3D quadruped robot). The tasks include Move Forward, Front Flip and Back Flip for Hopper, as well as Move Forward, Lie Down, and Wave Leg for Ant.

3.3 REAL ROBOT MANIPULATION

Unlike model-based methods such as model predictive control (MPC) (Howell et al., 2022), which require further parameter adjustment, our RL agents—trained in a simulator—can be directly deployed in the real world, necessitating only minor calibration and the introduction of random noise for sim-to-real transfer. To demonstrate this benefit, as well as verify the generalization ability of RL policy trained from our generated reward, we conducted a real robot manipulation experiment with the Franka Panda robot arm. We verify our approach on two manipulation tasks: Pick Cube and Stack Cube. To obtain the object state required by our RL policy, we use the Segment Anything Model (SAM) (Kirillov et al., 2023) and a depth camera to get the estimated pose of objects. Specifically, we query SAM to segment each object in the scene. The segmentation map and the depth map together give us an incomplete point cloud. We then estimate the pose of the object based on this point cloud.

3.4 INTERACTIVE GENERATION WITH HUMAN FEEDBACK

We conduct human feedback on a challenging task for single-round reward code generation, Stack Cube, to investigate whether human feedback can improve or fix the reward code, enabling RL algorithms to successfully train models in a given environment. This task involves reaching the cube, grasping the cube, placing the cube on top of another cube, and releasing the cube while making it static. We sample 3 generated codes from zero-shot and few-shot methods and perform this task

¹<https://platform.openai.com/docs/guides/gpt>. This work uses gpt-4-0314.

with two rounds of feedback. In addition, we also conduct experiments on one locomotion task Ant Lie Down, where the initial training results do not satisfy the user’s preference. The general user who provides the feedback can only see the rollout video and learning curve, without any code. The authors provide feedback as per the described setup.



Figure 2: Learning curves on MANISKILL2 under zero-shot and few-shot reward generation settings, measured by task success rate. *Oracle* means the expert-written reward function provided by the environment; *zero-shot* and *few-shot* stands for the reward function is generated by TEXT2REWARD w.o and w. retrieving examples from expert-written rewards functions examples for prompting. The solid line represents the mean success rate, while the shaded regions correspond to the standard deviation, both calculated across five different random seeds.

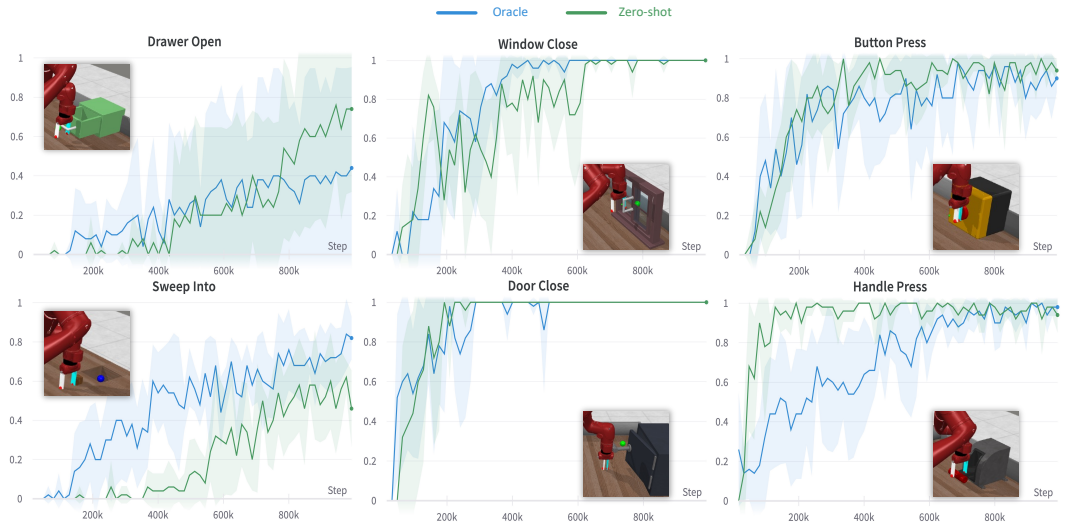


Figure 3: Learning curves on METAWORLD under zero-shot reward generation setting, measured by success rate. Notations follow Figure 2. Additional results can be found in the Appendix E.

4 RESULTS AND ANALYSIS

4.1 MAIN RESULTS

This section shows the results of TEXT2REWARD for robotics manipulation and locomotion. Generated reward function samples can be found in the Appendix D.

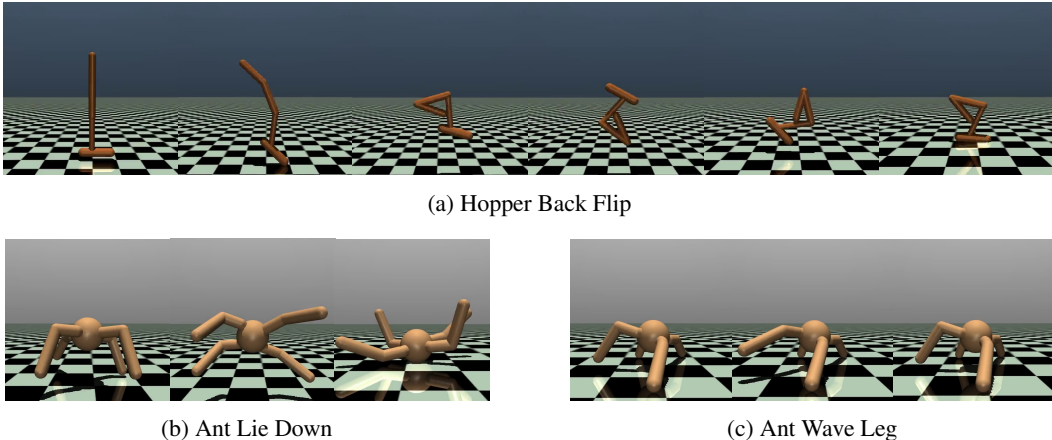


Figure 4: Novel locomotion behaviors acquired through TEXT2REWARD under zero-shot reward generation setting. These images are sampled by policy rollouts in Gym MUJOCO.

TEXT2REWARD \simeq expert-designed rewards on manipulation tasks. Quantitative results from the MANISKILL2 and METAWORLD environments are shown in Figures 2 and 3. In the figures, *Oracle* means the expert-written dense reward function provided by the environment; *zero-shot* and *few-shot* stands for the dense reward function generated by TEXT2REWARD without human feedback under zero-shot and few-shot prompting paradigms, respectively. On 13 of the 17 tasks, the final performance (i.e., success rate after convergence and convergence speed) of TEXT2REWARD achieves comparable results to the human oracle. Surprisingly, on 4 of the 17 tasks, zero-shot and few-shot TEXT2REWARD can even outperform human oracle, in terms of either the convergence speed (e.g., Open Cabinet Door in MANISKILL2, Handle Press in METAWORLD) or the success rate (e.g., Pick Cube in MANISKILL2, Drawer Open in METAWORLD). It suggests that LLMs have the potential to draft high-quality dense reward functions without any human intervention.

Furthermore, as illustrated in Figure 2, in 2 of the 6 tasks that are not fully solvable, the few-shot paradigm markedly outperforms the zero-shot approach. This underscores the benefits of utilizing few-shot examples from our skills library in enhancing the efficacy of RL training reward functions.

TEXT2REWARD can learn novel locomotion behaviors. Table 1 shows the success rate of all six tasks trained with the reward generated under the zero-shot setting, evaluated by humans watching the rollout videos. The results suggest that our method can generate dense reward functions that generalize to novel locomotion tasks. Image samples from the Gym MUJOCO environment of three selected tasks are shown in Figure 4. Corresponding full video results are available here.

Table 1: Success rate of locomotion tasks in Gym MUJOCO trained on reward functions generated in zero-shot setting. Each task is tested on 100 rollouts, and the task success is decided by a human annotator after watching the rollout video.

Hopper		Ant	
Task	Success Rate	Task	Success Rate
Move Forward	100%	Move Forward	94%
Front Flip	99%	Lie Down	98%
Back Flip	100%	Wave Leg	95%

Demonstrating TEXT2REWARD on a real robot. Figure 5 shows the key frames of real robot manipulation on two tasks: Pick Cube and Stack Cube. Here, we use the same 7 DoF Franka Panda robot arm as MANISKILL2 simulation environment. Results suggest that the RL policy trained in the simulator using dense reward function generated from TEXT2REWARD can be successfully deployed to the real world. Full videos of robot execution are on our project page.




Figure 5: Sampled images for real robot manipulation on Pick Cube (i.e., pick a cube and move it to a predefined position) and Stack Cube (i.e., stack a cube onto another one).

TEXT2REWARD can resolve ambiguity from human feedback. To demonstrate the ability of TEXT2REWARD to address this problem, we show one case in which “control the Ant to lie down” itself has ambiguity in terms of the orientation of the Ant, as shown in Figure 6. After observing the training result of this instruction, the user can give the feedback in natural language, e.g., “the Ant’s torso should be top down, not bottom up”. Then TEXT2REWARD will regenerate the reward code and train a new policy, which successfully caters to the user’s intent.

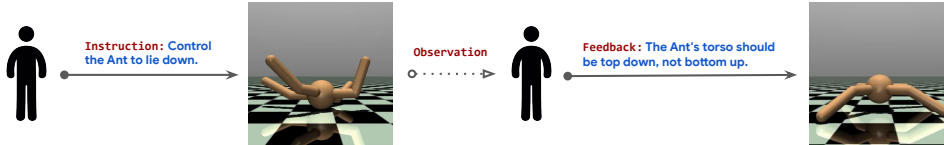


Figure 6: Interactive reward generation from human feedback. The original instruction is *control the Ant to lie down*, which is ambiguous in the orientation of the Ant. Our interactive framework allows the user to provide feedback based on the rollout observation.

TEXT2REWARD can improve RL training from human feedback. Given the sensitivity of RL training, sometimes single-turn generation can not generate good enough reward functions to finish the task. In these cases, TEXT2REWARD asks for human feedback on the failure mode and tries to improve the dense reward. In Figure 7, we demonstrate this on the Stack Cube task, where zero-shot and few-shot generation in a single turn fails to solve the task stably. For few-shot generation, we observed that interactive code generation with human feedback can improve the success rate from zero to one, as well as speed up the convergence speed of training. However, this improvement is prone to the quality of the reward function generated in the beginning (i.e. *iter0*). For relatively low-quality reward functions (e.g. zero-shot generated codes), the improvement in success rate after iterations of feedback is not as pronounced as for few-shot generated codes. This problem may be solved in a sparse-to-dense reward function generation manner, which generates the stage reward first and then generates reward terms interactively. We leave this paradigm for possible future work.

4.2 ERROR ANALYSIS ON GENERATED FUNCTION

We conduct an error analysis on the generated reward functions. We manually go over 100 reward function examples each generated by the zero-shot and few-shot prompting on 10 different tasks of MANISKILL2, where each task has 10 different reward codes. These reward functions are generated specifically for our error analysis and with no execution feedback to LLMs. We classify them into 4 error types: Class attributes misuse; Attributes hallucination (referring to attributes that do not exist);

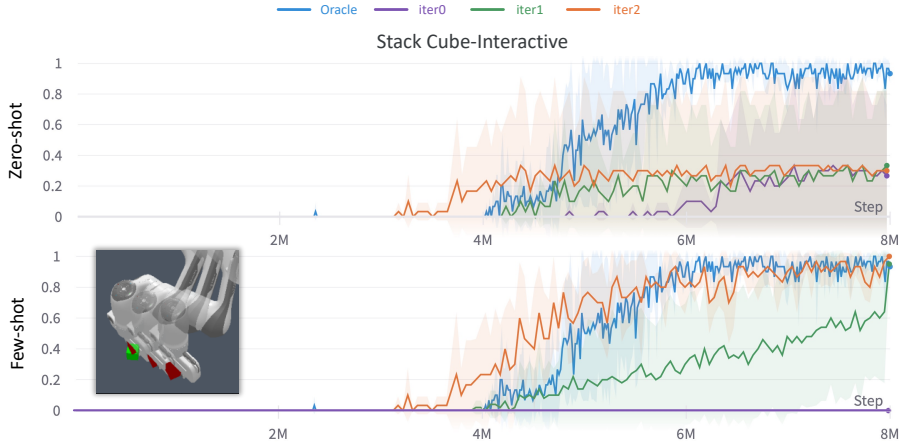


Figure 7: Training iteration vs. success rate on Stack Cube with interactive generation. *Oracle* is the reward code manually tuned by experts; *iter0* is generated by TEXT2REWARD without feedback; *iter1* and *iter2* are generated after 1 or 2 feedback iterations; *zero-shot* and *few-shot* stands for how the *iter0* code is generated. The solid lines represent the mean success rate, and the shaded regions correspond to the standard deviation, with three samples.

Syntax/shape error; Wrong package. Table 2 shows that the overall error rate is around 10%. Within these error samples, 30% of the errors are caused by the code syntax or shape mismatch, the rest are introduced during grounding from background knowledge context to choose the existing yet right one, indicating there is still space to improve on understanding how to choose the right function and attributes for TEXT2REWARD direction, especially for code generation community.

Table 2: Error distribution across 100 generated reward code on MANISKILL2.

Type of Error	Description of Error	Zero-shot	Few-shot
Class attribute misuse	Use other classes' attribute wrongly	6%	4%
Attribute hallucination	Invent nonexistent attribute	3%	2%
Syntax/shape error	Incorrect program grammar or shape mismatch	3%	3%
Wrong package	Import incorrect package function	1%	1%
Correct	Execute correctly without error	87%	90%

5 RELATED WORK

Reward Shaping Reward shaping remains a persistent challenge in the domain of reinforcement learning (RL). Traditionally, handcrafted reward functions are employed, yet crafting precise reward functions is a time-consuming process that demands expertise. Inverse reinforcement learning (IRL) emerges as a potential solution, where a non-linear reward model is recovered from expert trajectories to facilitate RL learning (Ziebart et al., 2008; Wulfmeier et al., 2016; Finn et al., 2016). However, this technique necessitates a large amount of high-quality trajectory data, which can be elusive for complex and rare tasks. An alternative approach is preference learning, which develops a reward model based on human preferences (Christiano et al., 2017; Ibarz et al., 2018; Lee et al., 2021; Park et al., 2022; Zhu et al., 2023). In this method, humans distinguish preferences between pairs of actions, upon which a reward model is constructed utilizing the preference data. Nonetheless, this strategy still requires some human-annotated preference data which is expensive or even hard to collect in some cases. Both of these prevalent approaches to reward shaping demand extensive high-quality data, resulting in compromised generalizability and low efficiency. In contrast, TEXT2REWARD excels with limited (or even zero) data input and can be easily generalized to new tasks in the environment.

Language Models in Reinforcement Learning Large Language Models (LLMs) have exhibited remarkable reasoning and planning capabilities (Wei et al., 2022; Huang et al., 2022a). Recent works have shown that the knowledge in LLMs can be helpful for RL and can transform the data-driven

policy network acquisition paradigm (Carta et al., 2023; Wu et al., 2023). This trend sees LLM-powered autonomous agents coming to the fore, with a growing body of approaches that use LLMs as policy networks during the RL process, indicating a promising trajectory in this field (Yao et al., 2022; Shinn et al., 2023; Lin et al., 2023; Wang et al., 2023; Xu et al., 2023; Yao et al., 2023; Hao et al., 2023). Instead of directly using LLMs as the policy model or the reward model, TEXT2REWARD generates dense reward code to train RL policies, which has an advantage in terms of the flexibility of agent model type and inference efficiency.

Language Models for Robotics Utilizing LLMs for embodied applications emerges as a popular trend of research, and typical directions include planning and reasoning through language model generation (Ahn et al., 2022; Zeng et al., 2022; Liang et al., 2022; Huang et al., 2022b; Singh et al., 2023; Song et al., 2022). Recent works have harnessed the capabilities of LLMs to assist in the learning of primitive tasks (Brohan et al., 2022; Huang et al., 2023; Brohan et al., 2023; Mu et al., 2023), by finetuning LLMs on robotic trajectories to predict primitive actions. Different from them, TEXT2REWARD generates reward codes to learn smaller policy networks. A recent work Yu et al. (2023) combines sparse reward code and Model Predictive Control (MPC) to synthesize robotic actions. Different from them, our work trains model-free RL agents that exhibit greater adaptability.

6 CONCLUSION

We proposed TEXT2REWARD, an interactive reward code generation framework that uses LLMs to automate dense reward code generation for reinforcement learning. Our experiments showcased the effectiveness of our approach, as the RL policies trained with our generated reward codes were able to match or even surpass the performance of those trained with expert-designed codes in the majority of tasks. We also showcased real-world applicability by deploying a policy trained in a simulator on a real robot. By incorporating human feedback, our approach iteratively refines the generated reward codes, addressing the challenge of language ambiguity and improving the success rates of learned policies. This interactive learning process allows for better alignment with human needs and preferences, leading to more robust and efficient reinforcement learning solutions.

In conclusion, TEXT2REWARD demonstrates the effectiveness of using natural language to transform human intentions and LLMs knowledge into reward function code, which is then incorporated into policy functions. We hope that our work may serve as an inspiration for researchers across various disciplines, including but not limited to reinforcement learning and code generation, to further investigate this promising intersection of fields and contribute to the ongoing advancement of research in these areas.

7 LIMITATIONS AND FUTURE WORK

Our work demonstrates the effectiveness of generating dense reward functions for RL. We focus on the code-based reward format, which gives us high interpretability. However, the symbolic space may not cover all aspects of the reward. Furthermore, our method also assumes that the perception is already done with other off-the-shelf components. Future works may consider the combination of code-based and neural network-based reward design that combines both symbolic reasoning and perception. Utilizing the knowledge derived from LLMs in creating such models showcases promising prospects and could be advantageous in several scenarios (Wulfmeier et al., 2016; Finn et al., 2016; Christiano et al., 2017; Lee et al., 2021).

We utilize GPT-4 as the LLM because of its strong performance in reasoning and coding (OpenAI, 2023). It is important to test it with different scaffolding to see how well they work (Li et al., 2023; Rozière et al., 2023; OpenLemur, 2023). Although our main method is simple but effective, it still has room for improvement by designing methods to generate better reward functions, possibly leading to higher success rates and the ability to tackle more complex tasks.

At present, our test cases primarily concentrate on robotics tasks, specifically manipulation and locomotion, to illustrate this approach. In the future, this research may find broader applications in various reinforcement learning related domains, including gaming (Brockman et al., 2016; Schrittwieser et al., 2020; Zhong et al., 2021; Fan et al., 2022), web navigation (Shi et al., 2017; Zhou et al., 2023), household management (Puig et al., 2018; Shridhar et al., 2020a;b).

REFERENCES

- Michael Ahn, Anthony Brohan, Noah Brown, Yevgen Chebotar, Omar Cortes, Byron David, Chelsea Finn, Chuyuan Fu, Keerthana Gopalakrishnan, Karol Hausman, et al. Do as i can, not as i say: Grounding language in robotic affordances. *arXiv preprint arXiv:2204.01691*, 2022.
- Greg Brockman, Vicki Cheung, Ludwig Pettersson, Jonas Schneider, John Schulman, Jie Tang, and Wojciech Zaremba. Openai gym. *arXiv preprint arXiv:1606.01540*, 2016.
- Anthony Brohan, Noah Brown, Justice Carbajal, Yevgen Chebotar, Joseph Dabis, Chelsea Finn, Keerthana Gopalakrishnan, Karol Hausman, Alex Herzog, Jasmine Hsu, et al. Rt-1: Robotics transformer for real-world control at scale. *arXiv preprint arXiv:2212.06817*, 2022.
- Anthony Brohan, Noah Brown, Justice Carbajal, Yevgen Chebotar, Xi Chen, Krzysztof Choromanski, Tianli Ding, Danny Driess, Avinava Dubey, Chelsea Finn, et al. Rt-2: Vision-language-action models transfer web knowledge to robotic control. *arXiv preprint arXiv:2307.15818*, 2023.
- Thomas Carta, Clément Romac, Thomas Wolf, Sylvain Lamprier, Olivier Sigaud, and Pierre-Yves Oudeyer. Grounding large language models in interactive environments with online reinforcement learning. *arXiv preprint arXiv:2302.02662*, 2023.
- Paul F Christiano, Jan Leike, Tom Brown, Miljan Martic, Shane Legg, and Dario Amodei. Deep reinforcement learning from human preferences. *Advances in neural information processing systems*, 30, 2017.
- Linxi Fan, Guanzhi Wang, Yunfan Jiang, Ajay Mandlekar, Yuncong Yang, Haoyi Zhu, Andrew Tang, De-An Huang, Yuke Zhu, and Anima Anandkumar. Minedojo: Building open-ended embodied agents with internet-scale knowledge. *Advances in Neural Information Processing Systems*, 35: 18343–18362, 2022.
- Chelsea Finn, Sergey Levine, and Pieter Abbeel. Guided cost learning: Deep inverse optimal control via policy optimization, 2016.
- Jiayuan Gu, Fanbo Xiang, Xuanlin Li, Zhan Ling, Xiqiang Liu, Tongzhou Mu, Yihe Tang, Stone Tao, Xinyue Wei, Yunchao Yao, et al. Maniskill2: A unified benchmark for generalizable manipulation skills. *arXiv preprint arXiv:2302.04659*, 2023.
- Tuomas Haarnoja, Aurick Zhou, P. Abbeel, and Sergey Levine. Soft actor-critic: Off-policy maximum entropy deep reinforcement learning with a stochastic actor. *ArXiv*, abs/1801.01290, 2018.
- Shibo Hao, Yi Gu, Haodi Ma, Joshua Jiahua Hong, Zhen Wang, Daisy Zhe Wang, and Zhiting Hu. Reasoning with language model is planning with world model. *arXiv preprint arXiv:2305.14992*, 2023.
- Donald Joseph Hejna III and Dorsa Sadigh. Few-shot preference learning for human-in-the-loop rl. In *Conference on Robot Learning*, pp. 2014–2025. PMLR, 2023.
- Taylor Howell, Nimrod Gileadi, Saran Tunyasuvunakool, Kevin Zakka, Tom Erez, and Yuval Tassa. Predictive Sampling: Real-time Behaviour Synthesis with MuJoCo. dec 2022. doi: 10.48550/arXiv.2212.00541. URL <https://arxiv.org/abs/2212.00541>.
- Wenlong Huang, Pieter Abbeel, Deepak Pathak, and Igor Mordatch. Language models as zero-shot planners: Extracting actionable knowledge for embodied agents. In *International Conference on Machine Learning*, pp. 9118–9147. PMLR, 2022a.
- Wenlong Huang, Fei Xia, Ted Xiao, Harris Chan, Jacky Liang, Pete Florence, Andy Zeng, Jonathan Tompson, Igor Mordatch, Yevgen Chebotar, et al. Inner monologue: Embodied reasoning through planning with language models. *arXiv preprint arXiv:2207.05608*, 2022b.
- Wenlong Huang, Chen Wang, Ruohan Zhang, Yunzhu Li, Jiajun Wu, and Li Fei-Fei. Voxposer: Composable 3d value maps for robotic manipulation with language models. *arXiv preprint arXiv:2307.05973*, 2023.

- Borja Ibarz, Jan Leike, Tobias Pohlen, Geoffrey Irving, Shane Legg, and Dario Amodei. Reward learning from human preferences and demonstrations in atari, 2018.
- Alexander Kirillov, Eric Mintun, Nikhila Ravi, Hanzi Mao, Chloe Rolland, Laura Gustafson, Tete Xiao, Spencer Whitehead, Alexander C Berg, Wan-Yen Lo, et al. Segment anything. *arXiv preprint arXiv:2304.02643*, 2023.
- Hung Le, Yue Wang, Akhilesh Deepak Gotmare, Silvio Savarese, and Steven Chu Hong Hoi. Coderl: Mastering code generation through pretrained models and deep reinforcement learning. *Advances in Neural Information Processing Systems*, 35:21314–21328, 2022.
- Kimin Lee, Laura Smith, and P. Abbeel. Pebble: Feedback-efficient interactive reinforcement learning via relabeling experience and unsupervised pre-training. In *International Conference on Machine Learning*, 2021.
- Raymond Li, Loubna Ben Allal, Yangtian Zi, Niklas Muennighoff, Denis Kocetkov, Chenghao Mou, Marc Marone, Christopher Akiki, Jia Li, Jenny Chim, Qian Liu, Evgenii Zheltonozhskii, Terry Yue Zhuo, Thomas Wang, Olivier Dehaene, Mishig Davaadorj, Joel Lamy-Poirier, João Monteiro, Oleh Shliazhko, Nicolas Gontier, Nicholas Meade, Armel Zebaze, Ming-Ho Yee, Logesh Kumar Umapathi, Jian Zhu, Benjamin Lipkin, Muhtasham Oblokulov, Zhiruo Wang, Rudra Murthy, Jason Stillerman, Siva Sankalp Patel, Dmitry Abulkhanov, Marco Zocca, Manan Dey, Zhihan Zhang, Nourhan Fahmy, Urvashi Bhattacharyya, W. Yu, Swayam Singh, Sasha Luccioni, Paulo Villegas, Maxim Kunakov, Fedor Zhdanov, Manuel Romero, Tony Lee, Nadav Timor, Jennifer Ding, Claire Schlesinger, Hailey Schoelkopf, Jana Ebert, Tri Dao, Mayank Mishra, Alexander Gu, Jennifer Robinson, Carolyn Jane Anderson, Brendan Dolan-Gavitt, Danish Contractor, Siva Reddy, Daniel Fried, Dzmitry Bahdanau, Yacine Jernite, Carlos Muñoz Ferrandis, Sean M. Hughes, Thomas Wolf, Arjun Guha, Leandro von Werra, and Harm de Vries. Starcoder: may the source be with you! *ArXiv*, abs/2305.06161, 2023.
- Jacky Liang, Wenlong Huang, Fei Xia, Peng Xu, Karol Hausman, Brian Ichter, Pete Florence, and Andy Zeng. Code as policies: Language model programs for embodied control. *arXiv preprint arXiv:2209.07753*, 2022.
- Bill Yuchen Lin, Yicheng Fu, Karina Yang, Prithviraj Ammanabrolu, Faeze Brahman, Shiyu Huang, Chandra Bhagavatula, Yejin Choi, and Xiang Ren. Swiftsage: A generative agent with fast and slow thinking for complex interactive tasks. *arXiv preprint arXiv:2305.17390*, 2023.
- Yao Mu, Qinglong Zhang, Mengkang Hu, Wenhai Wang, Mingyu Ding, Jun Jin, Bin Wang, Jifeng Dai, Yu Qiao, and Ping Luo. EmbodiedGPT: Vision-language pre-training via embodied chain of thought, 2023.
- Suraj Nair, Aravind Rajeswaran, Vikash Kumar, Chelsea Finn, and Abhi Gupta. R3m: A universal visual representation for robot manipulation. In *Conference on Robot Learning*, 2022.
- Andrew Y Ng, Daishi Harada, and Stuart Russell. Policy invariance under reward transformations: Theory and application to reward shaping. In *ICML*, volume 99, pp. 278–287. Citeseer, 1999.
- Theo X Olausson, Jeevana Priya Inala, Chenglong Wang, Jianfeng Gao, and Armando Solar-Lezama. Demystifying gpt self-repair for code generation. *arXiv preprint arXiv:2306.09896*, 2023.
- OpenAI. GPT-4 technical report, 2023.
- OpenLemur. Openlemur, 2023. URL <https://github.com/OpenLemur/Lemur>.
- Jongjin Park, Younggyo Seo, Jinwoo Shin, Honglak Lee, Pieter Abbeel, and Kimin Lee. Surf: Semi-supervised reward learning with data augmentation for feedback-efficient preference-based reinforcement learning, 2022.
- Xavier Puig, Kevin Ra, Marko Boben, Jiaman Li, Tingwu Wang, Sanja Fidler, and Antonio Torralba. Virtualhome: Simulating household activities via programs. In *Proceedings of the IEEE Conference on Computer Vision and Pattern Recognition*, pp. 8494–8502, 2018.

- Baptiste Rozière, Jonas Gehring, Fabian Gloeckle, Sten Sootla, Itai Gat, Xiaoqing Ellen Tan, Yossi Adi, Jingyu Liu, Tal Remez, Jérémy Rapin, et al. Code llama: Open foundation models for code. *arXiv preprint arXiv:2308.12950*, 2023.
- Julian Schrittwieser, Ioannis Antonoglou, Thomas Hubert, Karen Simonyan, Laurent Sifre, Simon Schmitt, Arthur Guez, Edward Lockhart, Demis Hassabis, Thore Graepel, et al. Mastering atari, go, chess and shogi by planning with a learned model. *Nature*, 588(7839):604–609, 2020.
- John Schulman, Filip Wolski, Prafulla Dhariwal, Alec Radford, and Oleg Klimov. Proximal policy optimization algorithms. *ArXiv*, abs/1707.06347, 2017.
- Freda Shi, Daniel Fried, Marjan Ghazvininejad, Luke Zettlemoyer, and Sida I Wang. Natural language to code translation with execution. *arXiv preprint arXiv:2204.11454*, 2022.
- Tianlin Shi, Andrej Karpathy, Linxi Fan, Jonathan Hernandez, and Percy Liang. World of bits: An open-domain platform for web-based agents. In *International Conference on Machine Learning*, pp. 3135–3144. PMLR, 2017.
- Noah Shinn, Federico Cassano, Beck Labash, Ashwin Gopinath, Karthik Narasimhan, and Shunyu Yao. Reflexion: Language agents with verbal reinforcement learning. *arXiv preprint arXiv:2303.11366*, 2023.
- Mohit Shridhar, Jesse Thomason, Daniel Gordon, Yonatan Bisk, Winson Han, Roozbeh Mottaghi, Luke Zettlemoyer, and Dieter Fox. Alfred: A benchmark for interpreting grounded instructions for everyday tasks. In *Proceedings of the IEEE/CVF conference on computer vision and pattern recognition*, pp. 10740–10749, 2020a.
- Mohit Shridhar, Xingdi Yuan, Marc-Alexandre Côté, Yonatan Bisk, Adam Trischler, and Matthew Hausknecht. Alfworld: Aligning text and embodied environments for interactive learning. *arXiv preprint arXiv:2010.03768*, 2020b.
- Ishika Singh, Valts Blukis, Arsalan Mousavian, Ankit Goyal, Danfei Xu, Jonathan Tremblay, Dieter Fox, Jesse Thomason, and Animesh Garg. Progprompt: Generating situated robot task plans using large language models. In *2023 IEEE International Conference on Robotics and Automation (ICRA)*, pp. 11523–11530. IEEE, 2023.
- Chan Hee Song, Jiaman Wu, Clayton Washington, Brian M Sadler, Wei-Lun Chao, and Yu Su. Llm-planner: Few-shot grounded planning for embodied agents with large language models. *arXiv preprint arXiv:2212.04088*, 2022.
- Hongjin Su, Weijia Shi, Jungo Kasai, Yizhong Wang, Yushi Hu, Mari Ostendorf, Wen-tau Yih, Noah A. Smith, Luke Zettlemoyer, and Tao Yu. One embedder, any task: Instruction-finetuned text embeddings. 2022. URL <https://arxiv.org/abs/2212.09741>.
- Richard S. Sutton and Andrew G. Barto. Reinforcement learning: An introduction. *IEEE Transactions on Neural Networks*, 16:285–286, 2005. URL <https://api.semanticscholar.org/CorpusID:9166388>.
- Guanzhi Wang, Yuqi Xie, Yunfan Jiang, Ajay Mandlekar, Chaowei Xiao, Yuke Zhu, Linxi Fan, and Anima Anandkumar. Voyager: An open-ended embodied agent with large language models. *arXiv preprint arXiv:2305.16291*, 2023.
- Jason Wei, Xuezhi Wang, Dale Schuurmans, Maarten Bosma, Fei Xia, Ed Chi, Quoc V Le, Denny Zhou, et al. Chain-of-thought prompting elicits reasoning in large language models. *Advances in Neural Information Processing Systems*, 35:24824–24837, 2022.
- Yue Wu, Yewen Fan, Paul Pu Liang, Amos Azaria, Yuanzhi Li, and Tom M Mitchell. Read and reap the rewards: Learning to play atari with the help of instruction manuals. *arXiv preprint arXiv:2302.04449*, 2023.
- Markus Wulfmeier, Peter Ondruska, and Ingmar Posner. Maximum entropy deep inverse reinforcement learning, 2016.

- Binfeng Xu, Zhiyuan Peng, Bowen Lei, Subhabrata Mukherjee, Yuchen Liu, and Dongkuan Xu. Rewoo: Decoupling reasoning from observations for efficient augmented language models. *arXiv preprint arXiv:2305.18323*, 2023.
- Shunyu Yao, Jeffrey Zhao, Dian Yu, Nan Du, Izhak Shafran, Karthik Narasimhan, and Yuan Cao. React: Synergizing reasoning and acting in language models. *arXiv preprint arXiv:2210.03629*, 2022.
- Weiran Yao, Shelby Heinecke, Juan Carlos Niebles, Zhiwei Liu, Yihao Feng, Le Xue, Rithesh Murthy, Zeyuan Chen, Jianguo Zhang, Devansh Arpit, et al. Retroformer: Retrospective large language agents with policy gradient optimization. *arXiv preprint arXiv:2308.02151*, 2023.
- Tianhe Yu, Deirdre Quillen, Zhanpeng He, Ryan Julian, Karol Hausman, Chelsea Finn, and Sergey Levine. Meta-world: A benchmark and evaluation for multi-task and meta reinforcement learning. In *Conference on robot learning*, pp. 1094–1100. PMLR, 2020.
- Wenhao Yu, Nimrod Gileadi, Chuyuan Fu, Sean Kirmani, Kuang-Huei Lee, Montse Gonzalez Arenas, Hao-Tien Lewis Chiang, Tom Erez, Leonard Hasenclever, Jan Humplik, Brian Ichter, Ted Xiao, Peng Xu, Andy Zeng, Tingnan Zhang, Nicolas Manfred Otto Heess, Dorsa Sadigh, Jie Tan, Yuval Tassa, and F. Xia. Language to rewards for robotic skill synthesis. *ArXiv*, abs/2306.08647, 2023.
- Andy Zeng, Maria Attarian, Brian Ichter, Krzysztof Choromanski, Adrian Wong, Stefan Welker, Federico Tombari, Aveek Purohit, Michael Ryoo, Vikas Sindhwani, et al. Socratic models: Composing zero-shot multimodal reasoning with language. *arXiv preprint arXiv:2204.00598*, 2022.
- Victor Zhong, Austin W Hanjie, Sida Wang, Karthik Narasimhan, and Luke Zettlemoyer. Silg: The multi-domain symbolic interactive language grounding benchmark. *Advances in Neural Information Processing Systems*, 34:21505–21519, 2021.
- Shuyan Zhou, Uri Alon, Frank F Xu, Zhengbao Jiang, and Graham Neubig. Docprompting: Generating code by retrieving the docs. In *The Eleventh International Conference on Learning Representations*, 2022.
- Shuyan Zhou, Frank F Xu, Hao Zhu, Xuhui Zhou, Robert Lo, Abishek Sridhar, Xianyi Cheng, Yonatan Bisk, Daniel Fried, Uri Alon, et al. Webarena: A realistic web environment for building autonomous agents. *arXiv preprint arXiv:2307.13854*, 2023.
- Banghua Zhu, Jiantao Jiao, and Michael I. Jordan. Principled reinforcement learning with human feedback from pairwise or k -wise comparisons, 2023.
- Brian D Ziebart, Andrew L Maas, J Andrew Bagnell, Anind K Dey, et al. Maximum entropy inverse reinforcement learning. In *Aaai*, volume 8, pp. 1433–1438. Chicago, IL, USA, 2008.

Appendices

A HYPER-PARAMETER DETAILS

In this section, we provide the hyper-parameter details used for our reinforcement learning backbones. We use open-source implementations of SAC and PPO² algorithm, and list the hyper-parameters in Table 3 and Table 4 respectively. Their respective training environments are indicated in parentheses.

Table 3: Hyper-parameter of SAC algorithm applied to each task.

Hyper-parameter	Value
Discount factor γ	0.99 (MetaWorld), 0.95 (ManiSkill2)
Target update frequency	2 (MetaWorld), 1 (ManiSkill2)
Learning rate	$3e^{-4}$
Train frequency	1 (MetaWorld), 8 (ManiSkill2)
Soft update τ	$5e^{-3}$
Gradient steps	1 (MetaWorld), 4 (ManiSkill2)
Learning starts	4000
Hidden units per layer	256
Batch Size	512 (MetaWorld), 1024 (ManiSkill2)
# of layers	3 (MetaWorld), 2 (ManiSkill2)
Initial temperature	0.1 (MetaWorld), 0.2 (ManiSkill2)
Rollout steps per episode	500 (MetaWorld), 200 (Maniskill2)

Table 4: Hyper-parameter of PPO algorithm applied to each task.

Hyper-parameter	Value
Discount factor γ	0.85 (ManiSkill2), 0.99 (MuJoco)
# of epochs per update	15 (ManiSkill2), 10 (MuJoco)
Learning rate	$3e^{-4}$
# of environments	8
Batch size	400 (ManiSkill2), 64 (MuJoco)
Hidden units per layer	256
Target KL divergence	0.05 (ManiSkill2), None (MuJoco)
# of layers	2
# of steps per update	3200 (ManiSkill2), 2048 (MuJoco)
Rollout steps per episode	100 (ManiSkill2), 200 (MuJoco)

B TASK DETAILS

In this section, we provide a full list of tasks within each simulation environment, accompanied by their corresponding language instructions. Across all tasks, we follow the default settings of their respective environments. Here, we will also briefly describe the observation space and action space characterizing these environments. For a thorough and detailed understanding, we encourage the readers to refer to the official manual associated with each environment.³

MetaWorld In METAWORD environment, we use a 7 DoF Sawyer robot arm with a fixed base to complete tabletop tasks. For all tasks, the observation space is a combination of the 3D position of the robot end-effector, a normalized measurement of gripper openness, the 3D position of the manipulated object, the quaternion of the object, all of the previous measurements, and the goal position. The environment adopts end-effector delta position control, which means the action space consists of the change of the end effector’s 3D position, as well as the normalized torque the gripper

²<https://github.com/DLR-RM/stable-baselines3>

³Official document of MANISKILL2 is at <https://haosulab.github.io/ManiSkill2/>, and official document of Gym MUJOCO is at <https://www.gymnasium.dev/environments/mujoco/>

should apply. For all tasks, the initial and target positions of the manipulated object and the initial joint positions of the robot arm are variable. The full tasks list and their corresponding instructions are in Table 5.

ManiSkill2 MANISKILL2 environment uses a 7 DoF Franka Panda as the default robot arm. For manipulation tasks (Lift Cube, Pick Cube, Turn Faucet and Stack Cube), we use a robot arm with a fixed base. For mobile manipulation tasks (Open Cabinet Door and Open Cabinet Drawer), we use a single robot arm with a Sciurus17 mobile base. For the mobile manipulation task Push Chair, we use a dual-arm robot arm with a Sciurus17 mobile base. For all tasks, the observation space consists of robot proprioception information (e.g. current joint positions, current joint velocities, robot base position and quaternion in the world frame) and task-specific information (e.g. goal position, end-effector position). We use end-effector delta pose control mode for this environment, which controls the change of 3D position and rotation (represented as an axis-angle in the end-effector frame). For all tasks, the initial and target positions of the manipulated object, the initial joint positions of the robot arm and physical parameters (e.g. friction and damping coefficient) are variable. The full tasks list and their corresponding instructions can be found in Table 6.

Gym MuJoCo Gym MUJOCO offers a series of simulation environments that contain Ant, Half Cheetah and so, powered by MUJOCO physic engine and pre-defined XML files, each provided with a written reward for a simple task. To evaluate the ability of TEXT2REWARD to learn novel locomotion skills, we chose to use two robotic agents: Ant (a 3D quadruped robot) and Hopper (a 2D unipedal robot). Their actions are represented by the torques applied at the hinge joints, while their observations consist of positional values and velocities of different body parts. We provide the tasks list and their corresponding instructions in Table 7.

Real Robot For the tasks Pick Cube and Stack Cube, we take the joint values of the robot arm, the pose of the end-effector and cubes as input. For real-world robot control, we use end-effector delta position control mode, which first predicts a delta 3D position for the gripper to move to, then utilizes inverse kinematics to iteratively solve the target joint value. To obtain the object state required by our RL policy, we used the Segment Anything Model (SAM) (Kirillov et al., 2023) and a depth camera to get the estimated pose of objects. Specifically, we query SAM to segment each object in the scene. The segmentation map and the depth map together give us an incomplete point cloud. We then estimate the pose of the object based on this point cloud.

Table 5: Task list of METAWORLD.

Task	Instruction
Drawer Open	Open a drawer by its handle.
Drawer Close	Close a drawer by its handle.
Window Open	Push and open a sliding window by its handle.
Window Close	Push and close a sliding window by its handle.
Button Press	Press a button in y coordination.
Sweep Into	Sweep a puck from the initial position into a hole.
Door Unlock	Unlock the door by rotating the lock counter-clockwise.
Door Close	Close a door with a revolving joint by pushing the door’s handle.
Handle Press	Press a handle down.
Handle PressSide	Press a handle down sideways.

C PROMPT DETAILS

Zero-shot prompt To ground LLMs into robotics simulation environments, we propose a novel Pythonic prompt, which can be abstracted by the *experts* who developed the environment. This class-like prompt is a more compact representation than simply listing all environment attributes linearly, which can delete redundant information and save more tokens, and this Pythonic prompt can also better bootstrap Python reward code generation. More specifically, our prompt leverages *python class*, *class attribute*, *python typing* and *comments* to recursively define the environment. Here we provide an example of the zero-shot prompt for MANISKILL2 manipulation tasks:

Table 6: Task list of MANISKILL2.

Task	Instruction
Lift Cube	Pick up cube A and lift it up by 0.2 meters.
Pick Cube	Pick up cube A and move it to the 3D goal position.
Turn Faucet	Turn on a faucet by rotating its handle. The task is finished when qpos of faucet handle is larger than target qpos.
Open Cabinet Door	A single-arm mobile robot needs to open a cabinet door. The task is finished when qpos of cabinet door is larger than target qpos.
Open Cabinet Drawer	A single-arm mobile robot needs to open a cabinet drawer. The task is finished when qpos of cabinet drawer is larger than target qpos.
Push Chair	A dual-arm mobile robot needs to push a swivel chair to a target location on the ground and prevent it from falling over.
Stack Cube	Pick up cube A and place it on cube B. The task is finished when cube A is on top of cube B stably (i.e. cube A is static) and isn't grasped by the gripper.

Table 7: Task list of Gym MUJoCo.

Task	Instruction
Hopper Move Forward	Control the Hopper to move in the forward direction.
Hopper Front Flip	Control the Hopper to front flip in the forward direction.
Hopper Back Flip	Control the Hopper to back flip.
Ant Move Forward	Control the Ant to move in the forward direction.
Ant Wave Leg	Control the Ant to stay in place while waving its right front leg.
Ant Lie Down	Control the Ant to lie down.

You are an expert in robotics, reinforcement learning and code generation. We are going to use a Franka Panda robot to complete given tasks. The action space of the robot is a normalized `'Box(-1, 1, (7,), float32)'`. Now I want you to help me write a reward function for reinforcement learning. I'll give you the attributes of the environment. You can use these class attributes to write the reward function.

Typically, the reward function of a manipulation task is consisted of these following parts:

1. the distance between robot's gripper and our target object
2. difference between current state of object and its goal state
3. regularization of the robot's action
4. [optional] extra constraint of the target object, which is often implied by task instruction
5. [optional] extra constraint of the robot, which is often implied by task instruction
- ...

```
class BaseEnv(gym.Env):
    self.cubeA : RigidBody # cube A in the environment
    self.cubeB : RigidBody # cube B in the environment
    self.cube_half_size = 0.02 # in meters
    self.robot : PandaRobot # a Franka Panda robot

class PandaRobot:
    self. ee_pose : ObjectPose # 3D position and quaternion of robot's end-effector
    self.lfinger : LinkObject # left finger of robot's gripper
    self.rfinger : LinkObject # right finger of robot's gripper
    self.qpos : np.ndarray[(7,)] # joint position of the robot
    self.qvel : np.ndarray[(7,)] # joint velocity of the robot
    self.gripper_openness : float # openness of robot gripper, normalized range in [0, 1]
    def check_grasp(self, obj : Union[RigidBody, LinkObject], max_angle=85) -> bool
        # indicate whether robot gripper successfully grasp an object

class ObjectPose:
    self.p : np.ndarray[(3,)] # 3D position of the rigid object
    self.q : np.ndarray[(4,)] # quaternion of the rigid object
    def inv(self,) -> ObjectPose # return a 'ObjectPose' class instance, which is the inverse
        # of the original pose
    def to_transformation_matrix(self,) -> np.ndarray[(4,4)]
        # return a [4, 4] numpy array, which is the transform matrix

class RigidBody:
    self.pose : ObjectPose # 3D position and quaternion of the rigid object
    self.velocity : np.ndarray[(3,)] # linear velocity of the rigid object
    self.angular_velocity : np.ndarray[(3,)] # angular velocity of the rigid object
    def check_static(self,) -> bool # indicate whether this rigid object is static or not
```



```

class LinkObject:
    self.pose : ObjectPose # 3D position and quaternion of the link object
    self.velocity : np.ndarray[(3,)] # linear velocity of the link object
    self.angular_velocity : np.ndarray[(3,)] # angular velocity of the link object
    self.qpos : float # position of the link object joint
    self.qvel : float # velocity of the link object joint
    self.target_qpos:float # target position of the link object joint
    def get_local_pcd(self,) -> np.ndarray[(M,3)] # get the point cloud of the link object surface
    # in the local frame
    def get_world_pcd(self,) -> np.ndarray[(M,3)] # get the point cloud of the link object surface
    # in the world frame

class ArticulateObject:
    self.pose : ObjectPose # 3D position and quaternion of the articulated object
    self.velocity : np.ndarray[(3,)] # linear velocity of the articulated object
    self.angular_velocity : np.ndarray[(3,)] # angular velocity of the articulated object
    self.qpos : np.ndarray[(K,)] # position of the articulated object joint
    self.qvel : np.ndarray[(K,)] # velocity of the articulated object joint
    def get_pcd(self,) -> np.ndarray[(M,3)] # point cloud of the articulated object surface
    # in the world frame

```

Additional knowledge:

1. A staged reward could make the training more stable, you can write them in a nested if-else statement.
2. 'ObjectPose' class support multiply operator '*', for example: 'ee_pose_wrt_cubeA = self.cubeA.pose.inv() * self.robot.ee_pose'.
3. You can use 'transforms3d.quaternions' package to do quaternion calculation, for example: 'qinverse(quat: np.ndarray[(4,)])' for inverse of quaternion, 'qmult(quat1: np.ndarray[(4,)], quat2: np.ndarray[(4,)])' for multiply of quaternion, 'quat2axangle(quat: np.ndarray[(4,)])' for quaternion to angle.

I want you to fulfill the following task: *{instruction}*

1. please think step by step and tell me what does this task mean;
2. then write a function that formats as 'def compute_dense_reward(self, action) -> float' and returns the 'reward : float' only.
3. When write code, you can also add some comments as your thoughts.

Few-shot example prompt In order to retrieve previously acquired skills and generate better reward codes, it is necessary to provide LLMs with few-shot examples. These examples take the format of *instruction* and *reward code* pairs, which are then filled into the prompt template. Here is the few-shot example prompt template used for MANISKILL2 tasks:

```

An example:
Tasks to be fulfilled: {instruction}
Corresponding reward function:
```python
{reward_code}
```

```

Interactive feedback prompt Due to the inherent information bottleneck of natural language, the users' language instructions may be ambiguous, and their preferences may not be conveyed. On the other hand, single-turn reward code generation may not work for some complex tasks. So, in these cases, multi-turn generation with human feedback can be beneficial. One possible prompt is a combination of the previous round *generated code*, a *description* of the training results (learning curve, rollout videos, etc.) and the *feedback* for improvement. This is the prompt template:

```

Generated code shown as below:
```python
{generated_code}
```

```

Feed this reward code into the environment, and use the RL algorithm to train the policy. After training, I can see from the robot that:

{description}

To make the code more accurate and train better robot, the feedback for improvement is:

{feedback}

Re-imagine which steps are missed or wrong. Show me the improved code as below:

D SAMPLES OF GENERATED REWARD FUNCTION

D.1 ZERO/FEW-SHOT RESULTS

In this section, to help better understand the generation ability and results of TEXT2REWARD, we provide two reward function samples on two complex articulated object manipulation tasks (MANISKILL2 Turn Faucet and Push Chair). Additionally, to better demonstrate the difference between zero-shot generated, few-shot generated and expert-written (provided by the simulation environment) reward functions, we also provide three code samples on MANISKILL2 Pick Cube task.

Sample of *zero-shot* generated reward function on MANISKILL2 Turn Faucet task:

```
import numpy as np
from scipy.spatial.distance import cdist

def compute_dense_reward(self, action):
    # Here I define the reward and penalty weights for different aspects of the task
    handle_reach_weight = 0.1
    grasp_handle_weight = 0.2
    rotation_weight = 0.7
    action_penalty_weight = 0.01

    # Here I define the grasp success reward
    grasp_success_reward = 0.1

    # Here I compute the distance between the robot's end effector and the faucet handle
    handle_pcd = self.faucet.handle.get_world_pcd()
    lfinger_cords = np.array([self.robot.lfinger.pose.p, ])
    rfinger_cords = np.array([self.robot.rfinger.pose.p, ])
    dist_lfinger_handle = cdist(lfinger_cords, handle_pcd).min(-1)[0]
    dist_rfinger_handle = cdist(rfinger_cords, handle_pcd).min(-1)[0]
    dist_handle_reach = max(dist_lfinger_handle, dist_rfinger_handle)
    handle_reach_reward = - handle_reach_weight * dist_handle_reach

    # Here I check if the robot has successfully grasped the faucet handle
    grasp_handle = self.robot.check_grasp(self.faucet.handle)
    grasp_handle_reward = grasp_handle_weight * grasp_handle if grasp_handle else 0

    # Here I calculate the rotation reward based on the difference between the current and
    # target joint position
    rotation_diff = max(0, self.faucet.handle.target_qpos - self.faucet.handle.qpos)
    rotation_reward = - rotation_weight * rotation_diff

    # Here I calculate the penalty for the robot's action
    action_penalty = - action_penalty_weight * np.linalg.norm(action)

    # The total reward is the sum of all the individual rewards and penalties
    reward = handle_reach_reward + grasp_handle_reward + rotation_reward + action_penalty

    if grasp_handle and rotation_diff == 0:
        reward += grasp_success_reward

    return reward
```

Sample of *few-shot* generated reward function on MANISKILL2 Push Chair task:

```
import numpy as np
import scipy.spatial.distance as sdist

def compute_dense_reward(self, action):
    reward = -20.0

    actor = self.chair
    ee_coords = np.array(self.robot.get_ee_coords())
    ee_mids = np.array([ee_coords[:2].mean(0), ee_coords[2:].mean(0)])
    chair_pcd = self.chair.get_pcd()

    # EE approach chair
    dist_ees_to_chair = sdist.cdist(ee_coords, chair_pcd) # [4, N]
    dist_ees_to_chair = dist_ees_to_chair.min(1) # [4]
    dist_ee_to_chair = dist_ees_to_chair.mean()
    log_dist_ee_to_chair = np.log(dist_ee_to_chair + 1e-5)
    reward += - dist_ee_to_chair - np.clip(log_dist_ee_to_chair, -10, 0)

    # Penalize action
    action_norm = np.linalg.norm(action)
    reward -= action_norm * 1e-6
```

```

# Keep chair standing
z_axis_world = np.array([0, 0, 1])
z_axis_chair = self.chair.pose.to_transformation_matrix()[3, 2]
chair_tilt = np.arccos(z_axis_chair[2])
log_chair_tilt = np.log(chair_tilt + 1e-5)
reward += -chair_tilt * 0.2

# Chair velocity
chair_vel = actor.velocity
chair_vel_norm = np.linalg.norm(chair_vel)
disp_chair_to_target = self.chair.pose.p[:2] - self.target_xy
chair_vel_dir = sdist.cosine(chair_vel[:2], disp_chair_to_target)
chair_ang_vel_norm = np.linalg.norm(actor.angular_velocity)

# Stage reward
stage_reward = 0

dist_chair_to_target = np.linalg.norm(self.chair.pose.p[:2] - self.target_xy)

if dist_ee_to_chair < 0.2:
    stage_reward += 2
    if dist_chair_to_target <= 0.3:
        stage_reward += 2
        reward += (np.exp(-chair_vel_norm * 10) * 2)
        if chair_vel_norm <= 0.1 and chair_ang_vel_norm <= 0.2:
            stage_reward += 2
            if chair_tilt <= 0.1 * np.pi:
                stage_reward += 2
        else:
            reward_vel = (chair_vel_dir - 1) * chair_vel_norm
            reward += np.clip(1 - np.exp(-reward_vel), -1, np.inf)*2 - dist_chair_to_target*2

if chair_tilt > 0.4 * np.pi:
    stage_reward -= 2

reward = reward + stage_reward
return reward

```

Sample of *zero-shot* generated reward function on MANISKILL2 Pick Cube task:

```

import numpy as np

def compute_dense_reward(self, action):
    # Normalize action
    action = np.clip(action, -1, 1)

    # Calculate distance between gripper and cube
    gripper_pos = self.robot.ee_pose.p
    cube_pos = self.cubeA.pose.p
    dist_gripper_cube = np.linalg.norm(gripper_pos - cube_pos)

    # Calculate distance between cube and goal
    goal_pos = self.goal_position
    dist_cube_goal = np.linalg.norm(goal_pos - cube_pos)

    # Check if the robot is grasping the cube
    grasping_cube = self.robot.check_grasp(self.cubeA)

    # Define reward components
    reward_dist_gripper_cube = -1.0 * dist_gripper_cube
    reward_dist_cube_goal = -1.0 * dist_cube_goal
    reward_grasping_cube = 1.0 if grasping_cube else -1.0

    # Define weights for reward components
    weight_dist_gripper_cube = 0.3
    weight_dist_cube_goal = 0.5
    weight_grasping_cube = 0.2

    # Calculate total reward
    reward = weight_dist_gripper_cube * reward_dist_gripper_cube \
        + weight_dist_cube_goal * reward_dist_cube_goal \
        + weight_grasping_cube * reward_grasping_cube

    # Regularization on action
    reward -= 0.01 * (action ** 2).sum()

    return reward

```

Sample of *few-shot* generated reward function on MANISKILL2 Pick Cube task:

```

import numpy as np

def compute_dense_reward(self, action):
    reward = 0.0

    # Check if the cube is placed at the goal position and the robot is static
    cube_at_goal = np.linalg.norm(self.cubeA.pose.p - self.goal_position) <= self.cube_half_size
    is_robot_static = np.max(np.abs(self.robot.qvel)) <= 0.2

    # If the cube is placed at the goal and the robot is static, return a high reward
    if cube_at_goal and is_robot_static:
        reward += 2.25
        return reward

    # reaching reward, encourages the robot to reach the cube
    gripper_pos = self.robot.ee_pose.p
    obj_pos = self.cubeA.pose.p
    dist_to_obj = np.linalg.norm(gripper_pos - obj_pos)
    reaching_reward = 1 - np.tanh(5 * dist_to_obj)
    reward += reaching_reward

    # grasp reward, encourages the robot to grasp the cube
    is_grasped = self.robot.check_grasp(self.cubeA, max_angle=30)
    if is_grasped:
        reward += 0.25

    # placement reward, encourages the robot to place the cube at the goal
    if is_grasped:
        dist_to_goal = np.linalg.norm(self.cubeA.pose.p - self.goal_position)
        placement_reward = 1 - np.tanh(5 * dist_to_goal)
        reward += placement_reward

    # regularization term on robot's action
    action_reg = -np.sum(np.square(action)) / len(action)
    reward += 0.1 * action_reg

    return reward

```

Oracle (expert-written) reward function of MANISKILL2 Pick Cube task:

```

import numpy as np

def compute_dense_reward(self, action):
    reward = 0.0

    is_obj_placed = np.linalg.norm(self.goal_position - self.cubeA.pose.p) <= 0.025
    is_robot_static = np.max(np.abs(self.robot.qvel)) <= 0.2

    success = is_obj_placed and is_robot_static

    if success:
        reward += 5
        return reward

    tcp_to_obj_pos = self.cubeA.pose.p - self.robot.ee_pose.p
    tcp_to_obj_dist = np.linalg.norm(tcp_to_obj_pos)
    reaching_reward = 1 - np.tanh(5 * tcp_to_obj_dist)
    reward += reaching_reward

    is_grasped = self.robot.check_grasp(self.cubeA, max_angle=30)
    reward += 1 if is_grasped else 0.0

    if is_grasped:
        obj_to_goal_dist = np.linalg.norm(self.goal_position - self.cubeA.pose.p)
        place_reward = 1 - np.tanh(5 * obj_to_goal_dist)
        reward += place_reward

    return reward

```

D.2 INTERACTIVE RESULTS

For the interactive generation results on MANISKILL2 Stack Cube task, we provide one sample of reward function generated in the first and last round under the few-shot setting in *git diff* format.

```

import numpy as np

def compute_dense_reward(self, action):
    reward = 0.0
    # Check if cube A is on top of cube B and whether it is stable

```

```

is_obj_on_target = np.linalg.norm(self.cubeA.pose.p - (self.cubeB.pose.p + np.array([0, 0,
self.cube_half_size*2]))) <= 0.025
is_obj_static = self.cubeA.check_static()
is_grasped = self.robot.check_grasp(self.cubeA)
+ gripper_openness = self.robot.gripper_openness

- success = is_obj_on_target and is_obj_static and not is_grasped
+ success = is_obj_on_target and is_obj_static

if success:
    reward += 5
- return reward
+ if not is_grasped:
+     reward += 5
+     return reward

# Compute distance from the robot's end-effector to cube A
tcp_to_obj_pos = self.cubeA.pose.p - self.robot.ee_pose.p
tcp_to_obj_dist = np.linalg.norm(tcp_to_obj_pos)
reaching_reward = 1 - np.tanh(5 * tcp_to_obj_dist)
reward += reaching_reward
# Check if the robot has grasped cube A
reward += 1 if is_grasped else 0.0
if is_grasped:
    # Compute distance from cube A to the top of cube B
    obj_to_goal_pos = self.cubeB.pose.p + np.array([0, 0, self.cube_half_size*2])
    - self.cubeA.pose.p
    obj_to_goal_dist = np.linalg.norm(obj_to_goal_pos)
    place_reward = 1 - np.tanh(5 * obj_to_goal_dist)
    reward += place_reward

+ if is_obj_on_target and is_obj_static:
+     # Encourage robot to release grasp when cube A is on top of cube B and stable
+     release_reward = 3 if not is_grasped and gripper_openness > 0.5 else -3
+     reward += release_reward
+ else:
+     # Encourage the robot to keep the grasp if it's not on target
+     holding_reward = 1 if is_grasped else -1
+     reward += holding_reward
+ else:
+     if not is_obj_on_target:
+         # Encourage the robot to move closer to the target when not grasping
+         tcp_to_target_pos = self.cubeB.pose.p + np.array([0, 0, self.cube_half_size*2])
+         - self.robot.ee_pose.p
+         tcp_to_target_dist = np.linalg.norm(tcp_to_target_pos)
+         target_reward = 1 - np.tanh(5 * tcp_to_target_dist)
+         reward += target_reward

return reward

```

E ADDITIONAL RESULTS

Due to page limitations, we include in this section additional learning curves on METAWORLD benchmark (Figure 8), as well as additional image samples from the MANISKILL2 and METAWORLD environments (Figure 9 and Figure 10). Figure 9b shows a failure case on the dual-arm mobile manipulation task Push Chair. Here *Oracle* means the expert-written reward function provided by the environment; *zero-shot* and *few-shot* stands for the reward function is generated by TEXT2REWARD w. and w.o. retrieving examples from expert-written rewards functions examples for prompting.

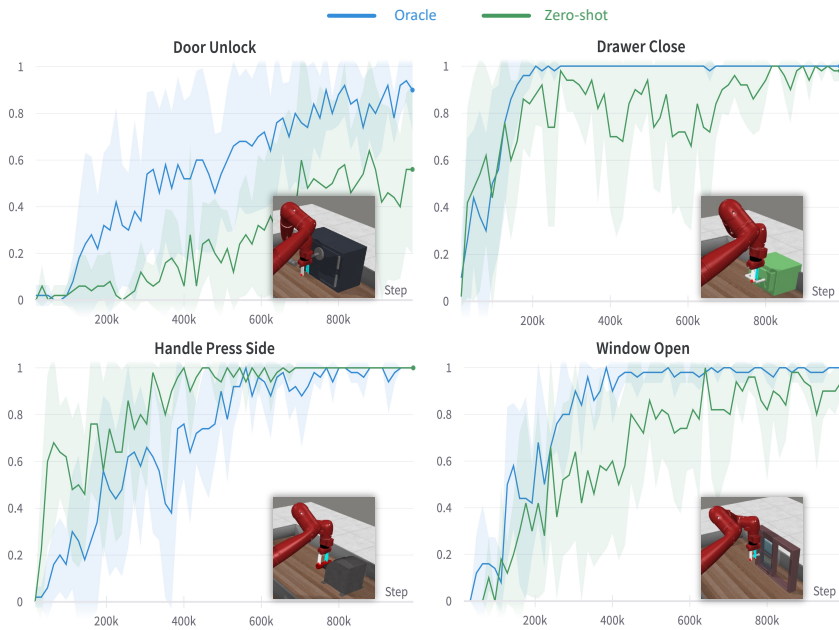
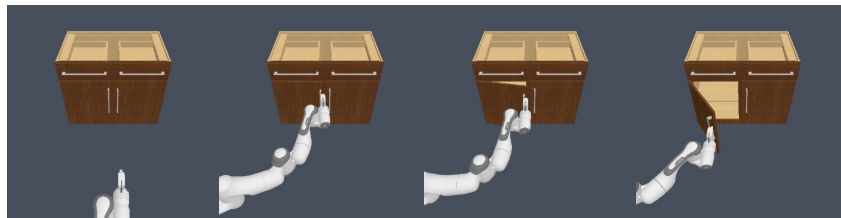



Figure 8: Additional learning curves on METAWORLD, measured by success rate. The solid line represents the mean success rate, while the shaded regions correspond to the standard deviation, both calculated across five different random seeds.



(a) Zero-shot: Open Cabinet Door

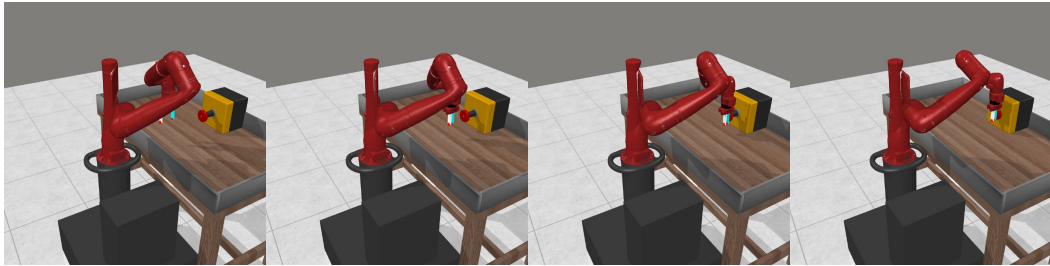


(b) Zero-shot: Push Chair

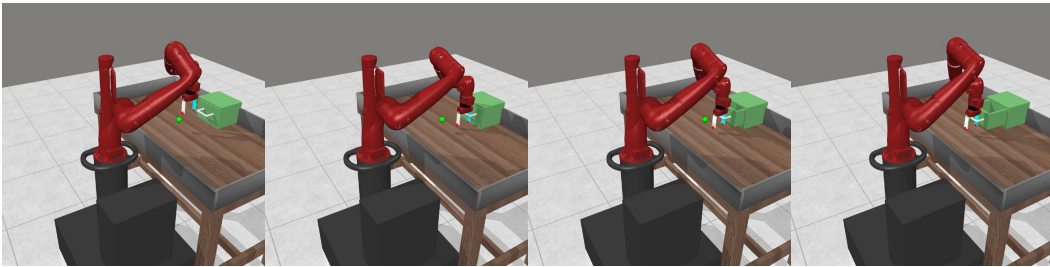


(c) Few-shot: Push Chair

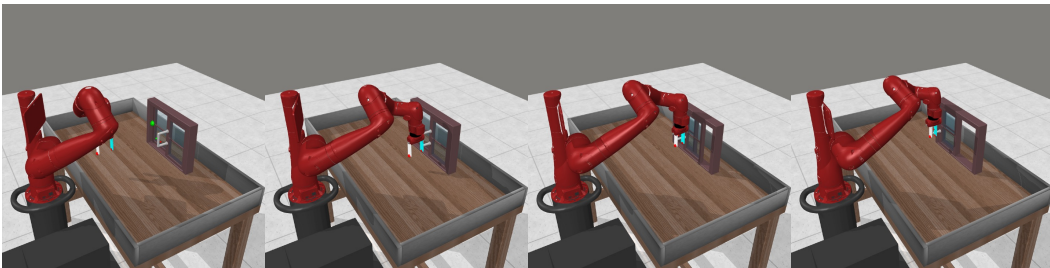
Figure 9: Additional image samples from MANISKILL2. (a) shows a successful case of zero-shot TEXT2REWARD for the mobile manipulation task OpenCabinetDoor. (b) shows a failure case of zero-shot generation for the dual-arm mobile manipulation task PushChair. (c) shows that few-shot generation can stably solve the PushChair task even though zero-shot can not.



(a) Zero-shot: Button Press



(b) Zero-shot: Drawer Open



(c) Zero-shot: Window Open

Figure 10: Additional image samples from METAWORLD. All three rollouts show that zero-shot TEXT2REWARD can stably solve these tasks.