

Generalized Cactus and Structural Controllability of Switched Linear Continuous-Time Systems

Yuan Zhang, Yuanqing Xia, and Aming Li

Abstract—This paper explores the structural controllability of switched linear continuous-time systems. It first identifies a gap in the proof for a pivotal criterion for the structural controllability of switched linear systems in the literature. To address this void, we develop novel graph-theoretic concepts, such as multi-layer dynamic graphs, generalized stems/buds, and generalized cacti, and based on them, provide a comprehensive proof for this criterion. Our approach also induces a new, generalized cactus based graph-theoretic criterion for structural controllability. This not only extends Lin’s cactus-based graph-theoretic condition to switched systems for the first time, but also provides a lower bound for the generic dimension of controllable subspaces.

Index Terms—Structural controllability, switched systems, generalized stems and buds, generalized cactus, dynamic graphs

I. INTRODUCTION

Switched systems represent a class of hybrid systems where multiple subsystems are regulated by switching laws. This dynamic switching among subsystems can enrich the control strategies, often resulting in superior control performance compared to non-switched systems [1]. Due to its significance in both practical applications and theoretical exploration, the study of switched systems has garnered substantial attention [2, 3, 4].

Controllability and observability are two fundamental concepts that are prerequisite for the design of switched systems. Extensive investigations have been dedicated to these concepts [2, 3, 5, 6, 7]. Notably, it has been revealed that the reachable and controllable sets of switched continuous-time systems exist as subspaces within the total space, with complete characterizations established in [3]. However, for discrete-time systems, the reachable and controllable sets do not necessarily manifest as subspaces [8]. Geometric characterizations, ensuring these sets to span the entire space, were introduced in [5]. Simplified criteria for reversible systems can be found in [7].

It is important to note that the aforementioned outcomes rely on algebraic computations centered around precise values of system matrices. In practical scenarios, these exact system parameters might be elusive due to modeling inaccuracies or parameter uncertainties [9]. When only the zero-nonzero patterns of system matrices are accessible, Liu et al. [10] introduced the concept of *structural controllability for switched systems*, aligning with the structural controllability concept for linear time-invariant (LTI) systems initiated by [11]. In [10], several equivalent criteria, grounded in colored union graphs, were proposed to assess structural controllability. Notably, one criterion involves an input accessibility condition and a generic rank condition, distinguished by its simplicity and elegance. This criterion extends naturally from the structural controllability criterion

for LTI systems [12]. Exploiting this resemblance, elegant outcomes regarding optimal input selections for LTI systems [13] have been extended to switched systems [14, 15]. Liu et al.’s work has also stimulated research exploration into (strong) structural controllability for other classes of time-varying systems, such as linear parameter varying systems [16], temporal networks [17, 18].

Nevertheless, in this paper, we identify a gap in the proof of the criterion’s sufficiency. Regrettably, this gap seems unaddressed if we follow the original research thread in [10] (refer to Section II). Nonetheless, we establish the correctness of the said criterion by providing a rigorous and comprehensive proof for it. Our proof relies on novel graph-theoretic concepts, including multi-layer dynamic graphs, generalized stems, generalized buds, and generalized cactus configurations. Our approach also births a new criterion for structural controllability based on generalized stem-bud structures (namely, generalized cacti). Notably, this extends Lin’s cactus-based graph-theoretic condition for structural controllability [11] to switched systems for the first time. This criterion also induces a lower bound for the generic dimension of controllable subspaces.

The rest are organized as follows. Section II provides some basic preliminaries and the motivations. Section III presents a new generalized cactus configuration based criterion for structural controllability and establishes the correctness of the existing one. The last section concludes this paper.

Notations: Let \mathbf{V} be a linear space and \mathbf{V}_1 and \mathbf{V}_2 be subspaces of \mathbf{V} . The sum of \mathbf{V}_1 and \mathbf{V}_2 is defined as $\mathbf{V}_1 + \mathbf{V}_2 = \{v_1 + v_2 : v_1 \in \mathbf{V}_1, v_2 \in \mathbf{V}_2\}$. Similarly, $\sum_{i=1}^k \mathbf{V}_i$ denotes the sum of k subspaces. Let $[X_i]_{i=1}^k$ be a composite matrix whose column blocks are X_1, \dots, X_k , which may be occasionally written as $[X_1, \dots, X_k]$. The column space spanned by a matrix M is denoted by $\text{span}M$. For an integer $N \geq 1$, $[N] \doteq \{1, \dots, N\}$.

II. PRELIMINARIES AND MOTIVATIONS

A. Controllability of switched systems

Consider a switched continuous-time linear system whose dynamics is governed by [4]

$$\dot{x}(t) = A_{\sigma(t)}x(t) + B_{\sigma(t)}u_{\sigma(t)}(t), \quad (1)$$

where $x(t) \in \mathbb{R}^n$ is the state, $\sigma(t) : [0, \infty) \rightarrow \{1, \dots, N\}$ is the switching signal that can be designed, $u_{\sigma(t)}(t) \in \mathbb{R}^{m_{\sigma(t)}}$ is the piecewise continuous input, $m_i \in \mathbb{N}$, $i = 1, \dots, N$. (A_i, B_i) is called a subsystem of system (1), $i = 1, \dots, N$. $\sigma(t) = i$ implies the subsystem (A_i, B_i) is activated as the system realization at time instant t . We may use the matrix set $(A_i, B_i)_{i=1}^N$ to denote the switched system (1).

Definition 1 ([3]): A state $x \in \mathbb{R}^n$ is said to be controllable, if there exists a finite t_f , a switching signal $\sigma(t) : [0, t_f] \rightarrow \{1, \dots, N\}$ and an input $u(t) \in \mathbb{R}^{m_{\sigma(t)}}$, $t \in [0, t_f]$, such that $x(0) = x$ and $x(t_f) = 0$. The controllable set (controllable subspace) of system (1) is the set of controllable states. System (1) is said to be controllable, if its controllable set is \mathbb{R}^n .

Note that if we change ‘ $x(0) = x$ and $x(t_f) = 0$ ’ to ‘ $x(0) = 0$ and $x(t_f) = x$ ’ in Definition 1, then the concepts ‘reachable set’ and

‘reachability’ can be defined. For switched continuous-time systems, their reachable set and controllable set always coincide [3, 5]. Moreover, it has been shown in [3, Def 7] that the controllability in Definition 1 is equivalent to the ability to steer the state from any initial state to any other state in \mathbb{R}^n in finite time by suitably choosing the control input and switching signal $\sigma(t)$.

Lemma 1 ([3]): The switched system (1) is controllable, if and only if the following controllability matrix \mathcal{R} has full row rank:

$$\mathcal{R} = \left[A_{i_n}^{j_n} A_{i_{n-1}}^{j_{n-1}} \cdots A_{i_1}^{j_1} B_{i_1} \right]_{\substack{j_1=0, \dots, j_n-1 \\ i_1, \dots, i_n=1, \dots, N}}, \quad (2)$$

where the column block $A_{i_n}^{j_n} \cdots A_{i_1}^{j_1} B_{i_1}$ runs across all combinations of $i_1, \dots, i_n, j_1, \dots, j_n$ satisfying $1 \leq i_1, \dots, i_n \leq N, 0 \leq j_1, \dots, j_n \leq n-1$. Moreover, the controllable subspace of system (1) is $\text{span}\mathcal{R}$, and its dimension equals $\text{rank}\mathcal{R}$.

A structured matrix is a matrix with entries that are either fixed to be zero or can take arbitrary real values (including zero) independently (i.e., there is no parameter dependence among them; the latter are called nonzero entries) [12]. The *generic rank* of a structured matrix (or a polynomial of structured matrices), given by $\text{grank}(\cdot)$, is the maximum rank it can achieve as a function of parameters for its nonzero entries. It turns out that the generic rank is also the rank this matrix can achieve for almost all values of its nonzero entries. Here, ‘almost all’ means all parameter values except for a set of Lebesgue measure zero in the parameter space. When only the zero-nonzero patterns of matrices $(A_i, B_i)_{i=1}^N$ are available, that is, $(A_i, B_i)_{i=1}^N$ are structured matrices, system (1) is called a structured system. $(\tilde{A}_i, \tilde{B}_i)_{i=1}^N$ is a realization of $(A_i, B_i)_{i=1}^N$, if \tilde{A}_i (\tilde{B}_i) is obtained by assigning some particular values to the nonzero entries of A_i (B_i), $i = 1, \dots, N$.

Definition 2 ([10]): A structured system (1) is said to be structurally controllable, if there is a controllable realization $(\tilde{A}_i, \tilde{B}_i)_{i=1}^N$ of $(A_i, B_i)_{i=1}^N$.

From [10], if a system is structurally controllable, then almost all its realizations are controllable. This generic property makes this concept appealing, especially for analyzing large-scale network systems with known typologies but unknown interconnection weights [9].

B. Graph-theoretic preliminaries

A directed graph (digraph) is denoted by $\mathcal{G} = (V, E)$, where V is the vertex set, and $E \subseteq V \times V$ is the edge set. A *subgraph* of \mathcal{G} is a graph $\mathcal{G}_s = (V_s, E_s)$ such that $V_s \subseteq V$ and $E_s \subseteq E$, and is called a subgraph induced by V_s , if $E_s = (V_s \times V_s) \cap E$. We say \mathcal{G}_s *covers* $V'_s \subseteq V$ if $V'_s \subseteq V_s$, and \mathcal{G}_s *spans* \mathcal{G} if $V_s = V$. An edge from v_1 to v_2 , given by (v_1, v_2) , is called an *ingoing edge* of vertex v_2 , and an *outgoing edge* of vertex v_1 . A sequence of successive edges $(v_1, v_2), (v_2, v_3), \dots, (v_{k-1}, v_k)$ is called a *walk from vertex v_1 to vertex v_k* . Such a walk p is either denoted by the sequence of edges it contains, i.e., $p = (e_1, e_2, \dots, e_{k-1})$, where $e_j = (v_j, v_{j+1})$, or the sequence of vertices it passes, i.e., $p = (v_1, v_2, \dots, v_k)$. Vertex v_1 is called the *tail* (initial vertex), denoted as $\text{tail}(p)$, and vertex v_k is called the *head* (terminal vertex), denoted as $\text{head}(p)$. The *length* of a walk p , given by $|p|$, is the number of edges it contains (counting repeated edges). A walk *without repeated vertices* is called a (simple) *path*. A walk from a vertex to itself is called a loop. If the head (or tail) of a loop is the only repeated vertex when traversing along its way, this loop is called a *cycle*.

Two typical graph-theoretic presentations of system (1) are introduced. For the i th subsystem, the *system digraph* $\mathcal{G}_i = (X_i \cup U_i, E_{XX_i} \cup E_{UX_i})$, where the state vertices $X_i = \{x_1^i, \dots, x_n^i\}$, the input vertices $U_i = \{u_1^i, \dots, u_{m_i}^i\}$, the state edges $E_{XX_i} = \{(x_k^i, x_j^i) : A_{i,jk} \neq 0\}$, and input edges $E_{UX_i} = \{(u_k^i, x_j^i) : B_{i,jk} \neq 0\}$. The *colored union graph* \mathcal{G}_c of system (1) is the

union of $\mathcal{G}_1, \dots, \mathcal{G}_N$ by using different colors to distinguish state edges from different subsystems. More precisely, \mathcal{G}_c is a digraph $\mathcal{G}_c = (X \cup U, E_{XX} \cup E_{UX})$, where $X = \{x_1, \dots, x_n\}$, $U = U_1 \cup \dots \cup U_N$, $E_{XX} = \{(x_k, x_j) : A_{i,jk} \neq 0, i = 1, \dots, N\}$, and $E_{UX} = \{(u_k^i, x_j) : B_{i,jk} \neq 0, i = 1, \dots, N, k = 1, \dots, m_i\}$. Notice that multiple edges are allowable in E_{XX} , and to distinguish them, we assign the *color index* i to the edge (x_k, x_j) (resp. (u_k, x_j)) corresponding to $A_{i,jk} \neq 0$ ($B_{i,jk} \neq 0$), $i \in \{1, \dots, N\}$. An edge (x_k, x_j) with color index i is also denoted by e_{kj}^i (an edge (u_k^i, x_j) with color index i is occasionally denoted by e_{kj}^i if no confusion is made). A *stem* is a path from some $u \in U$ to some $x \in X$ in \mathcal{G}_c .

Definition 3: A state vertex $x_i \in X$ is said to be input-reachable, if there is a path from an input vertex $u \in U$ to x_i in \mathcal{G}_c .

Definition 4 ([10]): In the colored union graph \mathcal{G}_c , k edges are said to be S -disjoint if their heads are all distinct and if all the edges that have the same tail have different color indices.

The following lemma reveals the relation between the S -disjoint edge and $\text{grank}[A_1, \dots, A_N, B_1, \dots, B_N]$.

Lemma 2 ([10]): There are n S -disjoint edges in \mathcal{G}_c , if and only if $\text{grank}[A_1, \dots, A_N, B_1, \dots, B_N] = n$.

C. Motivations

Inspired by [10, 19], we first provide a practical example of a structured switched linear system.

Example 1: Consider a boost converter represented in Fig. 1(a). Here, L is an inductance, C a capacitance, R a load resistance, $e_S(t)$ the source voltage, and $i_L(t)$ is the current through the inductance. The switch state $s(t) \in \{0, 1\}$. The boost converter can transform the source voltage $e_S(t)$ into a higher voltage $e_C(t)$ over the load R by controlling the switch. The dynamics of the boost converter is $\dot{e}_C = -\frac{1}{RC}e_C + (1-s)\frac{1}{C}i_L, \dot{i}_L = -(1-s)\frac{1}{L}e_C + \frac{1}{L}e_S$, where for notation simplicity, the temporal variable t has been omitted. By taking $[e_C; i_L]$ as the state vector, we obtain a switched linear system model described by (1), with $\sigma(t) = s(t) + 1 \in \{1, 2\}$, and

$$A_1 = \begin{bmatrix} -\frac{1}{RC} & \frac{1}{C} \\ -\frac{1}{L} & 0 \end{bmatrix}, A_2 = \begin{bmatrix} -\frac{1}{RC} & 0 \\ 0 & 0 \end{bmatrix}, B_1 = B_2 = \begin{bmatrix} 0 \\ \frac{1}{L} \end{bmatrix}.$$

Therefore, it is easy to capture the zero-nonzero patterns of $(A_i, B_i)_{i=1}^2$, illustrated in Fig. 1(b). When the exact values of R, L, C , as well as the switch signal $s(t)$ that is driven by a pulse-width modulator [19], are unknown, this structured system model can tell us whether the structure of the considered electrical network admits controllable realizations (with the flexibility to design $s(t)$). If the answer is yes, its randomized realizations will be controllable with probability one (not counting the parameter dependence among the nonzero entries); otherwise, no controllable realizations exist.

Liu et al. [10] propose a criterion for the structural controllability of system (1). This criterion says system (1) is structurally controllable, if and only if two conditions hold: (i) every state vertex is input-reachable in \mathcal{G}_c , and (ii) $\text{grank}[A_1, \dots, A_N, B_1, \dots, B_N] = n$ (see [10, Theo 9]). The necessity of conditions (i) and (ii) is relatively straightforward. The sufficiency, however, is not. In the proof for the sufficiency of conditions (i) and (ii), the authors of [10] intended to show that if the switched system (1) is not structurally controllable and condition (i) holds, then condition (ii) cannot hold, i.e., $\text{grank}[A_1, \dots, A_N, B_1, \dots, B_N] < n$. To achieve this, the authors argued that if for every matrix pair (\tilde{A}, \tilde{B}) , where $\tilde{A} = \sum_{i=1}^N \tilde{u}_i \tilde{A}_i$, $\tilde{B} = \sum_{i=1}^N \tilde{u}_i \tilde{B}_i$, $(\tilde{A}_i, \tilde{B}_i)$ can be any realization of (A_i, B_i) , and $\tilde{u}_1, \dots, \tilde{u}_N \in \mathbb{R}$, there is a nonzero vector q such that $q\tilde{A} = 0$ and $q\tilde{B} = 0$, then $\text{grank}[A_1, \dots, A_m, B_1, \dots, B_m] = n$ cannot hold. However, this claim is not necessarily true. The following counterexample demonstrates this.

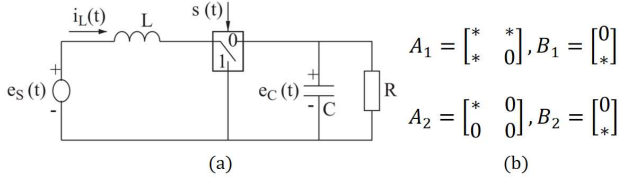


Fig. 1. (a): a boost converter (borrowed from [10]). (b): the corresponding structured system model of (a), where * represents nonzero entries and 0 represents zero entries.

Example 2: Consider a switched system with $N = 2$, whose subsystem parameters are $(a_{21}, a_{31}, b_1 \in \mathbb{R})$:

$$A_1 = \begin{bmatrix} 0 & 0 & 0 \\ a_{21} & 0 & 0 \\ 0 & 0 & 0 \end{bmatrix}, B_1 = \begin{bmatrix} b_1 \\ 0 \\ 0 \end{bmatrix}, A_2 = \begin{bmatrix} 0 & 0 & 0 \\ 0 & 0 & 0 \\ a_{31} & 0 & 0 \end{bmatrix},$$

and $B_2 = [0; 0; 0]$. Notice that condition (i) is satisfied for this system and $\text{grank}[A_1, A_2, B_1, B_2] = 3$. However, for $\bar{u}_1, \bar{u}_2 \in \mathbb{R}$,

$$[\bar{u}_1 A_1 + \bar{u}_2 A_2, \bar{u}_1 B_1 + \bar{u}_2 B_2] = \begin{bmatrix} 0 & 0 & 0 & \bar{u}_1 b_1 \\ \bar{u}_1 a_{21} & 0 & 0 & 0 \\ \bar{u}_2 a_{31} & 0 & 0 & 0 \end{bmatrix}.$$

Obviously, for any values of a_{21}, a_{31}, b_1 and \bar{u}_1, \bar{u}_2 , $\text{rank}[\bar{u}_1 A_1 + \bar{u}_2 A_2, \bar{u}_1 B_1 + \bar{u}_2 B_2] < 3$. Hence, there exists a corresponding nonzero vector q , such that $q[\bar{u}_1 A_1 + \bar{u}_2 A_2, \bar{u}_1 B_1 + \bar{u}_2 B_2] = 0$.

In fact, the essential idea of the above-mentioned proof in [10] is to derive the structural uncontrollability of the switched system $(A_i, B_i)|_{i=1}^N$ from the structural uncontrollability of the LTI system (\tilde{A}, \tilde{B}) . However, this direction is not necessarily true, since the structural controllability of $(A_i, B_i)|_{i=1}^N$ does not imply the structural controllability of (\tilde{A}, \tilde{B}) . The primary goal of this paper is to develop new criteria for structural controllability of switched systems, and meanwhile, rigorously establish the sufficiency (and necessity) of conditions (i) and (ii).

III. MAIN RESULTS

This section presents a novel generalized cactus based criterion for the structural controllability of switched systems. Based on it, the sufficiency of conditions (i) and (ii) is established. Key to this new criterion is the introduction of some novel graph-theoretic concepts, detailed in the first two subsections.

A. Multi-layer dynamic graph

Our basic idea is to analyze the rank of \mathcal{R} . Notice that there are $(nN)^n$ column blocks in \mathcal{R} . Inspired by [3], we first develop a recursive expression of $\text{span}\mathcal{R}$, which benefits mapping subcolumns of \mathcal{R} to directed graphs. Below, bold capital letters denote subspaces.

Given a subspace $\mathbf{V} \subseteq \mathbb{R}^n$, let $\Gamma_A \mathbf{V} = \sum_{i=0}^{n-1} A^i \mathbf{V}$. Let $\langle A|B \rangle = \sum_{i=0}^{n-1} A^i \text{Im}B$ be the controllable subspace of (A, B) , with $\text{Im}B$ the subspace spanned by the columns of B . From [3], the controllable subspace of system (1), denoted by Ω , can be iteratively expressed as $\Omega_1 = \sum_{i=1}^N \langle A_i|B_i \rangle$, and $\Omega_i = \sum_{k=1}^N \Gamma_{A_k} \Omega_{i-1}$, for $i = 2, \dots, n$. Then, $\Omega = \text{span}\mathcal{R} = \Omega_n$. Based on $\{\Omega_i|_{i=1}^n\}$, we recursively define a collection of subspaces $\{\Phi_i|_{i=0}^\infty\}$ as

$$\Phi_0 = \text{Im} B_1 + \text{Im} B_2 + \dots + \text{Im} B_N, \\ \Phi_j = \sum_{i=1}^N A_i \Phi_{j-1}, j = 1, \dots, \infty$$

Construct $\{\mathbf{W}_j|_{j=-1}^\infty\}$ as $\mathbf{W}_{-1} = \emptyset$, $\mathbf{W}_j = \mathbf{W}_{j-1} + \Phi_j$ for $j = 0, 1, \dots, \infty$. This implies $\mathbf{W}_j = \sum_{i=0}^j \Phi_i$ ($j = 0, 1, \dots, \infty$), $\mathbf{W}_0 \subseteq \mathbf{W}_1 \subseteq \dots \subseteq \mathbf{W}_\infty$, and $\mathbf{W}_\infty = \Omega$. It turns out that $\mathbf{W}_j =$

$\mathbf{W}_{j-1} + \sum_{i=1}^N A_i \mathbf{W}_{j-1}$. Therefore, if for some j , $\mathbf{W}_j = \mathbf{W}_{j+1}$, then $\mathbf{W}_{j+2} = \mathbf{W}_{j+1} + \sum_{i=1}^N A_i \mathbf{W}_{j+1} = \mathbf{W}_j + \sum_{i=1}^N A_i \mathbf{W}_j = \mathbf{W}_{j+1}$, leading to $\mathbf{W}_k = \mathbf{W}_j = \Omega$ for any $k \geq j$. This means there exists some $l_0 \leq n$, such that $\mathbf{W}_{\bar{l}} = \Omega$ for any $\bar{l} \geq l_0$. Corresponding to $\{\Phi_i|_{i=0}^\infty\}$, define the matrix series $\{\Gamma_j|_{j=0}^\infty\}$ as

$$\Gamma_0 = [B_1, \dots, B_N], \Gamma_j = [A_i \Gamma_{j-1}|_{i=1}^N], j = 1, 2, \dots$$

It follows that $\Phi_i = \text{span}\Gamma_i$. Moreover, let

$$W_0 = \Gamma_0, W_j = [W_{j-1}, \Gamma_j], j = 1, \dots, \infty$$

We have $\mathbf{W}_j = \text{span}W_j$, $j = 1, \dots, \infty$. Following the above analysis on $\{\mathbf{W}_j|_{j=-1}^\infty\}$, if $\text{rank}W_j = \text{rank}W_{j+1}$ for some j , then $\text{rank}W_k = \text{rank}W_j = \text{rank}\mathcal{R}$ for any $k \geq j$. Since all these relations hold for any numerical matrices, they must hold when ‘rank’ is replaced by ‘grank’ (the corresponding matrices (A_i, B_i) become structured ones). It can be seen that W_k consists of all distinct items $A_{i_n}^{j_n} \dots A_{i_1}^{j_1} B_{i_1}$ in (2) such that $j_n + \dots + j_1 \leq k$, $1 \leq i_1 \leq N$.

Inspired by [20], we construct the dynamic graphs $\{\hat{\mathcal{G}}_i|_{i=0}^\infty\}$ associated with $\{W_i|_{i=0}^\infty\}$ iteratively, with $\bar{l} \geq l_0 \doteq n - \text{grank}\Gamma_0$. The relationship between $\hat{\mathcal{G}}_i$ and W_i will be explained subsequently. At the beginning, $\hat{\mathcal{G}}_0 = (\hat{V}_0, \hat{E}_0)$ with $\hat{V}_0 = \hat{U}_0 \cup \hat{X}_0$, $\hat{X}_0 = \{x_{j_0}^{00} : j = 1, \dots, n\}$, $\hat{U}_0 = \{u_{k,j_0}^{00} : j = 1, \dots, N, k = 1, \dots, m_j\}$, and $\hat{E}_0 = \{(u_{k,j_0}^{00}, x_{j_0}^{00}) : B_{j,qk} \neq 0, j = 1, \dots, N, k = 1, \dots, m_j\}$. For $i \geq 1$, $\hat{\mathcal{G}}_i$ is obtained by adding vertices $\hat{V}_i = \hat{U}_i \cup \hat{X}_i$ and the associated edges $\hat{E}_i \cup \hat{E}_{i,i-1}$ to $\hat{\mathcal{G}}_{i-1}$. We shall call the subgraph of $\hat{\mathcal{G}}_i$ induced by \hat{V}_i the i th layer. Here, \hat{X}_i consists of N^{i-1} copies of X_k for each $k \in [N]$, and denote the t th copy of the j th vertex in X_k by $x_{j,i}^{kt}$, yielding $\hat{X}_i = \{x_{j,i}^{kt} : j = 1, \dots, n, k = 1, \dots, N, t = 1, \dots, N^{i-1}\}$. Similarly, \hat{U}_i consists of N^i copies of U_l for each $l \in [N]$, and denote $u_{j,l,i}^{kt}$ as the (k, t) th copy of the j th input vertex in U_l , yielding $\hat{U}_i = \{u_{j,l,i}^{kt} : k, l = 1, \dots, N, j = 1, \dots, m_l, t = 1, \dots, N^{i-1}\}$ (notice that a pair (k, t) is used to index the copies). In addition, the edge set $\hat{E}_i = \{(u_{j,l,i}^{kt}, x_{q,i}^{kt}) : k, l = 1, \dots, N, t = 1, \dots, N^{i-1}, j = 1, \dots, m_l, B_{l,qj} \neq 0\}$, i.e., the t th ($\forall t \in [N^{i-1}]$) copy of X_k ($\forall k \in [N]$) is connected to the $(1, t)$ th, ..., (N, t) th copies of U_l by edges corresponding to nonzero entries of B_l ($\forall l \in [N]$). The edge set $\hat{E}_{i,i-1}$ is defined as

$$\hat{E}_{i,i-1} = \left\{ (x_{j,i}^{kt}, x_{p,i-1}^{k't'}) \mid \begin{array}{l} A_{k,pj} \neq 0, k = 1, \dots, N, k' = 1, \dots, N \\ t' = 1, \dots, N^{i-2}, t = (k' - 1)N^{i-2} + t' \end{array} \right\},$$

i.e., $\hat{E}_{i,i-1}$ consists of edges by connecting the t' th ($t' \in [N^{i-2}]$) copy of $X_{k'}$ ($k' \in [N]$) in \hat{X}_{i-1} with the $(k' - 1)N^{i-2} + t'$ th copy of X_k ($k \in [N]$) corresponding to nonzero entries of A_k . Here, we set $N^{-1} = 0$, $x_{p_0}^{q_0} \equiv x_{p_0}^{00}$ for $q = 1, \dots, N$, and multiple edges are disallowed (i.e., $\hat{E}_{1,0} = \{(x_{j_1}^{k_1}, x_{p_0}^{00}) : k = 1, \dots, N, A_{k,pj} \neq 0\}$). For an edge $e = (x_{j,i}^{kt}, x_{p,i-1}^{k't'}) \in \hat{E}_{i,i-1}$, the weight $w(e) = A_{k,pj}$, and for an edge $e = (u_{j,l,i}^{kt}, x_{q,i}^{kt}) \in \hat{E}_i$, its weight $w(e) = B_{l,qj}$. See Fig. 2 for an illustration of the construction process. As can be seen, in the state vertex notation $x_{j,i}^{kt}$, superscripts k, t denote the subsystem and copy indices, while subscripts j, i indicate its order in X_k and the layer index, respectively. Similarly, in $u_{j,l,i}^{kt}$, (k, t) indices the copies, l indices the subsystems, and j, i indicate the order in U_l and the layer index, respectively. Moreover, in the i th layer ($i \geq 1$), we copy the state vertex set X_k of the k th subsystem N^{i-1} times (per $k \in [N]$), and each copy of them is connected to a copy of input vertices of the $1, \dots, N$ -th subsystems. Between two successive layers, there are edges (corresponding to nonzero entries of A_k , per $k \in [N]$) from each copy of state vertex set X_k in i th layer (N^{i-1} copies in total) to one and only one copy of state vertex set of the $1, 2, \dots, N$ th subsystems in the $(i-1)$ th layer, $k = 1, \dots, N$, $i = 1, \dots, \bar{l}$ (one can compare this process to the process that W_i is

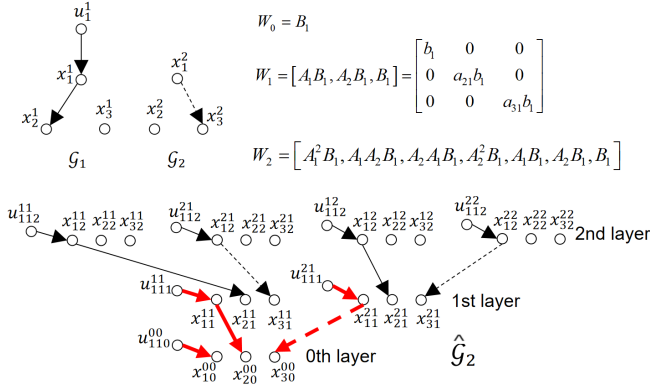


Fig. 2. Illustration of graph representations of a switched system with two subsystems (hereafter, edges with different color indices are depicted with different styles of lines). The subsystem digraphs \mathcal{G}_1 and \mathcal{G}_2 correspond to respectively (A_1, B_1) and (A_2, B_2) given in Example 2. Next to \mathcal{G}_1 and \mathcal{G}_2 are W_0, W_1 , and W_2 . Graph $\hat{\mathcal{G}}_2$ is the MDG with 3 layers. Bold red lines represent a $\hat{U} - \hat{X}_0$ linking L with size 3, which corresponds to 3 nonzero product terms in $W_1 = [B_1, A_1B_1, A_2B_1]$ that are in different rows and columns. The permutation π associated with L is $\pi(x_{10}^{00}) = u_{110}^{00}$, $\pi(x_{20}^{00}) = u_{111}^{11}$, and $\pi(x_{30}^{00}) = u_{211}^{11}$. According to (7), the determinant of $W_2(\text{head}(L), \text{tail}(L))$ is $w(L) = a_{21}a_{31}b_1^3$.

obtained by incorporating W_{i-1} and $[A_1\Gamma_{i-1}, \dots, A_N\Gamma_{i-1}]$. Since $\hat{\mathcal{G}}_{\bar{l}}$ has multiple layers, we call it the *multi-layer dynamic graph* (MDG). It can be seen that MDG generalizes the dynamic graph adopted in [20] for LTI systems to switched systems.

A collection of k vertex-disjoint paths $L = (p_1, \dots, p_k)$ in $\hat{\mathcal{G}}_{\bar{l}}$ is called a *linking* (with size k). We call L a $S - T$ linking, if $\text{tail}(L) \doteq \{\text{tail}(p_i) : i = 1, \dots, k\} \subseteq S$, and $\text{head}(L) \doteq \{\text{head}(p_i) : i = 1, \dots, k\} \subseteq T$. We are interested in the linkings from \hat{U} to \hat{X}_0 , where $\hat{U} = \bigcup_{i=0}^{\bar{l}} \hat{U}_i$ (the dependence of \hat{U} on \bar{l} is omitted for simplification), i.e., $S - T$ linkings with $S \subseteq \hat{U}$ and $T \subseteq \hat{X}_0$. For such a linking $L = (p_1, \dots, p_k)$, define $w(p_i)$ as the product of weights of all individual edges in each path p_i of L , $i = 1, \dots, k$, and $w(L) = w(p_1)w(p_2) \cdots w(p_k)$. Let \prec be a fixed order of vertices in \hat{U} and \hat{X}_0 . For a linking $L = (p_1, \dots, p_k)$, let $s_1 \prec s_2 \prec \dots \prec s_k$ and $t_1 \prec t_2 \prec \dots \prec t_k$ be respectively the tails and heads of L . Moreover, suppose $s_{\pi(i)}$ and t_i are the tail and head of the path p_i , $i = 1, \dots, k$. Then, we obtain a permutation $\pi \doteq (\pi(1), \dots, \pi(k))$ of $(1, 2, \dots, k)$, and denote its sign by $\text{sign}(\pi) \in \{1, -1\}$. Recall that the sign of a permutation is defined as $(-1)^q$, where q is the number of transpositions required to transform the permutation into an ordered sequence. See Fig. 2 for the illustration of a linking.

The MGD $\hat{\mathcal{G}}_{\bar{l}}$ and matrix $W_{\bar{l}}$ is related as follows.¹ Let $A_i(j, p)$ be the (j, p) th entry of A_i , and $B_i(j, p)$ defined similarly. Consider a column block of $W_{\bar{l}}$, given by $A_{i_k}A_{i_{k-1}} \cdots A_{i_1}B_{i_0}$ ($k \leq \bar{l}$). Observe that the (t_k, t'_0) th entry of $A_{i_k}A_{i_{k-1}} \cdots A_{i_1}B_{i_0}$ is the sum of all *product terms* in the form of

$$A_{i_k}(t_k, t_{k-1})A_{i_{k-1}}(t_{k-1}, t_{k-2}) \cdots A_{i_1}(t_1, t_0)B_{i_0}(t_0, t'_0), \quad (3)$$

where $t_k, t_{k-1}, \dots, t_0 \in [n]$, $t'_0 \in [m_{i_0}]$, $i_k, \dots, i_0 \in [N]$, and each involved entry in the product term is nonzero. By the construction of $\hat{\mathcal{G}}_{\bar{l}}$, for each product term (3), there exists a path

$$p \doteq (u_{t'_0, i_0 k}^{i_1, j_1}, x_{t_0, k}^{i_1, j_1}, x_{t_1, k-1}^{i_2, j_2}, \dots, x_{t_{k-1}, 1}^{i_k, j_k}, x_{t_k, 0}^{00}) \quad (4)$$

with head in \hat{X}_0 and tail in \hat{U} of $\hat{\mathcal{G}}_{\bar{l}}$, where j_1, \dots, j_k are the corresponding copy indices in the k th, \dots , 1st layers, respectively;

¹Note that these relations hold between $\hat{\mathcal{G}}_{\bar{l}}$ and $W_{\bar{l}}$ for any $\bar{l} \geq 0$.

and vice versa, that is, any $\hat{U} - \hat{X}_0$ path, say p , corresponds to a *unique* product term in $W_{\bar{l}}$ in the form of (3). Moreover, there are one-one correspondences between rows of $W_{\bar{l}}$ and the set \hat{X}_0 , and between columns of $W_{\bar{l}}$ and the set \hat{U} . Take the switched system in Fig. 2 for instance, where $(A_i, B_i)|_{i=1}^2$ are given in Example 2. The columns of $W_1 = [B_1, A_1B_1, A_2B_1]$ correspond to vertices $\{u_{110}^{00}, u_{111}^{11}, u_{211}^{11}\}$, and rows correspond to $\{x_{10}^{00}, x_{20}^{00}, x_{30}^{00}\}$. The path $(u_{111}^{11}, x_{11}^{11}, x_{30}^{00})$ corresponds to the product term $a_{31}b_1$. On the other hand, since there is no path from $\{u_{112}^{12}\}$ to \hat{X}_0 in $\hat{\mathcal{G}}_2$, all entries of $A_1A_2B_1$ are zero.

Denote by $W_{\bar{l}}(I, J)$ the submatrix of $W_{\bar{l}}$ given by rows corresponding to I and columns corresponding to J , where $I \subseteq \hat{X}_0, J \subseteq \hat{U}$. Based on the above relations and inspired by [21, Lem 1], the following proposition relates the determinant of a square submatrix $W_{\bar{l}}(I, J)$ to the $J - I$ linkings of $\hat{\mathcal{G}}_{\bar{l}}$.

Proposition 1: Let $W_{\bar{l}}(I, J)$ be a square submatrix of $W_{\bar{l}}$. Then

$$\det W_{\bar{l}}(I, J) = \sum_{L: J-I \text{ linking with size } |I| \text{ in } \hat{\mathcal{G}}_{\bar{l}}} \text{sign}(L)w(L), \quad (5)$$

where $I \subseteq \hat{X}_0, J \subseteq \hat{U}$ and $|I| = |J|$.

Proof: From (3), the entry at the position $(x_{t_k, 0}^{00}, u_{t'_0, t_0 k}^{i_1, j_1})$ of $W_{\bar{l}}$, with $x_{t_k, 0}^{00} \in \hat{X}_0, u_{t'_0, t_0 k}^{i_1, j_1} \in \hat{U}$, is expressed as

$$W_{\bar{l}}(x_{t_k, 0}^{00}, u_{t'_0, t_0 k}^{i_1, j_1}) = \sum_p w(p), \quad (6)$$

where the summation is taken over all paths p in $\hat{\mathcal{G}}_{\bar{l}}$ from $u_{t'_0, t_0 k}^{i_1, j_1}$ to $x_{t_k, 0}^{00}$, i.e., all paths in the form of (4). With the understanding of $J \subseteq \hat{U}$ and $I \subseteq \hat{X}_0$, by submitting (6) into the expression of the determinant, we have (see Fig. 2 for illustration)

$$\det W_{\bar{l}}(I, J) = \sum_{\pi} \text{sign}(\pi) \prod_{x_{t_k, 0}^{00} \in I} W_{\bar{l}}(x_{t_k, 0}^{00}, \pi(x_{t_k, 0}^{00})), \quad (7)$$

where the summation is taken over all permutations $\pi : I \rightarrow J$ such that $\prod_{x_{t_k, 0}^{00} \in I} W_{\bar{l}}(x_{t_k, 0}^{00}, \pi(x_{t_k, 0}^{00})) \neq 0$.

Notice that each nonzero $\prod_{x_{t_k, 0}^{00} \in I} W_{\bar{l}}(x_{t_k, 0}^{00}, \pi(x_{t_k, 0}^{00}))$ is the product of weights of $|I|$ paths, each path from $\pi(i) \in J$ to $i \in I$, given by $p_{\pi(i), i}$. Let P_{π} be the collection of such $|I|$ paths. If two paths $p_{\pi(i), i}, p_{\pi(i'), i'} \in P_{\pi}$ intersect at a vertex v , let w and σ be respectively the path from $\pi(i)$ to v and the path from v to i in $p_{\pi(i), i}$, and w' and σ' be the path from $\pi(i')$ to v and the path from v to i' in $p_{\pi(i'), i'}$. Then, two new paths are constructed by connecting w with σ' and w' with σ , and the remaining paths remain unchanged. This produces a new collection of $|I|$ paths, denoted by $P_{\pi'}$, with $\pi'(i) = \pi(i')$ and $\pi'(i') = \pi(i)$, leading to $\text{sign}(\pi') = -\text{sign}(\pi)$, while $\prod_{p_i \in P_{\pi}} w(p_i) = \prod_{p_i \in P_{\pi'}} w(p_i)$. It is easy to see the correspondence between such P_{π} and $P_{\pi'}$ is one-to-one in all $|I|$ paths from J to I . Consequently, all collections of $|I|$ paths from J to I that are not vertex-disjoint will cancel out in (7). This leads to (5). \square

Remark 1: A direct corollary of Proposition 1 is that the generic dimension of controllable subspaces $\text{grank} \mathcal{R}$ is no more than the maximum size of a $\hat{U} - \hat{X}_0$ linking in $\hat{\mathcal{G}}_{\bar{l}}$, $\bar{l} \geq l_0$.

B. Generalized stem, bud, and cactus walking/configuration

Now we introduce some new graph-theoretic notions, namely, *generalized stem*, *generalized bud*, *generalized cactus configuration*, and *generalized cactus walking*, which extends the corresponding graph-theoretic concepts from LTI systems to switched systems. These extensions are crucial to our results.

Definition 5 (Generalized stem): A subgraph $\mathcal{G}_s = (V_s, E_s)$ of the color union graph \mathcal{G}_c is said to be a generalized stem, if it satisfies:

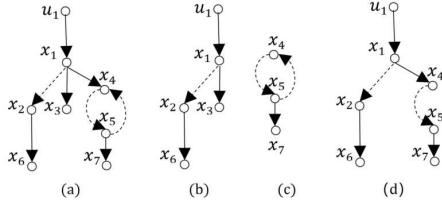


Fig. 3. (a): \mathcal{G}_c of a switched system with $N = 2$ and $n = 7$. No multiple edges exist in \mathcal{G}_c . (b) and (d) are two generalized stems, and (c) is a generalized bud contained in \mathcal{G}_c .

- There is only one input vertex $u \in V_s$ and no cycle;
- Each state vertex $x \in V_s \setminus \{u\}$ has exactly one ingoing edge (thus $|E_s| = |V_s| - 1$);
- All edges of E_s are S-disjoint.

Definition 6 (Generalized bud): A subgraph $\mathcal{G}_s = (V_s, E_s)$ of the color union graph \mathcal{G}_c is said to be a generalized bud, if \mathcal{G}_s satisfies:

- There is no input vertex in V_s and only one cycle;
- Every state vertex $x \in V_s$ is input-reachable in \mathcal{G}_c ;
- Each state vertex $x \in V_s$ has exactly one ingoing edge (thus $|E_s| = |V_s|$);
- All edges of E_s are S-disjoint.

Fig. 3 presents examples of generalized stems and buds contained in a \mathcal{G}_c . It can be verified that when \mathcal{G}_c is the system digraph of an LTI system (i.e., without being colored), the generalized stem collapses to a conventional stem, and the generalized bud collapses to a cycle which is input-reachable.²

Definition 7: A subset $X_s \subset X$ is said to be covered by a generalized cactus configuration, if there is a collection of vertex-disjoint generalized stems and generalized buds that cover X_s .

Before introducing the notion of *generalized cactus walking*, some concepts related to walks over the colored union graph \mathcal{G}_c are presented. Given a walk $p = (e_{j_1, j_2}^{i_1}, e_{j_2, j_3}^{i_2}, \dots, e_{j_k, j_{k+1}}^{i_k})$ of \mathcal{G}_c , the *color index* of p , given by $\text{clo}(p)$, is the sequence of color indices (i_1, \dots, i_k) of edges $e_{j_1, j_2}^{i_1}, \dots, e_{j_k, j_{k+1}}^{i_k}$. For example, the walk $p = (e_{5,1}^3, e_{1,2}^2, e_{2,1}^2, e_{1,3}^1)$ has color index $\text{clo}(p) = (3, 2, 2, 1)$. One can see that the color index of a walk is actually the sequence of subsystem indices indicating which subsystem the respective edge of this walk belongs to. Due to the S-disjointness of edges in a generalized stem or bud, let p_1, \dots, p_k be k ($k \geq 2$) walks starting from the *same* vertex and ending at k different vertices in a generalized stem or bud, then $\text{col}(p_1), \dots, \text{col}(p_k)$ are mutually different. The *reverse edge* of an edge $e \doteq (v_i, v_j)$ is the edge $e^c \doteq (v_j, v_i)$ by reversing its direction, $v_i \in U \cup X$, $v_j \in X$. For a walk $p = (e_1, \dots, e_k)$, its *reverse walk* is given by $p^c = (e_k^c, \dots, e_1^c)$, i.e., obtained by reversing the direction of this walk. Given two walks $p_1 = (v_{i_1}, \dots, v_{i_k})$ and $p_2 = (v_{j_1}, \dots, v_{j_{k'}})$, their *first intersection vertex*, is defined to be $\text{ins}(p_1, p_2) = v_{i_{k^*}}$ such that $k^* = \min\{q : i_q = j_q, q \in \{1, \dots, k\}\}$, i.e., being the first vertex they meet at when two walkers move along each individual walk simultaneously. Note that $\text{ins}(p_1, p_2) = \text{ins}(p_2, p_1)$. It follows that if p_1 and p_2 are vertex disjoint, then $\text{ins}(p_1, p_2) = \emptyset$. In addition, if $\text{ins}(p_1, p_2) = v_{i_{k^*}} \neq \emptyset$, we use $\text{Pins}(p_1 \setminus p_2)$ to denote the subgraph of p_1 from v_{i_1} to $\text{ins}(p_1, p_2)$, i.e., $\text{Pins}(p_1 \setminus p_2) = (v_{i_1}, v_{i_2}, \dots, v_{i_{k^*}})$. Similarly, $\text{Pins}(p_2 \setminus p_1) = (v_{j_1}, v_{j_2}, \dots, v_{j_{k^*}})$.

An input-state walk is a walk with head in X and tail in U of \mathcal{G}_c . For an input-state walk $p = (e_{j_1, j_2}^{i_1}, e_{j_2, j_3}^{i_2}, \dots, e_{j_k, j_{k+1}}^{i_k})$, there is

²It should be mentioned that in the original definition, a bud includes an edge that connects a cycle with a vertex out of this cycle [11]. We do not include this edge in extending this definition to simplify descriptions.

a unique walk $(u_{j_1, i_1, k-1}^{i_2, \bullet}, x_{j_2, k-1}^{i_2, \bullet}, x_{j_3, k-2}^{i_3, \bullet}, \dots, x_{j_k, 1}^{i_k, 1}, x_{j_{k+1}, 0}^{00})$ from \hat{U} to \hat{X}_0 in $\hat{\mathcal{G}}_{\bar{l}}$, where $\bar{l} \geq |p|$, and \bullet is the omitted copy indices (from (3), this walk corresponds to the (j_{k+1}, j_1) th entry of $A_{i_k} \cdots A_{i_2} B_{i_1}$ in $W_{\bar{l}}$). We call such a path the *MDG-path* of p , and use \hat{p} to denote the MDG-path of p (in the corresponding dynamic graph $\hat{\mathcal{G}}_{\bar{l}}$, $\bar{l} \geq |p|$). All notations for p (e.g., $\text{Pins}(\cdot)$) are applicable to \hat{p} . Specially, for an edge $e = (x_{j_i}^{k_s}, x_{p, i-1}^{k_s}) \in \hat{E}_{i, i-1}$, its color index is k .

For two walks p_1 and p_2 , if $\text{head}(p_1) = \text{tail}(p_2)$, $p_1 \vee p_2$ denotes the walk obtained by appending p_2 to p_1 . For notation simplicity, we write $(p_1 \vee p_2) \vee p_3$ as $p_1 \vee p_2 \vee p_3$. If $\text{tail}(p) = \text{head}(p)$, define

$$p^{\wedge k} \doteq \underbrace{p \vee p \vee \dots \vee p}_{k \text{ times}}$$

Definition 8: A collection of input-state walks $\{p_1, \dots, p_k\}$ is called a *generalized cactus walking* (with size k), if the corresponding MDG-paths $\{\hat{p}_1, \dots, \hat{p}_k\}$ form a linking in the MDG $\hat{\mathcal{G}}_{\bar{l}}$, with $\bar{l} \geq \max\{|p_1|, \dots, |p_k|\}$. The head of a generalized cactus walking is the set of heads of its walks.

Remark 2: For an LTI system, say (A_i, B_i) , a set $X'_i \subseteq X_i$ is said to be covered by a cactus configuration [11], if (i) every vertex $v \in X'_i$ is input-reachable in \mathcal{G}_i , and (ii) X'_i is covered by a collection of vertex-disjoint stems and cycles of \mathcal{G}_i . Suppose X'_i is covered by a cactus configuration. As we shall show, this cactus configuration can naturally introduce $|X'_i|$ input-state walks that form a generalized cactus walking with size $|X'_i|$ [21]. This is why the terminologies *generalized cactus configuration* in Definition 7 and *generalized cactus walking* in Definition 8 are used.

The following property of walks is useful to show the vertex-disjointness of their corresponding MDG-paths.

Lemma 3: For any two input-state walks p_i and p_j ($i \neq j$), their corresponding MDG-paths \hat{p}_i, \hat{p}_j are vertex-disjoint, if either p_i and p_j are vertex-disjoint, or $\text{Pins}(p_i^c \setminus p_j^c)$ and $\text{Pins}(p_j^c \setminus p_i^c)$ have distinct color indices.

Proof: If p_i and p_j are vertex-disjoint in \mathcal{G}_c , then \hat{p}_i and \hat{p}_j are obviously so in $\hat{\mathcal{G}}_{\bar{l}}$ by definition. If $\text{ins}(\hat{p}_i^c, \hat{p}_j^c) \neq \emptyset$, then we have $\text{clo}(\text{Pins}(\hat{p}_i^c \setminus \hat{p}_j^c)) = \text{clo}(\text{Pins}(\hat{p}_j^c \setminus \hat{p}_i^c))$, which follows from the fact that all outgoing edges from the same copy of state vertex set are injected into the same copy of state vertex set in the lower layer. As a result, $\text{clo}(\text{Pins}(p_i^c \setminus p_j^c)) = \text{clo}(\text{Pins}(p_j^c \setminus p_i^c))$, contradicting the fact that $\text{Pins}(p_i^c \setminus p_j^c)$ and $\text{Pins}(p_j^c \setminus p_i^c)$ have distinct color indices. \square

The following result reveals that each generalized stem (bud) can induce a generalized cactus walking, which is crucial for Theorem 1.

Proposition 2: The following statements are true:

- (1) If \mathcal{G}_c contains a generalized stem that covers $X_s \subseteq X$, then there is a generalized cactus walking whose head is X_s .
- (2) If \mathcal{G}_c contains a generalized bud that covers $X_s \subseteq X$, then there is a generalized cactus walking whose head is X_s , and the length of the shortest walk in it can be arbitrarily large.

Proof: For a generalized stem, denoted as $\mathcal{G}_{\text{stem}}$, suppose it consists of vertices u, x_1, \dots, x_k , where u is the unique input vertex. Since there is no cycle in $\mathcal{G}_{\text{stem}}$ and each state vertex has only one ingoing edge, there is a unique path from u to x_1, \dots, x_k in $\mathcal{G}_{\text{stem}}$, denoted by $p_{ux_1}, \dots, p_{ux_k}$, respectively. We are to show that $\{p_{ux_1}, \dots, p_{ux_k}\}$ is a generalized cactus walking. To this end, for any two p_{ux_i} and p_{ux_j} ($i \neq j$), consider a schedule of 2 walkers along the paths $p_{ux_i}^c$ and $p_{ux_j}^c$ satisfying the following rules:

- At the time $t = 0$, they are located at x_j and x_i , respectively;
- The walker starting from x_j (called walker j ; similar for x_i) located at vertex x_{k_1} at time t must move along the path $p_{ux_j}^c$ (resp. $p_{ux_i}^c$) to a neighboring vertex x_{k_2} such that (x_{k_1}, x_{k_2}) is an edge of $p_{ux_j}^c$ (resp. $p_{ux_i}^c$);
- In case a walker reaches u at time t , it will leave u at time $t + 1$.

It can be seen that if the walker j is located at vertex x_{k_1} at time t , then the corresponding MDG-path $\hat{p}_{u x_j}$ will pass through $x_{k_1, t}^{\star, \bullet}$ for some \star and \bullet . In this schedule, if $p_{u x_i}$ and $p_{u x_j}$ have different lengths, then walker i and walker j will not be located at the same position at the same time (then $|p_{u x_i}| = |p_{u x_j}|$), implying that $\hat{p}_{u x_i}$ and $\hat{p}_{u x_j}$ cannot intersect. Otherwise, if walker i and walker j are located at the same position $\text{ins}(p_{u x_i}^c, p_{u x_j}^c)$ at the same time t for the first time, the edges that they walk along from time $t-1$ to time t must have different color indices (by the S-disjointness condition). This implies that $\text{Pins}(p_{u x_i}^c \setminus p_{u x_j}^c)$ and $\text{Pins}(p_{u x_j}^c \setminus p_{u x_i}^c)$ have distinct color indices. By Lemma 3, $\hat{p}_{u x_i}$ and $\hat{p}_{u x_j}$ are vertex-disjoint.

Now consider a generalized bud, denoted by \mathcal{G}_{bud} . Suppose it consists of vertices x_1, \dots, x_k , in which vertices x_1, \dots, x_r form a cycle $p_{\text{cyc}} \doteq (x_1, x_2, \dots, x_r, x_1)$, $1 \leq r \leq k$. By definition, if we remove any one edge from p_{cyc} , say, (x_{i-1}, x_i) ($1 \leq i \leq r$; if $r=1$, the edge becomes (x_1, x_1)), and add a virtual input u' as well as the edge (u', x_i) to \mathcal{G}_{bud} , then the obtained graph, given by $\mathcal{G}_{\text{bud} \rightarrow \text{stem}}$, becomes a generalized stem. Let $p_{x_i x_1}, \dots, p_{x_i x_k}$ be the unique path from x_i to x_1, \dots, x_k in $\mathcal{G}_{\text{bud} \rightarrow \text{stem}}$, respectively, where $p_{x_i x_i} = \emptyset$. From the above argument on the generalized stem, we know the corresponding MDG-paths $\hat{p}_{x_i x_1}, \dots, \hat{p}_{x_i x_k}$ of $p_{x_i x_1}, \dots, p_{x_i x_k}$ are vertex-disjoint. Let $p_{x_i \rightarrow x_i}$ be the cycle from x_i to x_i in \mathcal{G}_{bud} , and let $p_{u \rightarrow x_i}$ be a path from an input vertex $u \in U$ to x_i in \mathcal{G}_c . By definition, such a path always exists. For $q \in \mathbb{N}$, let

$$\begin{aligned} p_{u x_1}^q &= p_{u \rightarrow x_i} \vee p_{x_i \rightarrow x_i}^{\wedge q} \vee p_{x_i x_1}, \\ &\vdots \\ p_{u x_k}^q &= p_{u \rightarrow x_i} \vee p_{x_i \rightarrow x_i}^{\wedge q} \vee p_{x_i x_k}. \end{aligned}$$

By adopting the walking schedule rule mentioned above, since $\hat{p}_{x_i x_1}, \dots, \hat{p}_{x_i x_k}$ are vertex-disjoint, prefixing the same path to them will not affect the vertex-disjointness. Consequently, the collection of walks $\{p_{u x_1}^q, \dots, p_{u x_k}^q\}$ corresponds to a collection of vertex-disjoint MDG-paths $\{\hat{p}_{u x_1}^q, \dots, \hat{p}_{u x_k}^q\}$ with size k , for any $q \in \mathbb{N}$. Since q can be arbitrarily large, the length of the shortest walk in $\{p_{u x_1}^q, \dots, p_{u x_k}^q\}$ can be so, too. \square

C. Criteria for structural controllability

Based on Proposition 2, the following theorem reveals that the existence of a generalized cactus configuration covering X is sufficient for structural controllability.

Theorem 1: If \mathcal{G}_c contains a collection of vertex-disjoint generalized stems and generalized buds that cover X , then system (1) is structurally controllable.

Proof: We divide the proof into two steps. In the first step, we show a linking can be obtained from the union of generalized cactus walkings associated with a collection of vertex-disjoint generalized stems and buds. In the second step, we show that no other terms can cancel out the weight product term associated with this linking in (5).

Step 1: Suppose there are $s \in \mathbb{N}$ generalized stems, given by $\mathcal{G}_{\text{stem}}^1, \dots, \mathcal{G}_{\text{stem}}^s$, and $d \in \mathbb{N}$ generalized buds, given by $\mathcal{G}_{\text{bud}}^1, \dots, \mathcal{G}_{\text{bud}}^d$, all of them vertex-disjoint. Suppose the vertex set of $\mathcal{G}_{\text{bud}}^i$ is $\{x_{i1}, \dots, x_{id_i}\}$, for $i = 1, \dots, d$ (hence d_i is the number of vertices in $\mathcal{G}_{\text{bud}}^i$), and for $i = 1, \dots, s$, the vertex set of $\mathcal{G}_{\text{stem}}^i$ is $\{u'_{i0}, x'_{i1}, \dots, x'_{is_i}\}$, in which u'_{i0} is the unique input vertex (hence s_i is the number of *state* vertices in $\mathcal{G}_{\text{stem}}^i$). Denote the unique path from u'_{i0} to x'_{ik} in $\mathcal{G}_{\text{stem}}^i$ by $p_{u'_{i0} x'_{ik}}$, $i = 1, \dots, s$, $k = 1, \dots, s_i$. It is not difficult to see that we can extend the unions of $\mathcal{G}_{\text{stem}}^i|_{i=1}^s$ and $\mathcal{G}_{\text{bud}}^i|_{i=1}^d$ to a subgraph $\mathcal{G}_{\text{cact}}$ of \mathcal{G}_c such that there is a unique path without repeated vertices (in $\mathcal{G}_{\text{cact}}$) from some input vertex $u_{i0} \in U$

to every state vertex of the cycle in $\mathcal{G}_{\text{bud}}^i$, per $i \in \{1, \dots, d\}$.³ Without loss of generality, assume that $\{\mathcal{G}_{\text{bud}}^i : i = 1, \dots, d\}$ are partially ordered $\mathcal{G}_{\text{bud}}^1 \preceq \mathcal{G}_{\text{bud}}^2 \preceq \dots \preceq \mathcal{G}_{\text{bud}}^d$ such that in $\mathcal{G}_{\text{cact}}$, there is no edge starting from $\mathcal{G}_{\text{bud}}^k$ to $\mathcal{G}_{\text{bud}}^j$ if $k > j$. Moreover, assume that x_{i1} is the head of the shortest path (in $\mathcal{G}_{\text{cact}}$) from the input vertex u_{i0} to a vertex of the cycle of $\mathcal{G}_{\text{bud}}^i$, and denote by the path from u_{i0} to x_{i1} in $\mathcal{G}_{\text{cact}}$ by $p_{u_{i0} \rightarrow x_{i1}}$, for $i = 1, \dots, d$. The cycle from x_{i1} to x_{i1} in $\mathcal{G}_{\text{bud}}^i$ is denoted by $p_{x_{i1} \rightarrow x_{i1}}$, and the shortest path from x_{i1} to x_{ik} is denoted by $p_{x_{i1} x_{ik}}$, $k = 1, \dots, d_i$ (note $p_{x_{i1} x_{i1}} = \emptyset$). Then, construct a collection of walks $\{p_{u_{i0} x_{ik}}^{q_i} : i \in [d], k \in [d_i]\}$ as

$$p_{u_{i0} x_{ik}}^{q_i} = p_{u_{i0} \rightarrow x_{i1}} \vee p_{x_{i1} \rightarrow x_{i1}}^{\wedge q_i} \vee p_{x_{i1} x_{ik}}, \quad (8)$$

where q_1, \dots, q_d are defined as follows:

$$\begin{aligned} q_1 &= \max\{s_1, \dots, s_s, 2d_1^2\}, \\ q_2 &= \max\{|p_{u_{10} x_{11}}^{q_1}|, \dots, |p_{u_{10} x_{1d_1}}^{q_1}|, 2d_2^2\}, \\ q_i &= \max\{|p_{u_{i-1,0} x_{i-1,1}}^{q_{i-1}}|, \dots, |p_{u_{i-1,0} x_{i-1,d_{i-1}}}^{q_{i-1}}|, 2d_i^2\}, i = 2, \dots, d. \end{aligned}$$

We are to show that the collection of walks $\{p_{u'_{i0} x'_{ik}} : i = 1, \dots, s, k = 1, \dots, s_i\} \cup \{p_{u_{i0} x_{ik}}^{q_i} : i = 1, \dots, d, k = 1, \dots, d_i\}$ constructed above forms a generalized cactus walking. Due to the vertex-disjointness of $\mathcal{G}_{\text{stem}}^i|_{i=1}^s$, it is obvious that the MDG-paths $\{\hat{p}_{u'_{i0} x'_{ik}} : i = 1, \dots, s, k = 1, \dots, s_i\}$ are vertex-disjoint. The vertex-disjointness of the MDG-paths $\{\hat{p}_{u_{i0} x_{ik}}^{q_i} : k = 1, \dots, d_i\}$ within each generalized bud $\mathcal{G}_{\text{bud}}^i$ has been demonstrated in Proposition 2 for any $q_i \geq 0$. Given a $j \in \{1, \dots, d\}$, the vertex-disjointness between any path in $\{\hat{p}_{x_{j0} x_{jk}}^c : k = 1, \dots, d_j\}$, say \hat{p}_j , and any one in $\{\hat{p}_{u'_{i0} x'_{ik}} : i = 1, \dots, s, k = 1, \dots, s_i\} \cup \{\hat{p}_{u_{i0} x_{ik}}^{q_i} : i = 1, \dots, j-1, k = 1, \dots, d_i\}$, say $\hat{p}_{j'}$, is demonstrated as follows. Observe that the number q_j of repeated cycles $p_{x_{j1} \rightarrow x_{j1}}$ in p_j is no less than $|p_{j'}|$ by the construction of $\{q_i : i = 1, \dots, d\}$. As a result, each of the first $|p_{j'}|$ vertices in p_j^c is different from any vertex in $p_{j'}^c$. Since $\hat{p}_{j'}$ terminates at the $(|p_{j'}^c| - 1)$ th layer in the corresponding MDG, the last $|p_{j'}^c| - |p_{j'}|$ vertices of $\hat{p}_{j'}$ are in different layers from any vertex of \hat{p}_j^c , which cannot intersect. Therefore, \hat{p}_j and $\hat{p}_{j'}$ are vertex-disjoint. Taking together, we obtain that $L \doteq \{\hat{p}_{u'_{i0} x'_{ik}} : i = 1, \dots, s, k = 1, \dots, s_i\} \cup \{\hat{p}_{u_{i0} x_{ik}}^{q_i} : i = 1, \dots, d, k = 1, \dots, d_i\}$ is a linking with $\text{head}(L) = \hat{X}_0$ in the MDG $\hat{\mathcal{G}}_{\bar{l}}$, where \bar{l} is the largest length of a path in L .

Step 2: We are to demonstrate that $\text{sign}(L)w(L)$ cannot be canceled out in (5), in which $I = \hat{X}_0$, $J = \text{tail}(L)$, and $W_{\bar{l}}$ (as well as $\hat{\mathcal{G}}_{\bar{l}}$) corresponds to the structured switched system associated with $\mathcal{G}_{\text{cact}}$ (i.e., preserving the edges in $\mathcal{G}_{\text{cact}}$ and removing those not in $\mathcal{G}_{\text{cact}}$). Let $S_i \subseteq \hat{U}$ and $T_i \subseteq \hat{X}_0$ be respectively the set of tails and heads of paths in $L_i \doteq \{\hat{p}_{u_{i0} x_{ik}}^{q_i} : k = 1, \dots, d_i\}$, and $S'_i \subseteq \hat{U}$ and $T'_i \subseteq \hat{X}_0$ be respectively the set of tails and heads of paths in $L'_i \doteq \{\hat{p}_{u'_{i0} x'_{ik}} : k = 1, \dots, s_i\}$. Then, $w(L) = \prod_{i=1}^d w(L_i) \prod_{i=1}^s w(L'_i)$. By Proposition 2 and the fact that there is a unique path from u'_{i0} to each state vertex of $\mathcal{G}_{\text{stem}}^i$ per $i \in [s]$, as well as the construction of the MDG $\hat{\mathcal{G}}_{\bar{l}}$, we know that there is only one nonzero entry per row and column in $W_{\bar{l}}(T'_i, S'_i)$, leading to $\det W_{\bar{l}}(T'_i, S'_i) = \pm w(L'_i)$. Therefore, $w(L'_i)$ cannot be canceled out in $\det W_{\bar{l}}(T'_i, S'_i)$, per $i \in [s]$.

Next, we shall show by contradiction that $w(L_i)$ cannot be canceled out in $\det W_{\bar{l}}(T_i, S_i)$, per $i \in [d]$. Assume that there is a linking \tilde{L}_i from S_i to T_i such that $w(\tilde{L}_i) = w(L_i)$, for some $i \in [d]$. Suppose that the d_i MDG-paths constituting \tilde{L}_i correspond to d_i input-state walks in \mathcal{G}_c , given by $\tilde{p}_{u_{i0} x_{i1}}, \dots, \tilde{p}_{u_{i0} x_{id_i}}$ ($\tilde{p}_{u_{i0} x_{ij}}$ denotes a walk from u_{i0} to x_{ij}). Notice that $w(\tilde{L}_i) = w(L_i)$

³If we regard each $\mathcal{G}_{\text{bud}}^i$ and each $\mathcal{G}_{\text{stem}}^i$ as a virtual node, then $\mathcal{G}_{\text{cact}}$ becomes a directed tree (i.e., directed acyclic graph where each node has exactly one ingoing edge, except for the roots that have no ingoing edges).

requires that the number of each individual edge contained in $\tilde{p}_{u_{i0}x_{i1}}, \dots, \tilde{p}_{u_{i0}x_{id_i}}$ is the same as that in $p_{u_{i0}x_{i1}}^{q_i}, \dots, p_{u_{i0}x_{id_i}}^{q_i}$; moreover, there are one-one correspondences between the color indices of $\tilde{p}_{u_{i0}x_{i1}}, \dots, \tilde{p}_{u_{i0}x_{id_i}}$ and of $p_{u_{i0}x_{i1}}^{q_i}, \dots, p_{u_{i0}x_{id_i}}^{q_i}$. Suppose x_{ii^*} is the first vertex in $\mathcal{G}_{\text{bud}}^i$ when walking along the path $p_{u_{i0} \rightarrow x_{i1}}$ (recall that x_{i1} is the first vertex in the cycle of $\mathcal{G}_{\text{bud}}^i$ when walking along the path $p_{u_{i0} \rightarrow x_{i1}}$), and let $p_{u_{i0} \rightarrow x_{ii^*}}$ and $p_{x_{ii^*} \rightarrow x_{i1}}$ be subgraphs of $p_{u_{i0} \rightarrow x_{i1}}$ such that $p_{u_{i0} \rightarrow x_{i1}} = p_{u_{i0} \rightarrow x_{ii^*}} \vee p_{x_{ii^*} \rightarrow x_{i1}}$. Since $p_{u_{i0} \rightarrow x_{ii^*}}$ is the unique simple path from u_{i0} to x_{ii^*} in $\mathcal{G}_{\text{cact}}$, $p_{u_{i0} \rightarrow x_{ii^*}}$ must be a subgraph of $\tilde{p}_{u_{i0}x_{ik}}$, per $k \in [d_i]$. Assume further, for the sake of contradiction, that there is one walk, denoted by $\tilde{p}_{u_{i0}x_{ik'}}$, $k' \in [d_i]$, that does not reach the cycle $p_{x_{i1} \rightarrow x_{i1}}$ (we say $\tilde{p}_{u_{i0}x_{ik'}}$ reaches $p_{x_{i1} \rightarrow x_{i1}}$ if the former contains at least one vertex of the latter). Observe that the total number of edges contained in $p_{u_{i0}x_{i1}}^{q_i}, \dots, p_{u_{i0}x_{id_i}}^{q_i}$ but not belonging to $p_{x_{i1} \rightarrow x_{i1}}$ is $d_i |p_{u_{i0} \rightarrow x_{i1}}| + \sum_{k=1}^{d_i} |p_{x_{i1}x_{ik}}| < d_i |p_{u_{i0} \rightarrow x_{ii^*}}| + 2d_i^2$, where $p_{u_{i0} \rightarrow x_{i1}} = p_{u_{i0} \rightarrow x_{ii^*}} \vee p_{x_{ii^*} \rightarrow x_{i1}}$ and $|p_{x_{ii^*} \rightarrow x_{i1}}|, |p_{x_{i1}x_{ik}}| < d_i$ have been used. This indicates that the length of $\tilde{p}_{u_{i0}x_{ik'}}$ is less than $2d_i^2 + |p_{u_{i0} \rightarrow x_{ii^*}}|$. However, notice that the length of $p_{u_{i0}x_{ik}}^{q_i}$ per $k \in [d_i]$ is at least $|p_{u_{i0} \rightarrow x_{ii^*}}| + q_i \geq 2d_i^2 + |p_{u_{i0} \rightarrow x_{ii^*}}|$ from (8), so is of $\tilde{p}_{u_{i0}x_{ik}}$ per $k \in [d_i]$. This contradiction implies that every walk $\tilde{p}_{u_{i0}x_{ik}}$ per $k \in [d_i]$ must reach the cycle $p_{x_{i1} \rightarrow x_{i1}}$, and therefore contains $p_{u_{i0} \rightarrow x_{i1}}$ as a subgraph (recall that $p_{u_{i0} \rightarrow x_{i1}}$ is the unique simple path from u_{i0} to x_{i1} in $\mathcal{G}_{\text{cact}}$). Notice that the remaining edges of $\tilde{p}_{u_{i0}x_{ik}}|_{k=1}^{d_i}$, except for those in $p_{u_{i0} \rightarrow x_{i1}}$, belong to $\mathcal{G}_{\text{bud}}^i$. Due to the S-disjointness of those edges, given a sequence of color indices, there is at most one walk in $\mathcal{G}_{\text{cact}}$ starting from x_{i1} that corresponds to it. As a result, the only linking from S_i to T_i such that $w(\tilde{L}_i) = w(L_i)$ is itself, i.e., $\tilde{L}_i = L_i$. In other words, $w(L_i)$ cannot be canceled out in $\det W_{\tilde{L}}(T_i, S_i)$, per $i \in [d]$.

As $\{p_{u_{i0}x_{ik}}^{q_i} : k \in [s_i]\}$ and $\{p_{u_{j0}x_{jk}}^{q_j} : k \in [s_j]\}$ have no common vertices when $i \neq j$, we have $W_{\tilde{L}}(T_i, S_j) = 0$ for any $i \neq j$. Therefore, if there is a linking \tilde{L} such that $w(\tilde{L}) = w(L)$, $\text{head}(\tilde{L}) = \text{head}(L)$ and $\text{tail}(\tilde{L}) = \text{tail}(L)$, the only possible case is that $\bigcup_{i=1}^d S_i$ can be partitioned into disjoint subsets $\tilde{S}_i|_{i=1}^d$, such that there exists a $\tilde{S}_i - T_i$ linking, denoted as \tilde{L}_i , per $i \in [d]$, satisfying $\prod_{i=1}^d w(L_i) = \prod_{i=1}^d w(\tilde{L}_i)$. Suppose i^* is the smallest i satisfying $\tilde{S}_i \neq S_i$. Then, there is at least one $x' \in T_{i^*}$ and one $u \in \tilde{S}_{i^*}$ but $u \notin S_{i^*}$, such that a path from u to x' exists in $\tilde{\mathcal{G}}_{\tilde{L}}$. Denote such a path by $p_{u \rightarrow x'}$. Observe that the length of $p_{u \rightarrow x'}$ is larger than the longest path in the linking L_{i^*} . As a result, there is at least one edge in $\mathcal{G}_{\text{bud}}^{i^*}$, denoted as e , such that the degree of $w(e)$ in the term $w(\tilde{L}_{i^*})$ is larger than that in $w(L_{i^*})$ (the degree of $w(e)$ in $w(\tilde{L}_{i^*})$ equals the number of occurrences of e in all paths of \tilde{L}_{i^*}). Notice also that the factor involving $w(e)$ in other term $w(\tilde{L}_j)$, $j \in \{i^* + 1, \dots, d\}$, if any, is the same as it is in $w(L_j)$, since the path from $\mathcal{G}_{\text{bud}}^{i^*}$ to $\mathcal{G}_{\text{bud}}^j$, $i^* < j$, is unique (if any) in $\mathcal{G}_{\text{cact}}$. This further leads to that $w(L) \neq w(\tilde{L})$, yielding that $\text{sign}(L)w(L)$ cannot be canceled out in (5). Therefore, $W_{\tilde{L}}$ has full row generic rank, indicating the structural controllability of system (1). \square

It can be seen that the graph $\mathcal{G}_{\text{cact}}$ constructed in the proof of Theorem 1, which consists of the union of vertex-disjoint generalized stems and buds, as well as the unique paths (in $\mathcal{G}_{\text{cact}}$) from an input vertex to each vertex of the cycle per generalized bud, coincides with the *cactus* concept introduced in Lin's work [11] when $N = 1$. Hence, we call $\mathcal{G}_{\text{cact}}$ a generalized cactus. See Fig. 3(a) for an illustration of a generalized cactus. It follows that $\mathcal{G}_{\text{cact}}$ serves as the fundamental structure of \mathcal{G}_c that preserves structural controllability of the original system (that is, edges not in $\mathcal{G}_{\text{cact}}$ can be deleted from \mathcal{G}_c so that the remaining subgraph corresponds to a structurally

controllable system).⁴ The following corollary is immediate from the proof of Theorem 1, revealing that the number of state vertices covered by a generalized cactus configuration provides a lower bound for the generic dimension of controllable subspaces.

Corollary 1: Suppose $X_s \subseteq X$ is covered by a generalized cactus configuration. Then, $\text{grank} \mathcal{R} \geq |X_s|$.

Theorem 2: The following conditions are equivalent:

- Every state vertex $x_i \in X$ is input-reachable in \mathcal{G}_c (a.i), and $\text{grank}[A_1, \dots, A_N, B_1, \dots, B_N] = n$ (a.ii).
- \mathcal{G}_c contains a collection of vertex-disjoint generalized stems and generalized buds that cover X (i.e., \mathcal{G}_c contains a generalized cactus configuration covering X).
- System (1) is structurally controllable.

Proof: (b) \Rightarrow (a): By definition, every vertex in a generalized stem or bud is input reachable, yielding condition (a.i). Moreover, observe that all edges in a generalized stem or bud are S-disjoint. The set of edges of a generalized cactus configuration covering X is S-disjoint with size n immediately. By Lemma 2, condition (a.ii) holds.

(a) \Rightarrow (b): Suppose conditions (a.i) and (a.ii) hold. By Lemma 2, there exist n S-disjoint edges E_S in \mathcal{G}_c . We are to show that a collection of vertex-disjoint generalized stems and buds can be constructed from E_S . To begin with, a generalized stem $\mathcal{G}_{\text{stem}} = (V_{\text{stem}}, E_{\text{stem}})$ is constructed as follows. Let $e_1 \in E_S$ be such that $\text{tail}(e_1) \in U$ (if such an edge does not exist, then no generalized stem can be found). Add e_1 to E_{stem} . Then, find *all* edges of $E_2 \doteq \{e \in E_S : \text{tail}(e) = \text{head}(e_1)\}$, and add them to E_{stem} . Next, add all edges of $E_3 \doteq \{e \in E_S : \text{tail}(e) = \text{head}(e_2), e_2 \in E_2\}$ to E_{stem} . Repeat this procedure until the set $E_{i+1} = \{e \in E_S : \text{tail}(e) = \text{head}(e_i), e_i \in E_i\}$ is empty for some i (let $E_1 = \{e_1\}$). Let V_{stem} be the set of end vertices of edges in E_{stem} . Then, it can be verified that all three conditions in Definition 5 are satisfied for $\mathcal{G}_{\text{stem}} = (V_{\text{stem}}, E_{\text{stem}})$. Hence, $\mathcal{G}_{\text{stem}}$ is a generalized stem. Other generalized stems can be constructed from $E_S \setminus E_{\text{stem}}$ similarly.

After finding all generalized stems from E_S , let E_S^0 be the subset of E_S by removing all edges belonging to the generalized stems. A generalized bud $\mathcal{G}_{\text{bud}} = (V_{\text{bud}}, E_{\text{bud}})$ can be constructed as follows. Pick an arbitrary $e_1 \in E_S^0$ and add it to E_{bud} . Let $E_1 = \{e_1\}$ and $E_1^1 = E_S^0 \setminus E_1$. Find $E_2 = \{e \in E_1^1 : \text{head}(e) = \text{tail}(e_1), \text{ or } \text{tail}(e) = \text{head}(e_1)\}$, and add E_2 to E_{bud} . Let $E_2^1 = E_1^1 \setminus E_2$. Next, find $E_3 = \{e \in E_2^1 : \text{head}(e) = \text{tail}(e_2), \text{ or } \text{tail}(e) = \text{head}(e_2), e_2 \in E_2\}$, add E_3 to E_{bud} , and update $E_3^1 = E_2^1 \setminus E_3$. Repeat this procedure until the set $E_{i+1} = \{e \in E_3^1 : \text{head}(e) = \text{tail}(e_i), \text{ or } \text{tail}(e) = \text{head}(e_i), e_i \in E_i\}$ is empty. Let V_{bud} be the set of end vertices of edges in E_{bud} . It turns out that there is at least one cycle in $\mathcal{G}_{\text{bud}} = (V_{\text{bud}}, E_{\text{bud}})$. If not, since every vertex $x \in V_{\text{bud}}$ has exactly one ingoing edge in E_{bud} , the above-mentioned procedure cannot terminate. On the other hand, if there are two or more cycles in \mathcal{G}_{bud} , then at least one vertex has two or more ingoing edges, a contraction to the S-disjointness condition. Therefore, \mathcal{G}_{bud} is a generalized bud. Other generalized buds can be found similarly.

(c) \Rightarrow (a): From Proposition 1, if system (1) is structurally controllable, i.e., $\text{grank} W_n = n$, then there is a $\hat{U} - \hat{X}_0$ linking of size n in $\hat{\mathcal{G}}_n$. By the construction of $\hat{\mathcal{G}}_n$, every state vertex $x_{i0}^{00} \in \hat{X}_0$ is the head of a path from \hat{U} , which leads to the necessity of condition (a.i). Moreover, there are n vertex-disjoint edges between $\hat{U}_0 \cup \hat{X}_1$ and \hat{X}_0 , which implies the necessity of condition (a.ii) via Lemma 2.

As (b) \Rightarrow (c) has been proved in Theorem 1, the equivalence among (a), (b) and (c) is immediate. \square

⁴We remark that [11] imposed some further constraints on the cactus, so that it is the *minimal structure* that preserves structural controllability, i.e., removing any edge from it will result in a structurally uncontrollable structure.

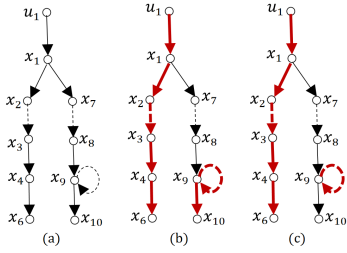


Fig. 4. (a): \mathcal{G}_c (no multiple edges) of a switched system with $N = 2$ and $n = 10$. (b): a generalized cactus configuration in \mathcal{G}_c (depicted in bold red lines). (c): a conventional cactus configuration in \mathcal{G}_c (bold red lines).

Remark 3: The proof ‘(a) \Leftrightarrow (b)’ above implies that a generalized cactus configuration covering X can be uniquely determined by a set of n S-disjoint edges, and vice versa (given that all $x_i \in X$ are input-reachable). Note that the input-reachability condition (condition a.i) in \mathcal{G}_c can be verified using a standard depth-first search algorithm, with a complexity of $O(|X \cup U| + |E_{XX} \cup E_{UX}|)$. To test whether $\text{grank}[A_1, \dots, A_N, B_1, \dots, B_N] = n$ (i.e., condition a.ii), one can employ maximum matching algorithms to find a maximum cardinality matching in the bipartite graph associated with the structured matrix $[A_1, \dots, A_N, B_1, \dots, B_N]$, incurring $O(\sqrt{nNM})$ complexity, where M denotes the number of nonzero entries in $[A_1, \dots, A_N, B_1, \dots, B_N]$; see [10, Sec 3.3] for details. Thus, the verification of the structural controllability conditions outlined in Theorem 2 can be achieved within polynomial time.

Example 3: Consider a switched system whose \mathcal{G}_c is given in Fig. 3(a). It turns out that \mathcal{G}_c can be spanned by the union of a generalized stem Fig. 3(b) and a generalized bud Fig. 3(c). From Theorem 2, this switched system is structurally controllable.

Example 4: Consider a switched system with $N = 2$ and $n = 10$. The colored union graph \mathcal{G}_c is given in Fig. 4(a), where there is no multiple edge (thus the subsystem digraphs \mathcal{G}_1 and \mathcal{G}_2 can be uniquely extracted from it). Let (A_1, B_1) and (A_2, B_2) be respectively the system matrices corresponding to \mathcal{G}_1 (solid edges) and \mathcal{G}_2 (dotted edges). It can be verified that $\text{grank}[A_1, A_2, B_1, B_2] = 9$, implying that this system is not structurally controllable via Theorem 2. Furthermore, Fig. 4(b) shows that vertices $\{x_1, \dots, x_6, x_9, x_{10}\}$ can be covered by a generalized cactus configuration. It follows from Corollary 1 that $\text{grank}\mathcal{R} \geq 8$. A lower bound of $\text{grank}\mathcal{R} \geq 6$ can also be obtained from Fig. 4(c), which shows that \mathcal{G}_c contains a conventional cactus configuration covering $\{x_1, \dots, x_5, x_9\}$. A further inspection on the MDG $\hat{\mathcal{G}}_{\bar{l}}$ yields that any $\bar{U} - \bar{X}_0$ linking in $\hat{\mathcal{G}}_{\bar{l}}$ for any $\bar{l} \geq 2$ has a size at most 8. Combining it with the lower bound from Fig. 4(b), we obtain $\text{grank}\mathcal{R} = 8$.

Example 4 shows that the lower bound for $\text{grank}\mathcal{R}$ provided by Corollary 1 can be tighter than the one provided by the conventional cactus configuration covering. In addition, the upper bound provided by Proposition 1 can be tighter than the one provided by $\text{grank}[A_1, \dots, A_N, B_1, \dots, B_N]$. Notice that when $\text{grank}\mathcal{R} = n$, or when $N = 1$ (i.e., for LTI systems), these two bounds coincide, both equaling the exact generic dimension of controllable subspaces [20]. How to characterize $\text{grank}\mathcal{R}$ when $N \geq 2$ is yet open.

IV. CONCLUSIONS

In this paper, we have investigated the structural controllability of switched continuous-time systems. By introducing new graph-theoretic concepts such as multi-layer dynamic graph, generalized stem, bud, and cactus, we provide a novel generalized cactus based criterion for structural controllability, which extends Lin’s graph-theoretic condition to switched systems for the first time. This not

only fixes a gap in the existing literature regarding the proof of a pivotal criterion for structural controllability, but also yields a lower bound for the generic dimension of controllable subspaces. Our future work will consist of characterizing the generic dimension of controllable subspaces based on the proposed generalized cacti and extending these results to switched discrete-time systems.

ACKNOWLEDGMENT

Feedback from Prof. B. M. Chen of the Chinese University of HongKong on this manuscript is highly appreciated.

REFERENCES

- [1] D. Liberzon, A. S. Morse, Basic problems in stability and design of switched systems, *IEEE Control Systems Magazine* 19 (5) (1999) 59–70.
- [2] L. T. Conner Jr, D. P. Stanford, The structure of the controllable set for multimodal systems, *Linear Algebra and its Applications* 95 (1987) 171–180.
- [3] Z. Sun, S. S. Ge, T. H. Lee, Controllability and reachability criteria for switched linear systems, *Automatica* 48 (5) (2002) 775–786.
- [4] Z. Sun, S. S. Ge, Analysis and synthesis of switched linear control systems, *Automatica* 41 (2) (2005) 181–195.
- [5] S. S. Ge, Z. Sun, T. H. Lee, Reachability and controllability of switched linear discrete-time systems, *IEEE Transactions on Automatic Control* 46 (9) (2001) 1437–1441.
- [6] G. Xie, L. Wang, Controllability and stabilizability of switched linear systems, *Systems & Control Letters* 48 (2) (2003) 135–155.
- [7] Z. Ji, H. Lin, T. H. Lee, A new perspective on criteria and algorithms for reachability of discrete-time switched linear systems, *Automatica* 45 (6) (2009) 1584–1587.
- [8] D. P. Stanford, L. T. Conner, Jr, Controllability and stabilizability in multi-pair systems, *SIAM Journal on Control and Optimization* 18 (5) (1980) 488–497.
- [9] Y. Y. Liu, J. J. Slotine, A. L. Barabasi, Controllability of complex networks, *Nature* 48 (7346) (2011) 167–173.
- [10] X. Liu, H. Lin, B. M. Chen, Structural controllability of switched linear systems, *Automatica* 49 (12) (2013) 3531–3537.
- [11] C. T. Lin, Structural controllability, *IEEE Transactions on Automatic Control* 48 (3) (1974) 201–208.
- [12] J. M. Dion, C. Commault, J. Van DerWoude, Generic properties and control of linear structured systems: a survey, *Automatica* 39 (2003) 1125–1144.
- [13] G. Ramos, A. P. Aguiar, S. D. Pequito, An overview of structural systems theory, *Automatica* 140 (2022) 110229.
- [14] S. Pequito, G. J. Pappas, Structural minimum controllability problem for switched linear continuous-time systems, *Automatica* 78 (2017) 216–222.
- [15] Y. Zhang, Y. Xia, S. Liu, Z. Sun, On polynomially solvable constrained input selections for fixed and switched linear structured systems, *Automatica* 158 (2023) 111308.
- [16] S. S. Mousavi, M. Haeri, M. Mesbahi, Strong structural controllability of networks under time-invariant and time-varying topological perturbations, *IEEE Transactions on Automatic Control* 66 (3) (2020) 1375–1382.
- [17] M. Pósfai, P. Hövel, Structural controllability of temporal networks, *New Journal of Physics* 16 (12) (2014) 123055.
- [18] Y. Zhang, Y. Xia, L. Wang, On the reachability and controllability of temporal continuous-time linear networks: A generic analysis, *Automatica*, in press, 2024.
- [19] W. L. De Koning, Digital optimal reduced-order control of pulse-width-modulated switched linear systems, *Automatica* 39 (11) (2003) 1997–2003.
- [20] S. Poljak, On the generic dimension of controllable subspaces, *IEEE Transactions on Automatic Control* 35 (3) (1990) 367–369.
- [21] K. Murota, S. Poljak, Note on a graph-theoretic criterion for structural output controllability, *IEEE Transactions on Automatic Control* 35 (8) (1990) 939–942.