

FORGEDIT: TEXT GUIDED IMAGE EDITING VIA LEARNING AND FORGETTING

Shiwen Zhang

Alibaba Group

witcherofresearch@gmail.com

Shuai Xiao

Alibaba Group

Weilin Huang

Alibaba Group

ABSTRACT

Text guided image editing on real images given only the image and the target text prompt as inputs, is a very general and challenging problem, which requires the editing model to reason by itself which part of the image should be edited, to preserve the characteristics of original image, and also to perform complicated non-rigid editing. Previous fine-tuning based solutions are time-consuming and vulnerable to overfitting, limiting their editing capabilities. To tackle these issues, we design a novel text guided image editing method, Forgedit. First, we propose a novel fine-tuning framework which learns to reconstruct the given image in less than one minute by vision language joint learning. Then we introduce vector subtraction and vector projection to explore the proper text embedding for editing. We also find a general property of UNet structures in Diffusion Models and inspired by such a finding, we design forgetting strategies to diminish the fatal overfitting issues and significantly boost the editing abilities of Diffusion Models. Our method, Forgedit, implemented with Stable Diffusion, achieves new state-of-the-art results on the challenging text guided image editing benchmark TEdBench, surpassing the previous SOTA method Imagic with Imagen, in terms of both CLIP score and LPIPS score. Codes are available at <https://github.com/witcherofresearch/Forgedit>.

1 INTRODUCTION

Image Editing (Oh et al., 2001) is a fundamental problem in computer vision. In order to edit the image, there should be a guidance condition to inform the model what is the editing target. Language is the most direct and general form of such editing guidance, in which case the editing task is called text guided image editing. Such a text describing the content of the desired edited image is usually called target prompt. In this paper, we are trying to tackle text guided image editing in the toughest setting with only original image and target prompt provided, which are the minimum requirements of input for text guided image editing. Text guided image editing is a very general and universal editing task, which includes both rigid and non-rigid editing, for example, editing the appearance, identity and style, replacing or adding or removing certain parts of the image, editing the pose, action and angles of the objects, editing multiple objects of complex relationships, controlling the numbers and positions of the objects, etc. According to whether fine-tuning process is involved, the solutions to text guided image editing are divided into non-optimization methods and optimization involved methods.

There are various works for non-optimization editing, for example, ControlNets(Zhang & Agrawala, 2023), Diffusion based Inpainting Models (Rombach et al.), SDEdit (Meng et al., 2021), PnP Diffusion (Tumanyan et al., 2023), instruct pix2pix (Brooks et al., 2023), DiffEdit (Couairon et al., 2023) etc. However, we found that none of them, are strong enough to preserve the characteristics and perform sophisticated non-rigid edits at the same time. Thus, it is essential to fine-tune the Diffusion Models with the original image in order to preserve the identity of the objects. Imagic (Kawar et al., 2023) is a three-stage text guided image editing method, which regards the target prompt as a pseudo source prompt to describe the original image. In the first stage, Imagic fine-tunes the source prompt text embedding, freezing everything else. In the second stage, Imagic fine-tunes the UNet, freezing other parameters. In the third stage, Imagic interpolates fine-tuned source prompt embedding and target prompt embedding and completes the editing by utilizing the interpolated text

embedding to guide text-to-image generation. Imagic equipped by Imagen (Saharia et al., 2022) is the current state-of-the-art text guided image editing algorithm. However, such multi-stage fine-tuning process takes long time and costs great amount of computation resources. Another possible solution is a popular fine-tuning method, DreamBooth (Ruiz et al., 2023), which can be further adapted and improved to perform text guided image editing. Instead of requiring a user provided prompt 'a [V] object' to refer to the editing object, we utilize BLIP (Li et al., 2022) to generate a caption to describe the original image. Such BLIP+DreamBooth combinations are capable of conducting non-rigid edits and preserving consistent characteristics of original image, demonstrating amazing semantic alignments with the target prompt and high fidelity to original image. However, Both Imagic and BLIP+DreamBooth suffer from overfitting in many cases, restricting the editing capability of the Diffusion Models.

In this paper, we are going to tackle the aforementioned issues of these optimization based editing methods. We name our text guided image editing method *Forgedit*, similar with *forget it*. There are two stages in our editing method, fine-tuning and editing. Overall, with BLIP (Li et al., 2022) generating source prompt, we design a novel vision language joint optimization fine-tuning framework, which can efficiently learn to reconstruct the original image with source text embedding and UNet in less than one minute on one A100 GPU, much faster than Imagic(Kawar et al., 2023) considering the fact that Imagic+Stable Diffusion (Rombach et al.) takes 7 minutes to fine-tune on an A100 GPU. Besides, we explore two different methods to merge the source text embedding and target text embedding, vector subtraction which sums source prompt embedding with a weighted subtraction of target prompt embedding and source prompt embedding, and vector projection which decomposes the target prompt embedding along source prompt embedding and orthogonal to the source prompt embedding then sum these two vectors with two coefficients. We found that vector subtraction is better at editing yet vector projection is better at preserving the characteristics of original image during editing. Finally, our Forgedit aims to tackle the overfitting issue existing in previous optimization based editing methods. Due to such overfitting issues, for many cases, text guided image editing methods are only capable of reconstructing the original image, losing their capabilities to edit. Simple solutions may be trying different learning rates and training steps or selecting proper parameters of the Diffusion Models to fine-tune. Yet, there are no silver bullets to find a group of proper hyper-parameters for each editing image thus such hyper-parameter searching for fine-tuning process could be very inefficient and resource consuming. Instead, we propose novel **Forgetting Strategies** to tackle the overfitting issue during **sampling** process. Compared with fine-tuning process, sampling process is more computation-efficient. Such forgetting strategies are designed based on our observation of a universal property of UNet structures in Diffusion Models. We found that the Encoder of UNets controls the pose, action, angles, spatial positions meanwhile the Decoder of UNets is in charge of appearance and textures. We could replace the learned parameters of the UNets with original parameters according to the purpose of target prompt, which we call **forgetting**.

To sum up, our main contributions are:

1. We present Forgedit, a novel efficient optimization based image editing framework to tackle general text guided image editing problem, capable of performing both rigid and non-rigid editing.
2. We introduce vector projection mechanism to merge source text embedding and target text embedding, which is generally better at preserving the characteristics of original image than vector subtraction.
3. We design novel forgetting strategies based on our observation of UNets' properties in Diffusion Models, tackling the common and fatal overfitting issues in optimization involved text guided image editing methods thus significantly improve the editing capability of Diffusion Models.

Our Forgedit implemented with even the outdated Stable Diffusion 1.4 achieves new state-of-the-art quantitative results on the challenging benchmark TEdBench (Kawar et al., 2023), surpassing previous SOTA Imagic equipped with Imagen in terms of both CLIP score (Hessel et al., 2021) and LPIPS score (Zhang et al., 2018). Our Forgedit is a very general text guided image editing method, which can also significantly boost the performance of other fine-tuning based text guided image editing method, which we will show in the appendix.

2 RELATED WORK

Text to Image Diffusion Models Diffusion Models have dominated text to image generation. DDPM(Ho et al., 2020) improves Diffusion process proposed by Sohl-Dickstein et al. (2015) on generating images. DDIM (Song et al., 2021) accelerates the sampling procedure of Diffusion Models by making reverse process deterministic and using sub-sequence of time-steps. Dalle 2 (Ramesh et al., 2022) trains a diffusion prior to convert a text caption to CLIP (Radford et al., 2021) image embedding and then employs a Diffusion Decoder to transfer the generated CLIP image embedding to an image. Imagen (Saharia et al., 2022) is a Cascaded Diffusion Model (Ho et al., 2021), whose UNet is composed of three Diffusion Models generating images with increasing resolutions. Also, Imagen employs the powerful T5 text encoder (Raffel et al., 2020), which turns out to be vital for complex semantic understanding and generating sophisticated scenarios. Stable Diffusion (Rombach et al.) utilizes Variational AutoEncoders (Kingma & Welling, 2014) to compress the training image to a compact latent space so that the UNets could be trained with low resolution latents in order to save computational resources.

Image Editing with Diffusion Models Empowered by recent progress in text-to-image Diffusion Models, image editing methods have witnessed remarkable improvements. There are various works for non-optimization editing. ControlNets (Zhang & Agrawala, 2023) are trained on extra datasets to learn generating images with different conditions. However, these conditions only reflect partial attributes of the original image thus ControlNets are incapable of preserving the identity of the object being edited and also struggle to conduct non-rigid edits. Inpainting Models based on Diffusion Models(Rombach et al.) require masks to indicate the editing region, for whom the target mask can be obtained via semantic segmentation models by using a text prompt to refer to. Such text guided Inpainting Models are good at replacing or removing objects, better than other text guided image editing models in terms of preserving non-edited details of original image. However, there are several disadvantages of text guided inpainting models. First, these models cannot preserve the identity of the object being edited. Second, due to the restricts of the region of masks, inpainting models cannot conduct non-rigid editing, for example, making a bird perching on the branch spread its wings. Third, extra masks or texts to refer to the target objects in original image has to be provided, which is not possible in our case since there are only target prompt and original image given in our settings. SDEdit (Meng et al., 2021) utilizes DDIM Inversion to add noises to the original image and then denoises the image with target prompt. DiffEdit (Couairon et al., 2023) obtains the target object mask with Diffusion Model itself by a user provided source prompt and conduct SDEdit in the mask region. PnP Diffusion (Tumanyan et al., 2023) injects intermediate features of original image to the generation of target prompt. Instruct pix2pix (Brooks et al., 2023) pretrains the Diffusion Models on external datasets with triplets of original image, edited image and target prompt. All these non-optimization methods suffer from the fact that they are either incapable of preserving the characteristics or unable to conduct complex non-rigid editing. Prompt to Prompt (Hertz et al., 2023) requires that the source prompt and target prompt must be provided in a precisely matching form so that the algorithm could accurately find the editing target, which is too ideal thus impossible in our setting. Imagic (Kawar et al., 2023) is a three-stage optimization based editing method, which is the current state-of-the-art text guided image editing algorithm, which could be regarded as a combination of textual inversion (Gal et al., 2023)in the first stage and DreamBooth (Ruiz et al., 2023)in the second stage. However, the fine-tuning stages of Imagic are very slow and suffer from overfitting.

3 FORGEDIT

3.1 PROBLEM SETTINGS

Given a target prompt and an image, text guided image editing edits the image according to the target prompt, which not only requires the editing being conducted well, but also needs to preserve everything else unchanged. In this paper we try to tackle the text guided image editing problem with the condition that only target prompt and original image are provided, which means that the model should reason by itself which part of the original image is inconsistent with the target prompt and conduct the edit. We aim to design a general editing method, which is capable of conducting different kinds of edits including both rigid and non-rigid editing.

3.2 PRELIMINARIES

Diffusion models (Ho et al., 2020; Sohl-Dickstein et al., 2015) start from the given image x_0 , and then progressively add Gaussian Noise $\epsilon_t \sim \mathcal{N}(0, 1)$ in each timestep t to get x_t . In such a diffusion process, x_t can be directly calculated for each timestep $t \in \{0, \dots, T\}$,

$$x_t = \sqrt{\alpha_t}x_0 + \sqrt{1 - \alpha_t}\epsilon_t \quad (1)$$

with α_t being the diffusion schedule parameters with $0 = \alpha_T < \alpha_{T-1} \dots < \alpha_1 < \alpha_0 = 1$.

Given x_t and text embedding e , the time-conditional UNets $\epsilon_\theta(x_t, t, e)$ in diffusion models predict the random noise ϵ_t added to x_{t-1} . With DDIM (Song et al., 2021), the reverse process is

$$x_{t-1} = \frac{\sqrt{\alpha_{t-1}}}{\sqrt{\alpha_t}}(x_t - \sqrt{1 - \alpha_t}\epsilon_\theta(x_t, t, e)) + \sqrt{1 - \alpha_{t-1}}\epsilon_\theta(x_t, t, e) \quad (2)$$

With Latent Diffusion Models (Rombach et al.), the x_0 is replaced by the latent z_0 from VAE Encoder $\varepsilon(x_0)$. The training loss is

$$L = \mathbb{E}_{z_t, \epsilon_t, t, e} \|\epsilon_t - \epsilon_\theta(z_t, t, e)\|_2^2 \quad (3)$$

3.3 JOINT FINE-TUNING

In order to tackle such challenging text guided image editing problems, we have to fine-tune the model to remember the concepts and reconstruct the image. It is worth noting that although DDIM inversion (Song et al., 2021) could reconstruct the original image, the given text prompt has to be an empty string. If the given text prompt is not empty, DDIM inversion is not able to reconstruct original image precisely and often leads to significant appearance shift (Hertz et al., 2023; Meng et al., 2021). Thus it is necessary to optimize the network for high quality reconstruction and semantic understanding. Shown in Figure 1, we introduce the overall design of our vision language joint optimization framework.

source prompt We first use BLIP (Li et al., 2022) to generate a caption describing the image, which we call source prompt. The source prompt is then fed to text encoder of Stable Diffusion (Rombach et al.) to get the text embedding e_{src} . Previous three-stage editing method Imagic (Kawar et al., 2023) regards target prompt text embedding as e_{src} . We found that it is essential to use the BLIP caption as source prompt instead of using the target prompt as a pseudo source prompt like Imagic. Otherwise such fine-tuning methods easily lead to overfitting issues. We also found that using the BLIP caption as source prompt leads to better semantic alignment with the given image, thus leads to better editing results.

vision language joint learning We choose to optimize the encoder 0, 1, 2 and decoder 1, 2, 3 in the UNet structure. Similar with Imagic, we regard source text embedding as parameters of the network. Yet different with Imagic, we found it vital to jointly optimize the source text embedding and UNet parameters for faster learning and better reconstruction quality. Although trained together, we use a learning rate of 10^{-3} for source text embedding and 6×10^{-5} for UNet, with Adam Optimizer (Kingma & Ba, 2015). For faster training, since we only have one training image, we repeat the tensors on batch dimension for batch-wise optimization with batch size 10. We use mean square error loss and empirically we also make sure that the final loss is less than 0.03 for stable reconstruction quality. With batch size set to 10, the models are fine-tuned for 35 to 40 steps. Once the loss is less than 0.03 after 35 steps, the training stops. The model is fine-tuned for 40 steps at most. This fine-tuning process takes less than 1 minute on one A100 GPU. The training loss is

$$L = \mathbb{E}_{z_t, \epsilon_t, t, e_{src}} \|\epsilon_t - \epsilon_\theta(z_t, t, e_{src})\|_2^2 \quad (4)$$

whose difference with loss 3 is that e_{src} is also considered parameters to optimize. Now, with joint fine-tuning, we are capable to reconstruct the original image given the optimized source text embedding e_{src} .

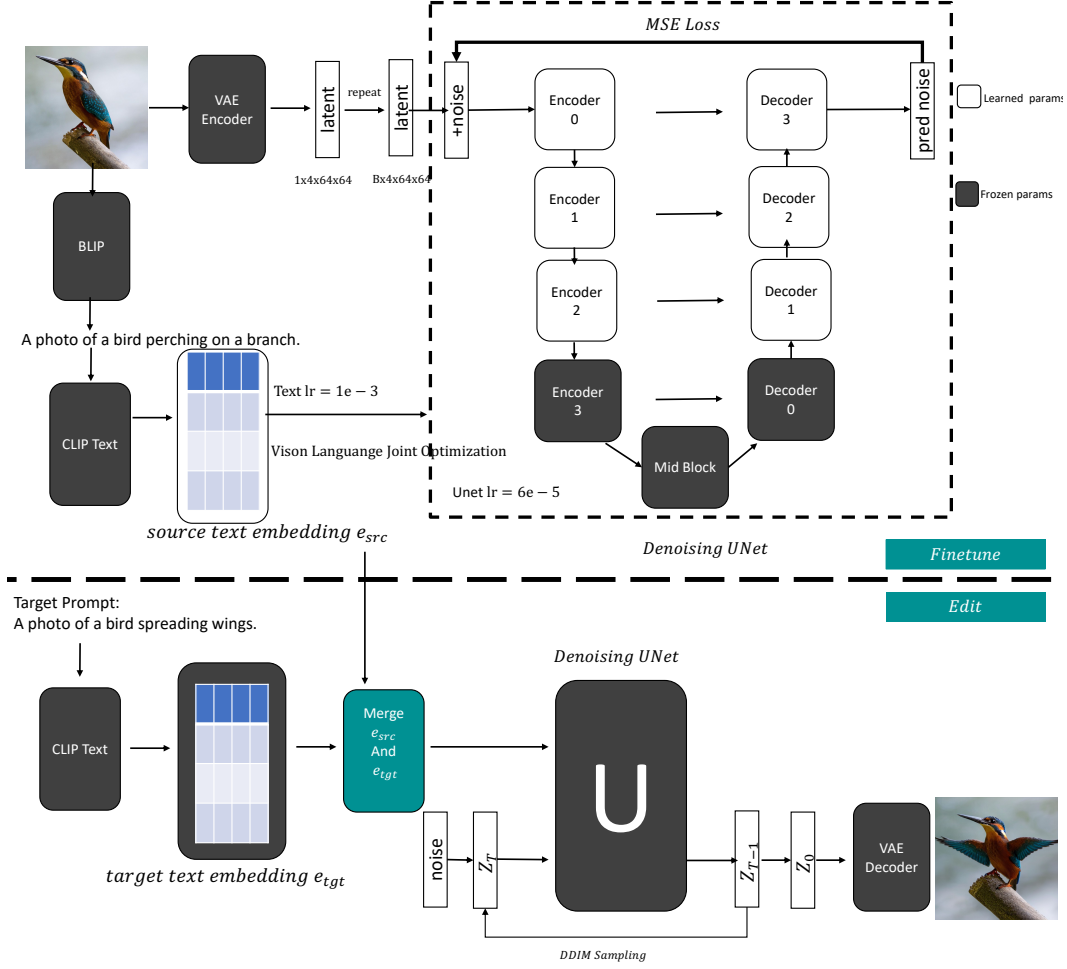


Figure 1: We show the overall framework of Forgedit. We use BLIP to describe the original image and get the source text embedding e_{src} with CLIP text encoder of Stable Diffusion. The source text embedding e_{src} is jointly optimized with UNet with different learning rate for text embedding and UNet, with UNet’s deep layers frozen. During editing process, we merge source text embedding e_{src} and target text embedding e_{tgt} with vector subtraction or vector projection to get final text embedding e . With forgetting strategies on UNet parameters, we utilize DDIM sampling to get the final edited image.

3.4 REASONING AND EDITING

We first input the target prompt to CLIP (Radford et al., 2021) text encoder of Stable Diffusion (Rombach et al.) to get the target text embedding e_{tgt} . With our learned source text embedding e_{src} , we propose two methods to merge e_{src} and e_{tgt} so that the merged text embedding edits the original image according to the target prompt and preserves the unrelated details of original image. Given $e_{src} \in \mathbb{R}^{B \times N \times C}$ and $e_{tgt} \in \mathbb{R}^{B \times N \times C}$, we conduct all vector operations on the C dimension to get the final text embedding e .

Vector Subtraction We use the same interpolation method as Imagic (Kawar et al., 2023),

$$e = \gamma e_{tgt} + (1 - \gamma) e_{src} = e_{src} + \gamma(e_{tgt} - e_{src}) \quad (5)$$

Shown in Figure 2, the final text embedding e is obtained by travelling along vector subtraction $e_{tgt} - e_{src}$. In our experiments, we found that in most cases, γ goes beyond 1 when the editing is

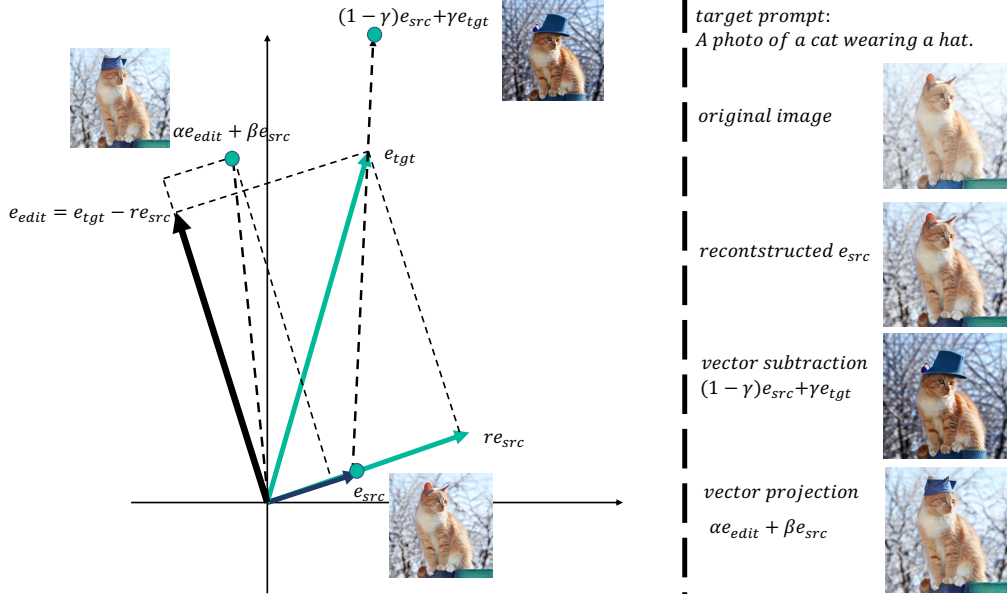


Figure 2: We demonstrate vector subtraction and vector projection to merge e_{src} and e_{tgt} . Vector subtraction could lead to inconsistent appearance of the object being edited since it cannot directly control the importance of e_{src} . The vector projection decomposes the e_{tgt} into $r e_{src}$ along e_{src} and e_{edit} orthogonal to e_{src} . We can directly control the scale of e_{src} and e_{edit} by summation.

successful. This leads to the problem that the distance of final embedding e and source embedding e_{src} may be so far that the appearance of the edited object could change vastly.

Vector Projection We propose to use vector projection to better preserve the appearance of the original image. Shown in the Figure 2, we decompose the target prompt text embedding e_{tgt} into a vector along e_{src} and a vector orthogonal to e_{src} . We call the orthogonal vector e_{edit} . We first calculate the ratio r of the projected vector on e_{src} direction.

$$r = \frac{e_{src} e_{tgt}}{\|e_{src}\|^2} \quad (6)$$

Thus, we could get the e_{edit} by

$$e_{edit} = e_{tgt} - r e_{src} \quad (7)$$

In order to better preserve the original image details, we sum e_{src} and e_{edit} with coefficient α and β ,

$$e = \alpha e_{src} + \beta e_{edit} \quad (8)$$

Editing We use DDIM sampling (Song et al., 2021) with classifier free guidance (Ho, 2022) to conduct the edit. The guidance scale is 7.5. For vector subtraction, we iterate over a range of $\gamma \in [0.8, 1.6]$. For vector projection, we choose α from two values $\{0.8, 1.1\}$, β from a range of $[1.0, 1.5]$

3.5 FORGETTING STRATEGIES

In some cases the network still overfits since there is only one training image. The fine-tuning process is computational expensive compared to sampling process, thus we design forgetting strategies during sampling process to tackle the overfitting problem. The network is only fine-tuned once, and can be converted to multiple different networks during sampling process by merging certain fine-tuned parameters $w_{learned}$ and the corresponding original UNet parameters before fine-tuning w_{orig} with coefficient σ . In practice, we found that $\sigma = 0$ works in general, which means that we simply




Figure 3: The encoder parameters of UNets learn features related to pose, angle, structure and position. The decoder parameters are related to appearance and texture. Thus we could design forgetting strategies according to the editing intention.

replace the fine-tuned parameters with original parameters so that the network completely forgets these learned parameters.

$$w = \sigma w_{\text{learned}} + (1 - \sigma) w_{\text{orig}} \quad (9)$$

Yet it remains a problem which parameters should be forgotten. Shown in Figure 3, we found interesting properties of UNets in Diffusion Models. The encoder of UNets learns the pose, angle and overall layout of the image. The decoder learns the appearance and textures instead. If the target prompt tends to edit the pose and layout, we choose to forget parameters of encoder. If the target prompt aims to edit the appearance, the parameters of decoder should be forgotten. Currently we only apply the forgetting strategies when text embeddings e is obtained by vector subtraction in previous section. For editing with forgetting strategies, we iterate over a range of $\gamma \in [0.0, 1.4]$. For different settings of forgetting strategies, we explore their effects in the ablation study, shown in Figure 5 and Figure 6.

3.6 LIMITATIONS

There are at least three limitations of our Forgedit. First of all, although our fine-tuning framework has been optimized and is much faster than Imagic, the fine-tuning process still takes tens of seconds or even more depending on the GPU devices. We will explore in the future whether it is possible to preserve high fidelity characteristics of the original image without fine-tuning. Second, the effect of Forgedit is influenced by randomness. The fine-tuning process inevitably introduces randomness thus for some particular cases, we cannot guarantee to perfectly reconstruct the details of original image thus we have to run the fine-tuning stage several times for these challenging cases. The sampling procedure is also related to the initial random seed of reverse process, thus for some extremely challenging cases we have to sample tens of images or even hundreds, though rarely the case, before we could get a proper edited one. Third, the editing capability of Forgedit is restricted by the utilized Diffusion Model. If the target prompt cannot even be generated by the Diffusion Model itself, it is almost impossible to accomplish the edit according to the target prompt. For example, the prompt 'a sitting flamingo' cannot be generated by Stable Diffusion at all, thus Forgedit cannot successfully edit it either. Such an issue could possibly be solved by switching to better Diffusion Models.




Figure 4: comparison of vector subtraction and vector projection to reason the final text embedding e . In fact, these two methods are on par in many cases, yet complementary on the others.

4 EXPERIMENTS

4.1 BENCHMARK

TEdBench (Kawar et al., 2023), is one of the most difficult public available text guided image editing benchmarks. There are 100 editings in the benchmark, with one target prompt and one image for each edit. These target prompts are very general and various, including but not limited to changing the appearance of objects, replacing certain parts of the image, changing the position, action and number of the object, editing multiple objects with complex interactions. In particular, the non-rigid edits turn out to be very tough for many SOTA text-guided image editing methods. In terms of quantitative evaluation, we utilize CLIP Score (Hessel et al., 2021) to measure semantic alignments with target prompt and LPIPS score (Zhang et al., 2018) to indicate fidelity to the original image.

4.2 ABLATION STUDY

vector subtraction vs vector projection We compare two different reasoning method to merge e_{src} and e_{tgt} to get the final text embedding e , shown in Figure 4. For the dog and the cat example, vector projection preserves the appearance of the dog and cat better than vector subtraction. However, for the glass of milk and cookie example, vector subtraction is better than vector projection. In this example, vector projection struggles to change the milk to juice and also introduces wave-like blurs in the image. We observe such phenomena in many other cases for vector projection, which demonstrates that it is more suitable for edits where the identity of object should be kept instead of changed. These two methods are complementary to each other on many cases, with vector projection better at preserving the identity and vector subtraction better at editing.

forgetting strategies Although the forgetting strategies strengthen the editing ability of the model, forgetting parameters inevitably leads to minor reconstruction quality. For example, shown in Figure 3, for encoder or decoder, we remain all parameters related to self attention and cross attention, forgetting the rest, which are called 'encoderattn' in Figure 6 and 'decoderattn' in Figure 5. We found that there are certain unwanted changes unrelated to the target prompt, which are the side effects of forgetting strategies. For each column, the background of the image changes a little bit, the white bird disappears, the knife is gone, the branch no longer exists, the appearance of the tree changes.




Figure 5: We explore different forgetting strategies for decoder. All learned encoder parameters are preserved. In the second to fourth columns, we preserve decoder cross attention parameters k and v, decoder self attention and cross attention, decoder self attention and cross attention and the entire decoder2 block, forgetting all the other parameters of decoder.

We also experiment with different extent of forgetting strategies. In Figure 5, we explore different decoder forgetting strategies. With all fine-tuned parameters of encoder preserved and all decoder parameters forgotten, we gradually add fine-tuned parameters back to decoder. 'decoderattn2kv' means that we use fine-tuned parameters of decoder cross attention key and value matrices. Since all the fine-tuned encoder parameters are preserved, the overall structure of the image and the pose of the objects being edited are almost identical with the original image, yet the appearance and textures are changed. 'decoderattn' indicates that we utilize all learned self attentions and cross attentions parameters in decoder. This is our default setting since it is rather general. More appearance and textures features of the original image are preserved in such a setting. 'decoderattn+decoder2' refers to the forgetting strategy that we preserve all learned self attentions and cross attentions of decoder plus the decoder2 block. The position of decoder2 block is shown in Figure 1. More details are preserved for some edits, yet for the others the editing ability of our method is lost due to overfitting. In the last column of figure, we show the editing results by using all fine-tuned parameters.

We also explore different forgetting strategies for encoder in Figure 6. 'noencoder' indicates that we forget all learned parameters of encoder and only use learned decoder parameters for sampling. 'encoderattn' refers to the strategy that we preserve all the parameters of self attention and cross attention. With 'encoderattn+encoder1' strategy, we preserve encoder self attention, cross attention and the encoder1 block. All the other parameters of encoder are forgotten.

4.3 COMPARISON WITH STATE-OF-THE-ART

We compare our Forgedit with multiple SOTA text guided image editing methods in Figure 7. For non-optimization text guided image editing methods, we choose to compare with the most representative method, SDEdit (Meng et al., 2021). We found that SDEdit struggles to preserve the identity of the edited objects in most cases.

We also compare with a kind of very strong optimization involved method, which we call 'BLIP+DreamBooth'. In order for such methods to be applied in text guided image editing, we utilize BLIP (Li et al., 2022) to generate captions describing the original image like our Forgedit. With the caption, we train the UNet to reconstruct the original image and edit the image by directly using the target prompt to guide the fine-tuned UNet for image generation, shown in the 3rd column of Figure 7. We also experiment with an improved version by training text encoder and UNet at the same time, shown in the 4th column. Such simple fine-tuning of UNet and text encoder are actu-



Figure 6: We explore different forgetting strategies for encoder. All learned decoder parameters are preserved. For the second to fourth column each, we preserve none of the encoder parameters, encoder self attention and cross attention, encoder self attention and cross attention and the entire encoder1 block, forgetting all the other parameters of encoder.

Editing method	CLIP Score \uparrow	LPIPS Score \downarrow
Imagic+Imagen (Kawar et al., 2023)	0.748	0.537
Forgedit+SD (ours)	0.771	0.534

Table 1: Our Forgedit with Stable Diffusion is the new state-of-the-art text guided image editing method on the challenging benchmark TEDBench, surpassing previous SOTA Imagic+Imagen.

ally very powerful text guided image editing methods, which are also called 'DreamBooth' (Ruiz et al., 2023) in some literature. The difference is that our BLIP+DreamBooth uses BLIP generated caption yet original DreamBooth requires user provided caption in a special form of 'a [V] object' referring the object to be reconstruct. Following the settings of DreamBooth (Ruiz et al., 2023), we use a learning rate of 5×10^{-6} for both text encoder and UNet, with a batch size of 4. We train BLIP+DreamBooth with one image for 100 steps, which takes more than one minute on a A100 GPU. Unlike original DreamBooth which needs 3 to 4 images to learn the new object concept, we found that with BLIP+DreamBooth one image is enough to reconstruct the majority features of the original image. It is obvious that BLIP+DreamBooth methods are much better at preserving the identities and backgrounds than SDEdit. However, BLIP+DreamBooth, when only UNet is fine-tuned, suffers from underfitting since it cannot preserve the identity of the objects in many cases. BLIP+DreamBooth suffers from overfitting in many cases when text encoder and UNet are jointly fine-tuned. In fact, we found that our Forgedit can also be simply adapted to help tackling such overfitting issues of BLIP+DreamBooth, shown in the appendix, which again demonstrates the strong generalization of Forgedit framework on various optimization based editing methods.

We also compare with the SOTA two-stage text guided image editing method, Imagic (Kawar et al., 2023). We use Stable Diffusion (Rombach et al.) and Imagen Saharia et al. (2022) as the diffusion models for Imagic respectively, shown in the 5th and 6th columns of Figure 7. Imagic with Stable Diffusion suffers greatly from overfitting, leading to few successful edits. Imagic with Imagen is the current SOTA on TEDBench, demonstrating very strong editing abilities and preserves the original identities well in most cases. Our method, Forgedit, shown in the last column, though with the inferior Stable Diffusion as diffusion models for editing, is generally on par with Imagic with Imagen in most cases, sometimes better. Also, our Forgedit with Stable Diffusion surpass the current SOTA Imagic+Imagen on TEDBench benchmark in terms of both CLIP Score and LPIPS Score, shown in Table 1.



Figure 7: comparison with SOTA text guided image editing methods. We compare with the non-optimization method, SDEdit and optimization methods, BLIP+DreamBooth and Imagic, demonstrating the strong editing ability and stable identity preservation.

4.4 CONCLUSION

We present our novel Forgedit framework to tackle the challenging text guided image editing problem. Besides the optimized vision language joint learning for fast reconstruction of the original image, we also introduce the vector projection mechanism to strengthen Forgedit’s capability of identity preservation during editing. Finally, we propose the forgetting strategy to efficiently solve the overfitting issue of optimization based model during sampling. Even with the outdated Stable Diffusion version 1.4, our Forgedit achieves new state-of-the-art CLIP score and LPIPS score on the

most challenging editing benchmark TEdBench. Forgedit can also be adapted to other fine-tuning based text guided image editing methods, for example, BLIP+DreamBooth. We demonstrate the generalization of Forgedit in the appendix. Theoretically, our Forgedit framework should also be compatible with other structures of Diffusion Models beyond Stable Diffusion thus has the potential to obtain better editing results, which we will explore in the future.

REFERENCES

- Tim Brooks, Aleksander Holynski, and Alexei A. Efros. Instructpix2pix: Learning to follow image editing instructions. In *CVPR*, 2023.
- Guillaume Couairon, Jakob Verbeek, Holger Schwenk, and Matthieu Cord. Diffedit: Diffusion-based semantic image editing with mask guidance. In *ICLR*. OpenReview.net, 2023.
- Rinon Gal, Yuval Alaluf, Yuval Atzmon, Or Patashnik, Amit Haim Bermano, Gal Chechik, and Daniel Cohen-Or. An image is worth one word: Personalizing text-to-image generation using textual inversion. In *ICLR*. OpenReview.net, 2023.
- Amir Hertz, Ron Mokady, Jay Tenenbaum, Kfir Aberman, Yael Pritch, and Daniel Cohen-Or. Prompt-to-prompt image editing with cross-attention control. In *ICLR*. OpenReview.net, 2023.
- Jack Hessel, Ari Holtzman, Maxwell Forbes, Ronan Le Bras, and Yejin Choi. Clipscore: A reference-free evaluation metric for image captioning. In *EMNLP (1)*, pp. 7514–7528. Association for Computational Linguistics, 2021.
- Jonathan Ho. Classifier-free diffusion guidance. *ArXiv*, abs/2207.12598, 2022.
- Jonathan Ho, Ajay Jain, and Pieter Abbeel. Denoising diffusion probabilistic models. In *NeurIPS*, 2020.
- Jonathan Ho, Chitwan Saharia, William Chan, David J. Fleet, Mohammad Norouzi, and Tim Salimans. Cascaded diffusion models for high fidelity image generation. *J. Mach. Learn. Res.*, 23: 47:1–47:33, 2021.
- Edward J. Hu, Yelong Shen, Phillip Wallis, Zeyuan Allen-Zhu, Yuanzhi Li, Shean Wang, Lu Wang, and Weizhu Chen. Lora: Low-rank adaptation of large language models. In *ICLR*. OpenReview.net, 2022.
- Bahjat Kawar, Shiran Zada, Oran Lang, Omer Tov, Huiwen Chang, Tali Dekel, Inbar Mosseri, and Michal Irani. Imagic: Text-based real image editing with diffusion models. In *CVPR*, pp. 6007–6017. IEEE, 2023.
- Diederik P. Kingma and Jimmy Ba. Adam: A method for stochastic optimization. In *ICLR (Poster)*, 2015.
- Diederik P. Kingma and Max Welling. Auto-encoding variational bayes. In *ICLR*, 2014.
- Junnan Li, Dongxu Li, Caiming Xiong, and Steven C. H. Hoi. Blip: Bootstrapping language-image pre-training for unified vision-language understanding and generation. In *International Conference on Machine Learning*, 2022.
- Chenlin Meng, Yutong He, Yang Song, Jiaming Song, Jiajun Wu, Jun-Yan Zhu, and Stefano Ermon. Sdedit: Guided image synthesis and editing with stochastic differential equations. In *International Conference on Learning Representations*, 2021.
- Byong Mok Oh, Max Chen, Julie Dorsey, and Frédo Durand. Image-based modeling and photo editing. In *SIGGRAPH*, pp. 433–442. ACM, 2001.
- Alec Radford, Jong Wook Kim, Chris Hallacy, Aditya Ramesh, Gabriel Goh, Sandhini Agarwal, Girish Sastry, Amanda Askell, Pamela Mishkin, Jack Clark, Gretchen Krueger, and Ilya Sutskever. Learning transferable visual models from natural language supervision. In *International Conference on Machine Learning*, 2021.

- Colin Raffel, Noam Shazeer, Adam Roberts, Katherine Lee, Sharan Narang, Michael Matena, Yanqi Zhou, Wei Li, and Peter J. Liu. Exploring the limits of transfer learning with a unified text-to-text transformer. *J. Mach. Learn. Res.*, 21:140:1–140:67, 2020.
- Aditya Ramesh, Prafulla Dhariwal, Alex Nichol, Casey Chu, and Mark Chen. Hierarchical text-conditional image generation with clip latents, 2022.
- Robin Rombach, A. Blattmann, Dominik Lorenz, Patrick Esser, and Björn Ommer. High-resolution image synthesis with latent diffusion models. *2022 IEEE/CVF Conference on Computer Vision and Pattern Recognition (CVPR)*.
- Nataniel Ruiz, Yuanzhen Li, Varun Jampani, Yael Pritch, Michael Rubinstein, and Kfir Aberman. Dreambooth: Fine tuning text-to-image diffusion models for subject-driven generation. In *CVPR*, pp. 22500–22510. IEEE, 2023.
- Chitwan Saharia, William Chan, Saurabh Saxena, Lala Li, Jay Whang, Emily L. Denton, Seyed Kamyar Seyed Ghasemipour, Raphael Gontijo Lopes, Burcu Karagol Ayan, Tim Salimans, Jonathan Ho, David J. Fleet, and Mohammad Norouzi. Photorealistic text-to-image diffusion models with deep language understanding. In *NeurIPS*, 2022.
- Jascha Sohl-Dickstein, Eric A. Weiss, Niru Maheswaranathan, and Surya Ganguli. Deep unsupervised learning using nonequilibrium thermodynamics. In *ICML*, volume 37 of *JMLR Workshop and Conference Proceedings*, pp. 2256–2265. JMLR.org, 2015.
- Jiaming Song, Chenlin Meng, and Stefano Ermon. Denoising diffusion implicit models. In *ICLR*. OpenReview.net, 2021.
- Narek Tumanyan, Michal Geyer, Shai Bagon, and Tali Dekel. Plug-and-play diffusion features for text-driven image-to-image translation. In *Proceedings of the IEEE/CVF Conference on Computer Vision and Pattern Recognition (CVPR)*, pp. 1921–1930, June 2023.
- Lvmin Zhang and Maneesh Agrawala. Adding conditional control to text-to-image diffusion models, 2023.
- Richard Zhang, Phillip Isola, Alexei A. Efros, Eli Shechtman, and Oliver Wang. The unreasonable effectiveness of deep features as a perceptual metric. *2018 IEEE/CVF Conference on Computer Vision and Pattern Recognition*, pp. 586–595, 2018.

A APPENDIX

A.1 DREAMBOOTH+FORGEDIT

Forgedit is a very general framework, whose main features come from three aspects: joint vision and language learning with original image, obtaining final text embedding by vector subtraction and vector projection, using forgetting strategies to tackle the overfitting issues. Here we show how to extend Forgedit to BLIP+DreamBooth (Li et al., 2022; Ruiz et al., 2023). It is also possible to adapt our Forgedit to other Diffusion Models (Ho et al., 2021; Saharia et al., 2022) or fine-tuning methods (Hu et al., 2022), which we will explore in the future.

vision and language joint learning This is natural for the method which we call BLIP+DreamBooth Text Encoder and UNet, since the Text Encoder and UNet are jointly trained already.

vector subtraction and vector projection Our Forgedit presented in the main paper regards the source text embedding as a part of the network to optimize. For BLIP+DreamBooth, since we have already fine-tuned the text encoder, we switch to use the text encoder to get source text embedding directly from source prompt. Now we can use vector subtraction and vector projection in the same way.

forgetting strategy We could directly apply the forgetting strategies to BLIP+DreamBooth. However, since the information are injected into both text encoder and UNet, our forgetting strategies on UNet may still fail in some cases. We will explore the forgetting strategies in text encoder in the future.



Figure 8: The editing effects of DreamBooth+Forgedit and comparison with SOTA text guided image editing methods. Please note that DreamBooth+Forgedit is not always better than Forgedit, shown in the last two columns in Figure.

We show some cases in Figure 8, and compare the editing effects of BLIP+DreamBooth+Forgedit with previous state-of-the-art text guided image editing methods and our Forgedit presented in the main paper. Comparing the 4th column and the last column, we could find that with Forgedit framework, the editing ability of DreamBooth has been tremendously improved. Please note that DreamBooth+Forgedit is not a simple combination of our Forgedit presented in the main paper and BLIP+DreamBooth, since the fine-tuning process of our Forgedit is different with DreamBooth+Forgedit. This leads to the fact that DreamBooth+Forgedit is not always better than Forgedit, shown in the last two columns in Figure 8.