

Retinex-guided Channel-grouping based Patch Swap for Arbitrary Style Transfer

Chang Liu¹, Yi Niu^{1,2*}, *Member, IEEE*, Mingming Ma¹, Fu Li¹ and Guangming Shi¹, *Fellow, IEEE*

¹ *School of Artificial Intelligence,
Xidian University*

² *The Pengcheng Lab, China*
* *niuyl@mail.xidian.edu.cn*

Abstract—The basic principle of the patch-matching based style transfer is to substitute the patches of the content image feature maps by the closest patches from the style image feature maps. Since the finite features harvested from one single aesthetic style image are inadequate to represent the rich textures of the content natural image, existing techniques treat the full-channel style feature patches as simple signal tensors and create new style feature patches via signal-level fusion, which ignore the implicit diversities existed in style features and thus fail for generating better stylised results. In this paper, we propose a Retinex theory guided, channel-grouping based patch swap technique to solve the above challenges. Channel-grouping strategy groups the style feature maps into surface and texture channels, which prevents the winner-takes-all problem. Retinex theory based decomposition controls a more stable channel code rate generation. In addition, we provide complementary fusion and multi-scale generation strategy to prevent unexpected black area and over-stylised results respectively. Experimental results demonstrate that the proposed method outperforms the existing techniques in providing more style-consistent textures while keeping the content fidelity.

Index Terms—Arbitrary style transfer, retinex decomposition, channel grouping, texture synthesis, complementary fusion

I. INTRODUCTION

The masterpiece of an artist imply great aesthetic value while few of them can survive through years. Thus, extracting and representing the style of an artwork becomes an essential task that inspires generations to inherit and revive them. Style transfer, derived from image synthesis, aiming to transfer the style from the source image to the target while keeping the original spatial structure, has been studied for years to represent and synthesize the style from art paintings to natural images.

Earlier style transfer techniques [1], [2] take one single style image and one single content image as a pair and accomplish style transfer via image optimization thus is time consuming. To improve the flexibility and efficiency, model based style transfer techniques [3], [4] are proposed to explicitly model the image style via offline learning and stylize the nature image via online restoration. Recently, Patch-based algorithm [5]–[12] has attracted board attention in terms of its high efficiency and *arbitrary-style-per-model* [13] capability.

Thanks for the support of NSFC(61875157, 61672404, 61751310), the Fundamental Research Funds for the Central Universities(JC1904).




Fig. 1. Our method can extract more vivid textures from the style image.

A milestone of the patch-matching based technique is the Style-Swap [6] which adopts an auto-encoder structure to extract features from content and style images respectively, then substitutes the content feature patches by the style feature patches, in the bottleneck layer. A basic assumption behind Style-Swap is that the features extracted from style image are sufficient to represent the content image. This coarse assumption fails when transferring the style from a texture-free aesthetic image to the rich-textured natural images. Substituting the features directly may flatten the subtle structures and cause insufficient stylization problem, as shown in Fig .1.

A native solution to overcome the feature insufficient problem is to create more style feature candidates to enrich the search space of patch matching. Sheng et al. [7] improves Style-Swap by introducing WCT [14] technique and AdaIN technique [15] to modify the intensity of the swapped features according to the global statistics of the style feature maps. Park et al. [8] proposes an attentional network to estimate the similarity between the ongoing content feature patches and




Fig. 2. Visualization of style features F_S of first 25 channels extracted by encoder.

all the style patches. Instead of using the raw style patches directly, SANet adopts an weighted average version of the style patches according to a softmax activation of the estimated similarity. Yao et al. [9] propose to up-sample the style feature map into different scale and using multi-scale swap via a proposed self-attention auto-encoder structure. Liu et al. [11] performs multi-path attention module and utilize both shallow and deep features to generate more rich stylised results.

In summary, the above patch-swap-based methods explore to enrich style patches by either adopting attention modules or generating multi-scale style patches, and the basic elements performed in these methods are full-channel tensors with different spatial locations. Thus the generated style patches can be regarded as a signal-level fusion via intensity modification [7], [14], [15], linear mapping [8] or multi-scale fusion [9], [11]. However, as shown in Fig. 2, since the channels of style feature carry diverse semantic information, such as textures, colors and edge, etc, the above full-channel matching strategies suffers from two drawbacks. Firstly, from the view of numerical computation, the magnitude of different channels varies considerably and using full-channel matching may cause the *winner-takes-all* problem [16]. Secondly and more importantly, taking the full-channel tensor as basic element can only generate signal-level-fused features, but fails for semantic-level-fused features. For example, full-channel-based methods cannot embed the yellow star into the motorbike’s dashboard, as shown in Fig. 1.

Contribution The goal of this paper is to perform semantic-level fusion between content and style images via the channel grouping strategy. We provide a straightforward and effective procedure to perform arbitrary style transfer. As part of this procedure, we describe a Retinex theory guided, channel-grouping based patch swap algorithm (R-CGPS). R-CGPS incorporate Retinex theory to categorize the feature map channels into texture group and surface group. Retinex decomposition helps to control a more balanced channel code rate. By different combination of the channels from the texture group and surface group respectively, new semantic features can be created and the search space can be ideally extend from N to N^2 , where N denotes the spatial resolution of the style feature map. In addition, we propose to use the Unnormalized Pearson Correlation Coefficients metric to measure the similarity between content and style features for robust numerical computation. Due to the stylised results have unexpected black area, we introduce complementary fusion to embellish it. Finally, we describe a multi-scale generation

strategy to rich style patches and prevent over stylised result. Experimental results demonstrate the effectiveness of proposed R-CGPS in finishing more ingenious transference and prevent over stylisation.

We note that a shorter conference version of this paper appeared in IEEE International Conference on Image Processing (2020). Our initial conference paper did not address the problem of unbalanced channel code rate and unexpected black area occurred in some stylised results. This manuscript addresses these issues and provides additional analysis on the complementary fusion and preventing over-stylised results.

II. RELATED WORK

A. Arbitrary Style Transfer

Arbitrary style transfer aims at transferring arbitrary styles with one single trainable model. Inspired by the success of CNN in feature representation, researchers could focus on texture synthesis and transfer, which is categorized as parametric and non-parametric.

Parametric methods try to find a minimum number of parameter to fit any style. Ghiasi et al. [17] firstly train a style prediction network that takes multiple style image as input and predicts the affine coefficients of style, then transfer content image to desired style with affine transformation. Another similar approach is proposed by Huang and Belongie [15], namely AdaIN. Instead of using network to predict style affine coefficients, AdaIN transfers the channel-wise mean and variance of content activation to match those of style. In 2020, Jing et al. [18] propose dynamic instance normalization (DIN) to transform content activations with a trainable convolution kernel. In detail, a weight matrix and a bias matrix (1×1 in paper) is learned respectively from one style image, and then used to transform content activations. In summary, parametric methods usually match the statistics of content features with that of style, and then decode the transformed features to images.

Different from parametric method, non-parametric neural style transfer method transfers content images with local patch matching. The first patch-based non-parametric arbitrary style transfer method is proposed by Chen et al. [6]. They first use a pre-trained VGG19 encoder to extract content and style patches at intermediate layers, then match each content activation patch to the most similar style activation patch and swap them. The stylized result is produced by reconstructing the complete content activations with a trainable VGG decoder. Based on the patch swap strategy, Sheng et al. [7] propose Avatar-Net that incorporate WCT and AdaIN to project and reconstruct stylized content images. Park et al. [8] adopt attention mechanism to estimate the similarity between content patches and style patches. Besides, the patch swap strategy is replaced with a weighted summary of style patches in different layers. To produce more style features and enrich stroke details, Yao et al. [9] proposed an attention-aware multi-stroke style transfer model (AAMS) which consists of self-attention mechanism and multi-scale style swap and fusion modules. Jing et al. [19] found that by using L_2 normalization to style patches, one can generate more diverse stylised results.

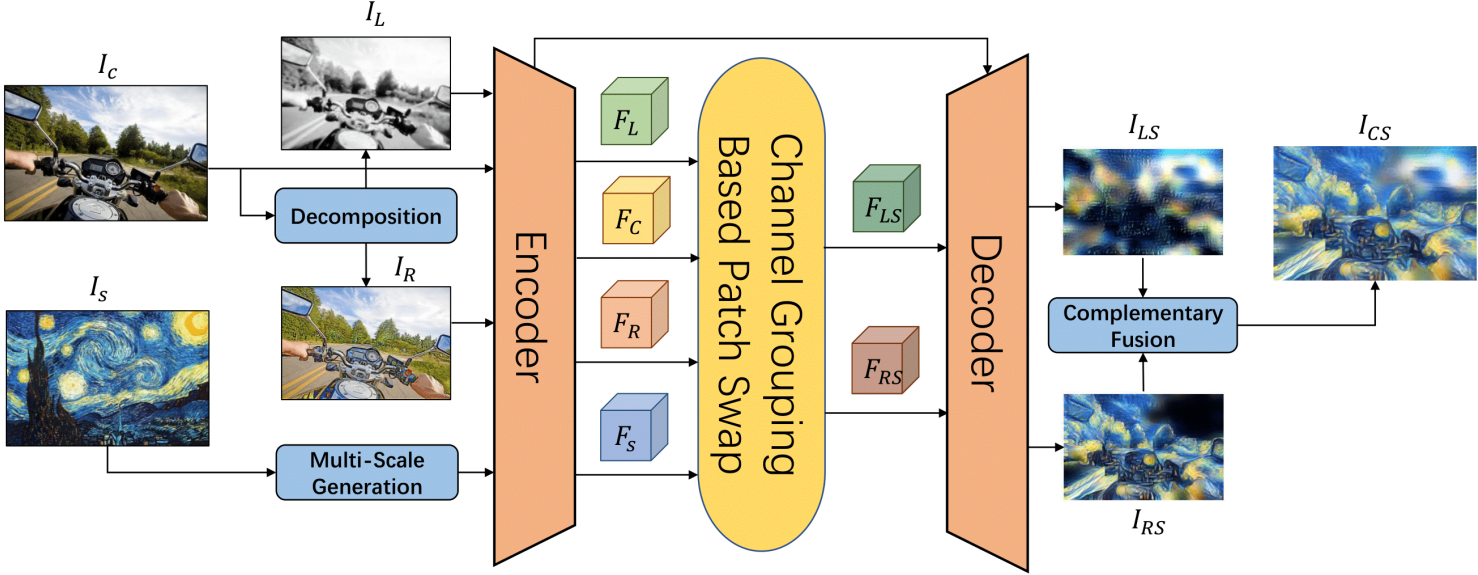


Fig. 3. The network architecture of the proposed R-CGPS technique.

Samuth et al. [20] explored a constrained nearest neighbor search to enforce uniform sampling of style feature patches. Jing et al. [21] proposed a graph neural network based method to perform style transfer. Different from the convolution based swap strategy, they regarded the style transfer as heterogeneous information propagation process and try to perform patch swap with graph neural network. However, as we have said before, the above mentioned techniques are based on a full-channel tensor, which ignores the importance of channels with weak value.

B. Decomposition based style transfer

There also have few works focusing on decomposing content image with different mechanisms before performing style transfer. Ding et al. [22] adopted wavelet transform to decompose content images into high frequency part and low frequency part. Qu et al. [23] incorporated dictionary learning into the style transfer framework. They trained an overcomplete dictionary to map the RGB images to another high-dimension color space, and the swap was performed in the whole space (full channel). Different from the conference version and the above two methods that either separate images into low/high frequency part or perform style swap in one high-dimension space, we incorporate retinex decomposition into the framework. The style swap is performed in the texture domain and surface domain respectively. Using retinex decomposition helps to generate a more stable channel code rate, thus prevent winner-takes-all problem (as shown in Fig. 10).

C. Retinex Theory

The retinex theory is based on the human color vision perception in real scenes. It assumes that the observed image

S can be decomposed into reflectance and illumination, that is

$$S = R \odot L \quad (1)$$

Where L and R is illumination and reflectance respectively. \odot means the pixel-wise multiplication. The Reflectance represents the inherent property of captured objects, which is considered to be invariant under different lightness conditions. Illumination represents the lightness conditions from environment. The retinex theory is widely used in image enhancement field [24]–[28]. Besides these traditional methods, recent years, researchers try to embed retinex theory into CNN. Shen et al [29] proposed a different Gaussian convolution kernels based neural network to simulate the multi-scale retinex algorithm. Wei et al [30] proposed a two-stage network to enhance low-light images. They first de-compose the input image into reflectance and illumination. Then by denoising reflectance and enhancing illumination, they reconstruct the enhanced image. Similarly, Zhang et al [31] also used a two-stage strategy to enhance the low-light image. Inspired by the achievement of retinex theory in image enhancement field, we incorporate the decomposition into our style transfer method. In detail, we decompose the content image into reflectance and illumination to get texture and surface channel by encoding them with the VGG encoder. Experiment shows that replacing Gaussian blur with retinex decomposition can prevent the unbalanced selection of channel.

III. PROPOSED METHOD

In this section we discuss the details of the proposed R-CGPS technique. In Section III-A we introduce the network structure of R-CGPS. In Section III-D, we interpret the reason for incorporation of Retinex decomposition. In Section III-B, we explain in details of the channel grouping technique based

on the retinex theory. In Section III-C we describe the Un-normalized Pearson Correlation Coefficients (UPCC) similarity metric and the loss function. In Section III-E, we talk about the reason and details about usage of complementary fusion. In Section III-F, we discuss the influence of style images with different scale on the transformation result.

A. Network structure

R-CGPS follows the channel grouping based patch swap strategy in former work. Besides, the Retinex decomposition is embedded in new framework to enforce high-frequency parts and balance the binary masks. Let I_C , I_S and I_{CS} denote the input content image, style image and the output stylized image respectively. I_L and I_R denote the decomposed illumination and reflectance respectively. I_{LS} and I_{RS} are stylized illumination and reflectance results respectively. F_L , F_C , F_R and F_S denote the corresponding feature maps extracted by the encoder. F_{LS} and F_{RS} are swapped feature maps generated by surface swap and texture swap respectively. The main network structure is illustrated in Fig.3.

Firstly, before accomplish channel grouping, we use Decom-Net [30] to decompose I_C to I_L and I_R , where I_L represents the illumination and the I_R represents the reflectance. Then I_L , I_R , I_C and I_S are fed into the encoder (pre-trained VGG-19 up to *conv4_1* [32]) to extract the feature maps F_L , F_R , F_C and F_S , respectively. Thirdly, the above four feature maps are fed into the channel grouping sub-net to separate the surface channels and texture channels, denoted by F_C^{sur} , F_C^{tex} , F_S^{sur} and F_S^{tex} , respectively. Then, the surface/texture swap operation is conducted to substitute the feature patches of F_C^{sur} (resp. F_C^{tex}) by F_S^{sur} (resp. F_S^{tex}) and perform style swap, which generates the F_{LS} and F_{RS} . Finally, the swapped feature maps F_{LS} and F_{RS} construct the I_{LS} and I_{RS} by the decoder and construct the final stylised result I_{CS} .

In our former work [33], a channel group based style swap strategy was proposed and a Gaussian filter was adopted to group the channel. However, there still has two questions:

- How to balance the binary masks generated by channel grouping strategy.
- How to generate more controllable and pleased stylised results.

Besides the channel grouping strategy, the above two questions will be discussed in the following subsections respectively.

B. Channel Grouping

The main objective of channel grouping is to estimate two complementary binary masks m and \bar{m} , which represent the judgement of surface or texture of each channel, respectively. Considering that F_R can be regarded as a texture version feature map of F_C , our idea is to generate m according to F_R and F_L . To be specific, we use spatial Global Average Pooling to squeeze F_R and F_L into two 1D vector $C, \hat{C} \in \mathbb{R}^n$ respectively, where n denotes the number of channels. Then m is estimated via

$$m[i] = \begin{cases} 1 & \hat{C}[i] > C[i] \\ 0 & \text{else,} \end{cases} \quad (2)$$

With the help of the channel masks, the surface F^{sur} and texture F^{tex} can be simply computed by

$$F^{sur} = F \cdot m \quad F^{tex} = F \cdot \bar{m}, \quad (3)$$

where \bar{m} is the binary reverse of m . In this way, the content feature map F_C and style feature map F_S are grouped into F_C^{sur} and F_C^{tex} (resp. F_S^{sur} and F_S^{tex}). Comparing with the

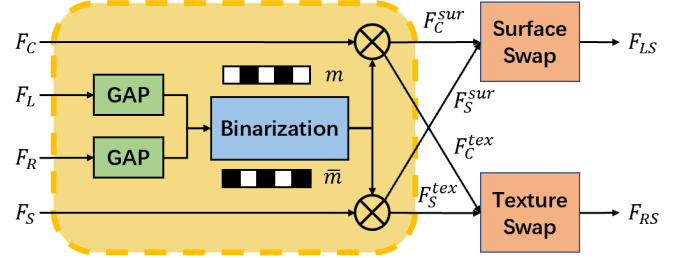


Fig. 4. The channel grouping sub-net.

original full-channel feature swap strategy [6] which can only match a content feature patch along N style patches, channel grouping can expand the search space from N to N^2 with the combination of F_S^{sur} and F_S^{tex} , and accomplish a semantic-level feature fusion instead of signal-level fusion.

C. Similarity Metric and Loss Function

Another important issue for patch swap is the metric of the semantic similarity between content and style features. Instead of using the widely-adopted Normalized Cross Correlation metric which only characterize the cosine distance between two tensors, we propose to use the Un-normalized Pearson Correlation Coefficients metric (UPCC) which characterize both the cosine distance and the intensity distance between two patches.

To be specific, for each spatial location i , the content patch $\phi_i(F_C)$ searches through all style patches $\phi_j(F_S)$ and swap with its nearest-matching style patch under the UPCC metric as

$$\phi_i(F_{cs}) \leftarrow \underset{\phi_j(F_S)}{\operatorname{argmax}} \left\langle \phi_i(\hat{F}_C) \cdot \phi_j(\hat{F}_S) \right\rangle, \quad (4)$$

where \hat{F} is the feature map with channel-wise mean subtracted. And the above process can be accelerated with a series of convolution and deconvolution operations [6], [7] as

$$F_{cs} = \Phi(F_S) *^T B\left(\hat{F}_C * \Phi(\hat{F}_S)\right), \quad (5)$$

where $\Phi(F_S)$ is the style kernel stacked with all style patches $\phi_j(F_S)$ along channel axis. $B(\cdot)$ is the binarizing operation with the maximum value as 1 and the rest as 0 along channel. $*$ and $*^T$ denote convolution and deconvolution operation respectively.

With the swapped feature map F_{cs} , the parametric decoder reconstructs it to the stylized image. To train the parametric decoder, the loss function [6] [7] is defined as

$$\ell = \left\| I - \tilde{I} \right\|_2^2 + \sum_{i \in L} \omega_i \left\| \operatorname{Enc}^i(I) - \operatorname{Enc}^i(\tilde{I}) \right\|_2^2 + \ell_{tv}, \quad (6)$$

where the \tilde{I} is the reconstructed image. Here the first item is the Euclidean distance between the input and reconstructed image and the second is perceptual losses [3] of the layers set $L = \{conv1_1, conv2_1, conv3_1, conv4_1\}$, weighted by ω_i respectively. ℓ_{tv} is the total variation loss [34] to enhance output smoothness.

D. Image Decomposition

In former work [33], a Gaussian low pass filter was adopted to extract texture part and surface part in an image. Ideally, these two feature maps jointly separate the original image’s channel. However, sometimes the texture part can’t prove to win the comparison with texture part, which may cause an unbalanced binarization code rate, as shown in Fig. 8. Before performing channel grouping, the F_C and \hat{F}_C are increased to 512 channels with quadruple downsampling of scale. By using Global Average Pooling, the feature maps are compressed to 1D vector with length of 512. Since the value of surface code \hat{C} always larger than texture code C , it may seriously weaken the channel grouping’s role.

To increase the number of texture code and stabilize the ratio of surface and texture in binarization code, we replace the Gaussian filter with Retinex decomposition. Differently from Gaussian filter, Retinex decomposition decomposes images into illumination and reflectance. Detailly, reflectance describes the intrinsic properties of the object and illumination more focus on the lightness from environment. Thus, reflectance contains more details about texture and illumination is a bit smooth, which corresponds to texture and surface respectively. A more detailed ablation study can be found in Sec.IV-C.

E. Complementary Fusion

Different from global-statistic-based arbitrary style transfer methods, the patch-swap-based methods usually generate more richer stylised results while its details may be un-controlled, as shown in 5. By using channel grouping based patch swap strategy, the yellow star in starry night is successfully embedded in the dashboard of motorbike, which is satisfied. However, there still has large black area appeared in the sky (in Fig. 3) and road (in Fig. 5). In former work, one has to manually decide the global weight value between texture features and surface features to suppress unexpected area. In the above-mentioned section, we incorporate the Retinex theory into our framework to improve the selected number of surface channel. Except this, we found that stylised surface and texture focus on different parts. For example, the second row and third row in Fig. 5 represent the stylised result only with texture and surface respectively. Obviously, the stylised texture results more clear and prefer the foreground while the surface focus on background and a bit fuzzy. These different results help us has a better understanding about our channel grouping strategy, that is texture plays a major role in style transfer, while surface assists to restore the area that is ignored by texture. Now we talk about implementation details.




Fig. 5. Ablation study about complementary fusion. Using weighted sum strategy can help to repair the unexpected black area or blank area in texture field.

Consider the complementary relationship between texture and surface, we convert the pixel value of texture to complementary weights by using the following equation:

$$cw_{idx} = 1 - x_{idx}/Max, idx \in W \times H \quad (7)$$

Where x_{idx} is the pixel value of an image in position idx , thus cw_{idx} is the calculated complementary weight value in position idx . Max is a constant value that set to 255, W and H are weight and height of the image respectively. Before the multiplication, there still need one more step.

The value of complementary weight reflect the degree of repair required. The larger the weight value, the more repair is needed. To repair the texture and keep details, we transform complementary weight with a modified version of sigmoid function:

$$\hat{c}w_{idx} = 1/(1 + \exp(-cw_{idx} * \delta) + \epsilon) \quad (8)$$

where δ and ϵ are constant value. As illustrated in Fig. 6, the sigmoid curve remains tiny value within the range [0,0.6], but it rises once the weight larger than 0.6, and the rate of increase is much higher than other non-linear curves. Thus, the complementary fusion can be finished with following equation:

$$I_{CS} = I_{RS} + \hat{C}W \circ I_{LS} \quad (9)$$

Where $\hat{C}W$ is consist of $\hat{c}w_{idx}$ and has the same size with I_{RS} and I_{LS} , \circ means the pixel-wise multiplication.

F. Multi-scale Style Swap

The style images with different sizes often result in different visual effects. Generally, more rich the style patches, more pleased the result. Thus researchers often choice a combination

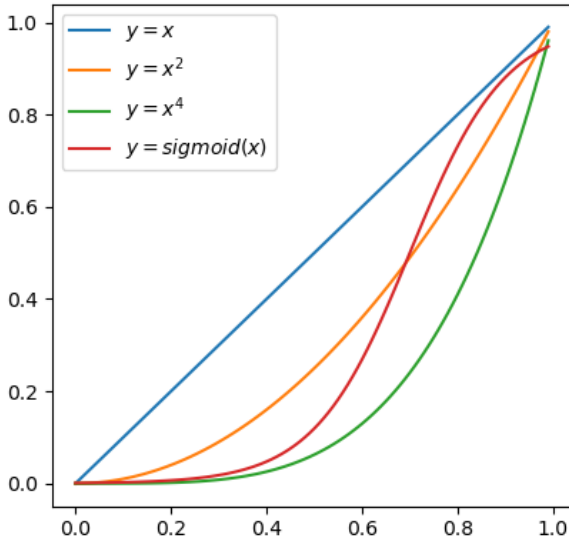


Fig. 6. Compared with linear and other non-linear functions, sigmoid curve has better control over the different ranges.



(a) Original. (b) Half only. (c) Adding half. (d) Adding two thirds.

Fig. 7. Different sizes of style image can produce different results. Half and two thirds means the size of style image is half and two thirds of original respectively.

of style images with size of half or quarter. However, such combination may produce over stylised result, as shown in Fig.7(c). To rich the style patches and prevent the over stylise results, we adopt a simple yet strategy, that is to combine the style patches with size of reducing half and third. Fig.7(d) shows that this stragety performs a balanced stylised result.

IV. EXPERIMENTS AND RESULTS

A. Implementation Details

We train the decoder on the MS-COCO [35] data set about 5 epochs with a batch size of 16. To better reconstruct stylized activations, we enhance it with Painter-By-Number data set [36] which consists of various artworks. Adam optimizer is applied with a small learning rate of 0.0001 to avoid noised over-fitting output. In training phase, an extra encoder is connected to the output to compute the perceptual losses. Skip-connections are added to enhance stylization [15]. The patch size is set to 3×3 for both groups in our experiment. To decompose content image I_c to I_L and I_R , the Decom-Net [30] is adopted in our method.

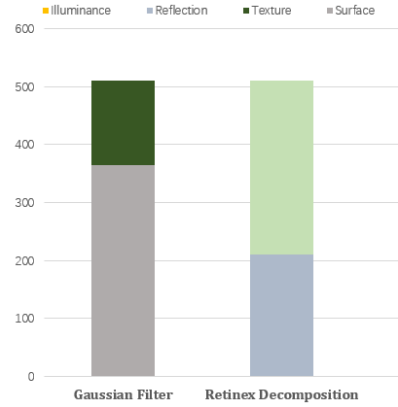


Fig. 8. Comparison of average binarization code of 25 images generated by different methods. Compared with Gaussian filter, the Retinex decomposition controls a more balanced channel code rate.



Fig. 9. The comparison of channel grouping and fixed channel swap.

B. Comparisons

To validate our method, we compare our results with SANet [8], IEC [12], MAST [37], PAMA [38] and AdaConv [39], as shown in Fig.12.

SANet tends to over-stylise images, as we can see, the detailed structure of soccer player and buildings are lost. IEC, MAST and PAMA preserve too much content structure, which cause under-stylised results. AdaConv learns to predict conv kernels in decoding layers to produce stylised results. The observed results show that the AdaConv prefers to produce much stylised textures even in smooth background.

In contrast, taking advantage of the channel grouping and semantic-level fusion strategy, the proposed approach is able to extract more intrinsic style textures while maintain the original content in most cases.

C. Ablation Study

Retinex Decomposition

In Sec. III-D, we have noticed that the Gaussian filter may produce unbalanced channel codes rate thus adopt Retinex theory to solve this problem. To validate the effectiveness of Retinex decomposition, we compare it with three commonly used filters, as shown in Fig. 10. Here each method calculates binary masks of 25 content images and draw them as 2-D points. Consider feature maps have 512 channels, we regard the point with coordinate (256,256) as the best value. It can be seen that the masks generated by Retinex decomposition have more balanced results.

Channel Grouping To validate the effectiveness of channel grouping, we directly group the feature map in neighbour channels and apply group-wise swap without the channel mask. With the number of channels in each group decreasing,

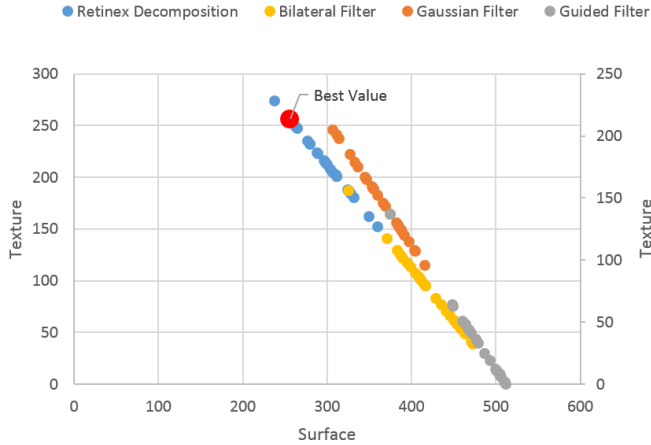


Fig. 10. Comparison of rate of binarization masks generated by different methods. Retinex and Bilateral filter are drawn in primary axis, the Gaussian and Guided filter are drawn in secondary axis. Obviously, Retinex decomposition controls a more stable rate.

the outputs are much similar with the content image. The extreme case occurs in channel-wise swap, as the Fig. 9 shows. The stylized image is extremely similar with the content image except some color shifts while the full-channel matching fails to produce sufficient textures. We notice that textures only exist in correct group of channels. If those channels tangle with each other, texture is overwhelmed in feature maps and hard to extracted. Therefore, appropriate channel grouping plays a key role in produce implicit stylized features.

Complementary Fusion Complementary fusion is designed to suppress the unexpected black area in stylised results. In [33], Zhu et al added a relaxation factor α to control stylised results. As shown in Fig. 11, by controlling value of α , the black area in "Bike" is successfully solved. However, in other two images, the black area still exists, e.g. street in "Road" and face in "Avril". Thus, in this paper, we propose a complementary fusion strategy to directly suppress these black area. The results shown in Fig. 5 prove that the proposed strategy can solve it well.

User Study We perform user study between the proposed method and the above five approaches, as shown in Table. IV-C. In the study, one sample consists of a content image, a style image, and six corresponding stylization results generated by the eight methods. We use 20 content images and 20 style images to generate 400 samples and randomly draw 15 samples for each user. For each sample, users are asked to choose the best stylization result based on their subject judgement. The result demonstrates the effectiveness of the proposed method.

TABLE I
USER STUDY

Ours	IEC	SANet	AdaConv	MAST	PAMA
19.2%	18.3%	16.7%	15.8%	15.0%	15.0%

Efficiency The execution time of the above arbitrary style transfer methods is listed in Table. IV-C. We compared our method with SANet, MAST, IEC, PAMA and AdaConv under




Fig. 11. Controlling range of relaxation factor is not an effective way to suppress black area.

RTX2080Ti GPU device. Since our method has two stages, we test the execution time of each part respectively.

We compare the average execution time of six methods under two different images with size of 512 and 1024 respectively. It can be seen that our R-CGPS cost less time than AdaConv, MAST and PAMA, and still competitive with SANet and IEC.

TABLE II
EXECUTION TIME COMPARISON(IN SECONDS).

Method	512 px	1024 px
SANet	0.43	1.22
IEC	0.47	1.34
AdaConv	3.80	4.10
MAST	2.33	3.34
PAMA	0.77	1.75
Ours (Retinex)	0.59	1.42
Ours (CGPS)	0.12	0.25
Ours (total)	0.71	1.67

V. CONCLUSION

In this paper we propose a Retinex theory guided, channel-grouping based patch swap technique for arbitrary style transfer. Retinex decomposition helps generate more balanced binarization masks, channel-grouping strategy enlarges the original search space for swapping style patches, multi-scale style images and complementary fusion help improve visual qualities and suppress unexpected black areas of stylised results. The relative experiments show the proposed method generates more appropriate stylised results with competitive time consuming. We believe that the proposed channel-grouping strategy can be easily extended to other tasks that are related to computer vision. In future, we plan to apply




Fig. 12. Our method produce comparable stylised results when compared with other methods. Channel-grouping strategy controls the balance between textures and surfaces.

such a image decomposition and channel grouping strategies to image compression field.

Note that this paper is an extension of conference version appeared in International Conference on Image Processing (2020) [33]. Based on the former work, we replace the Gaussian filter with Retinex decomposition, generate multi-scale style images and adopt complementary fusion strategy to suppress black areas that the initial conference paper did not addressed. One drawback of our method is that one need to manually confirm whether the stylised result should be performed complementary fusion. For this work, designing a proper image aesthetic evaluation mechanism to automatically perform decision also is a topic suitable for future work.

REFERENCES

- [1] L. A. Gatys, A. S. Ecker, and M. Bethge, "A neural algorithm of artistic style," *arXiv preprint arXiv:1508.06576*, 2015.
- [2] A. Mordvintsev, C. Olah, and M. Tyka, "Inceptionism: Going deeper into neural networks," 2015.
- [3] J. Johnson, A. Alahi, and L. Fei-Fei, "Perceptual losses for real-time style transfer and super-resolution," in *European conference on computer vision*. Springer, 2016, pp. 694–711.
- [4] D. Ulyanov, A. Vedaldi, and V. Lempitsky, "Improved texture networks: Maximizing quality and diversity in feed-forward stylization and texture synthesis," in *Proceedings of the IEEE Conference on Computer Vision and Pattern Recognition*, 2017, pp. 6924–6932.
- [5] O. Frigo, N. Sabater, J. Delon, and P. Hellier, "Split and match: Example-based adaptive patch sampling for unsupervised style transfer," in *Proceedings of the IEEE Conference on Computer Vision and Pattern Recognition*, 2016, pp. 553–561.
- [6] T. Q. Chen and M. Schmidt, "Fast patch-based style transfer of arbitrary style," *arXiv preprint arXiv:1612.04337*, 2016.
- [7] L. Sheng, Z. Lin, J. Shao, and X. Wang, "Avatar-net: Multi-scale zero-shot style transfer by feature decoration," in *Proceedings of the IEEE Conference on Computer Vision and Pattern Recognition*, 2018, pp. 8242–8250.
- [8] D. Y. Park and K. H. Lee, "Arbitrary style transfer with style-attentional networks," in *2019 IEEE/CVF Conference on Computer Vision and Pattern Recognition (CVPR)*. IEEE, 2019, pp. 5873–5881.
- [9] Y. Yao, J. Ren, X. Xie, W. Liu, Y.-J. Liu, and J. Wang, "Attention-aware multi-stroke style transfer," in *Proceedings of the IEEE Conference on Computer Vision and Pattern Recognition*, 2019, pp. 1467–1475.
- [10] Y. Deng, F. Tang, W. Dong, W. Sun, F. Huang, and C. Xu, "Arbitrary style transfer via multi-adaptation network," in *Proceedings of the 28th ACM International Conference on Multimedia*, 2020, pp. 2719–2727.
- [11] S. Liu, T. Lin, D. He, F. Li, M. Wang, X. Li, Z. Sun, Q. Li, and E. Ding, "Adaattn: Revisit attention mechanism in arbitrary neural style transfer," in *Proceedings of the IEEE/CVF International Conference on Computer Vision*, 2021, pp. 6649–6658.

- [12] H. Chen, Z. Wang, H. Zhang, Z. Zuo, A. Li, W. Xing, D. Lu *et al.*, “Artistic style transfer with internal-external learning and contrastive learning,” *Advances in Neural Information Processing Systems*, vol. 34, 2021.
- [13] Y. Jing, Y. Yang, Z. Feng, J. Ye, Y. Yu, and M. Song, “Neural style transfer: A review,” *IEEE transactions on visualization and computer graphics*, 2019.
- [14] Y. Li, C. Fang, J. Yang, Z. Wang, X. Lu, and M.-H. Yang, “Universal style transfer via feature transforms,” in *Advances in neural information processing systems*, 2017, pp. 386–396.
- [15] X. Huang and S. Belongie, “Arbitrary style transfer in real-time with adaptive instance normalization,” in *Proceedings of the IEEE International Conference on Computer Vision*, 2017, pp. 1501–1510.
- [16] J. Cheng, A. Jaiswal, Y. Wu, P. Natarajan, and P. Natarajan, “Style-aware normalized loss for improving arbitrary style transfer,” in *Proceedings of the IEEE/CVF Conference on Computer Vision and Pattern Recognition*, 2021, pp. 134–143.
- [17] G. Ghiasi, H. Lee, M. Kudlur, V. Dumoulin, and J. Shlens, “Exploring the structure of a real-time, arbitrary neural artistic stylization network,” *arXiv preprint arXiv:1705.06830*, 2017.
- [18] Y. Jing, X. Liu, Y. Ding, X. Wang, E. Ding, M. Song, and S. Wen, “Dynamic instance normalization for arbitrary style transfer,” in *Proceedings of the AAAI Conference on Artificial Intelligence*, vol. 34, no. 04, 2020, pp. 4369–4376.
- [19] Z. Wang, L. Zhao, H. Chen, Z. Zuo, A. Li, W. Xing, and D. Lu, “Divswapper: towards diversified patch-based arbitrary style transfer,” *arXiv preprint arXiv:2101.06381*, 2021.
- [20] B. Samuth, D. Tschumperlé, and J. Rabin, “A patch-based approach for artistic style transfer via constrained multi-scale image matching,” in *2022 IEEE International Conference on Image Processing (ICIP)*. IEEE, 2022, pp. 3490–3494.
- [21] Y. Jing, Y. Mao, Y. Yang, Y. Zhan, M. Song, X. Wang, and D. Tao, “Learning graph neural networks for image style transfer,” in *Computer Vision—ECCV 2022: 17th European Conference, Tel Aviv, Israel, October 23–27, 2022, Proceedings, Part VII*. Springer, 2022, pp. 111–128.
- [22] H. Ding, G. Fu, Q. Yan, C. Jiang, T. Cao, W. Li, S. Hu, and C. Xiao, “Deep attentive style transfer for images with wavelet decomposition,” *Information Sciences*, vol. 587, pp. 63–81, 2022.
- [23] Y. Qu, Z. Shao, and H. Qi, “Non-local representation based mutual affine-transfer network for photorealistic stylization,” *IEEE Transactions on Pattern Analysis and Machine Intelligence*, vol. 44, no. 10, pp. 7046–7061, 2021.
- [24] D. H. Choi, I. H. Jang, M. H. Kim, and N. C. Kim, “Color image enhancement using single-scale retinex based on an improved image formation model,” in *2008 16th European Signal Processing Conference*. IEEE, 2008, pp. 1–5.
- [25] ———, “Color image enhancement based on single-scale retinex with a jnd-based nonlinear filter,” in *2007 IEEE International Symposium on Circuits and Systems*. IEEE, 2007, pp. 3948–3951.
- [26] Z.-x. Ji, Q. Chen, Q.-s. Sun, and D.-s. Xia, “Single-scale retinex image enhancement based on bilateral filtering,” *Microelectronics & Computer*, vol. 26, no. 10, pp. 99–101, 2009.
- [27] A. Zotin, “Fast algorithm of image enhancement based on multi-scale retinex,” *Procedia Computer Science*, vol. 131, pp. 6–14, 2018.
- [28] A. S. Parihar and K. Singh, “A study on retinex based method for image enhancement,” in *2018 2nd International Conference on Inventive Systems and Control (ICISC)*. IEEE, 2018, pp. 619–624.
- [29] L. Shen, Z. Yue, F. Feng, Q. Chen, S. Liu, and J. Ma, “Msr-net: Low-light image enhancement using deep convolutional network,” *arXiv preprint arXiv:1711.02488*, 2017.
- [30] C. Wei, W. Wang, W. Yang, and J. Liu, “Deep retinex decomposition for low-light enhancement,” *arXiv preprint arXiv:1808.04560*, 2018.
- [31] Y. Zhang, J. Zhang, and X. Guo, “Kindling the darkness: A practical low-light image enhancer,” in *Proceedings of the 27th ACM international conference on multimedia*, 2019, pp. 1632–1640.
- [32] K. Simonyan and A. Zisserman, “Very deep convolutional networks for large-scale image recognition,” *arXiv preprint arXiv:1409.1556*, 2014.
- [33] Y. Zhu, Y. Niu, F. Li, C. Zou, and G. Shi, “Channel-grouping based patch swap for arbitrary style transfer,” in *2020 IEEE International Conference on Image Processing (ICIP)*. IEEE, 2020, pp. 613–617.
- [34] L. I. Rudin, S. Osher, and E. Fatemi, “Nonlinear total variation based noise removal algorithms,” *Physica D: nonlinear phenomena*, vol. 60, no. 1–4, pp. 259–268, 1992.
- [35] T.-Y. Lin, M. Maire, S. Belongie, J. Hays, P. Perona, D. Ramanan, P. Dollár, and C. L. Zitnick, “Microsoft coco: Common objects in context,” in *European conference on computer vision*. Springer, 2014, pp. 740–755.
- [36] S. Y. Duck., “Painter by numbers,” <https://www.kaggle.com/c/painter-by-numbers>, 2016.
- [37] J. Huo, S. Jin, W. Li, J. Wu, Y.-K. Lai, Y. Shi, and Y. Gao, “Manifold alignment for semantically aligned style transfer,” in *Proceedings of the IEEE/CVF International Conference on Computer Vision*, 2021, pp. 14 861–14 869.
- [38] X. Luo, Z. Han, and L. Yang, “Progressive attentional manifold alignment for arbitrary style transfer,” in *Proceedings of the Asian Conference on Computer Vision*, 2022, pp. 3206–3222.
- [39] P. Chandran, G. Zoss, P. Gotardo, M. Gross, and D. Bradley, “Adaptive convolutions for structure-aware style transfer,” in *Proceedings of the IEEE/CVF Conference on Computer Vision and Pattern Recognition*, 2021, pp. 7972–7981.