

Human-AI Interactions and Societal Pitfalls

Francisco Castro, Jian Gao

Anderson School of Management, UC Los Angeles, Los Angeles, CA 90024, francisco.castro@anderson.ucla.edu,
jian.gao.phd@anderson.ucla.edu

Sébastien Martin

Kellogg School of Management, Northwestern University, Food Plains, IL 60208, sebastien.martin@kellogg.northwestern.edu

Abstract. When working with generative artificial intelligence (AI), users may see productivity gains, but the AI-generated content may not match their preferences exactly. To study this effect, we introduce a Bayesian framework in which heterogeneous users choose how much information to share with the AI, facing a trade-off between output fidelity and communication cost. We show that the interplay between these individual-level decisions and AI training may lead to societal challenges. Outputs may become more homogenized, especially when the AI is trained on AI-generated content, potentially triggering a homogenization death spiral. And any AI bias may propagate to become societal bias. A solution to the homogenization and bias issues is to reduce human-AI interaction frictions and enable users to flexibly share information, leading to personalized outputs without sacrificing productivity.

Key words: Human-AI interaction, Bayesian model, Homogenization, Bias

1. Introduction

Generative artificial intelligence (AI) systems, particularly large language models (LLMs), have improved at a rapid pace. For example, ChatGPT showcased its advanced capacity to perform complex tasks and human-like behaviors (OpenAI 2023b), reaching 100 million users within two months of its 2022 launch (Hu 2023). This progress is not limited to text generation, as demonstrated by other recent generative AI systems such as Midjourney (Midjourney 2023) (a text-to-image generative AI) and GitHub Copilot (GitHub 2023) (an AI pair programmer that can autocomplete code). Eloundou et al. (2023) estimated that about 80% of the U.S. workforce could be affected by the introduction of LLMs, and 19% of the workers may have at least 50% of their tasks impacted. In a typical workflow, users communicate their preferences by prompting an AI, making them more productive by generating content in seconds. For example, Noy and Zhang (2023) highlighted that ChatGPT can substantially improve productivity in writing tasks, and GitHub claims that Copilot increases developer productivity by up to 55% (Kalliamvakou 2023).

However, content generated with the help of AI is not always the same as content generated without AI. The boost in productivity may come at the expense of users' idiosyncrasies, such as personal style and tastes, which are preferences we would naturally express without AI. To let users express their preferences, many AI systems have ways to incorporate user feedback, often involving natural interactions (e.g., ChatGPT), and users can always review and edit the AI-generated output themselves. Users can therefore choose the extent to which they want to personalize the AI output. While adding personalization can improve fidelity, it also requires extra time and effort — potentially reducing productivity. Consider a simple example where

we use ChatGPT to generate an abstract for this paper. Figure 1 shows that ChatGPT’s output with no information about our preferences was well-written and functional. However, it does not reflect our personal preferences when writing an abstract; the output is too long, it doesn’t mention the type of model we use, and some sentences are overly verbose for our taste. To better match our style, we could provide more information by articulating a more detailed prompt (the second prompt in Figure 1). This also yields a functional outcome, perhaps closer to our writing style. If we were to put more effort and time into this process (e.g., iterating on the prompt or adding manual edits), we could obtain a result even closer to what we would have done without AI. In essence, users’ time and effort to convey information about their desired outcome to an AI can enhance the output’s alignment with their preferences, albeit at the expense of additional work.

In this work, we explore the trade-off between AI output fidelity — how closely the AI matches a user’s personal style and preferences — and communication cost, which measures the effort required for users to guide the AI’s output to their liking.¹ We focus on scenarios where users already know how to complete the task (e.g., researchers writing abstracts or software engineers writing code) and where the AI produces functionally correct content. Our focus is not on traditional quality metrics (such as grammar or absence of typos) but on the effort that goes into articulating users’ preferences (e.g., how much context, instructions, or examples a user must communicate) so that the output closely matches their taste.

When making individual choices based on their preferences, users may respond to this trade-off differently. Those who relate more to the AI’s default tone/output would need to communicate only minimally with the AI to achieve high fidelity. For some of these users, it may not be worth it to exhaustively share their preferences with the AI, and they will be content with the AI (partially) “choosing” for them. Others, with preferences that are far from typical AI outputs, may choose to input more information — bringing the AI’s output closer to what they would have done by themselves. However, the extra effort could mean that some of these users abandon AI use entirely.

We are interested in the potential societal consequences — in terms of diversity of content and bias — of these choices. First, content generated with AI assistance can become, on average, *homogenized* toward the AI’s default outputs — which are themselves partially influenced by the design and training choices of an AI company. For example, using reinforcement learning from human feedback (RLHF) (Kinsella 2023), ChatGPT has been tuned to have a specific tone and language. If students use ChatGPT’s help for their homework, their writing style may be influenced by ChatGPT’s. Second, AIs are built by a few but used by many, and there is a risk that any AI bias could turn into a *societal bias*. The AI training process may involve censoring (e.g., the choice of the dataset) and human input (e.g., RLHF), which could intentionally or unintentionally lead to bias. For example, some studies discuss ChatGPT’s inclination towards left-leaning

¹ The importance and the associated costs of communicating with AIs have given rise to a new profession called prompt engineering (Mok 2023), and spurred the creation of novel marketplaces like PromptBase (URL: <https://promptbase.com/>).

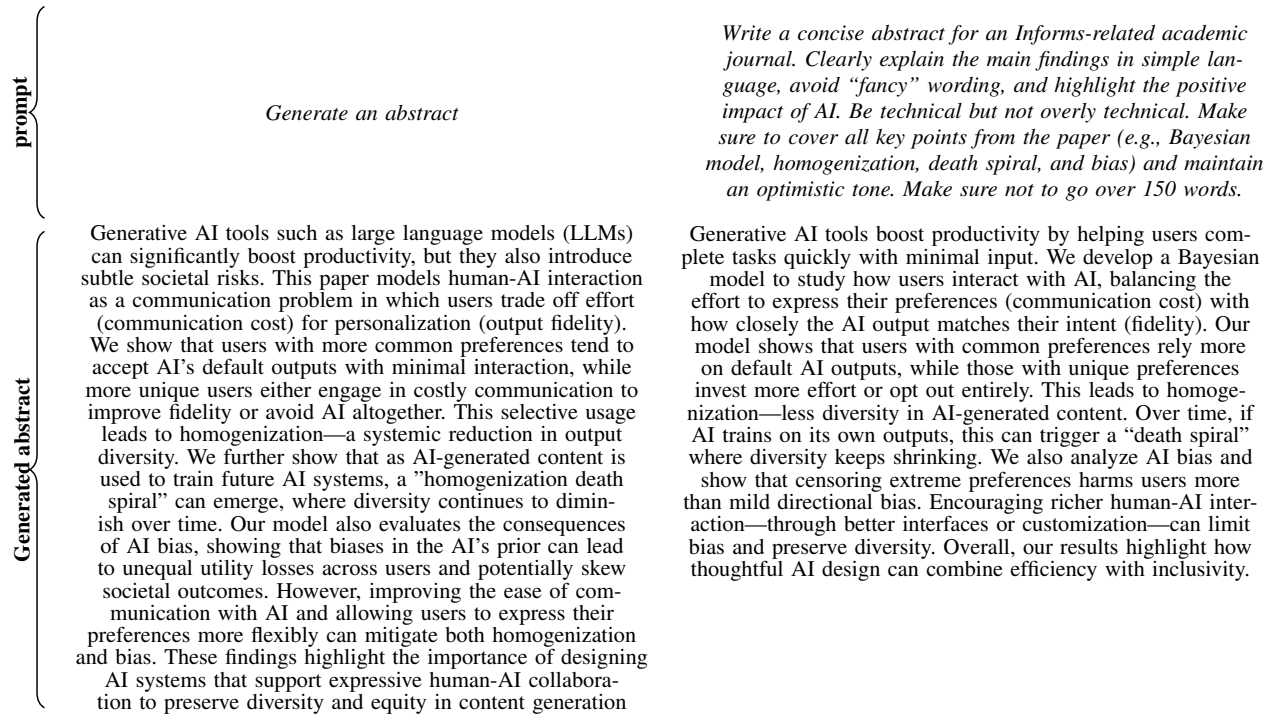


Figure 1 Two abstracts of this paper generated using ChatGPT GPT-4o. We provided a PDF version of this paper (without our current abstract) together with the two prompts (in two separate chats).

political stances (Hartmann et al. 2023, Rozado 2023, Motoki et al. 2023) and xAI’s Grok was prompted to have specific political beliefs.² All in all, due to the benefits of increased productivity and the balance between output fidelity and communication costs, when working with AI, users could willingly produce less diverse content that is vulnerable to potential AI biases.

We propose a Bayesian model to study output homogenization and bias that can arise from human-AI interactions. For a given task, a rational user (she) can share information with an AI with the intention of producing an output that aligns with her heterogeneous preferences. The AI knows the distribution of preferences in the population and uses a Bayesian update to generate an output with maximum expected fidelity given the information shared by users. Users choose the amount of information they share to minimize their expected utility loss, defined as the cost of communication plus the fidelity loss from the AI’s output.

When solving a user’s optimal decision, we find that her use of AI depends on how “unique” her preference is. Users with more common preferences simply accept the default output, avoiding any communication costs at the expense of a small fidelity mismatch. In contrast, users with more unique preferences share information with the AI to reduce fidelity error, albeit at a higher communication cost. For the most unique users, the increase in the cost of communicating their preferences exceeds the fidelity gains, and hence, they simply perform the task themselves. We highlight a non-obvious effect: the users who “lose

² see <https://www.nytimes.com/2025/05/16/technology/xai-elon-musk-south-africa.html>

their voice” the most with the introduction of AI are not the ones with the most common or the most extreme preferences, but the others. To formalize the homogenization effect, we prove that any output resulting from human-AI interactions is less unique than what a user would have done without AI. This is confirmed at the population level, where the AI-generated output distribution has a lower variance than the users’ preference distribution.

Perhaps more surprisingly, this phenomenon can be exacerbated when AI-generated content is used to train the next generation of AI. To capture this, we consider a multi-period version of our model in which the output distribution becomes the new AI prior. We show that the users’ rational decisions and the AI’s training process can mutually reinforce each other, leading to a homogenization “death spiral.” As users interact with an AI trained on more homogenized content, it may become harder to steer it towards specific tastes. Doing so may not be worth some users’ effort anymore, exacerbating homogenization over time.

We show that the human side of the interaction can mitigate the risk of a homogenization spiral through three mechanisms: (i) human-AI interaction efficiency, (ii) human choice, and (iii) human information provision. (i) Simplifying human-AI interaction can serve as a counterforce to the death spiral and increase output diversity by encouraging users to share more informative signals for the same level of effort. (ii) Human choice introduces complex dynamics. Users who wish to remain unique may opt out of using AI altogether, attenuating the homogenization spiral. Others may respond to a more homogenized AI by sharing more information, also attenuating the effect. We demonstrate that the interplay between increasing homogenization and user choices can lead to cyclical behavior: homogenization intensifies until users react, introducing more diversity, which temporarily alleviates the spiral — until it begins again. (iii) If the AI becomes more homogenized, humans can respond by increasing their effort (i.e., sharing more information) to ensure high fidelity, thereby slowing the homogenization spiral. This mechanism of human information provision plays a critical role in preserving diversity. We show that when users fail to flexibly adapt the information they share with the AI, outcomes can become increasingly homogenized, potentially resulting in a severe loss of diversity in AI-generated content.

We also study the effects of AI bias, identifying who benefits or loses when using an AI model that does not accurately reflect the population’s preference distribution. At the population level, the censoring type of bias (e.g., biasing against the more unique preferences) negatively impacts the population utility as a whole, especially users with uncommon preferences who rely on AI interactivity the most. This may seem counterintuitive, as we might assume that the majority with common preferences would benefit from censorship. Yet, our findings reveal that the benefits for this majority are marginal, while the harm to the minority with unique preferences is substantial, leading to an overall loss in the population utility. On the other hand, directional biases (e.g., a slightly left-leaning AI) are not as harmful in terms of utility, but any directional bias will influence the users’ chosen output, despite users actively trying to remove this bias. This means that AI bias can propagate and become societal bias, implying that AI companies may have

significant influence on the content we produce. On the positive side, users' interactions with the AI partially counter the effects of bias, further highlighting the need to consider human decisions to fully understand the impact of generative AI.

Our results suggest that tasks that are either hard to do without AI (e.g., image generation using Midjourney or Sora) or for which speed is particularly important (e.g., stylistic writing choices using Grammarly) are especially sensitive to the risks of homogenization and bias. However, our research also demonstrates that creating systems that facilitate human-AI interactions and information provision can significantly limit these risks and preserve the population's preference diversity (e.g., OpenAI has experimented with custom instructions (OpenAI 2023a), user-personalization, and voice-based interactions (OpenAI 2023c), lowering the effort needed to personalize the AI output).

The rest of the paper is structured as follows. In Section 2, we discuss related literature. Section 3 introduces our Bayesian model of human-AI interaction, and Section 3.1 discusses its limitations and provides an expanded comparison to prior research. In Section 4, we characterize how users interact with AI and analyze the resulting homogenization issue. Section 5 introduces the homogenization death spiral, discussing its drivers, consequences, and possible mitigation strategies. We perform robustness checks on some modeling assumptions in Section 5.3. We then address the issue of AI bias in Section 6 and conclude in Section 7. All proofs are provided in the Appendix and the Online Supplement.

2. Literature review

Related studies on homogenization and bias. Aligned with our theoretical findings, recent empirical studies indicate that generative AI may reduce the diversity of outputs. For instance, in the context of making short stories, Doshi and Hauser (2024) provide experimental evidence showing that while working with generative AI can improve the creativity of written content, it can also substantially increase the similarity of stories compared to those written by humans only (see also Wang et al. (2023), Anderson et al. (2024) and Padmakumar and He (2024)). Shumailov et al. (2023) observe that the tails of the original content distribution disappear when AIs are successively trained from AI-generated content (they call it model collapse), while Bommasani et al. (2022) demonstrate that algorithmic systems built on the same data or models tend to homogenize outcomes. Moreover, in the context of recommendation systems, Chaney et al. (2018) use simulation to show that a feedback loop, where a recommendation system is trained on data from previous algorithmic recommendations, may homogenize user behavior.

The issue of bias in generative AI has been studied from different perspectives. For example, Rozado (2023) implemented 15 different political orientation tests on ChatGPT. The author found that ChatGPT's answers manifested a preference for left-leaning opinions in 14 of the 15 tests (see also Hartmann et al. (2023) and Motoki et al. (2023)). Bhat et al. (2023) discovered that people may incorporate AI suggestions into their writing, even when they disagree with the suggestions overall. Similarly, Jakesch et al. (2023)

showed that biased language models could influence the opinions expressed in people's writing and shift their viewpoints.

A unique aspect of our study is that it accounts for the interplay between human incentives and AI, providing a modeling and theoretical framework to understand how homogenization, bias, and death spiral effects may emerge. As such, we complement the empirical literature on homogenization and bias by elucidating potential drivers — namely, the mechanisms through which the fidelity–communication cost trade-off is resolved.

Related studies on human-AI interaction. Our paper relates to recent modeling studies on human-AI interaction (Agrawal et al. (2018)). A stream of work in this space considers AIs as a support tool for decision-makers that help improve different measures of performance, e.g., accuracy or value. de Véricourt and Gurkan (2023) study a setting in which a human agent supervises an AI to make high-stakes decisions. They show that the agent may be subject to a verification bias and, in turn, hesitate forever whether the AI performs better than the agent because the agent can overrule the AI before observing the correctness of the AI's predictions. Boyacı et al. (2023) consider a situation in which a human agent has to spend a cognitive cost collecting information in a decision process, whereas an AI can provide him with some additional information without cognitive cost. They show that the AI input can improve the overall accuracy of human decisions but may incur a higher propensity for certain types of errors. McLaughlin and Spiess (2023) consider the risks that algorithmic recommendations, when regarded as default actions, can have on the preferences and, ultimately, on the decisions of a decision maker, showing that withholding algorithmic recommendations can improve decision making. We refer the reader to Dai and Singh (2023) for a related study in the context of healthcare and to Bastani et al. (2022) for experimental evidence on how interpretable reinforcement learning algorithms can improve human performance in sequential decision-making.

Another stream of literature on human-AI interaction considers how human input can alter AI output. Ibrahim et al. (2021) studies strategies to elicit human judgment to improve algorithm-based predictions. They show that instead of a direct forecast from humans, eliciting the extent to which an algorithm's forecast should be adjusted leads to better forecasting accuracy. In an empirical study of human-algorithmic demand forecasting, Balakrishnan et al. (2025) examine a type of bias in which individuals average their own prediction (informed by private information) with the algorithm's. They find that this naïve weighting behavior is suboptimal and that feature transparency can help individuals to better adjust an algorithm's forecasts based on their private information. Chen et al. (2022) study the benefits of augmenting algorithmic decisions, such as pricing and forecasting, with human input in the form of guardrails. They conclude that with a large dataset, human augmentation offers no benefits; however, model specification or data contamination can make human guardrails valuable.

Our work combines and complements the aforementioned perspectives on human-AI interactions. In our setting, users use AI as a supportive tool to efficiently complete tasks at reduced costs. Additionally, users

provide costly informative signals to the AI, which the AI then leverages to update its prior beliefs and generate functional outputs. That is, we explicitly model how humans can optimally choose how to influence AI outputs (via a signal and a Bayesian update) that they subsequently utilize. This new perspective, in turn, enables us to analyze homogenization and bias as a byproduct of human-AI interactions.

Related studies on generative AI. With the increasing popularity of ChatGPT, there is growing interest across different fields in understanding its impact on people’s lives, such as labor markets (Eloundou et al. 2023), marketing (Brand et al. 2023), healthcare (Sallam 2023), customer care (Yu et al. 2022), among others. Several studies use empirical analysis to investigate the benefits of generative AI and its comparative performance relative to humans. For instance, Binz and Schulz (2023) tested GPT-3 with some experiments from the cognitive psychology literature. They find that GPT-3 can solve many of those tasks well and even sometimes outperform humans’ performance. Noy and Zhang (2023) show that ChatGPT can substantially improve productivity in mid-level professional writing tasks. While these productivity gains are often seen as a natural benefit of using generative AI, our study also adds a different concern: its widespread use may shape society’s output in unintended ways, contributing to homogenization and bias.

Related studies on the modeling approach. The way we model the human-AI interaction shares similarities with the frameworks of information design (Kamenica and Gentzkow 2011a), costly persuasion (Gentzkow and Kamenica 2014), the theory of rational inattention (Sims 2003), as well as the interpretation of LLMs with Bayesian inference (Wei et al. 2021, Xie et al. 2022). The user’s decision is modeled similarly to an information design process (Alizamir et al. 2020, de Véricourt et al. 2021). The sender (i.e., the user) sends a signal to the receiver (i.e., the AI) to inform the receiver about a true state (i.e., the user’s preference). The utility of the sender is determined by the receiver’s decision (i.e., the AI’s output). Additionally, we employ the framework of costly persuasion (Gentzkow and Kamenica 2014) and the theory of rational inattention (Sims 2003, Matějka and McKay 2015) to model the user’s communication cost when sending the signal. In particular, we follow the standard way in the literature to model the cost of information as the expected reduction in entropy. This assumption can also be found in other modeling papers, such as the cognitive cost defined in Boyacı et al. (2023). Note that we define the reduction in entropy relative to the population distribution of users’ preferences rather than the AI’s prior (see Section 3). As Gentzkow and Kamenica (2014) suggest, entropy reduction can be measured relative to any proper fixed reference belief. Using the population distribution as our reference belief highlights that communication cost depends on how difficult it is to distinguish one user’s preference from others, independently of the AI’s prior. Furthermore, we model the AI’s behavior as a Bayesian inference (Wei et al. 2021, Xie et al. 2022). For instance, Xie et al. (2022) interpret that the in-context learning of an LLM can be viewed as an implicit Bayesian inference. The prior of the LLM is formulated during training. Conditional on a prompt, the LLM characterizes a posterior distribution to make an output.

3. Model Setup

We use a Bayesian framework akin to Kamenica and Gentzkow (2011b) to represent the process of working with a generative AI to increase user productivity. There is a known task (e.g., writing an abstract), and different users have different preferences, corresponding to their idiosyncratic tastes for the task output. While users could complete the task by themselves at a cost, they may choose to work with an AI. The AI “knows” the population’s distribution of users’ preferences (through its training) and can generate a functional output. Users can share information with the AI about their specific preferences for the task, which will, in turn, help the AI produce an output with varying degrees of *fidelity* — a measure of how close the output is to what a user would have done without the AI. However, sharing information requires effort, which entails a *communication cost*. When working with the AI, users must choose how much information they share (through prompting, rewriting, etc) to balance the loss of fidelity and the cost of communication.

Formally, there is a continuum of users of type $\theta \in \Theta$, denoting a user’s specific *preference* about how to complete the task. We let $\Theta = \mathbb{R}$ and assume that the distribution of user preferences across the population is normal with mean μ_p and standard deviation σ_p , with density $\pi_p(\cdot)$.³ The AI has a prior belief $\pi_A(\cdot)$ of the population distribution of preferences, which is normally distributed with mean μ_A and standard deviation σ_A . To capture that the AI has been trained on a representative dataset, we assume that the AI’s prior is exactly the population distribution, $\pi_p(\cdot) \equiv \pi_A(\cdot)$ (this assumption is relaxed in Section 6 to study the effects of a biased AI).

A user θ chooses a signal $\{\pi(\cdot|\theta')\}_{\theta' \in \Theta}$ —a mechanism to communicate her preference for how to complete the task. We assume that the signal follows a normal distribution centered on the true preference θ and with variance σ_U^2 , i.e., $\pi(s|\theta) = \frac{1}{\sigma_U} \phi\left(\frac{s-\theta}{\sigma_U}\right)$ where $\phi(\cdot)$ is the density of a standard normal distribution. σ_U is a parameter that characterizes the user’s choice of the signal and will be directly mapped to the amount of information shared. The AI then observes a signal realization $s \in \Theta$ and the signal itself and forms a posterior using Bayes’s rule

$$\pi_A(\theta|s) = \frac{\pi(s|\theta)\pi_A(\theta)}{\int_{\Theta} \pi(s|\theta)\pi_A(\theta)d\theta}. \quad (1)$$

Once the AI forms a posterior, it aims to return an output with maximal *fidelity*, i.e., minimizing the expected discrepancy $(\hat{\theta} - \theta)^2$ (the “fidelity error”) between the true preference θ and the AI output $\hat{\theta}$:

$$\theta_A(s, \sigma_U) \triangleq \arg \min_{\hat{\theta}} \mathbb{E}_{\pi_A(\cdot|s)} \left[(\hat{\theta} - \theta)^2 \right] = \mathbb{E}_{\pi_A(\cdot|s)} [\theta] = \frac{\sigma_A^2}{\sigma_A^2 + \sigma_U^2} \cdot s + \frac{\sigma_U^2}{\sigma_A^2 + \sigma_U^2} \cdot \mu_A, \quad (2)$$

that is, $\theta_A(s, \sigma_U)$ is a weighted average between the signal realization and the prior mean (Berger 1985).

³ A user’s preferences should be represented by a high-dimensional space. However, restricting to one dimension makes the model more amenable to analysis while preserving its interpretability: we will view θ as a specific *feature* of a user’s preferences.

Given the AI's output for different signals, a user with preference θ chooses a signal that minimizes his expected utility loss from interacting with the AI:

$$\min_{\sigma_U \geq 0} \{ \mathcal{E}(\theta, \sigma_U) + \lambda \mathcal{I}(\sigma_U) \}, \quad (\mathcal{P}_\theta)$$

where the first term, $\mathcal{E}(\theta, \sigma_U)$, is the expected *fidelity error* and the second term, $\lambda \mathcal{I}(\sigma_U)$, is the expected *communication cost* (both will be formalized next). We term the parameter $\lambda > 0$ as the cost of human-AI interactions, it can be interpreted as the minimum fidelity improvement that is worth a unit of effort. It is low when it is time-efficient and easy to communicate preferences to the AI (e.g., when using the advanced user personalization features of ChatGPT (OpenAI 2023c)) or when users care a lot about fidelity and are willing to invest time for it (e.g., an artist or writer). We use $\mathcal{L}(\theta, \sigma_U) = \mathcal{E}(\theta, \sigma_U) + \lambda \mathcal{I}(\sigma_U)$ to denote the expected utility loss for a user θ choosing a signal characterized by σ_U , and $\sigma_U^*(\theta)$ to denote the optimal signal choice that solves (\mathcal{P}_θ) .

The expected fidelity error of user θ given a choice of signal parametrized by σ_U is then:

$$\mathcal{E}(\theta, \sigma_U) \triangleq \mathbb{E}_{\pi(\cdot|\theta)} [(\theta_A(s, \sigma_U) - \theta)^2].$$

To measure the expected communication cost of a user, we follow standard assumptions in the rational inattention (Sims 2003, Matějka and McKay 2015) and costly persuasion (Gentzkow and Kamenica 2014) literature. In particular, we assume the expected communication cost of a signal to be proportional to the induced expected reduction in the uncertainty of the user's preference relative to the population distribution:

$$\mathcal{I}(\sigma_U) \triangleq \mathcal{H}(\theta) - \mathbb{E}[\mathcal{H}(\theta|s)] = \left[\ln(\sigma_p \sqrt{2\pi e}) - \ln \left(\sqrt{\frac{\sigma_p^2 \sigma_U^2}{\sigma_p^2 + \sigma_U^2}} \sqrt{2\pi e} \right) \right] = -\frac{1}{2} \ln \left(\frac{\sigma_U^2}{\sigma_p^2 + \sigma_U^2} \right),$$

where $\mathcal{I}(\sigma_U)$ is the mutual information, and $\mathcal{H}(\cdot)$ denotes the differential entropy.

Sharing the exact value of θ ($\sigma_U = 0$) requires an *infinite* amount of information, $\mathcal{I}(0) = +\infty$ (as an infinite amount of information is needed to define a real number with arbitrary precision). In this case, the AI outputs θ and $\mathcal{E}(\theta, 0) = 0$. Conversely, providing an uninformative signal about θ ($\sigma_U \rightarrow +\infty$) requires no information, $\mathcal{I}(+\infty) = 0$. The AI outputs μ_A , and $\mathcal{E}(\theta, +\infty) = |\mu_A - \theta|^2$. Since, in this case, the signal is not informative, we say that μ_A is the *default output*.

In addition to completing the task with AI, a user may decide to complete the task on her own, incurring no fidelity error. However, manual work takes time, which we model as a fixed utility cost $\Gamma > 0$ that depends on the task but is the same for everyone. The user will choose the option that minimizes the expected utility loss: we define the optimal output θ^* of a user θ and the corresponding expected utility loss $\mathcal{L}^*(\theta)$ as

$$\theta^* \triangleq \begin{cases} \theta_A(s, \sigma_U^*(\theta)), & s \sim \pi(\cdot|\theta) & \text{if } \mathcal{L}(\theta, \sigma_U^*(\theta)) \leq \Gamma \\ \theta & \text{otherwise} \end{cases} \quad \text{and} \quad \mathcal{L}^*(\theta) \triangleq \min(\mathcal{L}(\theta, \sigma_U^*(\theta)), \Gamma). \quad (3)$$

Therefore, θ^* corresponds to an output that is either purely AI generated (if $\mathcal{L}(\theta, \sigma_U^*(\theta)) \leq \Gamma$ with $\sigma_U^*(\theta) = +\infty$), purely human generated (if $\mathcal{L}(\theta, \sigma_U^*(\theta)) > \Gamma$), or the result of a human-AI interaction (otherwise). In what follows, we will use $\mathcal{I}^*(\theta)$ to denote $\mathcal{I}(\sigma_U^*(\theta))$ and $\mathcal{E}^*(\theta)$ to denote $\mathcal{E}(\theta, \sigma_U^*(\theta))$.

3.1. Discussion of the Model

In this subsection, we discuss our modeling choices. We begin by distinguishing between fidelity and quality. Next, we explain how our framework fits within the Bayesian Persuasion literature. Finally, we comment on users interaction with the AI, the role of stochasticity in AI outputs, and users rational behavior.

Each value of θ represents a specific user preference, corresponding to a distinct and functional way of completing the task. As mentioned in Section 1, we do not evaluate θ from a “quality” perspective. Rather, it represents an idiosyncratic user taste (e.g., political orientation or preferred vocabulary), and we care about how closely it aligns with a user’s actual preference. That is, we focus on situations where output quality is not a concern, since both the AI and the user are capable of generating a suitable output on their own. This allows us to center our analysis on the impact of AI on the diversity and bias of human output, rather than on the separate question of whether AI does a “better job” at creating content than humans. In our model, larger values of $|\theta|$ correspond to more extreme or rare preferences in the population, and thus to outputs that are less likely to be produced by humans or generated by the AI. This can significantly influence human behavior, as users with less frequent preferences must incur a higher communicate cost to achieve suitable fidelity.

Our model of human-AI interaction is similar to the Sender–Receiver framework in the Bayesian Persuasion literature (Kamenica and Gentzkow 2011b). A key difference, however, is that in our setting, the human (Sender) chooses a signal after observing her type (the state of the world), whereas in the canonical Bayesian Persuasion model, Sender typically commits to a signal before the state is realized.

In the usual Bayesian Persuasion setup, the signal represents the mechanism or experiment the Sender uses to (partially) reveal the state of the world, and the realization is the outcome of that process. In our model, the signal results from the decision about how much effort (e.g., the amount of time spent in human-AI interaction, through longer prompts, back-and-forth conversations with AI, or direct editing) a user invests in articulating her preference. This decision is captured in our framework by the choice of $\sigma_U^*(\theta)$. The realization of the signal then corresponds to the actual meaning conveyed. This may deviate from the user’s true preference due to noise, as a limited interaction does not allow the user to fully convey what she truly wants, but more informative signals (i.e., smaller values of $\sigma_U^*(\theta)$) will tend to have realizations closer to the true preference θ .

Given the signal, its realization, and the AI’s general knowledge of the population’s preference distribution, the AI output aligns as closely as possible with the user’s preference. If the user chooses a more precise signal, the AI’s output is more likely to be closer to her true preferences. We make three comments.

First, although users typically interact with an AI incrementally, our framework encapsulates these repeated interactions in one step by focusing on the total amount of information transmitted and the final AI output. This means that our model is not only meant to represent a one-shot interaction with AI (e.g., a

prompt to ChatGPT) but rather abstracts away the entire interaction process (e.g., a full conversation with ChatGPT, manual edits, etc.) by focusing on the actual information transmitted to the AI.

Second, an AI’s output is typically stochastic in practice, and AI models can make mistakes. In our model, we instead assume that the AI is “perfect,” in the sense that it knows perfectly the distribution of user preferences and is able to select the best output (in expectation) given the user information. This is useful for simplicity, and also to show that homogenization and bias are not only due to AI imperfections, as it is sometimes described (Shumailov et al. 2023), but rather to the strategic behavior of users who will limit the information they share to save time. However, we note that we could instead modify our model to sample outcomes from the AI’s posterior $\pi_A(\cdot|s)$ to add output stochasticity. This sampling approach would increase the fidelity error for a given amount of information, thus reducing the homogenization issue (akin to a lower value of λ). However, it would not eliminate it entirely.

Third, we assume that users know the AI prior and are able to anticipate the expected fidelity error and communication costs. Again, this is useful as we can then show that the negative effects we uncover are a consequence of the users’ strategic behavior rather than their limitations and lack of understanding of AI. This assumption is more realistic for experienced users who have had repeated interactions with the AI. In addition, we assume that users commit ex-ante to using AI or working manually. This aligns with users having experience interacting with the AI and outputs being functional. Nevertheless, there could be situations where it would make sense to first try the AI and then revert to manual work if the realized outcome is suboptimal. Because this situation adds complexity to the model and is not essential for our core findings, we only cover it in Section 5.3.

The next simple example helps to interpret our framework.

EXAMPLE 1 (NEWS ARTICLE). A journalist wants to write an article about a piece of news and plans to use an LLM (e.g., ChatGPT) to work faster. We represent the journalist’s political orientation by θ . For example, if $\theta > \mu_p$, the journalist is more right-leaning than the average journalist.

Using AI can speed up her writing process, but it may result in an article that does not precisely reflect her true orientation. The journalist has a process of interacting with AI (combining custom prompts, back-and-forth with ChatGPT, manual edits, etc.) that she perfected to strike the right balance between the time it takes her (effort) and how the output fits her taste (fidelity).

If the article is breaking news and the task is especially urgent (i.e., λ is large), the journalist will invest less time in the human-AI interaction. The outcome is therefore more influenced by the LLM’s default choices. If the journalist has more time (i.e., λ is low), she may carefully edit the article more and collaborate with the AI for longer to have an output that better fits her preferences. She may also anticipate that this process will be so time-consuming that she will prefer to write the article without the AI’s help. However, this will also take time, corresponding to a utility cost by Γ .

4. Human-AI Interactions and Homogenization

A consequence of our model is that different users may interact with the AI differently, sharing varying amounts of information about their preferences or even choosing not to use the AI. We first describe these individual-level choices and then study their implied aggregated consequences and how to mitigate them.

4.1. Heterogeneous Use of AI and Regression towards the Mean

In Proposition 1, we study the properties of the solution (Lemma 1 in Appendix A provides a closed-form solution for $\sigma_U^*(\theta)$) and show how a user’s optimal choice depends on her *uniqueness*—the distance of her preference to the population mean, $d(\theta) \triangleq |\theta - \mu_p|$.

PROPOSITION 1 (Heterogeneous Use of AI). *Under users’ optimal signals, the following properties hold:*

1. *More unique users have a higher utility loss: $\mathcal{L}^*(\theta)$ increases in $d(\theta)$.*⁴
2. *More unique users interact more with the AI (if they choose to use it): $\mathcal{I}^*(\theta)$ increases in $d(\theta)$.*
3. *Users work with AI if they are below a uniqueness threshold τ_a : $d(\theta) \leq \tau_a \Leftrightarrow \mathcal{L}(\theta, \sigma_U^*(\theta)) \leq \Gamma$.*
4. *Users that work with AI are characterized by another uniqueness threshold $\tau_d \leq \tau_a$ such that:*
 - (a) *If $d(\theta) \leq \tau_d$, users choose an uninformative signal ($\mathcal{I}^*(\theta) = 0$, default AI output) and their fidelity error $\mathcal{E}^*(\theta)$ increases with their uniqueness $d(\theta)$.*
 - (b) *If $d(\theta) > \tau_d$, users choose an informative signal ($\mathcal{I}^*(\theta) > 0$) and their fidelity error decreases with their uniqueness.*

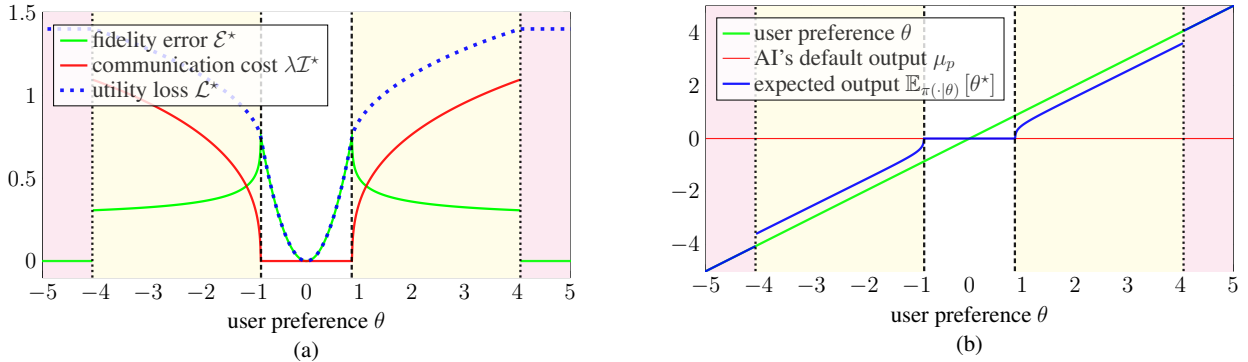


Figure 2 The black dashed vertical lines are at $d(\theta) = \tau_d$, and the black dotted vertical lines are at $d(\theta) = \tau_a$. The white region indicates the users who choose the default output; the yellow region indicates those who send information to the AI; the red region indicates those who do not use AI. We use $\mu_p = 0, \sigma_p = 1, \lambda = 1, \Gamma = 1.4$.

Proposition 1 establishes that users with more “common” preferences have a utility advantage (Item 1) and choose to provide a less informative signal to the AI (Item 2). By being close to the population’s mean preference, a user can experience a low fidelity error even after providing a relatively uninformative signal.

⁴ All references to “increasing” or “decreasing” functions are meant in a weak sense (i.e., “non-decreasing”).

The proposition also suggests that there are a total of three types of users. The most common users, with $d(\theta) \leq \tau_d$ (Item 4a), accept the default output of the AI, μ_A , and have zero communication cost, but their fidelity error rapidly increases as they become more unique (white region in Figure 2 (a)). Users with $d(\theta) > \tau_d$ choose to interact with the AI (Item 4b), which reduces their fidelity error at the expense of communication cost (Item 2) as illustrated in Figure 2 (a). Interacting with the AI eventually reaches such high communication costs for the most unique users, $d(\theta) > \tau_a$ (Item 3), that the no-AI option becomes preferable (red region in Figure 2 (a)).

Many users have a positive fidelity error, so the AI's output does not align perfectly with a user's preference. The next proposition shows that this misalignment occurs in a specific way: on average, a user's output θ^* tends to revert toward the population's mean preference.

PROPOSITION 2 (Regression Towards the Mean). *The expected chosen output $\mathbb{E}_{\pi(\cdot|\theta)}[\theta^*]$ of any user θ is closer to the population's mean than to her preference: $|\mathbb{E}_{\pi(\cdot|\theta)}[\theta^*] - \mu_p| \leq |\theta - \mu_p|$. Moreover, the inequality is strict for almost all users that use the AI, $d(\theta) < \tau_a$ and $\theta \neq \mu_p$.*

We illustrate this result in Figure 2 (b). The output of the most common users directly reverts to the mean; recall from Proposition 1 that these users provide an uninformative signal and accept the AI's default output. For more unique users, their interaction with the AI mitigates the regression towards the mean in the AI's output. However, due to the high cost of communication, it does not completely vanish. The mean reversion disappears only for those very unique users who choose to complete the task by themselves. Interestingly, the figures show that people whose output changes the most with AI are not the ones with the most common or the most unique preferences, but the ones with "slight preferences" (peak of the green curve in Figure 2 (a)). For them, the default AI output is good enough to keep as is, but they still let go of their individual taste. As discussed in the next section, this regression towards the mean can translate into an issue at the population level.

4.2. Societal Level Homogenization

If people only chose to do the work by themselves, the distribution of people's output would match the distribution of their preference, $\theta \sim \mathcal{N}(\mu_p, \sigma_p^2)$. However, with AI, the output θ^* has a different distribution — interacting with the AI tends to yield outputs closer to the mean μ_p (cf. Proposition 2). At the population level, this leads to *homogenization*, where the output distribution has a lower variance than the population distribution of preferences.

THEOREM 1 (Homogenization). *When everyone uses AI ($\Gamma \rightarrow +\infty$), the variance of the population output is lower than the variance of the population preferences, $\mathbb{V}(\theta^*) < \mathbb{V}(\theta)$, and strictly decreases in the cost of human-AI interactions λ . In general, $\lim_{\lambda \rightarrow 0} \mathbb{V}(\theta^*) = \mathbb{V}(\theta)$ and $\lim_{\lambda \rightarrow +\infty} \mathbb{V}(\theta^*) < \mathbb{V}(\theta)$.*

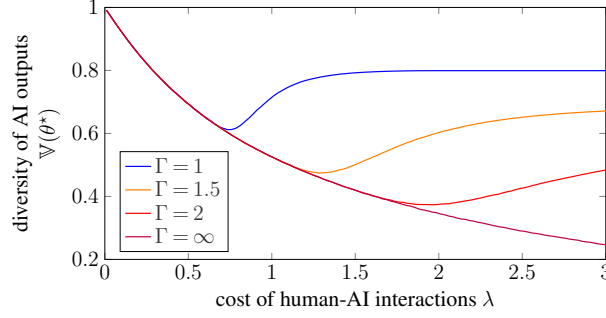


Figure 3 $\mathbb{V}(\theta^*)$ vs. λ , we set $\mu_p = 0$, $\sigma_p = 1$.

Theorem 1 formalizes the risk of homogenization and points to possible solutions. When everyone uses AI, reducing the cost of human-AI interactions λ encourages users to interact more with the AI, thus providing more informative signals of their preferences and, in turn, limiting homogenization and helping to preserve the population’s diversity. The case $\Gamma < +\infty$ is more involved, as some users choose to complete the task without AI when the cost of human-AI interactions is high, partially improving the output’s diversity. We illustrate this in Figure 3. An interesting special case is when $\Gamma < +\infty$ and $\lambda \rightarrow +\infty$. Only two types of users remain: those who complete the task themselves and those who accept the default AI output, leading to homogenization on average. In all cases, Theorem 1 underscores that enhancing the interactivity of AI tools (e.g., through better interfaces, multi-modal inputs, or real-time feedback mechanisms) to achieve a sufficiently low λ is an effective strategy to encourage users toward higher fidelity, reduce homogenization, and ultimately, preserve population preference diversity.

5. AI-generated Content and the “Death Spiral” of Homogenization

We now consider the potential long-term consequences of the homogenization phenomenon identified in Section 4. As more and more content becomes AI-generated, it could be part of the training data for the next generation of AI. Because of the homogenization issue, this would lead to an incorrect AI distribution of human preference (the AI’s prior). The next AI generation would be even more likely to return homogenized outputs, potentially resulting in a “death spiral” of homogenization, where the diversity of outputs diminishes over time.⁵

We study this phenomenon within our model, considering a *self-training loop* where the AI’s prior distribution is periodically updated to be the output distribution — the distribution of θ^* . Algorithm 1 shows the procedure in detail. At any period t , given the AI prior π_t , users determine their optimal signal choice characterized by $\sigma_{U,t}^*(\theta)$. Note that the prior affects the AI output, and thus the choice of the optimal signal, through Bayes’ rule cf. Eq. (1). When a user prefers to complete the task with the AI, she sends a signal realization, $s \sim \pi_t(\cdot|\theta)$, which the AI uses to generate an output, $\theta_A(s, \sigma_{U,t}^*(\theta))$. This period’s output θ_t^* (cf. Eq. (3)) determines the new prior distribution that the AI will use in the next period.

⁵ In our model, a death spiral occurs when the variance of outputs collapses to zero, i.e., $\limsup_{t \rightarrow \infty} \mathbb{V}(\theta_t^*) = 0$.

Algorithm 1 Self-Training Loop

-
- 1: **Input:** Prior $\pi_0 = \pi_p$, and number of iterations T .
 - 2: **for** $t = 0$ to $T - 1$ **do**
 - 3: User θ chooses $\sigma_{U,t}^*(\theta)$ (i.e., signal $\pi_t(\cdot|\theta)$) solving Problem (\mathcal{P}_θ) under prior π_t .
 - 4: User θ decides whether to work with the AI or do the work herself.
 - 5: The output θ_t^* is generated according to Eq. (3).
 - 6: The new prior π_{t+1} is the distribution of θ_t^* .
 - 7: **end for**
-

Our goal is to provide insights into how the self-training loop in Algorithm 1 impacts the evolution of $\mathbb{V}(\theta_t^*)$. In particular, we want to determine the driving factors that can lead to a reduction in the AI’s diversity of outputs.

5.1. Understanding the Death Spiral

We begin by simulating Algorithm 1.⁶ As shown in Figure 4 (a), when everyone uses the AI (i.e., $\Gamma = +\infty$), the variance of outputs decreases over time. This decrease is most pronounced during the first iteration when users initially begin utilizing the AI (cf. Theorem 1). After that, there is a slight recovery in variance as users share more information than they did in the first iteration to compensate for the erroneous new AI prior. However, this is short-lived, and the “death spiral” takes over, leading to a consistent decrease in output variance.

As the AI’s prior becomes increasingly concentrated, the communication cost necessary to reduce the fidelity error becomes large enough that more users start to accept the AI’s default output, resulting in a complete loss of diversity. In the extreme, when there is no variance in the AI’s output, and users always choose to work with the AI, the population’s diversity never recovers.

PROPOSITION 3 (No Variance is an Absorbing State). *Consider $\Gamma = +\infty$, and assume that $\mathbb{V}(\theta_t^*) = 0$ for some $t > 0$ then $\mathbb{V}(\theta_{t'}^*) = 0$ for all $t' \geq t$.*

5.1.1. The complex evolution of the AI’s prior Figure 5 enables us to better understand how the death spiral unravels when $\Gamma = \infty$, showing how the AI prior evolves through iterations during the death spiral. Consider the first iteration (subfigure (a)): an immediate remark is that there is mass at 0, the initial prior mean. As iterations unfold, we can see that the distribution becomes more and more concentrated (death spiral), but also that it becomes more and more complex. Proposition 4 helps formalize this fact, explaining how the first iteration is obtained (Equation (4)) and showing the intricate rule that governs the following iterations (Equation (5)). In particular, it can be seen that each new distribution is obtained as a

⁶ We use the Lloyd-Max algorithm (Gallager et al. 2008) to discretize all distributions and obtain a discretized version of Algorithm 1.

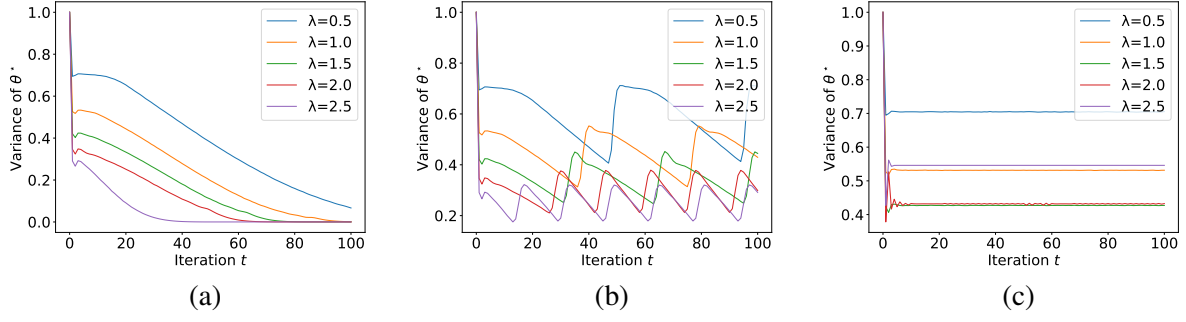


Figure 4 The iterative change of the variance of θ_A^* . We use $\mu_p = 0$, $\sigma_p = 1$. (a) $\Gamma = \infty$; (b) $\Gamma = 10$; (c) $\Gamma = 2$.

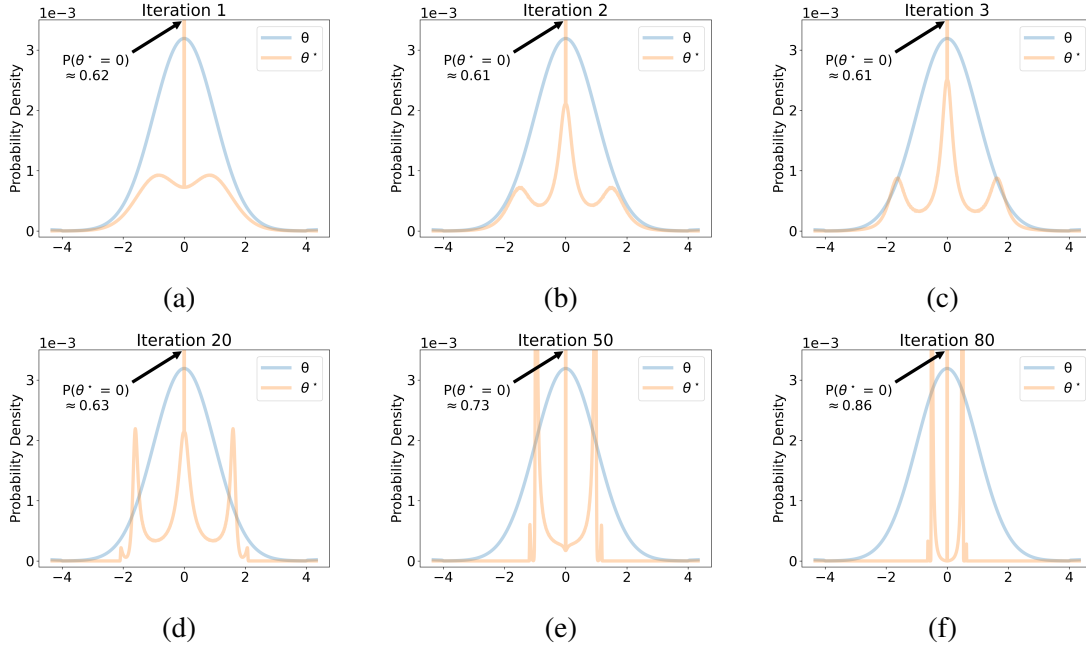


Figure 5 The iterative convergence of the distribution of θ^* . We use $\mu_p = 0$, $\sigma_p = 1$, $\lambda = 1$, $\Gamma = +\infty$. Notice that the density at $\theta^* = 0$ is out of view because it is infinite at $\theta^* = 0$, which is extremely high in each iteration (more than 0.6).

combination of a mass at 0 (people choosing the default output) and a continuous part, which is a mixture of normal distributions, one for each type of user who chooses to share some of their information. Overall, the prior is a complex distribution, which significantly complicates the theoretical analysis.

PROPOSITION 4 (Iterations Distribution). Consider $\Gamma = \infty$ and $\mu_p = 0$ and assume that the densities of all priors in Algorithm 1 are well defined. Then, the prior after the first iteration is

$$\pi_1(z) = (1 - 2 \cdot \bar{\Phi}(\tau_d/\sigma_p)) \cdot \delta_0(z) + \mathbb{E}_{\pi_p} \left[\frac{\phi\left(\frac{z - \theta \kappa(\theta)}{\kappa(\theta) \sigma_{U,0}^*(\theta)}\right)}{\kappa(\theta) \sigma_{U,0}^*(\theta)} \mathbf{1}_{\{|\theta| > \tau_d\}} \right],^7 \quad (4)$$

where $\kappa(\theta) \triangleq \frac{\sigma_p^2}{\sigma_p^2 + \sigma_{U,0}^*(\theta)^2}$. Moreover, for any t , $\theta_{A,t}(\cdot, \sigma_{U,t}^*(\theta))$ is a strictly increasing function and

$$\pi_{t+1}(z) = \mathbb{P}_{\pi_p}(\{\sigma_{U,t}^*(\theta) = \infty\}) \cdot \delta_0(z) + \mathbb{E}_{\pi_p} \left[\frac{\phi((\vartheta_{A,t}(z, \theta) - \theta)/\sigma_{U,t}^*(\theta))}{\sigma_{U,t}^*(\theta) \theta'_{A,t}(\vartheta_{A,t}(z, \theta), \sigma_{U,t}^*(\theta))} \mathbf{1}_{\{\sigma_{U,t}^*(\theta) < \infty\}} \right], \quad (5)$$

where $\vartheta_{A,t}(z, \theta)$ is the inverse of $\theta_{A,t}(\cdot, \sigma_{U,t}^*(\theta))$, and $\theta'_{A,t}$ its derivative.

However, a noticeable effect happens during the death spiral: new modes of the prior distribution (the peaks in Figure 5 that are not at 0) emerge and are strengthened over time. The first appearance of two modes in the first iteration can be explained by the fact that people with more unique preferences tend to share more information than people close to the mean. In turn, this leads to more rapid regression to the mean at the center than at the extreme of the prior, creating an intermediate peak. Then, once a mode exists in the prior, it acts as an attractor for the AI's output (the same way that homogenization attracts everything to 0), strengthening the mode in further iterations.

PROPOSITION 5 (Modes and Comparative Statics at t). Suppose that at period t , the AI's prior belief is given by:

$$\pi_t(z) = m_0 \cdot \delta_0(z) + \frac{1 - m_0}{2} \cdot \delta_{-\theta_1}(z) + \frac{1 - m_0}{2} \cdot \delta_{\theta_1}(z),$$

for $m_0 \in [0, 1]$ and $\theta_1 > 0$. Let $\theta_{A,t}(s, \sigma_U | m_0)$ denote the AI's output at time t given signal s and define $S_\varepsilon(\theta | \sigma_U, m_0) \triangleq \{s : |\theta_{A,t}(s, \sigma_U | m_0) - \theta| \leq \varepsilon\}$ for $\varepsilon \in (0, \theta_1/2)$. Then the following results hold:

1. $|\theta_{A,t}(s, \sigma_U | m_0)| \leq \theta_1$.
2. The mass of signals with AI output away from the modes, $\ell(\mathbb{R} \setminus (S_\varepsilon(-\theta_1 | \sigma_U, m_0) \cup S_\varepsilon(0 | \sigma_U, m_0) \cup S_\varepsilon(\theta_1 | \sigma_U, m_0)))$, is increasing in σ_U .⁸
3. $S_\varepsilon(0 | \sigma_U, m_0)$ is increasing in m_0 and $S_\varepsilon(\theta_1 | \sigma_U, m_0)$ is decreasing in m_0 .⁹

We are able to showcase this phenomenon theoretically in Proposition 5. To enable analysis, we assume that the AI prior at a specific iteration is exactly concentrated around three point masses: the default output and two symmetric modes at θ_1 and $-\theta_1$ (cf. Figure 5). (Note that because the AI returns the mean of its posterior distribution, the AI output distribution does not map exactly to one of these three points and has

⁷ $\delta_0(z)$ is the Dirac delta at 0.

⁸ ℓ denotes the Lebesgue measure.

⁹ We say that a set $A(p)$ is increasing in p if $A(p) \subseteq A(p')$ when $p' \geq p$.

a continuous component.) Item 1 of the proposition first shows that regression towards the mean is still true: all outputs are closer to 0 than to θ_1 ($|\theta_{A,t}(s, \sigma_U | m_0)| \leq \theta_1$), which means that the next iteration will have a support closer to 0. Item 2 is the most important: it shows that when users provide more information (low σ_U), the AI output will tend to cluster around the modes of the prior. Note that something non-trivial is happening here: recall that the modes of the prior are not the true preferences of users (which are still normally distributed). Rather, because the AI is trained on AI content and has a mistaken prior (with three modes), it interprets a user's high communication effort (low σ_U) as a mistaken "confirmation" that the user belongs to the closest mode, even if the signal is far from it. In short, modes in the AI prior are self-reinforcing: users put more effort to try to increase the fidelity of the output, but the AI interprets this effort as the fact that they belong to the closest mode, further strengthening the mode in the next iteration. While we did not find a full theoretical study of the death spiral to be feasible within our model, we believe that this self-reinforcing effect, paired with the overall homogenization, explains the complex behavior observed in Figure 5. Interestingly, AI homogenization may not only slowly have everyone create the same content, but also tend to polarize outputs around a few options.

5.2. Humans Can Stop the Death Spiral

The death spiral is mostly explained by the "AI part" of our model: AI homogenizes outputs, which are then fed to the AI to be further homogenized. Importantly, we will show that the "human part" of our model plays a crucial role. Human decisions can also be influenced by the homogenization spiral, and we will see that they will tend to limit its negative effects through three mechanisms: (i) human-AI interaction efficiency, (ii) human choice, and (iii) human information provision.

Human-AI interaction efficiency. As illustrated in Figure 4 (a), when everyone uses the AI, a lower λ results in a higher variance of output, indicating that facilitating human-AI interaction can slow down the homogenization death spiral. A small λ acts as a counterforce against the death spiral, encouraging users to share more informative signals with the AI, thereby increasing the diversity of outputs. Indeed, it is simple to show that $\sigma_{U,0}^*(\theta)$ increases with λ .

Human choice. A second mechanism is the possibility of humans choosing not to use AI. For tasks that can also be done by hand (Γ is finite), Figure 4 (b) highlights that the death spiral first starts, but then is quickly canceled within a couple of iterations, and then starts again, resulting in a cyclical behavior. This phenomenon, which we believe to be realistic, is of particular interest. As the death spiral progresses, it becomes more and more costly for user to get the AI to return an output that is close to their preference. At some point, it becomes preferable for the most unique users to stop using the AI and do the work themselves. As soon as this happens, the next AI prior corresponds to the true prior for the most unique users. In turn, this added mass at the extremes of the AI prior acts as an attractor, which enables other people to lower their fidelity error. In just a few iterations, the AI output recovers most of its diversity. However, at this point, the AI becomes good enough so that most users choose to rely on it again, restarting the cycle.

THEOREM 2 (Limits to Homogenization). *When Γ is finite, the variance of the AI’s outputs is either bounded away from zero, i.e., $\inf_{t \geq 0} \mathbb{V}(\theta_t^*) > 0$, or it oscillates, i.e., $\limsup_t \mathbb{V}(\theta_t^*) > \liminf_t \mathbb{V}(\theta_t^*)$.*

Human information provision. A third mechanism is simply that humans can share more information to prevent homogenization. If the AI prior becomes more homogenized, humans can react by putting more effort into ensuring high fidelity and slowing down the homogenization spiral. Proposition 6 makes the role of information crisp by considering a three-point prior. For this setting, because the cost of signals is finite, even when users always work with AI, the death spiral may not occur. Indeed, the proposition shows that when the cost of human-AI interaction is small, the AI’s prior never collapses. The low interaction cost allows users to share highly informative signals when the AI output becomes too homogenized. Crucially, the proposition also shows that users must adjust their signal to prevent the homogenization spiral. Not being able to do so, e.g., they choose their signal based on an earlier iteration of the AI, leads to increasingly more homogenized outcomes, possibly causing an eventual severe loss of diversity in AI outputs.

PROPOSITION 6 (The Role of Information). *Consider $\Gamma = +\infty$, and an AI prior $\pi_A(\cdot)$ that is a three-point distribution. Then, for λ small enough $\inf_{t \geq 0} \mathbb{V}(\theta_t^*) > 0$. However, for any λ , if $\sigma_{U,t}^*(\theta) = \sigma_U(\theta)$ for all t for some $\sigma_U(\theta)$ then $\limsup_{t \rightarrow \infty} \mathbb{V}(\theta_t^*) = 0$.*

Our results demonstrate that homogenization can iteratively reduce diversity in outcomes. A related phenomenon identified in the emerging AI literature is model collapse (Shumailov et al. 2023) primarily due to sampling and approximation errors. Unlike this literature, we emphasize the human side of this issue, showing that human intervention, either through independently performing tasks or exerting greater effort, can significantly mitigate the loss of preference diversity in outcomes. At the same time, our model highlights that individuals’ potential willingness to sacrifice specificity to minimize communication costs can intensify the homogenization death spiral. To counteract this, we propose designing systems that enhance human-AI interactions (characterized by low λ) and facilitate information provision. We also identify that tasks that are easier to do by hand (low Γ) are more resilient to the negative outcomes.

5.3. Robustness Tests

In what follows, we further test the robustness of our results in more complex scenarios. Specifically, we examine two additional cases. First, we explore the situation where the decision to use the AI is made ex-post rather than ex-ante. Second, we investigate scenarios where the distribution of users’ preferences is not a normal distribution.

Ex-post decision of accepting the AI output In the original model presented in Section 3, we focus on the situation where users make an ex-ante decision about whether to use the AI to assist their work — based on the expected utility loss. Note that in our model, every AI output is functional; as such, once a user has decided to use the AI, the user will be able to use the output, but she may still experience an ex-post

fidelity loss. We now introduce and simulate a setting in which users only use the AI's output if it implies a moderate fidelity error.

Suppose that after observing the AI output $\theta_A(s, \sigma_U^*(\theta))$ and the realized fidelity error, $(\theta - \theta_A(s, \sigma_U^*(\theta)))^2$, a user decides to accept it if the realized fidelity error is less than the fixed utility cost Γ . Otherwise, the user will ignore the output and do the work manually. The output $\tilde{\theta}$ chosen by a user θ is:

$$\tilde{\theta} \triangleq \begin{cases} \theta_A(s, \sigma_U^*(\theta)) & \text{if } (\theta - \theta_A(s, \sigma_U^*(\theta)))^2 \leq \Gamma \\ \theta & \text{otherwise} \end{cases}.$$

Compared to our base model, the AI output is truncated for larger signal realizations. In addition, since the user decides σ_U prior to deciding whether to accept the AI output, she must evaluate the expected fidelity error by considering the possibility of using the AI output:

$$\tilde{\mathcal{E}}(\theta, \sigma_U) \triangleq \mathbb{E}_{\pi(\cdot|\theta)} \left[(\tilde{\theta} - \theta)^2 \right].$$

The utility loss and the optimal signal $\tilde{\sigma}_U^*(\theta)$ are given by

$$\tilde{\mathcal{L}}(\theta, \sigma_U) \triangleq \tilde{\mathcal{E}}(\theta, \sigma_U) + \lambda \mathcal{I}(\sigma_U) \quad \text{and} \quad \tilde{\sigma}_U^*(\theta) \triangleq \arg \min_{\sigma_U \geq 0} \tilde{\mathcal{L}}(\theta, \sigma_U).$$

Despite being less tractable — we would need to analyze a truncated AI output — Figure 6 confirms and

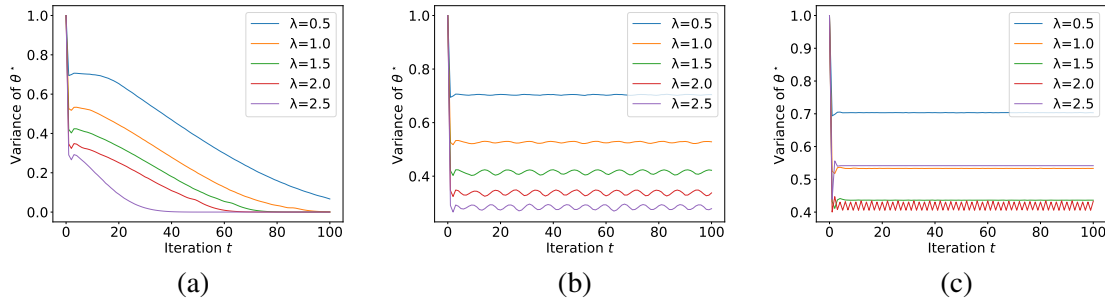


Figure 6 The iterative change of the variance of θ_A^* with an ex-post decision of accepting the AI output. We use $\mu_p = 0$, $\sigma_p = 1$. (a) $\Gamma = \infty$; (b) $\Gamma = 10$; (c) $\Gamma = 2$.

extends our finding in the base model to this setting. It showcases the same death spiral behaviors as our main model. Notably, in Figure 6 (b), the oscillations are much less pronounced than in Figure 4 (b). This is because, with ex-post decisions, the users tend to abandon the AI output earlier, rather than continuously accepting it until the expected fidelity error has significantly accumulated. As a result, the changes in the variance of outputs are less dramatic over time.

Other population distribution of users' preferences To further test the robustness of our results, we numerically implement different population distributions of users' preferences. Specifically, we consider three additional types of distributions: uniform, a distribution with two symmetric peaks, and a distribution with two asymmetric peaks. The uniform distribution represents an extreme case where every preference has the same density in the population, meaning that there is no majority preference. A distribution with two symmetric peaks features two large groups of people whose preferences are on opposite sides and have the same density. In contrast, a distribution with two asymmetric peaks also has two large groups of people with preferences on opposite sides, but the preferences in one of the groups are more concentrated (more homogeneous) while the other group's preferences are more diverse. The instances of the last two distribution types are illustrated in Figure 7.

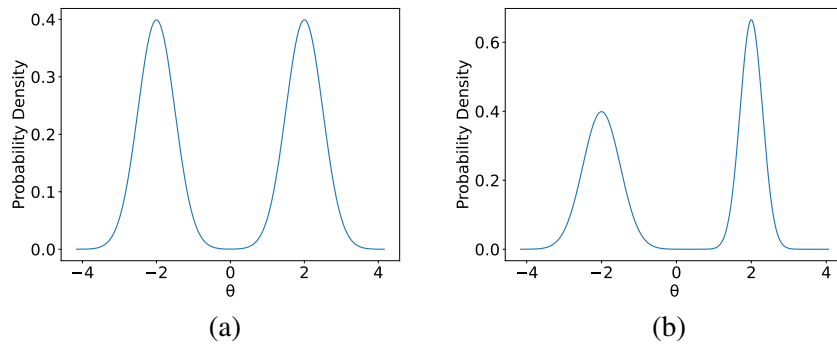


Figure 7 The last two extra distributions in the robustness test. (a) a mixed distribution between $N(-2, 0.5)$ and $N(2, 0.5)$; (b) a mixed distribution between $N(-2, 0.5)$ and $N(2, 0.3)$. The weight of each distribution is 0.5.

We present the numerical results in Figure 8 and Figure 9. Regardless of the assumed distribution of θ , our insights remain consistent. The diversity of outputs continues to diminish over time when everyone uses the AI. However, a low λ or a low Γ can effectively mitigate the homogenization death spiral.

6. Human-AI Interactions and AI Bias

The homogenization phenomenon shows that the use of AI “influences” the user outputs in the sense that $\theta^* \neq \theta$ for many users. This is potentially concerning, as any choices made in the AI training, any bias it might have, would then influence the users’ choice of output. Indeed, generative AIs are not necessarily trained to reflect the population’s preferences exactly. For example, the AI’s training data may be censored to avoid illegal or dangerous behavior (Thompson 2023). Moreover, the training of LLMs uses Reinforcement Learning from Human Feedback (Ziegler et al. 2020), in which a small group of humans “teach” the model what output is preferable. These training choices of a few can then influence the output of the entire population interacting with AI.

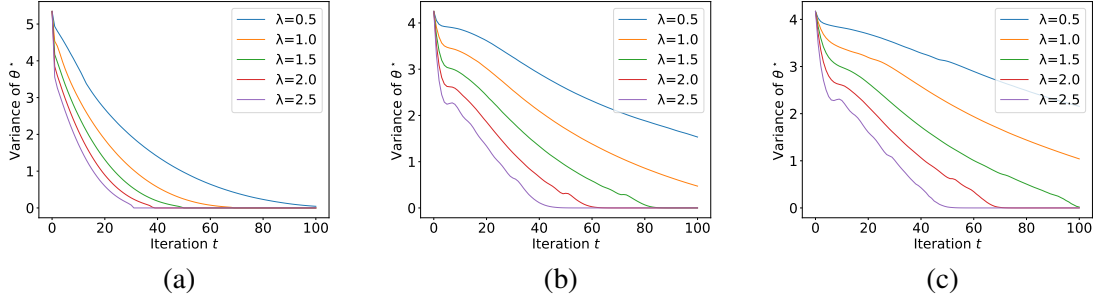


Figure 8 The iterative convergence of the variance of θ_A^* in the three cases with a more complex distribution of θ when $\Gamma = \infty$. (a) uniform; (b) a mixed distribution between $N(-2, 0.5)$ and $N(2, 0.5)$; (c) a mixed distribution between $N(-2, 0.5)$ and $N(2, 0.3)$.

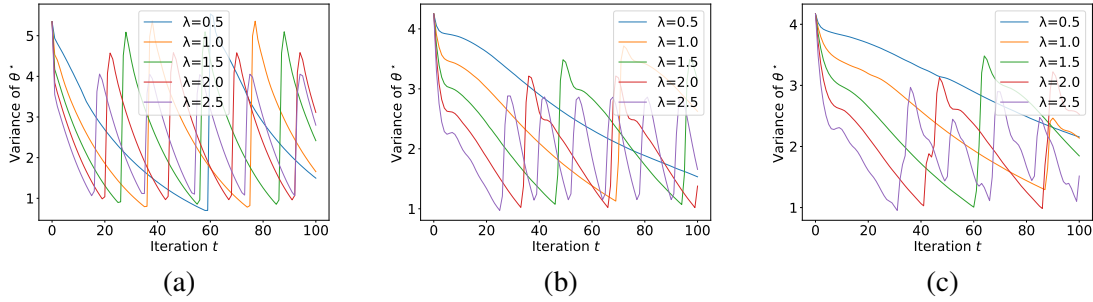


Figure 9 The iterative change of the variance of θ_A^* in the three cases with a more complex distribution of θ when $\Gamma = 10$. (a) uniform; (b) a mixed distribution between $N(-2, 0.5)$ and $N(2, 0.5)$; (c) a mixed distribution between $N(-2, 0.5)$ and $N(2, 0.3)$.

We model this potential AI “bias” via an AI prior that does not exactly reflect the population’s preference distribution (i.e., $\mu_A \neq \mu_p$ or $\sigma_A \neq \sigma_p$), leaving the true user preference distribution and the rest of the Bayesian inference unchanged. We refer to $\mu_A \neq \mu_p$ as a *directional bias* and to $\sigma_A < \sigma_p$ as a *censoring bias*. In Example 1, the AI may have a slight bias towards a political side (directional bias), or it may avoid extreme political views (censoring bias).

We first discuss how the two types of bias affect users. We then study the impact of a biased AI on societal bias and discuss ways to mitigate this impact.

6.1. AI Bias and User Utility

As summarized below, a biased AI affects the utility of users in different ways.

PROPOSITION 7. *The utility loss $\mathcal{L}^*(\theta)$ of a user θ is*

1. *strictly increasing with $|\mu_A - \theta|$; and*
2. *strictly increases in σ_A when $\sigma_A \geq |\mu_A - \theta|$, and strictly decreasing in σ_A when $\sigma_A < |\mu_A - \theta|$.*

Item 1 in the proposition states that the directional bias favors users the AI is biased towards and is detrimental to users of the “opposite” direction. In Example 1, if the AI is slightly right-leaning, a left-leaning journalist may need more communication cost to obtain an article more aligned with her preferences. However, a right-leaning journalist may incur a reduced communication cost to obtain an outcome close to the default output while observing a high fidelity. The ideal case for user θ is $\mu_A = \theta$, as the default AI output would correspond to a perfect utility $\mathcal{L}^*(\theta) = 0$.

Item 2 in the proposition states that the censoring bias benefits users with common preferences. To clarify it, suppose $\mu_A = \mu_p$, and consider a user with “common” preferences less than a standard deviation away from the mean, i.e., $|\mu_p - \theta| < \sigma_p$. Then she would be better off if a slight censoring is used, with σ_A such that $|\mu_p - \theta| < \sigma_A < \sigma_p$. When reducing σ_A , the AI is more likely to return outputs closer to the mean, benefiting this user. However, this hurts users with more unique preferences, who will need more communication costs to maintain a reasonable fidelity or will stop using the AI altogether. Therefore, both types of bias can increase some users’ utility loss and decrease others’.

The next results consider the aggregate-level consequences of bias and its effect on the population utility. It shows that directional and censoring bias have contrasting effects on the population.

PROPOSITION 8. *Let the expected population utility loss be $\mathcal{P}_{\mathcal{L}}(\mu_A, \sigma_A) \triangleq \mathbb{E}_{\pi_p(\cdot)} [\mathcal{L}^*(\theta)]$, then*

1. $\frac{\partial \mathcal{P}_{\mathcal{L}}(\mu_p, \sigma_p)}{\partial \mu_A} = 0$ and $\mathcal{P}_{\mathcal{L}}(\mu_A, \sigma_A)$ is minimized at $\mu_A = \mu_p$.
2. $\frac{\partial \mathcal{P}_{\mathcal{L}}(\mu_p, \sigma_p)}{\partial \sigma_A} < 0$ when $\lambda \geq 2\sigma_p^2$ and $\Gamma \rightarrow \infty$.

The proposition first shows that, while any directional bias hurts the population utility, a small directional bias has a negligible effect. Intuitively, if $\mu_A = \mu_p + \varepsilon$ for $\varepsilon > 0$ small, slightly less than half of the users (with $\theta > \mu_p + \varepsilon/2$) benefit from the bias because they have a closer default output and a lower communication cost for the same fidelity, while the other half (below μ_p) is hurt because of an increased communication cost for the same fidelity. These two populations balance each other, which limits the total loss of utility.

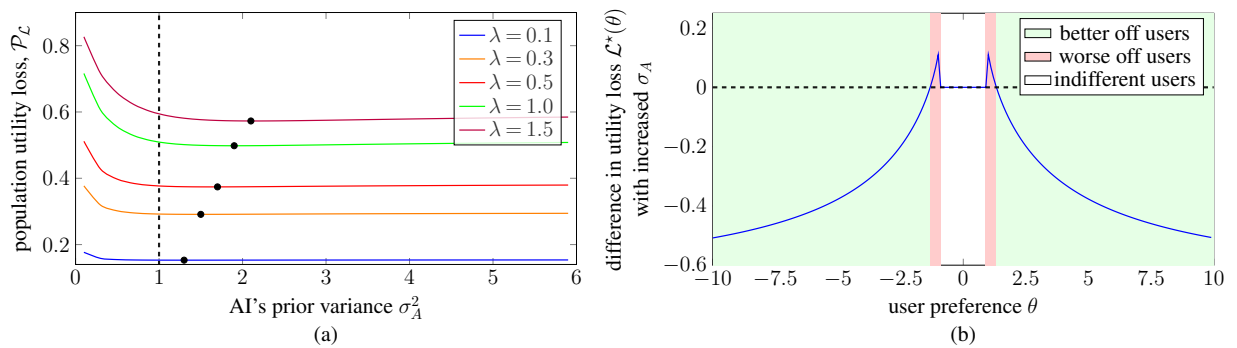


Figure 10 (a) $\mathcal{P}_{\mathcal{L}}$ vs. σ_A^2 , the circles indicate the value of σ_A^2 that minimizes $\mathcal{P}_{\mathcal{L}}$. (b) The difference in utility loss $\mathcal{L}^*(\theta)$ when $\sigma_A^2 = 2$ and $\sigma_p^2 = 1$, with $\lambda = 1$. In both panels, we use $\mu_A = \mu_p = 0$, $\sigma_p^2 = 1$, $\Gamma = +\infty$.

The case of censoring bias (Item 2 of Proposition 8) is maybe more surprising. Unlike the effect directional bias, setting $\sigma_A = \sigma_p$ (an unbiased prior) does not generally minimize the population utility loss $\mathcal{P}_{\mathcal{L}}(\mu_A, \sigma_A)$. Both the proposition and Figure 10 (a) show that for large Γ , it is preferable to have $\sigma_A > \sigma_p$ (the opposite of censoring). Recall from Section 4.1 that when everyone uses the AI, users either accept the default AI output or, if they are more unique, interact with the AI. The choice of σ_A affects only the utility of the latter group. An AI that puts more weight on more unique preferences, $\sigma_A > \sigma_p$, means that the more unique interacting users are better represented and thus can choose less informative signals (compared to $\sigma_A = \sigma_p$) to obtain a high fidelity output. This is why choosing $\sigma_A > \sigma_p$ improves the population utility. This effect is illustrated in Figure 10 (b): when increasing σ_A , common-preference users do not lose utility, but more unique users see a large improvement in utility loss.

While this result may have implications for the design of interactive AI, it also warns against the potential negative effects of censoring bias. Decreasing σ_A is particularly hurtful to the most unique users, *who rely on human-AI interactions the most*. While censoring can be useful in preventing dangerous or illegal uses of AI, our results also highlight the importance of training AI on datasets that reflect a wide range of preferences.

6.2. AI Bias Becomes Societal Bias

Another interpretation of Item 1 of Proposition 8 is that a small directional bias $|\mu_A - \mu_p| > 0$ (referred to as *AI bias* in this section) may be hard to detect in practice, as it does not strongly affect the population's utility. However, it may still significantly influence the user output θ^* . For example, users who accept the default output ($\mathcal{I}^*(\theta) = 0$) have $\theta^* = \mu_A$, directly inheriting the AI bias. On the other hand, users may choose to share more information to correct this bias and maintain a high-fidelity output. To study which effect dominates, we analyze the consequences of the AI bias on the *societal bias*, defined as the bias of the output distribution: $|\mathbb{E}_{\pi_p(\cdot)}[\theta^*] - \mu_p|$.

THEOREM 3 (Societal Bias Comparative Statics). *Given the AI bias $|\mu_A - \mu_p|$,*

1. *the societal bias is lower than the AI bias,*
2. *the societal bias is minimized when $\lambda \rightarrow 0$ or $\Gamma \rightarrow 0$: $|\mathbb{E}_{\pi_p(\cdot)}[\theta^*] - \mu_p| = 0$,*
3. *the societal bias is maximized when $\lambda \rightarrow +\infty$ and $\Gamma \rightarrow +\infty$: $|\mathbb{E}_{\pi_p(\cdot)}[\theta^*] - \mu_p| = |\mu_A - \mu_p|$,*
4. *if everyone uses AI, the societal bias increases with the cost of human-AI interactions λ .*

Theorem 3 is illustrated in Figure 11 and shows an encouraging result: human-AI interactions can partially prevent AI bias from becoming societal bias. In Example 1, a left-leaning journalist may share a more informative signal about her preference to correct the output if the AI is biased to the right. This is particularly true when either the cost of human-AI interactions, λ , or the cost of not using AI, Γ , is low. It is much easier for users to correct bias if they can easily interact with or simply stop using the AI. However, Theorem 3 also states that when human-AI interactions are not efficient (high λ), for larger, more laborious

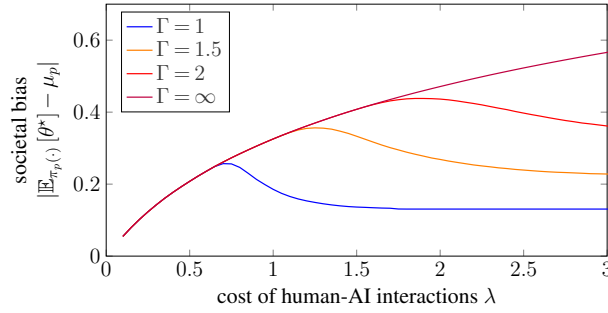


Figure 11 $|\mathbb{E}_{\pi_p(\cdot)}[\theta^*] - \mu_p|$ vs. λ , we use $\mu_p = 0$, $\mu_A = 1$, $\sigma_p = \sigma_A = 1$ (the AI bias is $|\mu_A - \mu_p| = 1$).

tasks (high Γ), rational users will simply accept the AI bias, which will be fully converted into a societal bias.¹⁰ For example, generative AI systems that favor speed over interactivity (e.g., the AI writing assistant Grammarly) or tackle complex tasks with limited interactivity (e.g., the image generator Midjourney) may fall into this category. Any bias they introduce may have a stronger influence on societal output than systems or settings with lower barriers for communicating preferences (e.g., ChatGPT).

7. Conclusions

The widespread introduction of generative AI enables significant productivity gains. However, we show that the power of these tools may lead users to accept homogenized or biased outputs and abandon their particular preferences, even when given the possibility to express them. At the societal level, this can lead to homogenization (reinforced by training loop effects) and the potential influence of AI training choices on the societal output. These risks are particularly strong for labor-intensive tasks (e.g., image/sound generation) or with AI tools that favor speed over preference-sharing (e.g., grammar assistants). Nonetheless, we also show that enabling easier human-AI communication and training the AI on diverse data can significantly limit these negative effects, allowing the best of both worlds: high productivity and preference diversity.

The topic studied in this work combines technical and behavioral complexity, as we need to capture how the AI tool works and how users interact with it. While our Bayesian framework allows us to uncover nontrivial insights, it remains a stylized and simplified representation of this interaction (cf. Section 3.1). For example, we assume that a one-dimensional normal distribution can represent the vast space of human preferences and outputs and that the complexity of human-AI communication can be represented as a simple normal signal and Bayesian inference. We also assume all users have the same no-AI utility loss Γ , and the same human-AI interaction cost λ for a given task. Nonetheless, we believe our framework is versatile enough to study deeper variants and is a first step towards understanding the societal consequences of human-AI interactions.

¹⁰ As in Figure 3, when Γ is finite, sufficiently high values of λ lead the most unique users to prefer doing the work themselves, thereby reducing societal bias.

Recent empirical studies examine the multifaceted implications of generative AIs across various domains, such as education (Baidoo-Anu and Owusu Ansah 2023), labor markets (Eloundou et al. 2023), and marketing (Brand et al. 2023). Understanding the general effects of user behaviors while interfacing with an AI remains an open question that is difficult to study empirically. We hope our analytical approach highlights the importance of adopting a human-centric perspective rather than solely focusing on AI technology. Indeed, while AIs could surpass human abilities in various aspects (Binz and Schulz 2023, Webb et al. 2023, Chen et al. 2023), their impact may largely depend on how we employ them. The interaction with AIs could offer a novel medium for production and creation, but it also introduces an extra risk: AIs may filter and even replace our original preferences, styles, and tastes, thereby leading to content partially influenced by the AI creators' perspective — potentially homogenized and biased content. Improving human-AI interactions and encouraging users to authentically voice their unique views is crucial to avoid these societal pitfalls.

References

- Agrawal A, Gans J, Goldfarb A (2018) *Prediction, Judgment, and Complexity: A Theory of Decision-Making and Artificial Intelligence*, 89–110 (University of Chicago Press).
- Alizamir S, de Véricourt F, Wang S (2020) Warning against recurring risks: An information design approach. *Management Science* 66(10):4612–4629.
- Anderson BR, Shah JH, Kreminski M (2024) Homogenization effects of large language models on human creative ideation. Available at *arXiv:2402.01536*.
- Baidoo-Anu D, Owusu Ansah L (2023) Education in the era of generative artificial intelligence (ai): Understanding the potential benefits of chatgpt in promoting teaching and learning. *Journal of AI* 7(1):52–62.
- Balakrishnan M, Ferreira KJ, Tong J (2025) Human-algorithm collaboration with private information: Naïve advice-weighting behavior and mitigation. *Management Science*.
- Bastani H, Bastani O, Sinchaisri WP (2022) Improving human decision-making with machine learning. Available at *arXiv:2108.08454*.
- Berger JO (1985) *Statistical Decision Theory and Bayesian Analysis* (Springer New York).
- Bhat A, Agashe S, Oberoi P, Mohile N, Jangir R, Joshi A (2023) Interacting with next-phase suggestions: How suggestion systems aid and influence the cognitive processes of writing. *Proceedings of the 28th International Conference on Intelligent User Interfaces*, 436–452.
- Binz M, Schulz E (2023) Using cognitive psychology to understand GPT-3. *Proceedings of the National Academy of Sciences* 120(6).
- Bommasani R, Creel K, Kumar A, Jurafsky D, Liang P (2022) Picking on the same person: Does algorithmic monoculture lead to outcome homogenization? Oh AH, Agarwal A, Belgrave D, Cho K, eds., *Advances in Neural Information Processing Systems*.

- Boyacı T, Canyakmaz C, de Véricourt F (2023) Human and machine: The impact of machine input on decision making under cognitive limitations. *Management Science* .
- Brand J, Israeli A, Ngwe D (2023) Using GPT for market research. *Available at SSRN 4395751* .
- Chaney AJB, Stewart BM, Engelhardt BE (2018) How algorithmic confounding in recommendation systems increases homogeneity and decreases utility. *Proceedings of the 12th ACM Conference on Recommender Systems*, 224–232, RecSys '18.
- Chen N, Hu M, Li W (2022) Algorithmic decision-making safeguarded by human knowledge. *Available at arXiv:2211.11028* .
- Chen Y, Liu TX, Shan Y, Zhong S (2023) The emergence of economic rationality of gpt. *Proceedings of the National Academy of Sciences* 120(51).
- Dai T, Singh S (2023) Artificial intelligence on call: The physician's decision of whether to use AI in clinical practice. *Available at SSRN 3987454* .
- de Véricourt F, Gurkan H (2023) Is your machine better than you? you may never know. *Management Science* .
- de Véricourt F, Gurkan H, Wang S (2021) Informing the public about a pandemic. *Management Science* 67(10):6350–6357.
- Doshi AR, Hauser O (2024) Generative artificial intelligence enhances creativity but reduces the diversity of novel content. *Available at SSRN 4535536* .
- Eloundou T, Manning S, Mishkin P, Rock D (2023) GPTs are GPTs: An early look at the labor market impact potential of large language models. *Available at arXiv:2303.10130* .
- Gallager RG, et al. (2008) *Principles of digital communication*, volume 1 (Cambridge University Press Cambridge, UK).
- Gentzkow M, Kamenica E (2014) Costly persuasion. *American Economic Review* 104(5):457–62.
- Github (2023) Github copilot · your AI pair programmer. URL <https://github.com/features/copilot>, Last accessed: 2024-02-05.
- Hartmann J, Schwenzow J, Witte M (2023) The political ideology of conversational AI: Converging evidence on ChatGPT's pro-environmental, left-libertarian orientation. *Available at arXiv:2301.01768* .
- Hu K (2023) ChatGPT sets record for fastest-growing user base. URL <https://www.reuters.com/technology/chatgpt-sets-record-fastest-growing-user-base-analyst-note-2023-02-01/>, Last accessed: 2024-02-05.
- Ibrahim R, Kim SH, Tong J (2021) Eliciting human judgment for prediction algorithms. *Management Science* 67(4):2314–2325.
- Jakesch M, Bhat A, Buschek D, Zalmanson L, Naaman M (2023) Co-writing with opinionated language models affects users' views. *Proceedings of the 2023 CHI conference on human factors in computing systems*, 1–15.

- Kalliamvakou E (2023) Research: quantifying github copilot's impact on developer productivity and happiness. URL <https://github.blog/2022-09-07-research-quantifying-github-copilots-impact-on-developer-productivity-and-happiness/>, Last accessed: 2024-02-05.
- Kamenica E, Gentzkow M (2011a) Bayesian persuasion. *American Economic Review* 101(6):2590–2615.
- Kamenica E, Gentzkow M (2011b) Bayesian persuasion. *American Economic Review* 101(6):2590–2615.
- Kinsella B (2023) OpenAI to offer ChatGPT customization and shares bias guidelines. URL <https://synthedia.substack.com/p/openai-to-offer-chatgpt-customization>, Last accessed: 2024-02-05.
- Matějka F, McKay A (2015) Rational inattention to discrete choices: A new foundation for the multinomial logit model. *American Economic Review* 105(1):272–298.
- McLaughlin B, Spiess J (2023) Algorithmic assistance with recommendation-dependent preferences. *Proceedings of the 24th ACM Conference on Economics and Computation*, 991, EC '23 (Association for Computing Machinery).
- Midjourney (2023) Midjourney. URL www.midjourney.com, Last accessed: 2024-02-05.
- Mok A (2023) 'Prompt engineering' is one of the hottest jobs in generative AI. here's how it works. URL <https://www.businessinsider.com/prompt-engineering-ai-chatgpt-jobs-explained-2023-3>, Last accessed: 2024-02-05.
- Motoki F, Neto VP, Rodrigues V (2023) More human than human: measuring chatgpt political bias. *Public Choice*.
- Noy S, Zhang W (2023) Experimental evidence on the productivity effects of generative artificial intelligence. *Science* 381(6654):187–192.
- OpenAI (2023a) Custom instructions for ChatGPT. URL <https://openai.com/blog/custom-instructions-for-chatgpt>, Last accessed: 2024-02-05.
- OpenAI (2023b) Introducing ChatGPT. URL <https://openai.com/blog/chatgpt>, Last accessed: 2024-02-05.
- OpenAI (2023c) ChatGPT can now see, hear, and speak. URL <https://openai.com/blog/chatgpt-can-now-see-hear-and-speak>, Last accessed: 2024-02-05.
- Padmakumar V, He H (2024) Does writing with language models reduce content diversity? *The Twelfth International Conference on Learning Representations*.
- Pugh CC (2015) *Real Mathematical Analysis* (Springer Cham).
- Rozado D (2023) The political biases of ChatGPT. *Social Sciences* 12(3).
- Sallam M (2023) Chatgpt utility in healthcare education, research, and practice: Systematic review on the promising perspectives and valid concerns. *Healthcare* 11(6).
- Shumailov I, Shumaylov Z, Zhao Y, Gal Y, Papernot N, Anderson R (2023) The curse of recursion: Training on generated data makes models forget. Available at [arXiv:2305.17493](https://arxiv.org/abs/2305.17493).

- Sims CA (2003) Implications of rational inattention. *Journal of Monetary Economics* 50(3):665–690.
- Thompson SA (2023) Uncensored chatbots provoke a fracas over free speech. URL <https://www.nytimes.com/2023/07/02/technology/ai-chatbots-misinformation-free-speech.html>, Last accessed: 2024-02-05.
- Wang W, Yang M, Sun T (2023) Human-ai co-creation in product ideation: The dual view of quality and diversity. *Available at SSRN 4668241*.
- Webb T, Holyoak KJ, Lu H (2023) Emergent analogical reasoning in large language models. *Nature Human Behaviour* 7(9):1526–1541.
- Wei C, Xie SM, Ma T (2021) Why do pretrained language models help in downstream tasks? an analysis of head and prompt tuning. Beygelzimer A, Dauphin Y, Liang P, Vaughan JW, eds., *Advances in Neural Information Processing Systems*.
- Winkler G (1988) Extreme points of moment sets. *Mathematics of Operations Research* 13(4):581–587.
- Xie SM, Raghunathan A, Liang P, Ma T (2022) An explanation of in-context learning as implicit bayesian inference. *International Conference on Learning Representations*.
- Yu Y, Xue W, Jia L, Tan Y (2022) When emotion ai meets strategic users. *Available at SSRN 4218083*.
- Ziegler DM, Stiennon N, Wu J, Brown TB, Radford A, Amodei D, Christiano P, Irving G (2020) Fine-tuning language models from human preferences. *Available at arXiv:1909.08593*.

Appendix A: Characterization of Users' Optimal Decision

To facilitate the analysis for the theoretical results in the paper, we need to characterize the user's optimal decision. We first find the closed form of the expected fidelity error $\mathcal{E}(\theta, \sigma_U)$. Then, the optimal solution to Problem (\mathcal{P}_θ) is derived. As in Section 4, we assume $\mu_A = \mu_p$ and $\sigma_A = \sigma_p$.

PROPOSITION 9. *For any θ, σ_U , the fidelity error is*

$$\mathcal{E}(\theta, \sigma_U) = \frac{\sigma_U^2(\sigma_p^4 + \sigma_U^2(\mu_p - \theta)^2)}{(\sigma_p^2 + \sigma_U^2)^2} \quad (6)$$

Furthermore,

- $\mathcal{E}(\theta, \sigma_U)$ increase in $d(\theta)$.
- $\lim_{\sigma_U^2 \rightarrow 0} \mathcal{E}(\theta, \sigma_U) = 0$, $\lim_{\sigma_U^2 \rightarrow \infty} \mathcal{E}(\theta, \sigma_U) = d(\theta)^2$
- If $d(\theta) \geq \sigma_p/\sqrt{2}$, $\mathcal{E}(\theta, \sigma_U)$ is monotonically increasing in σ_U ; if $d(\theta) < \sigma_p/\sqrt{2}$, there exists a threshold $t > 0$ such that $\mathcal{E}(\theta, \sigma_U)$ increases in $1/\sigma_U \in (0, t)$ and decreases in $1/\sigma_U \in (t, \infty)$.

Given Proposition 9, we can solve Problem (\mathcal{P}_θ) and derive the following Lemma 1.

LEMMA 1. *The optimal solution to Problem (\mathcal{P}_θ) is*

$$\sigma_U^* = \begin{cases} \sqrt{\frac{w^* \sigma_p^2}{1 - w^*}} & d(\theta) \geq \tau_d \\ \infty & \text{otherwise} \end{cases} \quad (7)$$

where $w^* = \frac{-\sigma_p^2 + \sqrt{\sigma_p^4 + 4\lambda((\theta - \mu_p)^2 - \sigma_p^2)}}{4((\theta - \mu_p)^2 - \sigma_p^2)}$, and $\tau_d > 0$ is a threshold that strictly increases in λ and is not less than $\sqrt{\max\{0, \sigma_p^2 - \sigma_p^4/(4\lambda)\}}$. In particular, $\tau_d = \sigma_p^2/2 + \lambda/4$ when $\lambda > \sigma_p^2$.

A.1. Proofs.

Proof of Proposition 9. By the definition of $\mathcal{E}(\theta, \sigma_U)$ and Equation (1), let $\epsilon_s \triangleq s - \theta \sim N(0, \sigma_U^2)$

$$\mathcal{E}(\theta, \sigma_U) = \mathbb{E}_{\pi(\cdot|\theta)}[(\theta_A(s, \sigma_U) - \theta)^2] = \mathbb{E}_{\pi(\cdot|\theta)}\left[\left(\frac{\sigma_p^2}{\sigma_p^2 + \sigma_U^2}\epsilon_s + \frac{\sigma_U^2}{\sigma_p^2 + \sigma_U^2}(\mu_p - \theta)\right)^2\right] = \frac{\sigma_U^2(\sigma_p^4 + \sigma_U^2(\mu_p - \theta)^2)}{(\sigma_p^2 + \sigma_U^2)^2}.$$

It is clear that $\mathcal{E}(\theta, \sigma_U)$ increases in $(\mu_p - \theta)^2$.

- $\lim_{\sigma_U^2 \rightarrow 0} \mathcal{E}(\theta, \sigma_U) = \lim_{\sigma_U^2 \rightarrow 0} \frac{\sigma_U^2(\sigma_p^4 + \sigma_U^2(\mu_p - \theta)^2)}{(\sigma_p^2 + \sigma_U^2)^2} = 0$, and $\lim_{\sigma_U^2 \rightarrow \infty} \mathcal{E}(\theta, \sigma_U) = (\mu_p - \theta)^2$.
- Take the derivative of $\mathcal{E}(\theta, \sigma_U)$ with respect to σ_U^2 :

$$\begin{aligned} \frac{\partial \mathcal{E}(\theta, \sigma_U)}{\partial \sigma_U^2} &= \frac{\partial \frac{\sigma_U^2(\sigma_p^4 + \sigma_U^2(\mu_p - \theta)^2)}{(\sigma_p^2 + \sigma_U^2)^2}}{\partial \sigma_U^2} \\ &= \frac{(\sigma_p^4 + 2\sigma_U^2(\mu_p - \theta)^2)(\sigma_p^2 + \sigma_U^2)^2 - 2(\sigma_p^2 + \sigma_U^2)\sigma_U^2(\sigma_p^4 + \sigma_U^2(\mu_p - \theta)^2)}{(\sigma_p^2 + \sigma_U^2)^4} \\ &= \frac{\sigma_p^2(\sigma_p^4 + \sigma_U^2(2(\mu_p - \theta)^2 - \sigma_p^2))}{(\sigma_p^2 + \sigma_U^2)^3} \end{aligned}$$

which is non-negative for all $\sigma_U \geq 0$ if and only if $(\mu_p - \theta) \geq \sigma_p/\sqrt{2}$. When $(\mu_p - \theta) < \sigma_p/\sqrt{2}$, $\frac{\partial \mathcal{E}(\theta, \sigma_U)}{\partial \sigma_U^2}$ is positive for $\sigma_U \in \left(0, \sqrt{\frac{\sigma_p^4}{\sigma_p^2 - 2(\mu_p - \theta)^2}}\right)$, and is negative for $\sigma_U \in \left(\sqrt{\frac{\sigma_p^4}{\sigma_p^2 - 2(\mu_p - \theta)^2}}, \infty\right)$, so $t = \sqrt{\frac{\sigma_p^2 - 2(\mu_p - \theta)^2}{\sigma_p^4}}$.

□

Proof of Lemma 1. Let $w \triangleq \frac{\sigma_U^2}{\sigma_U^2 + \sigma_p^2}$, and by Equation (6), we can rewrite (\mathcal{P}_θ) as:

$$w^*(\theta) \triangleq \arg \min_{w \in [0, 1]} w(1 - w)\sigma_p^2 + w^2(\mu_p - \theta)^2 - \frac{\lambda}{2} \ln w \quad (8)$$

Let $\mathcal{L}(w) \triangleq w(1 - w)\sigma_p^2 + w^2(\mu_p - \theta)^2 - 0.5\lambda \ln w$. On the boundary, we have $\mathcal{L}(0) = \infty$ and $\mathcal{L}(1) = (\mu_p - \theta)^2$.

Consider the first-order condition, $\mathcal{L}'(w) = 2((\mu_p - \theta)^2 - \sigma_p^2)w + \sigma_p^2 - \frac{\lambda}{2w} = 0$. If $(\mu_p - \theta)^2 \neq \sigma_p^2$, the roots are

$$w_1 = \frac{-\sigma_p^2 + \sqrt{\sigma_p^4 + 4\lambda((\mu_p - \theta)^2 - \sigma_p^2)}}{4((\mu_p - \theta)^2 - \sigma_p^2)}, \quad w_2 = \frac{-\sigma_p^2 - \sqrt{\sigma_p^4 + 4\lambda((\mu_p - \theta)^2 - \sigma_p^2)}}{4((\mu_p - \theta)^2 - \sigma_p^2)}$$

Moreover, we have to make sure $w^*(\theta) \in [0, 1]$ and $\mathcal{L}(w^*(\theta)) \leq (\mu_p - \theta)^2$ because (\mathcal{P}_θ) is non-convex. Now, let's consider three cases:

Case 1. $(\mu_p - \theta)^2 = \sigma_p^2$. The root of the first-order condition is $w_1 = \lambda/(2\sigma_p^2)$, which is not greater than 1 if and only if $\lambda \leq 2\sigma_p^2$. Since $\frac{\partial \mathcal{L}}{\partial w}$ is negative for $w < w_1$ and positive for $w > w_1$, $\mathcal{L}(w^*(\theta)) \leq \mathcal{L}(1) = (\mu_p - \theta)^2$ if $w_1 \leq 1$. Therefore, $w^*(\theta) = w_1$ is optimal if $\lambda \leq 2\sigma_p^2$; otherwise, $w^*(\theta) = 1$ is optimal.

Case 2. $(\mu_p - \theta)^2 > \sigma_p^2$. $w^*(\theta) \geq 0$ but $w_2 < 0$, so $w^*(\theta) \neq w_2$. Also,

$$w_1 \leq 1 \iff -\sigma_p^2 + \sqrt{\sigma_p^4 + 4\lambda((\mu_p - \theta)^2 - \sigma_p^2)} \leq 4((\mu_p - \theta)^2 - \sigma_p^2) \iff (\mu_p - \theta)^2 \geq \frac{1}{2}\sigma_p^2 + \frac{1}{4}\lambda.$$

Additionally, $\frac{\partial \mathcal{L}}{\partial w}$ is negative for $w < w_1$ and positive for $w > w_1$, so $\mathcal{L}(w^*(\theta)) < \mathcal{L}(1) = (\mu_p - \theta)^2$. Therefore, when $(\mu_p - \theta)^2 > \sigma_p^2$, $w^*(\theta) = w_1$ is optimal if $(\mu_p - \theta)^2 \geq \sigma_p^2/2 + \lambda/4$; otherwise, $w^*(\theta) = 1$ is optimal.

Notice that since

$$\lambda/(2\sigma_p^2) = \lim_{(\mu_p - \theta)^2 \rightarrow \sigma_p^2} \frac{-\sigma_p^2 + \sqrt{\sigma_p^4 + 4\lambda((\mu_p - \theta)^2 - \sigma_p^2)}}{4((\mu_p - \theta)^2 - \sigma_p^2)}$$

and $(\mu_p - \theta)^2 \geq \sigma_p^2/2 + \lambda/4 \iff \lambda \leq 2\sigma_p^2$ when $(\mu_p - \theta)^2 = \sigma_p^2$. We can conclude that when $(\mu_p - \theta)^2 \geq \sigma_p^2$, $w^*(\theta) = w_1$ is optimal if $(\mu_p - \theta)^2 \geq \sigma_p^2/2 + \lambda/4$; otherwise, $w^*(\theta) = 1$ is optimal.

Case 3. $(\mu_p - \theta)^2 < \sigma_p^2$. In what follows, we want to reveal the condition such that $w^*(\theta) \leq 1$ is optimal when $(\mu_p - \theta)^2 < \sigma_p^2$.

Feasibility of $w = w_1$: First, to make sure $\mathcal{L}'(w) = 0$ has a real root (otherwise, $w^*(\theta) = 1$ is optimal), we need $\sigma_p^4 + 4\lambda((\mu_p - \theta)^2 - \sigma_p^2) \geq 0$, which is equivalent to $(\mu_p - \theta)^2 \geq \sigma_p^2 - \sigma_p^4/(4\lambda)$. In addition, we can see that $w_1 < w_2$, and $\mathcal{L}'(w)$ is negative for $w < w_1$ or $w > w_2$, while $\mathcal{L}'(w)$ is positive for $w \in (w_1, w_2)$. Thus, the local minimum is at $w = w_1$, and the local maximum is at $w = w_2$. This means $w = w_2$ is never optimal.

Second, because $(\mu_p - \theta)^2 < \sigma_p^2$, we must have $w_1 > 0$.

Third, we want to find the conditions such that $w_1 \leq 1$:

$$w_1 = \frac{-\sigma_p^2 + \sqrt{\sigma_p^4 + 4\lambda((\mu_p - \theta)^2 - \sigma_p^2)}}{4((\mu_p - \theta)^2 - \sigma_p^2)} \leq 1 \iff \sqrt{\sigma_p^4 + 4\lambda((\mu_p - \theta)^2 - \sigma_p^2)} \geq 4(\mu_p - \theta)^2 - 3\sigma_p^2.$$

The above inequality is true if $4(\mu_p - \theta)^2 \leq 3\sigma_p^2$; otherwise, we need

$$\iff \sigma_p^4 + 4\lambda((\mu_p - \theta)^2 - \sigma_p^2) \geq (4(\mu_p - \theta)^2 - 3\sigma_p^2)^2 \iff \lambda \leq 2(2(\mu_p - \theta)^2 - \sigma_p^2) \iff (\mu_p - \theta)^2 \geq \frac{1}{2}\sigma_p^2 + \frac{1}{4}\lambda.$$

Thus, if $\lambda \leq \sigma_p^2$, either $4(\mu_p - \theta)^2 \leq 3\sigma_p^2$ or $(\mu_p - \theta)^2 \geq \sigma_p^2/2 + \lambda/4$ is true, so we always have $w_1 \leq 1$. This implies that if $\lambda \leq \sigma_p^2$, we only need $(\mu_p - \theta)^2 \geq \sigma_p^2 - \sigma_p^4/(4\lambda)$ to ensure w_1 is real. Otherwise, $w^*(\theta) = 1$ is optimal.

If $\lambda > \sigma_p^2$, we need $(\mu_p - \theta)^2 \geq \max\{\sigma_p^2/2 + \lambda/4, \sigma_p^2 - \sigma_p^4/(4\lambda)\}$ to ensure w_1 is real and not great than 1. However, notice that $\sigma_p^2/2 + \lambda/4 \geq \sigma_p^2 - \sigma_p^4/(4\lambda)$ because $\sigma_p^2/2 + \lambda/4 - [\sigma_p^2 - \sigma_p^4/(4\lambda)] = (\lambda - \sigma_p^2)^2/(4\lambda) \geq 0$. Thus, if $\lambda > \sigma_p^2$, we need $(\mu_p - \theta)^2 \geq \sigma_p^2/2 + \lambda/4$ such that $w_1 \in [0, 1]$. Otherwise, $w^*(\theta) = 1$ is optimal.

Optimality of $w = w_1$: Now we want to show the conditions such that $w^*(\theta) = w_1$ is optimal. Notice that $w^*(\theta) = w_1$ is the global minimum if $w_2 \geq 1$, since $\mathcal{L}'(w)$ is negative for $w < w_1$ and positive for $w \in (w_1, w_2)$:

$$\begin{aligned} w_2 &= \frac{-\sigma_p^2 - \sqrt{\sigma_p^4 + 4\lambda((\mu_p - \theta)^2 - \sigma_p^2)}}{4((\mu_p - \theta)^2 - \sigma_p^2)} \geq 1 \\ &\iff -\sigma_p^2 - \sqrt{\sigma_p^4 + 4\lambda((\mu_p - \theta)^2 - \sigma_p^2)} \leq 4((\mu_p - \theta)^2 - \sigma_p^2) \quad \text{since } (\mu_p - \theta)^2 < \sigma_p^2 \\ &\iff -\sqrt{\sigma_p^4 + 4\lambda((\mu_p - \theta)^2 - \sigma_p^2)} \leq 4((\mu_p - \theta)^2 - \sigma_p^2) + \sigma_p^2 \end{aligned}$$

The above inequality is true if $4(\mu_p - \theta)^2 \geq 3\sigma_p^2$; otherwise, we need

$$\begin{aligned} &\iff \sigma_p^4 + 4\lambda((\mu_p - \theta)^2 - \sigma_p^2) \geq (4((\mu_p - \theta)^2 - \sigma_p^2) + \sigma_p^2)^2 \\ &\iff \lambda \leq 4((\mu_p - \theta)^2 - \sigma_p^2) + 2\sigma_p^2 \quad \text{since } (\mu_p - \theta)^2 < \sigma_p^2 \\ &\iff \lambda \leq 4(\mu_p - \theta)^2 - 2\sigma_p^2 \iff (\mu_p - \theta)^2 \geq \frac{1}{2}\sigma_p^2 + \frac{1}{4}\lambda. \end{aligned}$$

Thus, when $(\mu_p - \theta)^2 < \sigma_p^2$, if $\sigma_p^2/2 + \min\{\sigma_p^2, \lambda\}/4 \leq (\mu_p - \theta)^2$, $w^*(\theta) = w_1$ is optimal.

Now let's discuss the case when $\sigma_p^2/2 + \min\{\sigma_p^2, \lambda\}/4 > (\mu_p - \theta)^2$. If $\lambda > \sigma_p^2$, then $\sigma_p^2/2 + \min\{\sigma_p^2, \lambda\}/4 > (\mu_p - \theta)^2 \implies 3\sigma_p^2/4 > (\mu_p - \theta)^2$. However, we've shown that $w_1 > 1$ if $\lambda > \sigma_p^2$ and $(\mu_p - \theta)^2 < \sigma_p^2/2 + \lambda/4$. so w_1 cannot be optimal. If $\lambda \leq \sigma_p^2$, $\sigma_p^2/2 + \min\{\sigma_p^2, \lambda\}/4 > (\mu_p - \theta)^2 \implies \sigma_p^2/2 + \lambda/4 > (\mu_p - \theta)^2$. As discussed above, w_1 is not feasible if $(\mu_p - \theta)^2 < \sigma_p^2 - \sigma_p^4/(4\lambda)$. Thus, when $\sigma_p^2/2 + \min\{\sigma_p^2, \lambda\}/4 > (\mu_p - \theta)^2$, w_1 is feasible only if $\lambda \leq \sigma_p^2$ and $(\mu_p - \theta)^2 \in [\sigma_p^2 - \sigma_p^4/(4\lambda), \sigma_p^2/2 + \lambda/4]$. Notice that in this case, w_1 is a local minimum so we have to discuss when w_1 is globally optimal.

In what follows, we will discuss the conditions such that w_1 is optimal when $\lambda \leq \sigma_p^2$ and $(\mu_p - \theta)^2 \in [\sigma_p^2 - \sigma_p^4/(4\lambda), \sigma_p^2/2 + \lambda/4]$. Specifically, we want to show that when $\lambda \leq \sigma_p^2$ and $(\mu_p - \theta)^2 \in [\sigma_p^2 - \sigma_p^4/(4\lambda), \sigma_p^2/2 + \lambda/4]$, there exists a threshold $\eta \geq \sigma_p^2 - \sigma_p^4/(4\lambda)$ such that when $(\mu_p - \theta)^2 > \eta$, $w^*(\theta) = w_1$ is optimal; otherwise, $w^*(\theta) = 1$ is optimal. Note that since it is shown that w_1 is optimal when $(\mu_p - \theta)^2 \geq \sigma_p^2/2 + \lambda/4$, such a threshold must exist if we can show that when $\lambda \leq \sigma_p^2$ and $(\mu_p - \theta)^2 \in [\sigma_p^2 - \sigma_p^4/(4\lambda), \sigma_p^2/2 + \lambda/4]$,

$$g((\mu_p - \theta)^2) \triangleq \mathcal{L}(1) - \mathcal{L}(w_1) = (\mu_p - \theta)^2 - \mathcal{L} \left(\frac{-\sigma_p^2 + \sqrt{\sigma_p^4 + 4\lambda((\mu_p - \theta)^2 - \sigma_p^2)}}{4((\mu_p - \theta)^2 - \sigma_p^2)} \right),$$

has at most one zero point. And this can be implied by showing that $g((\mu_p - \theta)^2)$ is monotonically increasing for any $(\mu_p - \theta)^2 \in [\sigma_p^2 - \sigma_p^4/(4\lambda), \sigma_p^2/2 + \lambda/4]$. We can show that

$$\frac{\partial g}{\partial (\mu_p - \theta)^2} = 1 - \left(-\frac{\sigma_p^2 \sqrt{\Delta} - \sigma_p^4 - 2\lambda((\mu_p - \theta)^2 - \sigma_p^2)}{8((\mu_p - \theta)^2 - \sigma_p^2)^2} \right) = \frac{8((\mu_p - \theta)^2 - \sigma_p^2)^2 + \sigma_p^2 \sqrt{\Delta} - \sigma_p^4 - 2\lambda((\mu_p - \theta)^2 - \sigma_p^2)}{8((\mu_p - \theta)^2 - \sigma_p^2)^2},$$

where $\Delta \triangleq \sigma_p^4 + 4\lambda((\mu_p - \theta)^2 - \sigma_p^2)$.

Let $h(\lambda) \triangleq 8((\mu_p - \theta)^2 - \sigma_p^2)^2 + \sigma_p^2 \sqrt{\Delta} - \sigma_p^4 - 2\lambda((\mu_p - \theta)^2 - \sigma_p^2)$ represent the numerator of $\frac{\partial g}{\partial (\mu_p - \theta)^2}$. We have $h(0) = 8((\mu_p - \theta)^2 - \sigma_p^2)^2 \geq 0$. Additionally, because $\lambda \leq \sigma_p^2$ and $(\mu_p - \theta)^2 \leq \sigma_p^2/2 + \lambda/4$, we have

$$(\mu_p - \theta)^2 \leq \sigma_p^2/2 + \lambda/4 \implies (\mu_p - \theta)^2 - \sigma_p^2 \leq \lambda/4 - \sigma_p^2/2 \implies 8((\mu_p - \theta)^2 - \sigma_p^2)^2 \geq 2(\lambda - 4\sigma_p^2)((\mu_p - \theta)^2 - \sigma_p^2).$$

Therefore,

$$\begin{aligned} h(\lambda = \sigma_p^2) &= 8((\mu_p - \theta)^2 - \sigma_p^2)^2 + \sigma_p^2 \sqrt{\Delta} - \sigma_p^4 - 2\sigma_p^2((\mu_p - \theta)^2 - \sigma_p^2) \\ &\geq 2(\sigma_p^2 - 2\sigma_p^2)((\mu_p - \theta)^2 - \sigma_p^2) + \sigma_p^2 \sqrt{\Delta} - \sigma_p^4 - 2\sigma_p^2((\mu_p - \theta)^2 - \sigma_p^2) \\ &= \sqrt{\Delta}(\sigma_p^2 - \sqrt{\Delta}) \geq 0, \end{aligned}$$

where we have used that since $\lambda \leq \sigma_p^2$ and $(\mu_p - \theta)^2 \leq \frac{1}{2}\sigma_p^2 + \frac{1}{4}\lambda \implies (\mu_p - \theta)^2 \leq \sigma_p^2 \implies \sigma_p^2 \geq \sqrt{\Delta}$. In addition,

$$\begin{aligned} \frac{\partial h}{\partial \lambda} &= \frac{\sigma_p^2}{2\sqrt{\Delta}} 4((\mu_p - \theta)^2 - \sigma_p^2) - 2((\mu_p - \theta)^2 - \sigma_p^2) \\ &= 2((\mu_p - \theta)^2 - \sigma_p^2) \left(\frac{\sigma_p^2}{\sqrt{\Delta}} - 1 \right) \leq 0 \quad \text{since } \lambda \leq \sigma_p^2 \text{ and } (\mu_p - \theta)^2 \leq \frac{1}{2}\sigma_p^2 + \frac{1}{4}\lambda \implies (\mu_p - \theta)^2 \leq \sigma_p^2. \end{aligned}$$

This implies $h(\lambda) \geq h(\lambda = \sigma_p^2) \geq 0$ for any $\lambda \leq \sigma_p^2$, which further implies that $\frac{\partial g}{\partial (\mu_p - \theta)^2} \geq 0$.

Therefore, if $\lambda \leq \sigma_p^2$, $g((\mu_p - \theta)^2)$ is monotonically increasing for any $(\mu_p - \theta)^2 \in [\sigma_p^2 - \sigma_p^4/(4\lambda), \sigma_p^2/2 + \lambda/4]$. This means that if $\lambda \leq \sigma_p^2$, there exists a threshold $\eta \geq \sigma_p^2 - \sigma_p^4/(4\lambda)$ such that when $(\mu_p - \theta)^2 > \eta$, $w^*(\theta) = w_1$ is optimal.

In summary, when $\lambda > \sigma_p^2$, then $\tau_d(\lambda) \triangleq \sqrt{\sigma_p^2/2 + \lambda/4}$ is a threshold such that $w^*(\theta) = w_1$ is optimal if and only if $|\mu_p - \theta| \geq \tau_d(\lambda)$; and when $\lambda \leq \sigma_p^2$, then $\tau_d(\lambda) \triangleq \sqrt{\eta}$ is a threshold such that $w^*(\theta) = w_1$ is optimal if and only if $|\mu_p - \theta| \geq \tau_d(\lambda)$. Additionally, it is clear that $\sigma_p^2/2 + \lambda/4$ strictly increases in λ ; and we can verify that

$$\frac{\partial \mathcal{L}(w_1)}{\partial \lambda} = \frac{3\lambda((\mu_p - \theta)^2 - \sigma_p^2)}{2\sqrt{\Delta}(-\sigma_p^2 + \sqrt{\Delta})} - \frac{1}{2} \ln w_1 = \frac{3\lambda}{8\sqrt{\Delta}w_1} - \frac{1}{2} \ln w_1 > 0$$

which implies $g((\mu_p - \theta)^2)$ strictly decreases in λ . Because we have shown $\frac{\partial g}{\partial (\mu_p - \theta)^2} \geq 0$, then we must have η strictly increases in λ . These imply that $\tau_d(\lambda)$ strictly increases in λ . \square

Online Supplement

Appendix B: Results in Section 4.¹¹

Proof of Proposition 1. We want to show the change of $\mathcal{L}^*(\theta)$, $\mathcal{I}^*(\theta)$ and $\mathcal{E}(\theta, \sigma_U^*(\theta))$ with respect to $(\mu_p - \theta)^2$. We will make use of Lemma 1. Let $\Delta = \sigma_p^4 + 4\lambda((\mu_p - \theta)^2 - \sigma_p^2)$.

Item 1. When $|\mu_p - \theta| \geq \tau_d(\lambda)$, we can verify that

$$\frac{\partial \mathcal{L}(\theta, \sigma_U^*(\theta))}{\partial (\mu_p - \theta)^2} = -\frac{\sigma_p^2 \sqrt{\Delta} - \sigma_p^4 - 2\lambda((\mu_p - \theta)^2 - \sigma_p^2)}{8((\mu_p - \theta)^2 - \sigma_p^2)^2}.$$

We want to show the numerator is non-negative (i.e., $-\sigma_p^2 \sqrt{\Delta} - \sigma_p^4 - 2\lambda((\mu_p - \theta)^2 - \sigma_p^2) \geq 0$). Since $\Delta \geq 0$ when $|\mu_p - \theta| \geq \tau_d(\lambda)$, $\sigma_p^4 + 2\lambda((\mu_p - \theta)^2 - \sigma_p^2) \geq 0$. Thus,

$$\sigma_p^2 \sqrt{\Delta} - \sigma_p^4 - 2\lambda((\mu_p - \theta)^2 - \sigma_p^2) \leq 0 \iff 4\lambda^2((\mu_p - \theta)^2 - \sigma_p^2)^2 \geq 0. \quad (9)$$

This means the numerator $-\sigma_p^2 \sqrt{\Delta} - \sigma_p^4 - 2\lambda((\mu_p - \theta)^2 - \sigma_p^2)$ must be non-negative.

When $|\mu_p - \theta| < \tau_d(\lambda)$, $\mathcal{L}(\theta, \sigma_U^*(\theta)) = (\mu_p - \theta)^2 \implies \frac{\partial \mathcal{L}(\theta, \sigma_U^*(\theta))}{\partial (\mu_p - \theta)^2} = 1$. And $\mathcal{L}(\theta, \sigma_U^*(\theta))$ is continuous at $|\mu_p - \theta| = \tau_d(\lambda)$. Thus, $\mathcal{L}(\theta, \sigma_U^*(\theta))$ increases in $|\mu_p - \theta|$. By definition, $\mathcal{L}^*(\theta) \triangleq \min(\Gamma, \mathcal{L}(\theta, \sigma_U^*(\theta)))$, so $\mathcal{L}^*(\theta)$ increases in $|\mu_p - \theta|$.

Item 2. When $|\mu_p - \theta| \geq \tau_d(\lambda)$, we can verify that

$$\frac{\partial \mathcal{I}(\sigma_U^*(\theta))}{\partial (\mu_p - \theta)^2} = -\frac{1}{2} \cdot \frac{\sigma_p^2 \sqrt{\Delta} - \sigma_p^4 - 2\lambda((\mu_p - \theta)^2 - \sigma_p^2)}{\sqrt{\Delta}((\mu_p - \theta)^2 - \sigma_p^2)(-\sigma_p^2 + \sqrt{\Delta})}$$

Since $w^*(\theta) \geq 0$ when $|\mu_p - \theta| \geq \tau_d(\lambda)$, $(\mu_p - \theta)^2 \geq \sigma_p^2$ and $\sqrt{\Delta} \geq \sigma_p^2$. This implies the denominator $((\mu_p - \theta)^2 - \sigma_p^2)(-\sigma_p^2 + \sqrt{\Delta}) \geq 0$. Because of (9), the numerator is also non-negative, which implies that $\frac{\partial \mathcal{I}(\sigma_U^*(\theta))}{\partial (\mu_p - \theta)^2} \geq 0$.

When $|\mu_p - \theta| < \tau_d(\lambda)$, $\mathcal{I}(\sigma_U^*(\theta)) = 0 \implies \frac{\partial \mathcal{I}(\sigma_U^*(\theta))}{\partial (\mu_p - \theta)^2} = 0$. We conclude that $\mathcal{I}(\sigma_U^*(\theta))$ increases in $|\mu_p - \theta|$.

Item 3. Firstly, notice that $\mathcal{L}(\theta, \sigma_U^*(\theta)) = 0$ for $d(\theta) = 0$ and we have shown that $\mathcal{L}(\theta, \sigma_U^*(\theta))$ monotonically increases in $d(\theta)$ in item 1. In addition, we can see that $w^*(\theta) \rightarrow 0$ as $d(\theta) \rightarrow \infty$, which leads to $\mathcal{I}(\sigma_U^*(\theta)) \rightarrow \infty$ and $\mathcal{L}(\theta, \sigma_U^*(\theta)) \rightarrow \infty$ as $d(\theta) \rightarrow \infty$. These imply that for any $\Gamma > 0$, there must exist a threshold $\tau_a > 0$ such that $d(\theta) \leq \tau_a \iff \mathcal{L}(\theta, \sigma_U^*(\theta)) \leq \Gamma$.

Item 4. When $|\mu_p - \theta| < \tau_d(\lambda)$, by Lemma 1 (cf. Section A), $\sigma_U^*(\theta) = \infty$, thereby $\mathcal{E}(\theta, \sigma_U^*(\theta)) = (\mu_p - \theta)^2$ and $\frac{\partial \mathcal{E}(\theta, \sigma_U^*(\theta))}{\partial (\mu_p - \theta)^2} = 1 > 0$.

When $|\mu_p - \theta| \geq \tau_d(\lambda)$, by Lemma 1, $\sigma_U^*(\theta) < \infty$. And we can verify that

$$\frac{\partial \mathcal{E}(\theta, \sigma_U^*(\theta))}{\partial (\mu_p - \theta)^2} = \frac{\sigma_p^2(\sigma_p^2 \sqrt{\Delta} - \sigma_p^4 - 2\lambda((\mu_p - \theta)^2 - \sigma_p^2))}{8\sqrt{\Delta}((\mu_p - \theta)^2 - \sigma_p^2)^2}$$

Because of Inequality (9), the numerator is non-positive, thereby $\frac{\partial \mathcal{E}(\theta, \sigma_U^*(\theta))}{\partial (\mu_p - \theta)^2} \leq 0$.

We conclude that if $|\mu_p - \theta| < \tau_d(\lambda)$, $\mathcal{E}(\theta, \sigma_U^*(\theta))$ increases in $(\mu_p - \theta)^2$; if $|\mu_p - \theta| \geq \tau_d(\lambda)$, $\mathcal{E}(\theta, \sigma_U^*(\theta))$ decreases in $|\mu_p - \theta|$. \square

Proof of Proposition 2. As shown in item 3 of Proposition 1, if $d(\theta) \geq \tau_a$, users will work on their own and $\theta^* = \theta$, so $|\mathbb{E}[\theta^*|\theta] - \mu_p| = |\theta - \mu_p|$.

If $d(\theta) < \tau_a$, $\theta^* = \theta_A^*$. By Equation (2), we know $\mathbb{E}[\theta_A|\theta] = \frac{\sigma_p^2}{\sigma_p^2 + \sigma_U^2} \cdot \theta + \frac{\sigma_U^2}{\sigma_p^2 + \sigma_U^2} \cdot \mu_p$, so $|\mathbb{E}[\theta_A^*|\theta] - \mu_p| =$

$\frac{\sigma_p^2}{\sigma_p^2 + \sigma_U^2} |\theta - \mu_p|$ which equals 0 if $\theta = \mu_p$.

Additionally, since $\mathcal{L}(\theta, \sigma_U) \rightarrow \infty$ as $\sigma_U \rightarrow 0$ and $\sigma_U = \infty$ is feasible, we must have $\sigma_U^*(\theta) > 0$. Thus, $|\mathbb{E}[\theta_A^*|\theta] - \mu_p| < |\theta - \mu_p|$ whenever $\theta \neq \mu_p$. \square

In what follows, we prove a more detailed version of Theorem 1

¹¹ In all the proofs, we use $\epsilon_s \triangleq s - \theta \sim N(0, \sigma_U^2)$ to denote the noise of a signal.

THEOREM 1 (Full version) When everyone uses AI ($\Gamma \rightarrow +\infty$), the variance of the population output is lower than the variance of the population preferences, $\mathbb{V}(\theta^*) < \mathbb{V}(\theta)$, and strictly decreases in the cost of human-AI interactions λ . In general, $\lim_{\lambda \rightarrow 0} \mathbb{V}(\theta^*) = \mathbb{V}(\theta)$ and $\lim_{\lambda \rightarrow +\infty} \mathbb{V}(\theta^*) < \mathbb{V}(\theta)$. In addition, $\mathbb{V}(\theta^*) < \mathbb{V}(\theta)$ if $\lambda \geq \sigma_U^2/2$ or $\Gamma \leq \hat{\Gamma}$ or $\Gamma \geq \hat{\Gamma}$ for some $\hat{\Gamma} > 0, \hat{\Gamma} > 0$.

Proof of Theorem 1. By Lemma 1 (cf. Section A), the AI's output $\theta_A(s, \sigma_U^*(\theta))$ is

$$\theta_A(s, \sigma_U^*(\theta)) = \begin{cases} (1 - w^*(\theta))s + w^*(\theta)\mu_p & |\mu_p - \theta| \geq \tau_d(\lambda) \\ \mu_p & \text{otherwise} \end{cases}$$

where $w^*(\theta) = \frac{-\sigma_p^2 + \sqrt{\sigma_p^4 + 4\lambda((\mu_p - \theta)^2 - \sigma_p^2)}}{4((\mu_p - \theta)^2 - \sigma_p^2)}$, and $\tau_d(\lambda) > 0$ is a threshold that increases in λ and is not less than $\sigma_p^2 - (\sigma_p^4/(4\lambda))$.

By definition, the unconditional variance of θ^* is $\mathbb{V}(\theta^*) = \mathbb{E}_{\pi_p(\cdot)}[(\theta^* - \mathbb{E}_{\pi_p(\cdot)}[\theta^*])^2]$. Let $\phi((x - \mu)/\sigma)$ and $\Phi((x - \mu)/\sigma)$ denote the probability density function and the cumulative density function of $N(\mu, \sigma^2)$, respectively. Be definition,

$$\mathbb{E}_{\pi_p(\cdot)}[\theta^*] = \int_{-\infty}^{\infty} \int_{-\infty}^{\infty} \theta^* \phi\left(\frac{\epsilon_s}{\sigma_U^*(\theta)}\right) d\epsilon_s \phi\left(\frac{\theta - \mu_p}{\sigma_p}\right) d\theta.$$

First, when $\tau_d > \tau_a$, we know that for any $\theta < \tau_a < \tau_d$, $w^*(\theta) = 1$ and $\theta^* = \mu_p$; for any $\theta > \tau_a$, $\theta^* = \theta$, so

$$\begin{aligned} \mathbb{E}_{\pi_p(\cdot)}[\theta^*] &= \int_{d(\theta) < \tau_a} \int_{-\infty}^{\infty} \mu_p \phi\left(\frac{\epsilon_s}{\sigma_U^*(\theta)}\right) d\epsilon_s \phi\left(\frac{\theta - \mu_p}{\sigma_p}\right) d\theta + \int_{d(\theta) > \tau_a} \int_{-\infty}^{\infty} \theta \phi\left(\frac{\epsilon_s}{\sigma_U^*(\theta)}\right) d\epsilon_s \phi\left(\frac{\theta - \mu_p}{\sigma_p}\right) d\theta \\ &= \int_{d(\theta) < \tau_a} \mu_p \phi\left(\frac{\theta - \mu_p}{\sigma_p}\right) d\theta + \int_{d(\theta) > \tau_a} \theta \phi\left(\frac{\theta - \mu_p}{\sigma_p}\right) d\theta = \mu_p, \end{aligned}$$

where we have used that $\int_{d(\theta) > \tau_a} (\theta - \mu_p) \phi\left(\frac{\theta - \mu_p}{\sigma_p}\right) d\theta = 0$ due to the symmetry. When $\tau_d \leq \tau_a$,

$$\mathbb{E}_{\pi_p(\cdot)}[\theta^*] = \int_{d(\theta) \in (\tau_d, \tau_a)} (1 - w^*(\theta))(\theta - \mu_p) \phi\left(\frac{\theta - \mu_p}{\sigma_p}\right) d\theta + \int_{-\infty}^{\infty} \mu_p \phi\left(\frac{\theta - \mu_p}{\sigma_p}\right) d\theta = \int_{-\infty}^{\infty} \mu_p \phi\left(\frac{\theta - \mu_p}{\sigma_p}\right) d\theta = \mu_p,$$

where we have used that $\int_{d(\theta) \in (\tau_d, \tau_a)} (1 - w^*(\theta))(\theta - \mu_p) \phi\left(\frac{\theta - \mu_p}{\sigma_p}\right) d\theta = 0$ because $(1 - w^*(\theta))(\theta - \mu_p) \phi\left(\frac{\theta - \mu_p}{\sigma_p}\right)$ is symmetric with respect to $\theta = \mu_p$. Thus, when $\tau_d > \tau_a$,

$$\mathbb{V}(\theta^*) = \int_{d(\theta) > \tau_a} \int_{-\infty}^{\infty} (\mu_p - \theta)^2 \phi\left(\frac{\epsilon_s}{\sigma_U^*(\theta)}\right) d\epsilon_s \phi\left(\frac{\theta - \mu_p}{\sigma_p}\right) d\theta = \int_{d(\theta) > \tau_a} (\mu_p - \theta)^2 \phi\left(\frac{\theta - \mu_p}{\sigma_p}\right) d\theta, \quad (10)$$

and when $\tau_d \leq \tau_a$

$$\mathbb{V}(\theta^*) = 2 \left[\int_{\mu_p + \tau_d}^{\tau_a} [(1 - w^*(\theta))w^*(\theta)\sigma_p^2 + (1 - w^*(\theta))^2(\mu_p - \theta)^2] \phi\left(\frac{\theta - \mu_p}{\sigma_p}\right) d\theta + \int_{\mu_p + \tau_a}^{\infty} (\mu_p - \theta)^2 \phi\left(\frac{\theta - \mu_p}{\sigma_p}\right) d\theta \right]. \quad (11)$$

1. Now, let us first show that when $\Gamma \rightarrow \infty$, $\mathbb{V}(\theta^*)$ is strictly decreasing in λ . In this case,

$$\mathbb{V}(\theta^*) = 2 \int_{\mu_p + \tau_d}^{\infty} [(1 - w^*(\theta))w^*(\theta)\sigma_p^2 + (1 - w^*(\theta))^2(\mu_p - \theta)^2] \phi\left(\frac{\theta - \mu_p}{\sigma_p}\right) d\theta$$

Let $h(\theta) \triangleq [(1 - w^*(\theta))w^*(\theta)\sigma_p^2 + (1 - w^*(\theta))^2(\mu_p - \theta)^2]$, then $\mathbb{V}(\theta^*) = 2 \int_{\mu_p + \tau_d(\lambda)}^{\infty} h(\theta) \phi\left(\frac{\theta - \mu_p}{\sigma_p}\right) d\theta$.

By the Leibniz integral rule,

$$\frac{\partial \mathbb{V}(\theta^*)}{\partial \lambda} = -2h(\theta) \phi\left(\frac{\theta - \mu_p}{\sigma_p}\right) \Big|_{\theta = \mu_p + \tau_d(\lambda)} \cdot \frac{\partial \sqrt{\tau_d(\lambda)}}{\partial \lambda} + 2 \int_{\mu_p + \tau_d(\lambda)}^{\infty} \frac{\partial h(\theta)}{\partial \lambda} \phi\left(\frac{\theta - \mu_p}{\sigma_p}\right) d\theta.$$

Since $\frac{\partial \sqrt{\tau_d(\lambda)}}{\partial \lambda} > 0$ by Lemma 1, we only need to show: $2 \int_{\mu_p + \tau_d(\lambda)}^{\infty} \frac{\partial h(\theta)}{\partial \lambda} \phi\left(\frac{\theta - \mu_p}{\sigma_p}\right) d\theta < 0$. Let $\Delta = \sigma_p^4 + 4\lambda((\mu_p - \theta)^2 - \sigma_p^2)$ and notice that

$$\begin{aligned} 2 \int_{\mu_p + \tau_d(\lambda)}^{\infty} \frac{\partial h(\theta)}{\partial \lambda} \phi\left(\frac{\theta - \mu_p}{\sigma_p}\right) d\theta &= 2 \int_{\mu_p + \tau_d(\lambda)}^{\infty} \frac{\partial h(\theta)}{\partial w^*(\theta)} \cdot \frac{\partial w^*(\theta)}{\partial \lambda} \phi\left(\frac{\theta - \mu_p}{\sigma_p}\right) d\theta \\ &= \int_{\mu_p + \tau_d(\lambda)}^{\infty} [2w^*(\theta)((\mu_p - \theta)^2 - \sigma_p^2) + \sigma_p^2 - 2(\mu_p - \theta)^2] \frac{1}{\sqrt{\Delta}} \phi\left(\frac{\theta - \mu_p}{\sigma_p}\right) d\theta \end{aligned}$$

Let $g(\theta) \triangleq [2w^*(\theta)((\mu_p - \theta)^2 - \sigma_p^2) + \sigma_p^2 - 2(\mu_p - \theta)^2]/\sqrt{\Delta}$, we want to show $\int_{\mu_p + \tau_d(\lambda)}^{\infty} g(\theta)\phi\left(\frac{\theta - \mu_p}{\sigma_p}\right) d\theta < 0$.

First, when $\lambda > \sigma_p^2/2$, we want to show $g(\theta) \leq 0$ for any $\theta \geq \mu_p + \tau_d(\lambda)$.

By Lemma 1, $\tau_d(\lambda) > \sqrt{\sigma_p^2 - \sigma_p^4/(4\lambda)}$, so $\tau_d(\lambda) > \sigma_p/\sqrt{2}$. This implies that for any $\theta \geq \mu_p + \tau_d(\lambda)$, $(\mu_p - \theta)^2 > \sigma_p^2/2$.

If $(\mu_p - \theta)^2 > \sigma_p^2$, $2w^*(\theta)((\mu_p - \theta)^2 - \sigma_p^2) + \sigma_p^2 - 2(\mu_p - \theta)^2 \leq -\sigma_p^2 < 0$, because $w^*(\theta) \leq 1$. And if $\frac{\sigma_p^2}{2} < (\mu_p - \theta)^2 \leq \sigma_p^2$, $2w^*(\theta)((\mu_p - \theta)^2 - \sigma_p^2) + \sigma_p^2 - 2(\mu_p - \theta)^2 \leq \sigma_p^2 - 2(\mu_p - \theta)^2 < 0$, because $w^*(\theta) > 0$. Thus, $(\mu_p - \theta)^2 > \frac{\sigma_p^2}{2}$ implies $2w^*(\theta)((\mu_p - \theta)^2 - \sigma_p^2) + \sigma_p^2 - 2(\mu_p - \theta)^2 < 0$, which further implies $g(\theta) < 0$. Therefore, we obtain the desired inequality.

Second, when $\lambda \leq \sigma_p^2/2$: Let $\alpha = \lambda/\sigma_p^2$ (so $\lambda \leq \sigma_p^2/2$ implies $\alpha \leq 1/2$). The substitution $x \triangleq \frac{\theta - \mu_p}{\sigma_p}$ yields

$$\int_{\mu_p + \tau_d(\lambda)}^{\infty} g(\theta)\phi\left(\frac{\theta - \mu_p}{\sigma_p}\right) d\theta = \frac{1}{\sqrt{2\pi}} \int_{\hat{\tau}_d(\alpha)}^{\infty} [(1 - 2\hat{w}(x, \alpha)) + 2(\hat{w}(x, \alpha) - 1)x^2] \frac{1}{\sqrt{\hat{\Delta}(x, \alpha)}} \exp\left(-\frac{x^2}{2}\right) dx,$$

where $\hat{\tau}_d(\alpha) = \frac{\tau_d(\lambda)}{\sigma_p}$, $\hat{w}(x, \alpha) = \frac{-1 + \sqrt{1 + 4\alpha(x^2 - 1)}}{4(x^2 - 1)}$ and $\hat{\Delta}(x, \alpha) = 1 + 4\alpha(x^2 - 1)$.

Note that

$$(1 - 2\hat{w}(x, \alpha)) + 2(\hat{w}(x, \alpha) - 1)x^2] \frac{1}{\sqrt{\hat{\Delta}(x, \alpha)}} = \frac{1}{2} \left[1 + \frac{1 - 4x^2}{\sqrt{1 + 4\alpha(x^2 - 1)}} \right].$$

Define

$$G(\alpha) \triangleq \int_{\hat{\tau}_d(\alpha)}^{\infty} \left[1 + \frac{1 - 4x^2}{\sqrt{1 + 4\alpha(x^2 - 1)}} \right] \exp\left(-\frac{x^2}{2}\right) dx.$$

We want to show $\forall \alpha \in [0, 1/2]$, $G(\alpha) < 0$.

Let's do another change of variables: $y \triangleq x^2 - 1$, which implies $dy = 2xdx$ and $x = \sqrt{y + 1}$. This yields

$$G(\alpha) = \int_{\hat{\tau}_d^2(\alpha) - 1}^{\infty} \left[1 - \frac{3 + 4y}{\sqrt{1 + 4\alpha y}} \right] \exp\left(-\frac{y + 1}{2}\right) \frac{1}{2\sqrt{y + 1}} dy$$

Let $\omega(y, \alpha) \triangleq 1 - (3 + 4y)/\sqrt{1 + 4\alpha y}$. Note that

- (a) If $y \geq 0$, $\omega(y, \alpha)$ is increasing α .
- (b) If $y \in [-3/4, 0)$, $\omega(y, \alpha)$ is decreasing α .
- (c) If $y \in [-1, -3/4)$, $\omega(y, \alpha)$ is increasing α .

Correspondingly,

(a) Let

$$G_0(\alpha) \triangleq \int_0^{\infty} \omega(y, \alpha) \exp\left(-\frac{y + 1}{2}\right) \frac{1}{2\sqrt{y + 1}} dy$$

we have $G_0(\alpha) \leq G_0(1/2) \leq G_0(1) < -0.96$.

- (b) $\hat{\tau}_d^2(\alpha) - 1 \geq -3/4 \iff \hat{\tau}_d^2(\alpha) \geq 1/4$

Note that $\hat{\tau}_d^2(\alpha) = \tau_d^2(\lambda)/\sigma_p^2$, and by the definition of $\tau_d(\lambda)$ in the proof of Lemma 1, $\tau_d(\lambda)$ solves

$$(\tau_d^2(\lambda, \sigma_p) - \sigma_p^2)m^2 + \sigma_p^2 m - \frac{\lambda}{2} \ln(m) = \tau_d^2(\lambda, \sigma_p) - \sigma_p^2$$

where $m = \frac{-\sigma_p^2 + \sqrt{\sigma_p^4 + 4\lambda(\tau_d^2(\lambda, \sigma_p) - \sigma_p^2)}}{4(\tau_d^2(\lambda, \sigma_p) - \sigma_p^2)}$. This is equivalent to that $\hat{\tau}_d(\alpha)$ solves $(\hat{\tau}_d^2(\alpha) - 1)m^2 + m -$

$\frac{\alpha}{2} \ln(m) = \hat{\tau}_d(\alpha)$, where $m = \frac{-1 + \sqrt{1 + 4\alpha(\hat{\tau}_d^2(\alpha) - 1)}}{4(\hat{\tau}_d^2(\alpha) - 1)}$. Thus, there exists α^* such that $\hat{\tau}_d^2(\alpha) \geq 1/4 \iff \alpha \geq \alpha^*$. And we can numerically compute $\alpha^* \approx 0.13845$.

Let

$$G_1(\alpha) \triangleq \int_{\hat{\tau}_d^2(\alpha) - 1}^0 \omega(y, \alpha) \exp\left(-\frac{y + 1}{2}\right) \frac{1}{2\sqrt{y + 1}} dy$$

Since $\omega(y, \alpha)$ is decreasing in α , we have

$$G_1(\alpha) \leq \int_{\hat{\tau}_d^2(\alpha)-1}^0 \omega(y, \alpha^*) \exp\left(-\frac{y+1}{2}\right) \frac{1}{2\sqrt{y+1}} dy \leq \int_{-3/4}^0 \omega(y, \alpha^*) \exp\left(-\frac{y+1}{2}\right) \frac{1}{2\sqrt{y+1}} dy$$

The latter evaluates (numerically) to a strictly negative value. Thus, $G(\alpha) = G_0(\alpha) + G_1(\alpha) < 0$.

(c) $\hat{\tau}_d^2(\alpha) - 1 < -3/4 \iff \alpha < \alpha^*$

$$\begin{aligned} G_1(\alpha) &= \int_{\hat{\tau}_d^2(\alpha)-1}^{\hat{\tau}_d^2(\alpha^*)-1} \omega(y, \alpha) \exp\left(-\frac{y+1}{2}\right) \frac{1}{2\sqrt{y+1}} dy + \int_{\hat{\tau}_d^2(\alpha^*)-1}^0 \omega(y, \alpha) \exp\left(-\frac{y+1}{2}\right) \frac{1}{2\sqrt{y+1}} dy \\ &\leq \int_{-1}^0 \omega(y, \alpha^*) \exp\left(-\frac{y+1}{2}\right) \frac{1}{2\sqrt{y+1}} dy \end{aligned}$$

The latter evaluates (numerically) to a value strictly below 0.817. Thus, $G(\alpha) = G_0(\alpha) + G_1(\alpha) < -0.96 + 0.817 < 0$.

We conclude that $\forall \alpha \in [0, 1/2]$, $G(\alpha) < 0$. Hence, $\mathbb{V}(\theta^*)$ strictly decreases in λ .

2. We want to show that $\forall \Gamma > 0$, $\lim_{\lambda \rightarrow 0} \mathbb{V}(\theta^*) = \mathbb{V}(\theta)$ and $\lim_{\lambda \rightarrow +\infty} \mathbb{V}(\theta^*) < \mathbb{V}(\theta)$.

When $\lambda = 0$, we know $\forall \theta$, $w^*(\theta) = 0$, $\theta_A^* = \theta$. Thus,

$$\lim_{\lambda \rightarrow 0} \mathbb{V}(\theta^*) = \int_{-\infty}^{\infty} (\mu_p - \theta)^2 \phi\left(\frac{\theta - \mu_p}{\sigma_p}\right) d\theta = \mathbb{V}(\theta) = \sigma_p^2$$

When $\lambda \rightarrow \infty$, by definition, for any θ , $\mathcal{L} \rightarrow \infty$ if σ_U is finite, so the optimal decision is $\sigma_U^* = +\infty$ with $\mathcal{L}^* = (\theta - \mu_p)^2$. Thus, by Equation (10),

$$\lim_{\lambda \rightarrow \infty} \mathbb{V}(\theta^*) = 2 \int_{\mu_p + \tau_a}^{\infty} (\mu_p - \theta)^2 \phi\left(\frac{\theta - \mu_p}{\sigma_p}\right) d\theta$$

And by Proposition 1, for any $\Gamma > 0$, we must have $\tau_a > 0$, so

$$\lim_{\lambda \rightarrow \infty} \mathbb{V}(\theta^*) = 2 \int_{\mu_p + \tau_a}^{\infty} (\mu_p - \theta)^2 \phi\left(\frac{\theta - \mu_p}{\sigma_p}\right) d\theta < 2 \int_{\mu_p}^{\infty} (\mu_p - \theta)^2 \phi\left(\frac{\theta - \mu_p}{\sigma_p}\right) d\theta = \mathbb{V}(\theta)$$

3. Since we've shown $\lim_{\lambda \rightarrow 0} \mathbb{V}(\theta^*) = \mathbb{V}(\theta)$ and $\mathbb{V}(\theta^*)$ strictly decreases in λ when $\Gamma \rightarrow \infty$, we must have $\mathbb{V}(\theta^*) < \mathbb{V}(\theta)$ when $\Gamma \rightarrow \infty$.

4. We want to show $\mathbb{V}(\theta^*) < \mathbb{V}(\theta)$ if $\lambda \geq \sigma_U^2/2$ or $\Gamma \leq \hat{\Gamma}$ or $\Gamma \geq \tilde{\Gamma}$ for some $\hat{\Gamma} > 0, \tilde{\Gamma} > 0$. Let $D \triangleq \mathbb{V}(\theta) - \mathbb{V}(\theta^*)$

First, when $\tau_d > \tau_a$, Equation (10) yields

$$D = \int_{d(\theta) > 0} (\mu_p - \theta)^2 \phi\left(\frac{\theta - \mu_p}{\sigma_p}\right) d\theta - \int_{d(\theta) > \tau_a} (\mu_p - \theta)^2 \phi\left(\frac{\theta - \mu_p}{\sigma_p}\right) d\theta$$

which is positive since τ_a is positive.

Second, when $\tau_d \leq \tau_a$, Equation (11) yields

$$D = \int_{\mu_p}^{\mu_p + \tau_a} (\mu_p - \theta)^2 \phi\left(\frac{\theta - \mu_p}{\sigma_p}\right) d\theta - \int_{\mu_p + \tau_d}^{\mu_p + \tau_a} [(1 - w^*(\theta))w^*(\theta)\sigma_p^2 + (1 - w^*(\theta))^2(\mu_p - \theta)^2] \phi\left(\frac{\theta - \mu_p}{\sigma_p}\right) d\theta$$

We can do the same change of variables as the above steps. In particular, let $y = ((\theta - \mu_p)/\sigma_p)^2 - 1$, then we have

$$D = \frac{\sigma_p}{\sqrt{2\pi}} \left[\int_{-1}^{\hat{\tau}_a^2-1} (1+y) \frac{\exp(-(y+1)/2)}{\sqrt{y+1}} d\theta - \int_{\hat{\tau}_d^2-1}^{\hat{\tau}_a^2-1} (1-\hat{w})(1+(1-\hat{w})y) \frac{\exp(-(y+1)/2)}{\sqrt{y+1}} d\theta \right]$$

where $\hat{\tau}_a = \tau_a/\sigma_p$, $\hat{\tau}_d = \tau_d/\sigma_p$, $\hat{w} = (-1 + \sqrt{1+4\alpha y})/(4y)$ and $\alpha = \lambda/\sigma_p^2$.

(a) When $\lambda \geq \sigma_p^2/2$, by Lemma 1, $\tau_d \geq \sqrt{\sigma_p^2 - \sigma_p^4/(4\lambda)}$, so $\hat{\tau}_d \geq 1/\sqrt{2}$. Let

$$f(w) \triangleq \int_{\hat{\tau}_d^2-1}^{\hat{\tau}_a^2-1} \omega(w, y) \exp\left(-\frac{y+1}{2}\right) \frac{1}{\sqrt{y+1}} d\theta, \text{ where } \omega(w, y) \triangleq (1-w)(1+(1-w)y).$$

Notice that $\frac{\partial \omega}{\partial w} = -1 - 2(1-w)y$, which is non-positive if and only if $(1-w)y \geq -1/2$. Because $y \geq \hat{\tau}_d - 1 > -1/2$ and $\hat{w} \in [0, 1]$, this implies that $(1-\hat{w})y \geq -1/2$ and $\frac{\partial \omega}{\partial \hat{w}} \leq 0$.

Thus,

$$\max_{w \in [0,1]} f(w) = \int_{\hat{\tau}_d^2 - 1}^{\hat{\tau}_d^2 - 1} (1+y) \exp\left(-\frac{y+1}{2}\right) \frac{1}{\sqrt{y+1}} d\theta.$$

So we get a lower bound of D :

$$D \geq \frac{\sigma_p}{\sqrt{2\pi}} \int_{-1}^{\hat{\tau}_d^2 - 1} (y+1) \frac{\exp(-(y+1)/2)}{\sqrt{y+1}} d\theta.$$

And by Lemma 1, we know $\forall \lambda > 0$, we must have $\tau_d > 0$. Thus, $D > 0$.

- (b) Let $\hat{\Gamma} \triangleq \mathcal{L}^*(\theta)|_{\theta=\mu_p+\tau_d} > 0$. When $\Gamma \leq \hat{\Gamma}$, this means $\tau_a \leq \tau_d$, by Equation (10), $\mathbb{V}(\theta^*) = \int_{d(\theta) > \tau_a} (\mu_p - \theta)^2 \phi\left(\frac{\theta - \mu_p}{\sigma_p}\right) d\theta$, which is less than $\mathbb{V}(\theta)$, since $\tau_a > 0$ whenever $\Gamma > 0$.
- (c) Let $\hat{\Gamma} \triangleq \mathcal{L}^*(\theta)|_{\theta=\mu_p+\sigma_p/\sqrt{2}} > 0$

When $\Gamma \geq \hat{\Gamma}$, then $\tau_a \geq \sigma_p/\sqrt{2} \implies \hat{\tau}_a \geq 1/\sqrt{2} \implies \hat{\tau}_d^2 - 1 \geq -1/2$.

Also, in part 3 (a), we have seen that if $y \geq -1/2$, $\frac{\partial \omega}{\partial w}(\hat{w}, y) \leq 0$ (since $\hat{w} \in [0, 1]$). This implies that if $y \geq -1/2$, $\omega(\hat{w}, y) \leq \omega(0, y) = (1+y)$.

And if $\hat{\tau}_a^2 - 1$ increases to $\hat{\tau}_a^2 - 1 + \xi$ for any $\xi > 0$, then the change of D is

$$\delta_D = \frac{\sigma_p}{\sqrt{2\pi}} \left[\int_{\hat{\tau}_a^2 - 1}^{\hat{\tau}_a^2 - 1 + \xi} [(1+y) - (1-\hat{w})(1+(1-\hat{w})y)] \frac{\exp(-(y+1)/2)}{\sqrt{y+1}} d\theta \right] \geq 0.$$

This means D monotonically increases in τ_a for any $\tau_a \geq \hat{\Gamma}$.

In part 1, we have proved that $D > 0$ when $\Gamma \rightarrow \infty$, meaning that $D > 0$ when $\tau_a \rightarrow \infty$. Because D is continuous in τ_a , we either have $D > 0$ whenever $\Gamma \geq \hat{\Gamma}$ (so $\hat{\Gamma} = \hat{\Gamma}$) or there exists another threshold $\tilde{\Gamma} > \hat{\Gamma}$ such that $D > 0$ whenever $\Gamma \geq \tilde{\Gamma}$.

□

Appendix C: Results in Section 5.

Proof of Proposition 3. $\mathbb{V}(\theta_t^*) = 0$ implies that the AI prior at $t+1$, $\pi_{t+1}(\cdot)$, is a degenerate distribution. That is, $\pi_{t+1}(\cdot)$ is zero everywhere except at some θ_0 . By the Bayes' rule, the posterior $\pi_{t+1}(\cdot|s)$ is proportional to the prior times the likelihood $\pi_{t+1}(s|\theta)$. Because $\pi_{t+1}(\cdot)$ is zero everywhere except at θ_0 ,

$$\pi_{t+1}(\theta_0)\pi_{t+1}(s|\theta_0) = 1 \cdot \pi_{t+1}(s|\theta_0), \text{ and for } \theta \neq \theta_0, \pi_{t+1}(\theta)\pi_{t+1}(s|\theta) = 0 \cdot \pi_{t+1}(s|\theta) = 0.$$

Since $\pi_{t+1}(\cdot|\theta)$ is a normal distribution and always positive, we conclude that θ_{t+1}^* also follows the same degenerate distribution and has a zero variance.

□

Proof of Proposition 4 Under the current assumptions, from Eq. (3) we have that $\theta_0^* = \theta_A(s, \sigma_{U,0}^*(\theta))$ where $s \sim \pi(\cdot|\theta)$. Additionally, from Eq. (2) we have that $\theta_{A,0}(s, \sigma_{U,0}^*(\theta)) = \frac{\sigma_A^2}{\sigma_A^2 + \sigma_{U,0}^*(\theta)^2} \cdot s$. For ease of notation, let us define $\kappa(\theta) \triangleq \sigma_A^2 / (\sigma_A^2 + \sigma_{U,0}^*(\theta)^2)$. Then,

$$\begin{aligned} \mathbb{P}(\theta_{A,0}(s, \sigma_{U,0}^*(\theta)) \leq z) &= \mathbb{P}(\kappa(\theta) \cdot s \leq z) \\ &= \mathbb{E}_{\pi_p} [\mathbb{P}_{\pi(\cdot|\theta)}(\kappa(\theta) \cdot s \leq z) \mathbf{1}\{\sigma_{U,0}^*(\theta) = \infty\}] + \mathbb{E}_{\pi_p} [\mathbb{P}_{\pi(\cdot|\theta)}(\kappa(\theta) \cdot s \leq z) \mathbf{1}\{\sigma_{U,0}^*(\theta) < \infty\}] \\ &= \mathbf{1}\{0 \leq z\} \mathbb{E}_{\pi_p} [\mathbf{1}\{|\theta| \leq \tau_d\}] + \mathbb{E}_{\pi_p} [\mathbb{P}_{\pi(\cdot|\theta)}((s-\theta)/\sigma_{U,0}^*(\theta) \leq (z/\kappa(\theta) - \theta)/\sigma_{U,0}^*(\theta)) \mathbf{1}\{|\theta| > \tau_d\}] \\ &= \mathbf{1}\{0 \leq z\} \mathbb{E}_{\pi_p} [\mathbf{1}\{|\theta| \leq \tau_d\}] + \underbrace{\mathbb{E}_{\pi_p} [\Phi((z/\kappa(\theta) - \theta)/\sigma_{U,0}^*(\theta)) \mathbf{1}\{|\theta| > \tau_d\}]}_{\triangleq g(z)}. \end{aligned}$$

Note that $\mathbb{E}_{\pi_p} [\mathbf{1}\{|\theta| \leq \tau_d\}]$ equals $1 - 2 \cdot \bar{\Phi}(\tau_d/\sigma_A)$, and that

$$\frac{d}{dz} g(z) = \mathbb{E}_{\pi_0} \left[\frac{\phi\left(\frac{z - \theta \kappa(\theta)}{\kappa(\theta) \sigma_{U,0}^*(\theta)}\right)}{\kappa(\theta) \sigma_{U,0}^*(\theta)} \mathbf{1}\{|\theta| > \tau_d\} \right].$$

Next, we show that $\theta_{A,t}(\cdot, \sigma)$ is a strictly increasing function. From Eq. (2) we have that

$$\theta_{A,t}(s, \sigma_U) = \frac{\int \theta \phi\left(\frac{s-\theta}{\sigma_U}\right) \pi_t(\theta) d\theta}{\int \phi\left(\frac{s-\theta}{\sigma_U}\right) \pi_t(\theta) d\theta}, \quad \text{for } \sigma_U \in (0, \infty).$$

Let's assume, by induction, that the second part of the proposition is true for $t-1$. Let's consider $t \geq 1$, note that $\pi_t(\theta)$ is of the form $A_t \delta_0(\theta) + h_t(z)$ where $A_t = \mathbb{P}_{\pi_0}(\{\sigma_{U,t}^*(\theta) = \infty\})$, and $h_t(z)$ is absolutely continuous with respect to the Lebesgue measure. Let's compute the derivative of $\theta_{A,t}(s, \sigma_U)$, denote $N(s)$ and $D(s)$ its numerator and denominator, respectively, then

$$N'(s) = - \int \theta \phi\left(\frac{s-\theta}{\sigma_U}\right) \left(\frac{s-\theta}{\sigma_U^2}\right) h_t(\theta) d\theta,$$

and

$$D'(s) = -A_t \phi\left(\frac{s}{\sigma_U}\right) \frac{s}{\sigma_U^2} - \int \phi\left(\frac{s-\theta}{\sigma_U}\right) \left(\frac{s-\theta}{\sigma_U^2}\right) h_t(\theta) d\theta.$$

We can define density $\mu(\theta) = \phi\left(\frac{s-\theta}{\sigma_U}\right) h_t(\theta) / \int \phi\left(\frac{s-\theta}{\sigma_U}\right) h_t(\theta) d\theta$. Hence, the numerator of the derivative of $\theta_{A,t}(s, \sigma_U)$ divided by the square of $\tilde{D}(s) = \int \phi\left(\frac{s-\theta}{\sigma_U}\right) h_t(\theta) d\theta$ is

$$\frac{N'(s)D(s) - N(s)D'(s)}{\tilde{D}(s)^2} = \frac{1}{\sigma_U^2} \mathbb{E}_{\mu}[\theta^2] \left(\frac{A_t \phi\left(\frac{s}{\sigma_U}\right)}{\tilde{D}(s)} + 1 \right) - \frac{1}{\sigma_U^2} \mathbb{E}_{\mu}[\theta]^2 > 0,$$

where the last inequality comes from Jensen's inequality.

To conclude the proof, note that

$$\begin{aligned} \mathbb{P}(\theta_{A,t}(s, \sigma_{U,t}^*(\theta)) \leq z) &= \mathbf{1}\{0 \leq z\} \mathbb{E}_{\pi_p}[\mathbf{1}\{\sigma_{U,t}^*(\theta) = \infty\}] \\ &\quad + \mathbb{E}_{\pi_p}[\mathbb{P}_{\pi(\cdot|\theta)}((s-\theta)/\sigma_{U,t}^*(\theta) \leq (\vartheta_{A,t}(z, \sigma_{U,t}^*(\theta)) - \theta)/\sigma_{U,t}^*(\theta)) \mathbf{1}\{\sigma_{U,t}^*(\theta) < \infty\}] \\ &= \mathbf{1}\{0 \leq z\} \mathbb{P}_{\pi_p}(\{\sigma_{U,t}^*(\theta) = \infty\}) + \underbrace{\mathbb{E}_{\pi_p}[\Phi((\vartheta_{A,t}(z, \theta) - \theta)/\sigma_{U,t}^*(\theta)) \mathbf{1}\{\sigma_{U,t}^*(\theta) < \infty\}]}_{\triangleq g(z)}. \end{aligned}$$

We have

$$\frac{d}{dz} g(z) = \mathbb{E}_{\pi_p} \left[\frac{\phi((\vartheta_{A,t}(z, \theta) - \theta)/\sigma_{U,t}^*(\theta))}{\sigma_{U,0}^*(\theta) \theta'_{A,t}(\vartheta_{A,t}(z, \theta), \sigma_{U,t}^*(\theta))} \mathbf{1}\{\sigma_{U,t}^*(\theta) < \infty\} \right],$$

where $\theta'_{A,t}$ corresponds to the derivative of $\theta_{A,t}$ with respect to s .

□

Proof of Proposition 5 By definition, the posterior belief given s is

$$\pi_t(z|s) = \frac{\pi_t(z) \phi\left(\frac{s-\theta_1}{\sigma_U}\right)}{\int \pi_t(z) \phi\left(\frac{s-\theta_1}{\sigma_U}\right) ds} \quad \text{and } \theta_{A,t}(s, \sigma_U|m_0) = \mathbb{E}_{\pi_t(\cdot|s)}$$

This implies

$$\theta_{A,t}(s, \sigma_U|m_0) = \frac{0.5(1-m_0)\theta_1 \left(\phi\left(\frac{s-\theta_1}{\sigma_U}\right) - \phi\left(\frac{s+\theta_1}{\sigma_U}\right) \right)}{m_0 \phi\left(\frac{s}{\sigma_U}\right) + 0.5(1-m_0) \phi\left(\frac{s-\theta_1}{\sigma_U}\right) + 0.5(1-m_0) \phi\left(\frac{s+\theta_1}{\sigma_U}\right)} \quad (12)$$

Item 1. Using Equation (12) and that $\phi(\cdot) \geq 0$, we have

$$\begin{aligned} &\left| \left(\phi\left(\frac{s-\theta_1}{\sigma_U}\right) - \phi\left(\frac{s+\theta_1}{\sigma_U}\right) \right) \right| \leq \left| \left(\phi\left(\frac{s-\theta_1}{\sigma_U}\right) + \phi\left(\frac{s+\theta_1}{\sigma_U}\right) \right) \right| \\ \Rightarrow &\left| \frac{0.5(1-m_0) \left(\phi\left(\frac{s-\theta_1}{\sigma_U}\right) - \phi\left(\frac{s+\theta_1}{\sigma_U}\right) \right)}{m_0 \phi\left(\frac{s}{\sigma_U}\right) + 0.5(1-m_0) \phi\left(\frac{s-\theta_1}{\sigma_U}\right) + 0.5(1-m_0) \phi\left(\frac{s+\theta_1}{\sigma_U}\right)} \right| \leq 1 \\ \Rightarrow &|\theta_{A,t}(s, \sigma_U|m_0)| \leq \theta_1 \end{aligned}$$

Item 2. By Equation (12), we can simplify the expression of $\theta_{A,t}(s, \sigma_U|m_0)$:

$$\theta_{A,t}(s, \sigma_U|m_0) = \frac{\theta_1 \left[\exp\left(-\frac{(s-\theta_1)^2}{2\sigma_U^2}\right) - \exp\left(-\frac{(s+\theta_1)^2}{2\sigma_U^2}\right) \right]}{\frac{2m_0}{1-m_0} \cdot \exp\left(-\frac{s^2}{2\sigma_U^2}\right) + \left[\exp\left(-\frac{(s-\theta_1)^2}{2\sigma_U^2}\right) + \exp\left(-\frac{(s+\theta_1)^2}{2\sigma_U^2}\right) \right]}. \quad (13)$$

Now, let's find the inverse function of $\theta_{A,t}(s, \sigma_U | m_0)$ with respect to s . That is, we first want to know $s(\sigma_U, \theta_A)$ given $\theta_{A,t}(s, \sigma_U | m_0) = \theta_A$.

From Equation (13), after dividing both the numerator and the denominator by $\exp\left(\frac{s^2 + \theta_1^2}{2\sigma_U^2}\right)$, we can get

$$\theta_{A,t}(s, \sigma_U | m_0) = \frac{\theta_1 \left[\exp\left(\frac{s\theta_1}{\sigma_U^2}\right) - \exp\left(-\frac{s\theta_1}{\sigma_U^2}\right) \right]}{\frac{2m_0}{1-m_0} \cdot \exp\left(\frac{\theta_1^2}{2\sigma_U^2}\right) + \left[\exp\left(\frac{s\theta_1}{\sigma_U^2}\right) + \exp\left(-\frac{s\theta_1}{\sigma_U^2}\right) \right]}.$$

Let $x \triangleq \exp\left(\frac{s\theta_1}{\sigma_U^2}\right)$, and let $\theta_{A,t}(s, \sigma_U | m_0) = \theta_A$, then the above is a quadratic equation in x . Since $x > 0$ and $\theta_A < \theta_1$, the unique root is

$$x = \frac{\theta_A m_0 \exp\left(\frac{\theta_1^2}{2\sigma_U^2}\right) + \sqrt{\theta_A^2 m_0^2 \exp\left(\frac{\theta_1^2}{\sigma_U^2}\right) + (\theta_1^2 - \theta_A^2)(1-m_0)^2}}{(\theta_1 - \theta_A)(1-m_0)}. \quad (14)$$

This implies

$$s(\sigma_U, \theta_A) = \frac{\sigma_U^2}{\theta_1} \left[\ln \left(\theta_A m_0 \exp\left(\frac{\theta_1^2}{2\sigma_U^2}\right) + \sqrt{\theta_A^2 m_0^2 \exp\left(\frac{\theta_1^2}{\sigma_U^2}\right) + (\theta_1^2 - \theta_A^2)(1-m_0)^2} \right) - \ln((\theta_1 - \theta_A)(1-m_0)) \right].$$

Notice that $\ell(\mathbb{R} \setminus (S_\epsilon(-\theta_1 | \sigma_U, m_0) \cup S_\epsilon(0 | \sigma_U, m_0) \cup S_\epsilon(\theta_1 | \sigma_U, m_0))) = 2(s(\sigma_U, \theta_1 - \epsilon) - s(\sigma_U, \epsilon))$ as $\theta_{A,t}(s, \sigma_U | m_0) = -\theta_{A,t}(-s, \sigma_U | m_0)$. Thus, to show $\ell(\mathbb{R} \setminus (S_\epsilon(-\theta_1 | \sigma_U, m_0) \cup S_\epsilon(0 | \sigma_U, m_0) \cup S_\epsilon(\theta_1 | \sigma_U, m_0)))$ strictly increases in σ_U , we only need to show

$$\frac{\partial s(\sigma_U, \theta_1 - \epsilon)}{\partial \sigma_U^2} > \frac{\partial s(\sigma_U, \epsilon)}{\partial \sigma_U^2}.$$

To this end, let's take the derivative of $s(\sigma_U, \theta_A)$ with respect to σ_U^2 and substitute x from Equation (14),

$$\frac{\partial s(\sigma_U, \theta_A)}{\partial \sigma_U^2} = \frac{1}{\theta_1} \ln(x) - \frac{\theta_1}{2x\sigma_U^2} \cdot \theta_A m_0 \exp\left(\frac{\theta_1^2}{2\sigma_U^2}\right) \cdot \underbrace{\frac{(\theta_1 - \theta_A)(1-m_0)}{\sqrt{\left(\theta_A^2 m_0^2 \exp\left(\frac{\theta_1^2}{\sigma_U^2}\right) + (\theta_1^2 - \theta_A^2)(1-m_0)^2\right)}}}_{\triangleq g(\theta_A)}.$$

For the first term $\frac{1}{\theta_1} \ln(x)$, by Equation (14)

$$x(\theta_A) = \frac{1}{1-m_0} \cdot \frac{\theta_A m_0 \exp\left(\frac{\theta_1^2}{2\sigma_U^2}\right)}{\theta_1 - \theta_A} + \sqrt{\left(\frac{\theta_A}{\theta_1 - \theta_A}\right)^2 m_0^2 \exp\left(\frac{\theta_1^2}{\sigma_U^2}\right) + \frac{\theta_1 + \theta_A}{\theta_1 - \theta_A} (1-m_0)^2}.$$

Since $\epsilon \in (0, \theta_1/2) \implies \theta_1 - \epsilon > \epsilon$, we have

$$\frac{\theta_1 - \epsilon}{\theta_1 - (\theta_1 - \epsilon)} = \frac{\theta_1 - \epsilon}{\epsilon} > \frac{\epsilon}{\theta_1 - \epsilon} \text{ and } \frac{\theta_1 + \theta_1 - \epsilon}{\theta_1 - (\theta_1 - \epsilon)} = \frac{2\theta_1 - \epsilon}{\epsilon} > \frac{\theta_1 + \epsilon}{\theta_1 - \epsilon}. \quad (15)$$

This implies $x(\theta_1 - \epsilon) > x(\epsilon)$ so that $\frac{1}{\theta_1} \ln(x(\theta_1 - \epsilon)) > \frac{1}{\theta_1} \ln(x(\epsilon))$. In the second term, $g(\theta_A)$, notice that

$$\frac{(\theta_1 - \theta_A)(1-m_0)}{\sqrt{\left(\theta_A^2 m_0^2 \exp\left(\frac{\theta_1^2}{\sigma_U^2}\right) + (\theta_1^2 - \theta_A^2)(1-m_0)^2\right)}} = \frac{1-m_0}{\sqrt{\left(\frac{\theta_A}{\theta_1 - \theta_A}\right)^2 m_0^2 \exp\left(\frac{\theta_1^2}{\sigma_U^2}\right) + \frac{\theta_1 + \theta_A}{\theta_1 - \theta_A} (1-m_0)^2}}$$

By Inequality 15, we must have $g(\theta_1 - \epsilon) > g(\epsilon)$. Hence, we conclude that $\frac{\partial s(\sigma_U, \theta_1 - \epsilon)}{\partial \sigma_U^2} > \frac{\partial s(\sigma_U, \epsilon)}{\partial \sigma_U^2}$.

Item 3. In Equation (13), we can see that $|\theta_{A,t}(s, \sigma_U | m_0)|$ decreases in m_0 for any s and σ_U since $m_0/(1-m_0)$ increases in m_0 . This implies that for any $0 < m_{0,1} < m_{0,2} < 1$ and $\epsilon \in (0, \theta_1/2)$, $S_\epsilon(0 | \sigma_U, m_{0,1}) \subseteq S_\epsilon(0 | \sigma_U, m_{0,2})$.

Similarly,

$$|\theta_{A,t}(s, \sigma_U | m_0) - \theta_1| = \frac{\theta_1 \exp\left(-\frac{s^2}{2\sigma_U^2}\right)}{\exp\left(-\frac{s^2}{2\sigma_U^2}\right) + \frac{1-m_0}{2m_0} \cdot \left[\exp\left(-\frac{(s-\theta_1)^2}{2\sigma_U^2}\right) + \exp\left(-\frac{(s+\theta_1)^2}{2\sigma_U^2}\right) \right]}$$

Since $(1-m_0)/m_0$ decreases in m_0 , $|\theta_{A,t}(s, \sigma_U | m_0) - \theta_1|$ increases in m_0 for any s and σ_U . This implies that for any $0 < m_{0,1} < m_{0,2} < 1$ and $\epsilon \in (0, \theta_1/2)$, $S_\epsilon(\theta_1 | \sigma_U, m_{0,2}) \subseteq S_\epsilon(\theta_1 | \sigma_U, m_{0,1})$.

□

Proof of Theorem 2 We will show that $\limsup_t \mathbb{V}(\theta_t^*) > 0$. We prove this result by contradiction. If the result is not true, then for any $\varepsilon > 0$, there exists $t_0(\varepsilon)$ such that for all $t \geq t_0(\varepsilon)$, $\mathbb{V}(\theta_t^*) \leq \varepsilon$. In other words, $\mathbb{V}(\theta_t^*)$ converges to 0.

In what follows, we use σ_t^2 to denote $\mathbb{V}(\theta_t^*)$. We will show the following steps:

- **Step 1.** Show that $|\theta_{A,t}(s, \sigma_U)|$ is uniformly bounded (in σ_U) by a s -integrable function. In particular, we will show that

$$|\theta_{A,t}(s, \sigma_U)| \leq \max_{a \geq \sigma_{t-1}} \left\{ \frac{ar(a, s, \sigma_U)}{r(a, s, \sigma_U) + \left(\frac{a^2}{\sigma_{t-1}^2} - 1\right)} \right\} \triangleq B^*, \quad (16)$$

where $r(a, s, \sigma_U) = \exp(a(2|s| - a)/(2\sigma_U^2))$.

- **Step 2.** Show that

$$B^* \leq \min\{\max\{\sigma_{t-1}, 2|s|\}, \sigma_{t-1} e^{\frac{s^2}{4\sigma_U^2}}\}$$

- **Step 3.** Suppose that $\sigma_{t-1} \leq 8\sigma_U^2/e$ then

$$\begin{aligned} \frac{1}{\sigma_U} \int |\theta_{A,t}(s, \sigma_U)| \phi\left(\frac{s-\theta}{\sigma_U}\right) ds &\leq 2\sigma_{t-1} e^{\frac{\theta^2}{2\sigma_U^2}} + 2\theta \left(\Phi\left(\frac{\hat{s}+\theta}{\sigma_U}\right) - \Phi\left(\frac{\hat{s}-\theta}{\sigma_U}\right) \right) \\ &\quad + 2\sigma_U \left(\phi\left(\frac{\hat{s}-\theta}{\sigma_U}\right) + \phi\left(\frac{\hat{s}+\theta}{\sigma_U}\right) \right) \\ &\triangleq C(\sigma_U, \theta, \sigma_{t-1}), \end{aligned}$$

where $\hat{s} = \hat{s}(\sigma_U, \sigma_{t-1}) = \sqrt{-2\sigma_U^2 W_{-1}(-\sigma_{t-1}^2/(8\sigma_U^2))}$, and $W_{-1}(x)$ is the lower branch of the Lambert W function.

- **Step 4.** Fix $\delta > 0$, we show that for any $\sigma_U \geq \sigma_c$ for some positive constant σ_c , if $\sigma_{t-1}^2 < 8(\Gamma + \delta)e^{-\frac{\Gamma+\delta}{\sigma_c^2}}$ and $\sigma_{t-1} \leq 8\sigma_c^2/e$ then $C(\sigma_U, \theta, \sigma_{t-1}) \leq C(\sigma_c, \theta, \sigma_{t-1})$. Moreover, define the set $I_\delta \triangleq \{\theta : (\Gamma + \delta) \leq \theta^2 \leq 2(\Gamma + \delta)\}$ then,

$$\lim_{t \rightarrow \infty} \sup_{\sigma_U \geq \sigma_c, \theta \in I_\delta} C(\sigma_c, \theta, \sigma_{t-1}) = 0.$$

- **Step 5.** Let $F_t(\theta, \sigma_U) \triangleq \frac{1}{\sigma_U} \int (\theta_{A,t}(s, \sigma_U) - \theta)^2 \phi\left(\frac{s-\theta}{\sigma_U}\right) ds$, and let $F_t(\theta) \triangleq \min_{\sigma_U \geq \sigma_c} F_t(\theta, \sigma_U)$. We show that for fixed $\delta > 0$, $\lim_{t \rightarrow \infty} \sup_{\theta \in I_\delta} |F_t(\theta) - \theta^2| = 0$.

- **Step 6.** Show that for any θ such that $\mathcal{L}(\theta, \sigma_{U,t}^*(\theta)) \leq \Gamma$, we have that $\sigma_{U,t}^*(\theta) \geq \frac{\sigma_p}{\sqrt{e^{2\Gamma} - 1}} \triangleq \sigma_c$.

- **Step 7.** Fix $\delta > 0$ and define the set $\mathcal{G}_t = \{\theta \in I_\delta : \mathcal{L}(\theta, \sigma_{U,t}^*(\theta)) > \Gamma\}$. Then there exists $t_0(\delta) > 0$ such that for all $t \geq t_0(\delta)$, $\mathbb{P}_{\pi_p}(\mathcal{G}_t^c) = 0$.

- **Step 8.** Conclude that $\sigma_t > \Gamma \cdot \mathbb{P}_{\pi_p}(|\theta| > \Gamma) > 0$, showing a contradiction.

Proof of steps.

Step 1. We upper bound $|\theta_{A,t}(s, \sigma_U)|$ by the value of an optimization problem. Let $P_\ell \triangleq \{\nu \geq 0 : \int \nu(y) dy = \ell\}$ and define the set $\mathcal{H} \triangleq \{\pi \in P_1 : \int x\pi(x) dx = 0, \int x^2\pi(x) dx = \sigma_{t-1}^2\}$. The upper bound is given by

$$B \triangleq \max_{\pi \in \mathcal{H}} \left\{ \frac{\int |x|\pi(x) \phi\left(\frac{s-x}{\sigma_U}\right) dx}{\int \pi(x) \phi\left(\frac{s-x}{\sigma_U}\right) dx} : \pi \text{ is symmetric and has a point mass at } 0 \right\}.$$

The problem above is a fractional linear program. So we use the following change of variables $\nu(x) = \pi(x)/(\int \pi(x) \phi\left(\frac{s-x}{\sigma_U}\right) dx)$ and $d = 1/(\int \pi(x) \phi\left(\frac{s-x}{\sigma_U}\right) dx)$. We obtain the following equivalent optimization problem:

$$B = \max_{d \geq 0, \nu \in \mathcal{H}_{d,\phi}} \left\{ \int |x|\nu(x) \phi\left(\frac{s-x}{\sigma_U}\right) dx : \nu \text{ is symmetric and has a point mass at } 0, \right\}$$

where $\mathcal{H}_{\ell,\phi} \triangleq \{\nu \in P_\ell : \int \nu(x) \phi\left(\frac{s-x}{\sigma_U}\right) dx = 1, \int x\nu(x) dx = 0, \int x^2\nu(x) dx = \ell \cdot \sigma_{t-1}^2\}$. By Winkler (1988), we know that the extreme points of $\mathcal{H}_{d,\phi}$ can be written as a linear combination of at most four Dirac measures. Moreover, by Theorem 3.2 in Winkler (1988), we know that the optimal value of the problem above will be achieved at an extreme point. The symmetry and the mass at 0 imply that, for fixed t , the optimal ν is

$$\nu(x) = p\delta_{-a}(x) + r\delta_0(x) + p\delta_a(x),$$

where $p, r \geq 0$ and $\delta_a(x)$ is the Dirac delta function (it corresponds to a measure with a mass point at a). Given this, we can rewrite B as

$$B = \max_{d, p, r, a \geq 0} p \cdot a \cdot \left(\phi\left(\frac{s-a}{\sigma_U}\right) + \phi\left(\frac{s+a}{\sigma_U}\right) \right) \\ \text{s.t } p \cdot \phi\left(\frac{s-a}{\sigma_U}\right) + r \cdot \phi\left(\frac{s}{\sigma_U}\right) + p \cdot \phi\left(\frac{s+a}{\sigma_U}\right) = 1, \quad 2p + r = d, \quad 2pa^2 = d \cdot \sigma_{t-1}^2.$$

Define $h(a) \triangleq \phi\left(\frac{s-a}{\sigma_U}\right) + \phi\left(\frac{s+a}{\sigma_U}\right)$, then it is easy to verify that

$$B = \max_{a \geq \sigma_{t-1}} \left\{ \frac{a \cdot h(a)}{h(a) + \left(\frac{a^2}{\sigma_{t-1}^2} - 1\right)h(0)} \right\}.$$

To conclude this step of the proof, note that the function that we are maximizing in B is increasing in $h(a)/h(0)$. Hence, we need to show that $h(a)/h(0) \leq r(a)$. We have

$$2 \frac{h(a)}{h(0)} = e^{-\frac{a^2}{2\sigma_U^2}} \left(e^{-\frac{sa}{\sigma_U^2}} + e^{\frac{sa}{\sigma_U^2}} \right) = e^{-\frac{a^2}{2\sigma_U^2}} \left(e^{-\frac{|s|a}{\sigma_U^2}} + e^{\frac{|s|a}{\sigma_U^2}} \right) = e^{-\frac{a^2}{2\sigma_U^2} + \frac{|s|a}{\sigma_U^2}} \left(e^{-\frac{2|s|a}{\sigma_U^2}} + 1 \right) \leq 2r(a),$$

where we have used that $e^{-\frac{|s|a}{\sigma_U^2}} \leq 1$.

Step 2. Let's use B^* to denote the upper bound from Step 1, and $B^*(a)$ the corresponding function being maximized. We start by showing that the optimal a belongs in $[\sigma_{t-1}, \max\{2|s|, \sigma_{t-1}\}]$. We have,

$$\frac{d}{da} B^*(a) = \frac{r(a)}{(r(a) + \frac{a^2}{\sigma_{t-1}^2} - 1)^2} \left(r(a) - 1 - \frac{a^2}{\sigma_{t-1}^2} + \frac{a(|s| - a)}{\sigma_U^2} \left(\frac{a^2}{\sigma_{t-1}^2} - 1 \right) \right).$$

Note that the derivative above is negative at $a = 2|s|$, so the optimal a is in $[\sigma_{t-1}, \max\{2|s|, \sigma_{t-1}\}]$. Additionally, $B^*(a) \leq a$ which implies that $B^* \leq \max\{2|s|, \sigma_{t-1}\}$.

Next, we show the other part of the bound. Note that $B^*(a)$ is increasing in $r(a)$ and $r(a)$ is maximized that $a = |s|$, hence $r(a) \leq r(|s|)$, and

$$B^* \leq \max_{a \geq \sigma_{t-1}} \underbrace{\left\{ \frac{a \cdot r(|s|)}{r(|s|) + \left(\frac{a^2}{\sigma_{t-1}^2} - 1\right)} \right\}}_{\hat{B}(a)}, \text{ we have } \frac{d}{da} \hat{B}(a) = \frac{r(|s|) \left(r(|s|) - 1 - \frac{a^2}{\sigma_{t-1}^2} \right)}{(r(|s|) + \left(\frac{a^2}{\sigma_{t-1}^2} - 1\right))^2}.$$

When $r(|s|) - 1 < 1$, $\hat{B}(a)$ is strictly decreasing, so it is maximized at $a = \sigma_{t-1}$. Otherwise, it is maximized at $a = \sigma_{t-1} \sqrt{r(|s|) - 1}$. Note that $\hat{B}(a) \leq a$ and that $\sigma_{t-1} \sqrt{r(|s|) - 1} \leq \sigma_{t-1} \sqrt{r(|s|)}$ and $\sigma_{t-1} \leq \sigma_{t-1} \sqrt{r(|s|)}$, hence

$$B^* \leq \sigma_{t-1} \sqrt{r(|s|)} = \sigma_{t-1} e^{s^2/(4\sigma_U^2)}.$$

Step 3. First, let's solve $2|s| = \sigma_{t-1} e^{\frac{s^2}{4\sigma_U^2}}$ which is the same as solving, $s^2 e^{-\frac{s^2}{2\sigma_U^2}} = \frac{\sigma_{t-1}^2}{4}$. Making the change of variable $w = -s^2/(2\sigma_U^2)$, we obtain the equation $w e^w = -\sigma_{t-1}^2/(8\sigma_U^2)$. The solution to the latter is $W_{-1}(-\sigma_{t-1}^2/(8\sigma_U^2))$ which is only valid whenever $\sigma_{t-1}^2/(8\sigma_U^2) \leq 1/e$. Hence, if we denote by $\hat{s}(\sigma_U, \sigma_{t-1})$ the solution of the original equation, we have

$$\hat{s}(\sigma_U, \sigma_{t-1}) = \sqrt{-2\sigma_U^2 W_{-1}(-\sigma_{t-1}^2/(8\sigma_U^2))},$$

which is well defined whenever $\sigma_{t-1}^2/(8\sigma_U^2) \leq 1/e$.

Now, we bound the integral. Note that for $|s| \leq \sigma_{t-1}/2$, the upper bound from Step 2 is σ_{t-1} which is, in turn, upper bounded by $\sigma_{t-1} e^{s^2/(4\sigma_U^2)}$. Additionally, note that $\hat{s}(\sigma_U, \sigma_{t-1}) \geq \sigma_{t-1}/2$ (here we use that $\sigma_{t-1}^2/(8\sigma_U^2) \leq 1/e$). Letting $K_{\sigma_U, \theta}(s) = \phi\left(\frac{s-\theta}{\sigma_U}\right)/\sigma_U$, we have that

$$\int |\theta_{A,t}(s, \sigma_U)| K_{\sigma_U, \theta}(s) ds \leq \int_{|s| \leq \hat{s}} \sigma_{t-1} e^{s^2/(4\sigma_U^2)} K_{\sigma_U, \theta}(s) ds + \int_{|s| > \hat{s}} 2|s| K_{\sigma_U, \theta}(s) ds \\ \leq 2\sigma_{t-1} e^{\frac{\theta^2}{2\sigma_U^2}} + 2\theta \left(\Phi\left(\frac{\hat{s} + \theta}{\sigma_U}\right) - \Phi\left(\frac{\hat{s} - \theta}{\sigma_U}\right) \right) + 2\sigma_U \left(\phi\left(\frac{\hat{s} - \theta}{\sigma_U}\right) + \phi\left(\frac{\hat{s} + \theta}{\sigma_U}\right) \right).$$

Step 4. It is clear that the first term in $C(\sigma_U, \theta, \sigma_{t-1})$ decreases in σ_U . Let us use $\hat{C}(\sigma_U)$ to denote the other two terms. We have that $\frac{d}{d\sigma_U} \hat{s} = \frac{\hat{s}^3}{\sigma_U(\hat{s}^2 - 2\sigma_U^2)}$, and, hence,

$$\frac{d}{d\sigma_U} \hat{C}(\sigma_U) = - \underbrace{\left(\phi\left(\frac{\hat{s}-\theta}{\sigma_U}\right) + \phi\left(\frac{\hat{s}+\theta}{\sigma_U}\right) \right) \frac{2(\sigma_U^2 + \hat{s}^2)}{\hat{s}^2 - 2\sigma_U^2}}_{\Delta} - \underbrace{\left(\phi\left(\frac{\hat{s}-\theta}{\sigma_U}\right) - \phi\left(\frac{\hat{s}+\theta}{\sigma_U}\right) \right) \frac{\theta \hat{s}}{\sigma_U^2}}_{\square}.$$

Note that $(\hat{s}^2 - 2\sigma_U^2) > 0$ since $W_{-1}(x) < -1$. Hence, $\Delta > 0$. For \square , if $\theta > 0$ and if $\hat{s} > \theta$ then $\phi\left(\frac{\hat{s}-\theta}{\sigma_U}\right) > \phi\left(\frac{\hat{s}+\theta}{\sigma_U}\right)$. If $\theta < 0$ and if $\hat{s} > -\theta$ then $\phi\left(\frac{\hat{s}-\theta}{\sigma_U}\right) < \phi\left(\frac{\hat{s}+\theta}{\sigma_U}\right)$. That is, if $\hat{s} > |\theta|$ then $\square > 0$ which would imply that $\hat{C}(\sigma_U)$ decreases in σ_U , thereby implying $C(\sigma_U, \theta, \sigma_{t-1})$ decreases in σ_U . Now, since $\hat{s}' > 0$, $\hat{s} > |\theta|$ is true for any $\sigma_U \geq \sigma_c$ as long as $\hat{s} > |\theta|$ for $\sigma_U = \sigma_c$, and this is satisfied if

$$\sqrt{-2\sigma_c^2 W_{-1}(-\sigma_{t-1}^2/(8\sigma_c^2))} \geq \max_{\theta \in I_\delta} |\theta| \Leftrightarrow W_{-1}(-\sigma_{t-1}^2/(8\sigma_c^2)) \leq -\frac{\Gamma + \delta}{\sigma_c^2}.$$

Note that the above is satisfied for $\sigma_{t-1}^2 < 8(\Gamma + \delta)e^{-\frac{\Gamma + \delta}{\sigma_c^2}}$.

To conclude we show the limit of $C(\sigma_c, \theta, \sigma_{t-1})$. Consider $\theta \in I_\delta$, and take t large enough such that $\sigma_{t-1}^2 < 8(\Gamma + \delta)e^{-\frac{\Gamma + \delta}{\sigma_c^2}}$, and $\sigma_{t-1} \leq 8\sigma_c^2/e$. Then

$$\begin{aligned} C(\sigma_U, \theta, \sigma_{t-1}) &\leq C(\sigma_c, \theta, \sigma_{t-1}) \\ &\leq 2\sigma_{t-1}e^{\frac{\Gamma + \delta}{\sigma_c^2}} + 2\sqrt{2(\Gamma + \delta)} \left| \left(\Phi\left(\frac{\hat{s}(\sigma_c, \sigma_{t-1}) + \theta}{\sigma_c}\right) - \Phi\left(\frac{\hat{s}(\sigma_c, \sigma_{t-1}) - \theta}{\sigma_c}\right) \right) \right| \\ &\quad + 2\sigma_c \left(\phi\left(\frac{\hat{s}(\sigma_c, \sigma_{t-1}) - \theta}{\sigma_c}\right) + \phi\left(\frac{\hat{s}(\sigma_c, \sigma_{t-1}) + \theta}{\sigma_c}\right) \right) \\ &\stackrel{(a)}{\leq} 2\sigma_{t-1}e^{\frac{\Gamma + \delta}{\sigma_c^2}} + 2\sqrt{2(\Gamma + \delta)} \max_{\xi \in [\frac{\hat{s}-|\theta|}{\sigma_c}, \frac{\hat{s}+|\theta|}{\sigma_c}]} \{\phi(\xi)\} \frac{2|\theta|}{\sigma_c} + 2\sigma_c \left(\phi\left(\frac{\hat{s}(\sigma_c, \sigma_{t-1}) - |\theta|}{\sigma_c}\right) + \phi\left(\frac{\hat{s}(\sigma_c, \sigma_{t-1}) + |\theta|}{\sigma_c}\right) \right) \\ &\stackrel{(b)}{\leq} 2\sigma_{t-1}e^{\frac{\Gamma + \delta}{\sigma_c^2}} + 8\frac{(\Gamma + \delta)}{\sigma_c} \phi\left(\frac{\hat{s} - |\theta|}{\sigma_c}\right) + 4\sigma_c \phi\left(\frac{\hat{s}(\sigma_c, \sigma_{t-1}) - |\theta|}{\sigma_c}\right) \\ &\leq 2\sigma_{t-1}e^{\frac{\Gamma + \delta}{\sigma_c^2}} + 8\frac{(\Gamma + \delta)}{\sigma_c} \phi\left(\frac{\hat{s} - \sqrt{2(\Gamma + \delta)}}{\sigma_c}\right) + 4\sigma_c \phi\left(\frac{\hat{s}(\sigma_c, \sigma_{t-1}) - \sqrt{2(\Gamma + \delta)}}{\sigma_c}\right). \end{aligned}$$

In (a), we have used the mean value theorem. In (b), we have used that $\theta \in I_\delta$, that $\phi(\xi)$ is decreasing whenever $\xi > 0$, and that $\frac{\hat{s}-|\theta|}{\sigma_c}$ can be made larger than 1 for all $\theta \in I_\delta$ because $\hat{s} \uparrow \infty$ as $\sigma_{t-1} \downarrow 0$. Finally, note that all terms in the upper bound above are independent of θ and they converge to 0 as $\sigma_{t-1} \downarrow 0$ (because $\hat{s} \uparrow \infty$ as $\sigma_{t-1} \downarrow 0$). Therefore, we conclude that

$$\lim_{t \rightarrow \infty} \sup_{\sigma_U \geq \sigma_c, \theta \in I_\delta} C(\sigma_U, \theta, \sigma_{t-1}) = 0.$$

Step 5. First note that, we always have that $F_t(\theta) \leq \theta^2$ since $\lim_{\sigma_U \rightarrow \infty} F_t(\theta, \sigma_U) = \theta^2$. Additionally, consider σ_{t-1} as in the previous step, then

$$F_t(\theta) = \min_{\sigma_U \geq \sigma_c} F_t(\theta, \sigma_U) \geq \theta^2 - 2|\theta| \max_{\sigma_U \geq \sigma_c} \frac{1}{\sigma_U} \int |\theta_{A,t}(s, \sigma_U)| \phi\left(\frac{s - \theta}{\sigma_U}\right) ds \stackrel{\text{by Step 3.}}{\geq} \theta^2 - 2|\theta| C(\sigma_U, \theta, \sigma_{t-1}).$$

Since we are taking $\theta \in I_\delta$, we have

$$F_t(\theta) \geq \theta^2 - 2\sqrt{2(\Gamma + \delta)} \sup_{\sigma_U \geq \sigma_c, \theta \in I_\delta} C(\sigma_U, \theta, \sigma_{t-1}).$$

Because the supremum above converges to 0, we conclude that $\lim_{t \rightarrow \infty} \sup_{\theta \in I_\delta} |F_t(\theta) - \theta^2| = 0$.

Step 6. Consider θ such that $\mathcal{L}(\theta, \sigma_{U,t}^*(\theta)) \leq \Gamma$. Then, $\Gamma \geq -\log(\sigma_{U,t}^*(\theta)^2/(\sigma_{U,t}^*(\theta)^2 + \sigma_p^2))/2$. The result follows by rearranging terms.

Step 7. Suppose the statement is not true. Then we can construct a subsequence $\{t_k\}$ such that $\mathbb{P}_{\pi_p}(\mathcal{G}_{t_k}^c) > 0$. Now for any $\theta \in \mathcal{G}_{t_k}^c$, we have that $\mathcal{L}(\theta, \sigma_{U,t_k}^*(\theta)) \leq \Gamma$ and, therefore $\sigma_{U,t_k}^*(\theta) \geq \sigma_c$.

Now, let $\varepsilon > 0$ with $\varepsilon < \delta$, and consider $k_0(\varepsilon, \delta) > 0$ such that $\sup_{\theta \in I_\delta} |F_{t_k}(\theta) - \theta^2| \leq \varepsilon$ for all $k \geq k_0(\varepsilon, \delta)$ (this is possible thanks for Step 5). Then, for $\theta \in \mathcal{G}_{t_k}^c$ (in particular $\theta \in I_\delta$) we have

$$\Gamma \geq \mathcal{L}(\theta, \sigma_{U,t_k}^*(\theta)) \geq \min_{\sigma_U \geq \sigma_c} F_{t_k}(\theta, \sigma_U) = F_{t_k}(\theta) \geq \theta^2 - \varepsilon \geq \Gamma + \delta - \varepsilon,$$

which is a contradiction.

Step 8. Define the set $\mathcal{H}_t \triangleq \{\theta \in I_\delta : \theta_t^* = \theta\}$. Note that $\mathcal{G}_t \subset \mathcal{H}_t$. From the previous step, we can find t_0 such that for all $t \geq t_0$, $\mathbb{P}_{\pi_p}(\mathcal{G}_t) = \mathbb{P}_{\pi_p}(I_\delta) > 0$. Now, consider $t > t_0$

$$\sigma_t = \int y^2 \pi_{t+1}(y) dy \geq \int_{\mathcal{H}_t} y^2 \pi_{t+1}(y) dy \geq (\Gamma + \delta) \mathbb{P}_{\pi_{t+1}}(\mathcal{H}_t) \geq (\Gamma + \delta) \mathbb{P}_{\pi_p}(\mathcal{G}_t) = (\Gamma + \delta) \mathbb{P}_{\pi_p}(I_\delta),$$

since $\sigma_t \downarrow 0$ as $t \uparrow \infty$, we obtain a contradiction. This concludes the proof. \square

Proof of Proposition 6 Let us first show that $\inf_{t \geq 0} \mathbb{V}(\theta_t^*) > 0$ whenever λ is small enough in a three-point distribution. Suppose that for some $\lambda > 0$, $\forall \epsilon > 0$, $\exists t > 0$, $\mathbb{V}(\theta_t^*) < \epsilon$. In the setting of a three-point distribution¹², this is equivalent to $\forall \epsilon \in (0, 1)$, $\exists t > 0$, $p_t > 1 - \epsilon$, where p_t is the mass at zero in the prior at t .

Notice that, by definition, both the fidelity error

$$\mathcal{E}_t(\theta, \sigma_U) \triangleq \mathbb{E}_{\pi_t(\cdot|\theta)} [(\theta_{A,t}(s, \sigma_U) - \theta)^2] = \int ((\theta_{A,t}(s, \sigma_U) - \theta)^2 \phi\left(\frac{s - \theta}{\sigma_U}\right) ds.$$

and the expected communication cost

$$\mathcal{I}(\sigma_U) \triangleq \mathcal{H}(\theta) - \mathbb{E}[\mathcal{H}(\theta|s)] = - \sum_{\theta} \pi_p(\theta) \log(\pi_p(\theta)) + \int \sum_{\hat{\theta}} \pi_p(\hat{\theta}|\epsilon_s, \sigma_U) \log(\pi_p(\hat{\theta}|\epsilon_s, \sigma_U)) \phi\left(\frac{\epsilon_s - \theta}{\sigma_U}\right) d\epsilon_s$$

are continuous in $\sigma_U \geq 0$ and $p_t \in [0, 1]$. This implies that the expected utility loss $\mathcal{L}(\theta, \sigma_U, p_t)$ is continuous in $\sigma_U \geq 0$ and $p_t \in [0, 1]$. By Berge's maximum theorem, this further implies that $\mathcal{L}^*(\theta, p_t)$ is continuous in $p_t \in [0, 1]$.

Since $P(\theta_{A,t}(s, \sigma_U) = 0) = 1$, $\forall \sigma_U$ when $p_t = 1$, $\mathcal{L}^*(\theta = v, p_t = 1) = v^2$. By the continuity, we then have $\forall \epsilon > 0$, $\exists t > 0$, $\mathcal{L}^*(\theta = v, p_t) > v^2 - \epsilon$. However, because $\mathcal{I}(\sigma_U = 0)$ is finite in a three-point distribution. We can always choose a λ small enough such that $\lambda \mathcal{I}(\sigma_U = 0) < v^2 - \epsilon$ when $\epsilon < v^2$. In this case, $\mathcal{L}^*(\theta = v, p_t) < v^2 - \epsilon$ for any t , which implies that $\forall t > 0$, $p_t < 1 - \hat{\epsilon}$ for some $\hat{\epsilon} \in (0, 1)$. Since $\mathbb{V}(\theta_t^*) = v^2(1 - p_{t+1}) > v^2\hat{\epsilon}$, we conclude $\inf_{t \geq 0} \mathbb{V}(\theta_t^*) > 0$.

Second, in Proposition 10, we will show that 1) $p_1 > p_0$ whenever $\sigma_U(\theta) > 0$ for $\theta \neq 0$ 2) p_{t+1} strictly increase in p_t , if $\sigma_U(\theta)$ is constant and $p_t < 1$. 3) $p_{t+1} = 1$ if $p_t = 1$. Therefore, by mathematical induction, p_t strictly increases in t when $\sigma_{U,t}^*(\theta)$ is constant for all t . Then, by the monotone convergence theorem, $\lim_{t \rightarrow \infty} p_t = 1$. We conclude $\limsup_{t \rightarrow \infty} \mathbb{V}(\theta_t^*) = 0$. \square

Appendix D: Results in Section 6.

Proof of Proposition 7. Suppose $|\mu_{A_1} - \theta| > |\mu_{A_2} - \theta|$ for some $\mu_{A_1}, \mu_{A_2}, \theta$. Let $\sigma_U^*(\theta, \mu_{A_1})$ and $\sigma_U^*(\theta, \mu_{A_2})$ denote the optimal decision for user θ in Problem (\mathcal{P}_θ) when $\mu_A = \mu_{A_1}$ and $\mu_A = \mu_{A_2}$, respectively. By definition of \mathcal{L} in Equation (\mathcal{P}_θ) , let $\mathcal{L}_1^* = \mathcal{L}(\theta, \sigma_U^*(\theta, \mu_{A_1}), \mu_{A_1})$ and $\mathcal{L}_2^* = \mathcal{L}(\theta, \sigma_U^*(\theta, \mu_{A_2}), \mu_{A_2})$. We want to show $\mathcal{L}_1^* > \mathcal{L}_2^*$.

For the sake of contradiction, suppose that $\mathcal{L}_1^* \leq \mathcal{L}_2^*$. We can verify that $\mathcal{L}_1^* = \mathcal{L}(\theta, \sigma_U^*(\theta, \mu_{A_1}), \mu_{A_1}) > \mathcal{L}(\theta, \sigma_U^*(\theta, \mu_{A_1}), \mu_{A_2})$. This implies $\mathcal{L}(\theta, \sigma_U^*(\theta, \mu_{A_1}), \mu_{A_2}) < \mathcal{L}_2^* = \mathcal{L}(\theta, \sigma_U^*(\theta, \mu_{A_2}), \mu_{A_2})$. This contradicts the assumption that $\sigma_U^*(\theta, \mu_{A_2})$ minimizes $\mathcal{L}(\theta, \sigma_U, \mu_{A_2})$. Therefore, $\mathcal{L}_1^* > \mathcal{L}_2^*$. We conclude that \mathcal{L}^* strictly increases in $|\mu_A - \theta|$.

Now, suppose $\sigma_{A_1} < \sigma_{A_2} < |\mu_A - \theta|$ for some $\sigma_{A_1}, \sigma_{A_2}, \mu_A, \theta$. Let $\sigma_U^*(\theta, \sigma_{A_1})$ and $\sigma_U^*(\theta, \sigma_{A_2})$ denote the optimal decision for user θ in Problem (\mathcal{P}_θ) when $\sigma_A = \sigma_{A_1}$ and $\sigma_A = \sigma_{A_2}$, respectively. By definition of \mathcal{L} in Equation (\mathcal{P}_θ) , let $\mathcal{L}_1^* = \mathcal{L}(\theta, \sigma_U^*(\theta, \sigma_{A_1}), \sigma_{A_1})$ and $\mathcal{L}_2^* = \mathcal{L}(\theta, \sigma_U^*(\theta, \sigma_{A_2}), \sigma_{A_2})$. We want to show $\mathcal{L}_1^* > \mathcal{L}_2^*$.

For the sake of contradiction, suppose that $\mathcal{L}_1^* \leq \mathcal{L}_2^*$. We can verify that $\mathcal{L}_1^* = \mathcal{L}(\theta, \sigma_U^*(\theta, \sigma_{A_1}), \sigma_{A_1}) > \mathcal{L}(\theta, \sigma_U^*(\theta, \sigma_{A_1}), \sigma_{A_2})$. This implies $\mathcal{L}(\theta, \sigma_U^*(\theta, \sigma_{A_1}), \sigma_{A_2}) < \mathcal{L}_2^* = \mathcal{L}(\theta, \sigma_U^*(\theta, \sigma_{A_2}), \sigma_{A_2})$. This contradicts the assumption that $\sigma_U^*(\theta, \sigma_{A_2})$ minimizes $\mathcal{L}(\theta, \sigma_U, \sigma_{A_2})$. Therefore, $\mathcal{L}_1^* > \mathcal{L}_2^*$. We conclude that \mathcal{L}^* strictly decreases in σ_A when $\sigma_A < |\mu_A - \theta|$.

Similarly, when $|\mu_A - \theta| \leq \sigma_{A_1} < \sigma_{A_2}$, we want to show $\mathcal{L}_1^* \leq \mathcal{L}_2^*$. For the sake of contradiction, suppose that $\mathcal{L}_1^* > \mathcal{L}_2^*$. We can verify that $\mathcal{L}_2^* = \mathcal{L}(\theta, \sigma_U^*(\theta, \sigma_{A_2}), \sigma_{A_2}) > \mathcal{L}(\theta, \sigma_U^*(\theta, \sigma_{A_2}), \sigma_{A_1})$. This implies $\mathcal{L}(\theta, \sigma_U^*(\theta, \sigma_{A_2}), \sigma_{A_1}) < \mathcal{L}_1^* = \mathcal{L}(\theta, \sigma_U^*(\theta, \sigma_{A_1}), \sigma_{A_1})$. This contradicts the assumption that $\sigma_U^*(\theta, \sigma_{A_1})$ minimizes $\mathcal{L}(\theta, \sigma_U, \sigma_{A_1})$. Therefore, $\mathcal{L}_1^* \leq \mathcal{L}_2^*$. We conclude that \mathcal{L}^* strictly increases in σ_A when $\sigma_A \geq |\mu_A - \theta|$. \square

Proof of Proposition 8. Let $\phi((x - \mu)/\sigma)$ denote the probability density function of $N(\mu, \sigma^2)$. And let $w = \sigma_U^2/(\sigma_A^2 + \sigma_U^2)$.

1. Let us first show $\mathcal{P}_\mathcal{L}(\mu_A, \sigma_A)$ is minimized at $\mu_A = \mu_p$. That is, $\forall \mu_{A1} \neq \mu_p$, we want to show $\mathcal{P}_\mathcal{L}(\mu_{A1}, \sigma_A) > \mathcal{P}_\mathcal{L}(\mu_p, \sigma_A)$. Without loss of generality, suppose $\mu_{A1} > \mu_p$.

By definition,

$$\mathcal{P}_\mathcal{L}(\mu_A, \sigma_A) = \mathbb{E}_{\pi_p(\cdot)} [\mathcal{L}^*(\theta, \mu_A)] = \int_{-\infty}^{\infty} \mathcal{L}^*(\theta, \mu_A) \phi\left(\frac{\theta - \mu_p}{\sigma_p}\right) d\theta.$$

¹² Please refer to Section E for the model setup of the three-point distribution.

So we want to show

$$\int_{-\infty}^{\infty} [\mathcal{L}^*(\theta, \mu_{A1}) - \mathcal{L}^*(\theta, \mu_p)] \phi\left(\frac{\theta - \mu_p}{\sigma_p}\right) d\theta > 0.$$

It is possible to verify that $\forall \sigma_U, \theta_1, \theta_2, \theta_1 - \mu_A = \mu_A - \theta_2 \implies \mathcal{E}(\theta_1, \sigma_U) = \mathcal{E}(\theta_2, \sigma_U)$, so $w^*(\theta_1) = w^*(\theta_2)$, meaning that $w^*(\theta)$ and $\mathcal{L}^*(\theta, \mu_A)$ are axisymmetric with respect to $\theta = \mu_A$. Also, $\forall \theta, \mu_A, w^*(\theta)$ and $\mathcal{L}^*(\theta, \mu_A)$ are constant as long as $|\mu_A - \theta|$ is constant. This implies $[\mathcal{L}^*(\theta, \mu_{A1}) - \mathcal{L}^*(\theta, \mu_p)]$ is centrosymmetric with respect to the point $((\mu_{A1} + \mu_p)/2, 0)$. That is, $\forall \theta_1 > \theta_2, \theta_1 - (\mu_{A1} + \mu_p)/2 = (\mu_{A1} + \mu_p)/2 - \theta_2 \implies [\mathcal{L}^*(\theta_1, \mu_{A1}) - \mathcal{L}^*(\theta_1, \mu_p)] = -[\mathcal{L}^*(\theta_2, \mu_{A1}) - \mathcal{L}^*(\theta_2, \mu_p)] > 0$, which is positive because $\mathcal{L}^*(\theta, \mu_A)$ strictly increases in $|\mu_A - \theta|$ by Proposition 7.

Let $\bar{\mu}$ denote $(\mu_{A1} + \mu_p)/2$. Because $\mu_A > \mu_p \implies \bar{\mu} > \mu_p$, we have $Pr(\theta \leq \bar{\mu}) > Pr(\theta > \bar{\mu})$, and $\forall \theta_1 > \theta_2, \theta_1 - \bar{\mu} = \bar{\mu} - \theta_2 \implies \phi((\theta_1 - \mu_p)/\sigma_p) < \phi((\theta_2 - \mu_p)/\sigma_p)$. Because $[\mathcal{L}^*(\theta, \mu_{A1}) - \mathcal{L}^*(\theta, \mu_p)]$ is centrosymmetric with respect to the point $(\bar{\mu}, 0)$, these imply $0 < [\mathcal{L}^*(\theta_1, \mu_{A1}) - \mathcal{L}^*(\theta_1, \mu_p)]\phi((\theta_1 - \mu_p)/\sigma_p) < -[\mathcal{L}^*(\theta_2, \mu_{A1}) - \mathcal{L}^*(\theta_2, \mu_p)]\phi((\theta_2 - \mu_p)/\sigma_p)$.

This means that $\forall \theta_1 > \theta_2, \theta_1 - \bar{\mu} = \bar{\mu} - \theta_2$, we have

$$[\mathcal{L}^*(\theta_1, \mu_{A1}) - \mathcal{L}^*(\theta_1, \mu_p)]\phi((\theta_1 - \mu_p)/\sigma_p) + [\mathcal{L}^*(\theta_2, \mu_{A1}) - \mathcal{L}^*(\theta_2, \mu_p)]\phi((\theta_2 - \mu_p)/\sigma_p) > 0$$

Hence,

$$\begin{aligned} & \int_{-\infty}^{\infty} [\mathcal{L}^*(\theta, \mu_{A1}) - \mathcal{L}^*(\theta, \mu_p)] \phi\left(\frac{\theta - \mu_p}{\sigma_p}\right) d\theta \\ &= \int_{-\infty}^{\bar{\mu}} [\mathcal{L}^*(\theta, \mu_{A1}) - \mathcal{L}^*(\theta, \mu_p)] \phi\left(\frac{\theta - \mu_p}{\sigma_p}\right) d\theta + \int_{\bar{\mu}}^{\infty} [\mathcal{L}^*(\theta, \mu_{A1}) - \mathcal{L}^*(\theta, \mu_p)] \phi\left(\frac{\theta - \mu_p}{\sigma_p}\right) d\theta > 0 \end{aligned}$$

This implies $\mathcal{P}_{\mathcal{L}}(\mu_A, \sigma_A)$ is minimized at $\mu_A = \mu_p$.

And because $\frac{\partial \mathcal{L}^*(\theta, \mu_A)}{\partial \mu_A}$ is continuous at $\mu_A = \mu_p$ and $\sigma_A = \sigma_p$, $\mathcal{P}_{\mathcal{L}}(\mu_A, \sigma_A)$ is differentiable at $\mu_A = \mu_p$ and $\sigma_A = \sigma_p$. Thus, $\frac{\partial \mathcal{P}_{\mathcal{L}}(\mu_p, \sigma_p)}{\partial \mu_A} = 0$.

2. According to Equation (\mathcal{P}_{θ}) ,

$$\mathcal{L}^*(\theta) \stackrel{\Gamma \rightarrow \infty}{=} \mathcal{L}(\theta, \sigma_U^*(\theta, \sigma_A), \sigma_A) = \frac{\sigma_U^{*2}(\theta)(\sigma_A^4 + \sigma_U^{*2}(\theta)(\mu_A - \theta)^2)}{(\sigma_A^2 + \sigma_U^{*2}(\theta))^2} - \frac{\lambda}{2} \ln \left(\frac{\sigma_U^{*2}(\theta)}{\sigma_U^{*2}(\theta) + \sigma_p^2} \right) \quad (17)$$

By the chain rule, $\frac{\partial \mathcal{L}^*}{\partial \sigma_A^2} = \frac{d\mathcal{L}(\sigma_U^*)}{d\sigma_U^2} \cdot \frac{d\sigma_U^{*2}}{d\sigma_A^2} + \frac{d\mathcal{L}^*}{d\sigma_A^2}$. Because σ_U^{*2} is optimal, $\frac{d\mathcal{L}(\sigma_U^{*2})}{d\sigma_U^2} = 0$. This implies $\frac{\partial \mathcal{L}^*}{\partial \sigma_A^2} = \frac{d\mathcal{L}^*}{d\sigma_A^2}$. With some algebra, and since $w(\theta) = \sigma_U^2(\theta)/[\sigma_A^2 + \sigma_U^2(\theta)]$, we have

$$\frac{d\mathcal{L}^*(\mu_p, \sigma_p)}{d\sigma_A^2} = \frac{2}{\sigma_p^2} w^*(\theta)^2 (1 - w^*(\theta)) (\sigma_A^2 - (\mu_p - \theta)^2).$$

where $w^*(\theta) = \frac{-\sigma_p^2 + \sqrt{\Delta}}{4((\mu_p - \theta)^2 - \sigma_p^2)}$ and $\Delta = \sigma_p^4 + 4\lambda((\mu_p - \theta)^2 - \sigma_p^2)$ by Lemma 1.

And, by definition,

$$\begin{aligned} \mathcal{P}_{\mathcal{L}}(\mu_p, \sigma_p) &= \mathbb{E}_{\pi_p(\cdot)} [\mathcal{L}^*(\theta, \mu_p, \sigma_p)] = \int_{-\infty}^{\infty} \mathcal{L}^*(\theta, \mu_p, \sigma_p) \phi\left(\frac{\theta - \mu_p}{\sigma_p}\right) d\theta \\ &= \int_{|\mu_p - \theta| \geq \tau_d} \mathcal{L}^*(\theta, \mu_p, \sigma_p) \phi\left(\frac{\theta - \mu_p}{\sigma_p}\right) d\theta + \int_{|\mu_p - \theta| < \tau_d} \mathcal{L}^*(\theta, \mu_p, \sigma_p) \phi\left(\frac{\theta - \mu_p}{\sigma_p}\right) d\theta. \end{aligned}$$

where τ_d is defined in Lemma 1.

When $\mu_A = \mu_p$, $\mathcal{L}(\theta, \mu_p, \sigma_p)$ is symmetric with respect to $\theta = \mu_p$, and when $w = 1$ we know $\mathcal{L}(\theta, \mu_p, \sigma_p) = (\mu_p - \theta)^2$, so

$$\mathcal{P}_{\mathcal{L}}(\mu_p, \sigma_p) = 2 \left[\int_{\mu_p + \tau_d}^{\infty} \mathcal{L}^*(\theta) \phi\left(\frac{\theta - \mu_p}{\sigma_p}\right) d\theta + \int_0^{\mu_p + \tau_d} (\mu_p - \theta)^2 \phi\left(\frac{\theta - \mu_p}{\sigma_p}\right) d\theta \right]$$

Thus, by the Leibniz integral rule,

$$\frac{\partial \mathcal{P}_{\mathcal{L}}(\mu_p, \sigma_p)}{\partial \sigma_A^2} = \frac{4}{\sigma_p^2} \left[\int_{\mu_p + \tau_d}^{\infty} \underbrace{w^*(\theta)^2 (1 - w^*(\theta)) (\sigma_A^2 - (\mu_p - \theta)^2)}_{\triangleq g(\theta)} \phi\left(\frac{\theta - \mu_p}{\sigma_p}\right) d\theta \right].$$

When $\lambda \geq 2\sigma_p^2$, in the proof of Lemma 1, we've seen $\lambda > 2\sigma_p^2 \geq \sigma_p^2 \implies \tau_d = \sqrt{\sigma_p^2/2 + \lambda/4} > \sqrt{\sigma_p^2/2 + 2\sigma_p^2/4} = \sigma_p$. This implies $g(\theta)$ is negative for any $\theta > \mu_p + \tau_d$. Thus, $\int_{\mu_p + \tau_d}^{\infty} g(\theta) \phi\left(\frac{\theta - \mu_p}{\sigma_p}\right) d\theta < 0$.

□

Proof of Theorem 3. Let $w = \sigma_U^2 / (\sigma_A^2 + \sigma_U^2)$. By Equation (2), $\theta_A = (1 - w)s + w\mu_A$, where $s = \theta + \epsilon_s$, $\epsilon_s \sim N(0, \sigma_U^2)$ and $\theta \sim N(\mu_p, \sigma_p^2)$. We further define $w^*(\theta) = \sigma_U^2(\theta) / [\sigma_A^2 + \sigma_U^2(\theta)]$. Let $\phi((x - \mu)/\sigma)$ denote the probability density function of $N(\mu, \sigma^2)$.

$$\begin{aligned} \mathbb{E}_{\pi_p(\cdot)}[\theta^*] &= \int_{|\mu_A - \theta| \leq \tau_a} \int_{-\infty}^{\infty} \theta_A^* \phi\left(\frac{\epsilon_s}{\sigma_U^*(\theta)}\right) d\epsilon_s \phi\left(\frac{\theta - \mu_p}{\sigma_p}\right) d\theta + \int_{|\mu_A - \theta| > \tau_a} \theta \phi\left(\frac{\theta - \mu_p}{\sigma_p}\right) d\theta \\ &= \int_{|\mu_A - \theta| \leq \tau_a} \int_{-\infty}^{\infty} [(1 - w^*(\theta))s + w^*(\theta)\mu_A] \phi\left(\frac{\epsilon_s}{\sigma_U^*(\theta)}\right) d\epsilon_s \phi\left(\frac{\theta - \mu_p}{\sigma_p}\right) d\theta \\ &\quad + \int_{|\mu_A - \theta| > \tau_a} \theta \phi\left(\frac{\theta - \mu_p}{\sigma_p}\right) d\theta \\ &= \int_{|\mu_A - \theta| \leq \tau_a} [(1 - w^*(\theta))\theta + w^*(\theta)\mu_A] \phi\left(\frac{\theta - \mu_p}{\sigma_p}\right) d\theta + \int_{|\mu_A - \theta| > \tau_a} \theta \phi\left(\frac{\theta - \mu_p}{\sigma_p}\right) d\theta \\ &= \int_{|\mu_A - \theta| \leq \tau_a} w^*(\theta)(\mu_A - \theta) \phi\left(\frac{\theta - \mu_p}{\sigma_p}\right) d\theta + \mu_p. \end{aligned}$$

This implies that

$$|\mathbb{E}_{\pi_p(\cdot)}[\theta^*] - \mu_p| = \left| \int_{|\mu_A - \theta| \leq \tau_a} w^*(\theta)(\mu_A - \theta) \phi\left(\frac{\theta - \mu_p}{\sigma_p}\right) d\theta \right|. \quad (18)$$

1. First, we want to show

$$|\mathbb{E}_{\pi_p(\cdot)}[\theta^*] - \mu_p| \leq \left| \int_{-\infty}^{\infty} w^*(\theta)(\mu_A - \theta) \phi\left(\frac{\theta - \mu_p}{\sigma_p}\right) d\theta \right|.$$

Without loss of generality, suppose $\mu_A \geq \mu_p$. Then, $Pr(\theta \leq \mu_A) \geq Pr(\theta > \mu_A)$, and $\forall \theta_1 > \theta_2$, $\theta_1 - \mu_A = \mu_A - \theta_2 \implies \phi((\theta_1 - \mu_p)/\sigma_p) < \phi((\theta_2 - \mu_p)/\sigma_p)$. Because $w^*(\theta)$ is symmetric with respect to $\theta = \mu_A$, we have $w^*(\theta_1) = w^*(\theta_2)$. These imply

$$0 < -w^*(\theta_1)(\mu_A - \theta_1) \phi((\theta_1 - \mu_p)/\sigma_p) < w^*(\theta_2)(\mu_A - \theta_2) \phi((\theta_2 - \mu_p)/\sigma_p)$$

which means that $\forall \theta_1 > \theta_2$, if $\theta_1 - \mu_A = \mu_A - \theta_2$, then

$$w^*(\theta_2)(\mu_A - \theta_2) \phi((\theta_2 - \mu_p)/\sigma_p) + w^*(\theta_1)(\mu_A - \theta_1) \phi((\theta_1 - \mu_p)/\sigma_p) > 0$$

Since $\tau_a > 0$, we can get $\int_{\mu_A - \tau_a}^{\mu_A + \tau_a} w^*(\theta)(\mu_A - \theta) \phi\left(\frac{\theta - \mu_p}{\sigma_p}\right) d\theta > 0$, and

$$\int_{\mu_A + \tau_a}^{\infty} w^*(\theta)(\mu_A - \theta) \phi\left(\frac{\theta - \mu_p}{\sigma_p}\right) d\theta + \int_{-\infty}^{\mu_A - \tau_a} w^*(\theta)(\mu_A - \theta) \phi\left(\frac{\theta - \mu_p}{\sigma_p}\right) d\theta \geq 0.$$

Thus,

$$\begin{aligned} \int_{-\infty}^{\infty} w^*(\theta)(\mu_A - \theta) \phi\left(\frac{\theta - \mu_p}{\sigma_p}\right) d\theta &= \int_{\mu_A - \tau_a}^{\mu_A + \tau_a} w^*(\theta)(\mu_A - \theta) \phi\left(\frac{\theta - \mu_p}{\sigma_p}\right) d\theta + \int_{\mu_A + \tau_a}^{\infty} w^*(\theta)(\mu_A - \theta) \phi\left(\frac{\theta - \mu_p}{\sigma_p}\right) d\theta \\ &\quad + \int_{-\infty}^{\mu_A - \tau_a} w^*(\theta)(\mu_A - \theta) \phi\left(\frac{\theta - \mu_p}{\sigma_p}\right) d\theta > 0, \end{aligned}$$

and

$$|\mathbb{E}_{\pi_p(\cdot)}[\theta^*] - \mu_p| = \left| \int_{|\mu_A - \theta| \leq \tau_a} w^*(\theta)(\mu_A - \theta) \phi\left(\frac{\theta - \mu_p}{\sigma_p}\right) d\theta \right| \leq \left| \int_{-\infty}^{\infty} w^*(\theta)(\mu_A - \theta) \phi\left(\frac{\theta - \mu_p}{\sigma_p}\right) d\theta \right|.$$

Let $\lambda_1 > \lambda_2$. We can verify that $\forall \theta, w^*(\theta, \lambda_1) \geq w^*(\theta, \lambda_2)$. Because $w^*(\theta)$ is symmetric with respect to $\theta = \mu_A$, $\forall \theta_1 > \theta_2, \theta_1 - \mu_A = \mu_A - \theta_2$, then $(w^*(\theta_2, \lambda_1) - w^*(\theta_2, \lambda_2))(\mu_A - \theta_2)\phi((\theta_2 - \mu_p)/\sigma_p) \geq -(w^*(\theta_1, \lambda_1) - w^*(\theta_1, \lambda_2))(\mu_A - \theta_1)\phi((\theta_1 - \mu_p)/\sigma_p) \geq 0$. This implies

$$\begin{aligned} & \int_{\theta \leq \mu_A} w^*(\theta, \lambda_1)(\mu_A - \theta)\phi\left(\frac{\theta - \mu_p}{\sigma_p}\right) d\theta - \int_{\theta \leq \mu_A} w^*(\theta, \lambda_2)(\mu_A - \theta)\phi\left(\frac{\theta - \mu_p}{\sigma_p}\right) d\theta \\ & \geq - \left[\int_{\theta > \mu_A} w^*(\theta, \lambda_1)(\mu_A - \theta)\phi\left(\frac{\theta - \mu_p}{\sigma_p}\right) d\theta - \int_{\theta > \mu_A} w^*(\theta, \lambda_2)(\mu_A - \theta)\phi\left(\frac{\theta - \mu_p}{\sigma_p}\right) d\theta \right] \geq 0 \end{aligned}$$

Rearrange the inequality, we can get

$$\int_{-\infty}^{\infty} w^*(\theta, \lambda_1)(\mu_A - \theta)\phi\left(\frac{\theta - \mu_p}{\sigma_p}\right) d\theta \geq \int_{-\infty}^{\infty} w^*(\theta, \lambda_2)(\mu_A - \theta)\phi\left(\frac{\theta - \mu_p}{\sigma_p}\right) d\theta$$

Thus, $\int_{-\infty}^{\infty} w^*(\theta)(\mu_A - \theta)\phi\left(\frac{\theta - \mu_p}{\sigma_p}\right) d\theta$ increases in λ . And because $w^*(\theta, \lambda) \rightarrow 1$ as $\lambda \rightarrow \infty$, by the monotone convergence theorem (Pugh 2015), we get the upper bound: $\int_{-\infty}^{\infty} w^*(\theta)(\mu_A - \theta)\phi\left(\frac{\theta - \mu_p}{\sigma_p}\right) d\theta \leq \mu_A - \mu_p$. Hence,

$$|\mathbb{E}_{\pi_p(\cdot)}[\theta^*] - \mu_p| \leq |\mu_A - \mu_p|.$$

2. When $\lambda = 0$, for any θ , $w^*(\theta) = 0$, by Equation (18), we have $|\mathbb{E}_{\pi_p(\cdot)}[\theta^*] - \mu_p| = 0$. And when $\Gamma = 0$, $\tau_a = 0$,

$$|\mathbb{E}_{\pi_p(\cdot)}[\theta^*] - \mu_p| = \left| \int_{|\mu_A - \theta| = 0} w^*(\theta)(\mu_A - \theta)\phi\left(\frac{\theta - \mu_p}{\sigma_p}\right) d\theta \right| = 0.$$

3. When $\Gamma \rightarrow \infty$, by Equation (18),

$$|\mathbb{E}_{\pi_p(\cdot)}[\theta^*] - \mu_p| = \left| \int_{-\infty}^{\infty} w^*(\theta)(\mu_A - \theta)\phi\left(\frac{\theta - \mu_p}{\sigma_p}\right) d\theta \right|.$$

And when $\lambda \rightarrow \infty$, $\forall \theta, w^*(\theta) \rightarrow 1$.

Without loss of generality, suppose $\mu_A \geq \mu_p$. In part 1, we have shown that $\int_{-\infty}^{\infty} w^*(\theta)(\mu_A - \theta)\phi\left(\frac{\theta - \mu_p}{\sigma_p}\right) d\theta$ is non-negative and increases in λ . By the monotone convergence theorem (Pugh 2015), we have

$$\lim_{\lambda \rightarrow \infty} \left| \int_{-\infty}^{\infty} w^*(\theta)(\mu_A - \theta)\phi\left(\frac{\theta - \mu_p}{\sigma_p}\right) d\theta \right| = \left| \int_{-\infty}^{\infty} (\mu_A - \theta)\phi\left(\frac{\theta - \mu_p}{\sigma_p}\right) d\theta \right| = |\mu_A - \mu_p|.$$

Thus, when $\Gamma \rightarrow \infty$ and $\lambda \rightarrow \infty$, $|\mathbb{E}_{\pi_p(\cdot)}[\theta^*] - \mu_p| = |\mu_A - \mu_p|$.

4. When $\Gamma \rightarrow \infty$, by Equation (18),

$$|\mathbb{E}_{\pi_p(\cdot)}[\theta^*] - \mu_p| = \left| \int_{-\infty}^{\infty} w^*(\theta)(\mu_A - \theta)\phi\left(\frac{\theta - \mu_p}{\sigma_p}\right) d\theta \right|$$

Without loss of generality, suppose $\mu_A \geq \mu_p$. In part 1, we have shown $\int_{-\infty}^{\infty} w^*(\theta)(\mu_A - \theta)\phi\left(\frac{\theta - \mu_p}{\sigma_p}\right) d\theta$, is non-negative and increases in λ . Hence, when $\Gamma \rightarrow \infty$, $|\mathbb{E}[\theta_A^*] - \mu_p|$ increases in λ .

□

Appendix E: Three-point Distribution

As pointed out in Section 5.1.1, it is difficult to analyze the self-training loop because of the complex priors after the first iteration. Nonetheless, there are three modes that are impactful on the AI outcomes, as discussed Proposition 5. This inspires us to simplify the model with a three-point distribution to get extra insights, which also provides a foundation for Proposition 6. Specifically, we assume that the user preference θ follows a three-point distribution with support $\Theta \triangleq \{-v, 0, v\}$ and a probability mass at zero p_0 :

$$\pi_p(\theta) = \begin{cases} (1 - p_0)/2 & \text{if } \theta = -v \\ p_0 & \text{if } \theta = 0 \\ (1 - p_0)/2 & \text{if } \theta = v \end{cases}$$

Let $\pi_t(\theta)$ denote the AI prior at time t , where $\pi_0(\theta) = \pi_A(\theta) = \pi_p(\theta)$, and $\pi_t(\theta|s)$ denote the posterior after receiving a signal $s = \theta + \epsilon_s$ where $\epsilon_s \sim N(0, \sigma_U)$. In line with the original model setup, the AI output given s at time t maximizes the expected fidelity:

$$\theta_{A,t} \triangleq \arg \min_{\hat{\theta} \in \Theta} \mathbb{E}_{\pi_t(\cdot|s)} [(\hat{\theta} - \theta)^2] = \arg \min_{\hat{\theta} \in \Theta} \sum_{\theta \in \Theta} (\hat{\theta} - \theta)^2 \pi_t(\theta|s)$$

As defined in Section 3, a user θ aims to determine $\sigma_{U,t}^*(\theta)$ that solves

$$\min_{\sigma_U \geq 0} \mathcal{E}_t(\theta, \sigma_U) + \lambda \mathcal{I}(\sigma_U)$$

where $\mathcal{E}_t(\theta, \sigma_U) = \mathbb{E}_{\pi(\cdot|\theta)}[(\theta_{A,t} - \theta)^2]$ is the expected fidelity error at time t , and $\lambda \mathcal{I}(\sigma_U) = \mathcal{H}(\theta) - \mathbb{E}[\mathcal{H}(\theta|s)]$ is the communication cost. Also, the user can still choose to work without the AI if the expected utility loss of using AI $\mathcal{L}_t^*(\theta)$ is too high. As defined in Section 3, the output θ_t^* is:

$$\theta_t^* = \begin{cases} \theta_{A,t}(s, \sigma_{U,t}^*(\theta)) & \text{if } \mathcal{L}_t(\theta, \sigma_{U,t}^*(\theta)) \leq \Gamma \\ \theta & \text{otherwise} \end{cases} \quad \text{and} \quad \mathcal{L}_t^*(\theta) \triangleq \min(\mathcal{L}_t(\theta, \sigma_{U,t}^*(\theta)), \Gamma)$$

As the definition of a self-training loop, the AI outputs are reused to train the next generation of AI, so the AI prior at time $t+1$ is the unconditional distribution of θ_t^* :

$$\pi_{t+1}(\theta) \triangleq \begin{cases} \mathbb{P}(\theta_t^* = -v) & \text{if } \theta = -v \\ \mathbb{P}(\theta_t^* = 0) & \text{if } \theta = 0 \\ \mathbb{P}(\theta_t^* = v) & \text{if } \theta = v \end{cases}$$

This model simplifies the original model in a self-training loop but is still able to maintain the key properties. Users are facing a trade-off between the fidelity error and communication cost, defined as before. Users' preferences remain heterogenous: some preferences are more unique (i.e., $\theta = -v$ and $\theta = v$), while the others are more common ($\theta = 0$). We refer to $\theta = 0$ as the common users and to $\theta = -v$ or $\theta = v$ as the unique users. This simplification enables us to further analyze the effects of a self-training loop and how a homogenization death spiral emerges.

E.1. Factors affecting the homogenization death spiral

With the simplified model, we are able to provide more insights that support and extend our discussion about the driving forces behind a homogenization death spiral in Section 5.2. As a preliminary result, the following lemma illustrates the behavior of the common users and the symmetry of the AI prior, which is consistent with what we observed in Proposition 4 and Figure 5.

LEMMA 2. *It is optimal for the common users to accept the default output. Also, the AI prior remains symmetric for any time step t . That is, $\forall t$, $\sigma_{U,t}^*(0) = \infty$ and $\pi_t(-v) = \pi_t(v)$.*

Lemma 2 is intuitive because the common users can achieve zero utility loss by accepting the default output without making any effort. Also, given σ_U , the unique user's utility loss is the same, no matter whether $\theta = -v$ or $\theta = v$, as long as the AI prior at time t is symmetric, leading to a symmetric AI prior in the next iteration. Lemma 2 enables us to prove the following corollary.

COROLLARY 1. $\forall t$, $\mathbb{V}(\theta_t^*) \leq \mathbb{V}(\theta)$, and $\mathbb{V}(\theta_t^*) = \mathbb{V}(\theta)$ if and only if $\sigma_{U,t}^*(-v) = \sigma_{U,t}^*(v) = 0$.

Corollary 1 demonstrates that the diversity of outputs is reduced as users cannot fully exert effort to share information about their preferences.

With the above foundations, let us now focus on a single iteration with any symmetric AI prior $\pi_t(\theta)$. This analysis will help us understand how the AI prior at time $t+1$ depends on the previous iteration at time t . The following proposition illustrates how the variables at time t may affect the variance of outputs at time $t+1$. In fact, we can view Corollary 1 and Proposition 10 as supplementary results to Proposition 6.

PROPOSITION 10. *Suppose $\Gamma = \infty$ and $\pi_t(-v) = \pi_t(v)$. Holding $\sigma_{U,t}(-v) = \sigma_{U,t}(v) = \sigma_U$ for some σ_U , we have:*

1. $\mathbb{V}(\theta_{A,t+1})$ monotonically increases in $\mathbb{V}(\theta_{A,t})$.
2. $\mathbb{V}(\theta_{A,t+1})$ monotonically decreases in σ_U .

The first result in Proposition 10 indicates that an increase or decrease in the variance of outputs has a lasting impact, influencing the variances of outputs in subsequent periods in the same direction. Intuitively, if the AI focuses predominantly on the majority and its prior becomes more concentrated around the average, it becomes more difficult for unique users to reduce fidelity error. Consequently, the AI is more likely to generate outputs close to the average, further concentrating the distribution of outputs around the average. On the other hand, the second result in Proposition 10 suggests that making efforts to share more information acts as a counterforce against homogenization, increasing the variance of outputs. As previously illustrated in Section 4.2, sharing more information effectively preserves the diversity of outputs and mitigates homogenization in the first period. Proposition 10 demonstrates that this effect of information sharing is consistent across all periods in a self-training loop. Essentially, this proposition highlights the long-term impact of users' efforts in maintaining output diversity. If users keep σ_U constant and do not react to homogenized outputs in the current iteration, this homogenization issue will propagate through all future iterations, reducing output diversity within each period.

E.2. Proof of the results.

Proof of Lemma 2. If $\sigma_U = \infty$, $\pi_t(\theta|s, \sigma_U) = \pi_t(\theta)$, so $\mathcal{I}(\theta, \sigma_U) = 0$. In addition, suppose $\pi_t(-v) = \pi_t(v)$ for some t . If $\sigma_U = \infty$, $\theta_{A,t} = \arg \min_{\hat{\theta} \in \Theta} \sum_{\theta \in \Theta} (\hat{\theta} - \theta)^2 \pi_t(\theta|s, \sigma_U) = \arg \min_{\hat{\theta} \in \Theta} \sum_{\theta \in \Theta} (\hat{\theta} - \theta)^2 \pi_t(\theta) = 0$, so $\mathcal{E}_t(0, \infty) = 0$. This means that any user with $\theta = 0$ can achieve zero utility loss if they share no information. Thus, $\sigma_{U,t}^*(0) = \infty$. On the other hand, $\forall \sigma_U$, $\mathcal{L}_t(-v, \sigma_U) = \mathcal{L}_t(v, \sigma_U)$ because $\mathcal{E}_t(-v, \sigma_U) = \mathcal{E}_t(v, \sigma_U)$. This implies $\theta_t^*(-v) = \theta_t^*(v)$, which further implies $\pi_{t+1}(-v) = \pi_{t+1}(v)$ and $\sigma_{U,t}^*(0) = \infty$. Hence, $\forall t$, $\sigma_{U,t}^*(0) = \infty$ and $\pi_t(-v) = \pi_t(v)$. \square

Proof of Corollary 1. By definition, $\mathbb{V}(\theta_t^*) = \mathbb{E}[(\theta_t^* - \mathbb{E}[\theta_t^*])^2]$ and $\mathbb{E}[\theta_t^*] = 0$ because of Lemma 2. This means $\mathbb{V}(\theta_t^*) = \mathbb{E}[\theta_t^{*2}] = v^2(1 - \pi_{t+1}(0))$. And we know $\mathbb{V}(\theta) = v^2(1 - p_0)$, so we only need to show $\pi_{t+1}(0) \geq p_0$. However, this is always true because $\pi_{t+1}(0) = \mathbb{P}(\theta_t^* = 0) \geq \mathbb{P}(\theta_t^* = 0|\theta = 0)\mathbb{P}(\theta = 0) = 1 \cdot \mathbb{P}(\theta = 0) = p_0$ by Lemma 2. Therefore, $\forall t$, $\mathbb{V}(\theta_t^*) \leq \mathbb{V}(\theta)$.

Second,

$$\begin{aligned} \mathbb{V}(\theta_t^*) = \mathbb{V}(\theta) &\iff \mathbb{P}(\theta_t^* = 0) = p_0 \iff \mathbb{P}(\theta_t^* = 0|\theta = -v) = \mathbb{P}(\theta_t^* = 0|\theta = v) = 0 \\ &\iff \mathbb{P}(\theta_t^* = 0|\theta = -v) = \mathbb{P}(\theta_t^* = 0|\theta = v) = 0 \iff \sigma_{U,t}^*(-v) = \sigma_{U,t}^*(v) = 0 \end{aligned}$$

\square

Proof of Proposition 10. Because $\pi_t(-v) = \pi_t(v)$ and $\sigma_{U,t}(-v) = \sigma_{U,t}(v)$, we have $\mathbb{E}[\theta_{A,t+1}] = 0$ and $\mathbb{V}(\theta_{A,t+1}) = v^2(1 - \pi_{t+1}(0))$. Let $p_t(\sigma_U) \triangleq \pi_t(0)$. Thus, what we want to show is

1. p_{t+1} strictly increases in p_t .
2. p_{t+1} strictly increases in σ_U .

Before we start, we note that it is possible to verify that there exist $U_t(\sigma_U, p_t)$ and $L_t(\sigma_U, p_t)$ such that

$$\begin{aligned} p_{t+1} = & \frac{(1-p_0)}{2} \left[\Phi \left(\frac{U_t(\sigma_{U,t}(-v), p_t) + v}{\sigma_{U,t}(-v)} \right) - \Phi \left(\frac{L_t(\sigma_{U,t}(-v), p_t) + v}{\sigma_{U,t}(-v)} \right) \right] \\ & + p_0 \left[\Phi \left(\frac{U_t(\sigma_{U,t}(0), p_t)}{\sigma_{U,t}(0)} \right) - \Phi \left(\frac{L_t(\sigma_{U,t}(0), p_t)}{\sigma_{U,t}(0)} \right) \right] + \frac{(1-p_0)}{2} \left[\Phi \left(\frac{U_t(\sigma_{U,t}(v), p_t) - v}{\sigma_{U,t}(v)} \right) - \Phi \left(\frac{L_t(\sigma_{U,t}(v), p_t) - v}{\sigma_{U,t}(v)} \right) \right]. \end{aligned}$$

where $U_t(\sigma_U, p_t) = -L_t(\sigma_U, p_t)$ and

$$U_t(\sigma_U, p_t) \triangleq \frac{v}{2} + \frac{\sigma_U^2}{v} \cdot \log \left(\frac{p_t}{(1-p_t)} + \sqrt{\left(\frac{p_t}{(1-p_t)} \right)^2 + 3e^{-v^2/\sigma_U^2}} \right).$$

1. For the first statement, from the expression of $U_t(\sigma_U, p_t)$ above, it is clear that it strictly increases in p_t .
2. For the second statement, we want to show $\partial p_{t+1} / \partial \sigma_U > 0$. Because $\sigma_{U,t}(-v) = \sigma_{U,t}(v) = \sigma_U$, we have

$$\begin{aligned} \frac{\partial p_{t+1}}{\partial \sigma_U} &\propto \phi \left(\frac{U_t - v}{\sigma_U} \right) \cdot \frac{\frac{\partial U_t}{\partial \sigma_U} \sigma_U - U_t + v}{\sigma_U^2} - \phi \left(\frac{-U_t - v}{\sigma_U} \right) \cdot \frac{-\frac{\partial U_t}{\partial \sigma_U} \sigma_U + U_t + v}{\sigma_U^2} \\ &\propto \exp \left(\frac{2vU_t}{\sigma_U^2} \right) \left(\frac{\partial U_t}{\partial \sigma_U} \sigma_U - U_t + v \right) + \left(\frac{\partial U_t}{\partial \sigma_U} \sigma_U - U_t - v \right) \triangleq f \end{aligned}$$

We want to show $f > 0$.

Let $x \triangleq \exp(v^2/(2\sigma_U^2))$ and $y \triangleq p_t/(1-p_t)$. With some algebra, we can get

$$\frac{\partial U_t}{\partial \sigma_U} \sigma_U - U_t = U_t - v \frac{xy(\sqrt{x^2y^2+3}+xy)}{xy(\sqrt{x^2y^2+3}+xy)+3} = U_t - v \frac{1}{1+3/[xy(\sqrt{x^2y^2+3}+xy)]} > -v,$$

where the last inequality is given by $U_t \geq 0$, $x \geq 0$ and $y \geq 0$. Therefore,

$$f > \exp \left(\frac{2vU_t}{\sigma_U^2} \right) \left(\frac{\partial U_t}{\partial \sigma_U} \sigma_U - U_t + v \right) - 2v.$$

We want to show $\exp \left(\frac{2vU_t}{\sigma_U^2} \right) \left(\frac{\partial U_t}{\partial \sigma_U} \sigma_U - U_t + v \right) > 2v$. With some algebra, we can get

$$\exp \left(\frac{2vU_t}{\sigma_U^2} \right) = (xy + \sqrt{x^2y^2+3})^2 \text{ and } \frac{\partial U_t}{\partial \sigma_U} \sigma_U - U_t + v = U_t + \frac{3v}{xy(xy + \sqrt{x^2y^2+3}) + 3}.$$

And because $U_t \geq 0$, $\exp \left(\frac{2vU_t}{\sigma_U^2} \right) \left(\frac{\partial U_t}{\partial \sigma_U} \sigma_U - U_t + v \right) \geq v \cdot \frac{3(xy + \sqrt{x^2y^2+3})^2}{xy(xy + \sqrt{x^2y^2+3}) + 3}$. Moreover, because $x \geq 0$ and $y \geq 0$, $(xy + \sqrt{x^2y^2+3})^2 = x^2y^2 + 2xy\sqrt{x^2y^2+3} + x^2y^2 + 3 > xy(xy + \sqrt{x^2y^2+3}) + 3$. Thus,

$\exp \left(\frac{2vU_t}{\sigma_U^2} \right) \left(\frac{\partial U_t}{\partial \sigma_U} \sigma_U - U_t + v \right) \geq 3v > 2v$. Hence, we have $\partial p_{t+1} / \partial \sigma_U > 0$.

\square