

Decoupled Training: Return of Frustratingly Easy Multi-Domain Learning

Ximei Wang^{1*}, Junwei Pan¹, Xingzhuo Guo², Dapeng Liu¹, Jie Jiang¹

¹Tencent Inc, China

²School of Software, Tsinghua University, China

{messixmwang,jonaspn,rocliu,zeus}@tencent.com, gxz23@mails.tsinghua.edu.cn

Abstract

Multi-domain learning (MDL) aims to train a model with minimal average risk across multiple overlapping but non-identical domains. To tackle the challenges of dataset bias and domain domination, numerous MDL approaches have been proposed from the perspectives of *seeking commonalities* by aligning distributions to reduce domain gap or *reserving differences* by implementing domain-specific towers, gates, and even experts. MDL models are becoming more and more complex with *sophisticated* network architectures or loss functions, introducing extra parameters and enlarging computation costs. In this paper, we propose a *frustratingly easy* and hyperparameter-free multi-domain learning method named Decoupled Training (D-Train). D-Train is a tri-phase *general-to-specific* training strategy that first pre-trains on all domains to warm up a root model, then post-trains on each domain by splitting into multi-heads, and finally fine-tunes the heads by fixing the backbone, enabling decouple training to achieve domain independence. Despite its extraordinary simplicity and efficiency, D-Train performs remarkably well in extensive evaluations of various datasets from standard benchmarks to applications of satellite imagery and recommender systems.

Introduction

The success of deep learning models across a wide range of fields often relies on the fundamental assumption that the data points are *independent and identically distributed* (i.i.d.). However, in real-world scenarios, training and test data are usually collected from different regions or platforms, consisting of multiple overlapping but non-identical domains. For example, a popular satellite dataset named FMoW (Christie et al. 2018), which predicts the functional purpose of buildings and land use on this planet, contains large-scale satellite images from various regions with different appearances and styles. Thus, jointly training a single model obscures domain distinctions, while separately training multiple models by domains reduces training data in each model (Joshi et al. 2012). This dilemma motivated the research on *multi-domain learning* (Joshi et al. 2012; Liu, Qiu, and Huang 2017; Ma et al. 2018; Alice et al. 2019; Tang et al. 2020).

To figure out the challenges of multi-domain learning, we first delved into these two standard benchmark datasets. By

analyzing the examples of these datasets, it is obvious that *dataset bias* across domains is one of the biggest obstacles to multi-domain learning. As shown in Figure 1(a), reviews from different domains have different keywords and styles. Further, Figure 1(b) reveals that images of Office-Home are from four significantly different domains: *Art*, *Clipart*, *Product* and *Real-World*, with various appearances and backgrounds. To tackle the *dataset bias* problem, numerous approaches have been proposed and they can be briefly grouped into two categories: 1) **Seeking Commonalities**. Some classical solutions (Liu, Qiu, and Huang 2017; Alice et al. 2019) adopting the insightful idea of domain adversarial training have been proposed to extract domain-invariant representations across multiple domains. 2) **Reserving Differences**. These approaches (Ma et al. 2018; Tang et al. 2020) adopt multi-branch network architectures with domain-specific towers, gates, and even experts, implementing domain-specific parameters to avoid domain conflict caused by dataset bias across domains. As shown in Figure 2, these methods are becoming more and more complex with *sophisticated* network architectures or loss functions.

Further, different from multi-task learning which focuses on tackling different tasks within a single domain, multi-domain learning shares the same label space across multiple domains with different marginal distributions. We thus calculated the distribution of sample amount across domains on several benchmark datasets and the results are shown in Figure 1. In practice, the distributions of sample amount across domains are usually twisted, imbalanced, or even long-tailed, causing another main challenge of multi-domain learning: *domain domination*. In this case, some tailed domains may have much fewer examples and it would be difficult to train satisfied models on them. Without proper network designs or loss functions, the model will be easily dominated by the head domains with many more examples and shift away from the tailed ones with few examples.

Realizing the main challenges of *dataset bias* and *domain domination* in multi-domain learning, we aim to propose a general, effective, and efficient method to tackle these obstacles all at once. We first rethought the development of multi-domain learning and found that the approaches in this field are becoming more and more sophisticated, consisting of multifarious network architectures or complex loss functions with many trade-off hyperparameters. By assign-

*Corresponding author.

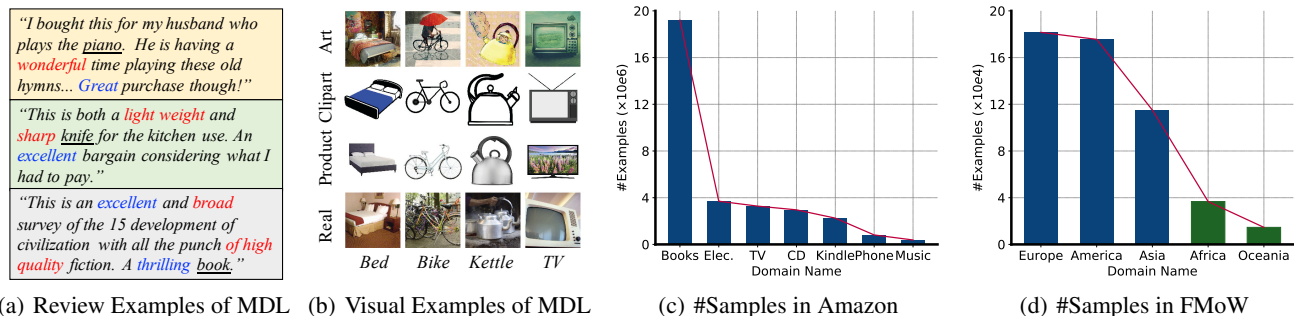


Figure 1: (a)-(b): Review examples from a recommender system benchmark named Amazon with various styles and keywords (shown by different colors), as well as visual examples from a computer vision dataset named Office-Home with various appearances and backgrounds, reveal the main challenge of dataset bias. (c)-(d): The distribution of sample number across domains is naturally imbalanced or even long-tailed, indicating another major challenge of domain domination.

ing different parameters across domains, these designs may be beneficial in some cases but they will include more parameters and enlarge computation cost, as well as introduce much more hyperparameters. For example, the latest state-of-the-art method named PLE has to tune the numbers of domain-specific experts and domain-agnostic experts in each layer and design the network structures of each expert, each tower, and each gate network.

Motivated by the famous quote of Albert Einstein, “*everything should be made as simple as possible, but no simpler*”, we proposed a frustratingly easy multi-domain learning method named Decoupled Training (D-Train). D-Train is a training strategy based on the original frustratingly easy but most general *shared-bottom* architecture. D-Train is a tri-phase *general-to-specific* training strategy that first pre-trains on all domains to warm up a root model, then post-trains on each domain by splitting into multi-heads, and finally fine-tunes the heads by fixing the backbone, enabling decouple training to achieve domain independence. Despite its extraordinary simplicity and efficiency, D-Train performs remarkably well in extensive evaluations of various datasets from standard benchmarks to applications of satellite imagery and recommender systems. In summary, this paper has the following contributions:

- We explicitly uncover the main challenges of dataset bias and domain domination in MDL, especially the latter since it is usually ignored in most existing works.
- We propose a frustratingly easy and hyperparameter-free MDL method named Decoupled Training by applying a tri-phase *general-to-specific* training strategy.
- We conduct extensive experiments from standard benchmarks to real-world applications and verify that D-Train performs remarkably well.

Related Work

Seeking Commonalities

To tackle the *dataset bias* problem in multi-domain learning, various approaches (Liu, Qiu, and Huang 2017; Alice et al. 2019) have been proposed from the perspective of domain

alignment, by adopting the insightful idea of domain adversarial training to extract domain-invariant representations across domains. There are mainly two categories of domain adaptation formulas: *covariate shift* (Quionero-Candela et al. 2009; Pan and Yang 2010; Long et al. 2015; Ganin and Lempitsky 2015) and *label shift* (Lipton, Wang, and Smola 2018; Azizadenesheli et al. 2019; Alexandari, Kundaje, and Shrikumar 2020), while we focus on the former in this paper since it is more relevant with the topic of MDL. Recent deep domain adaptation methods tackle domain shifts from the perspectives of either moment matching or adversarial training, in which the former aligns feature distributions by minimizing the distribution discrepancy across domains (Long et al. 2015; Tzeng et al. 2014; Long et al. 2017). Further, domain adversarial neural network (DANN) (Ganin et al. 2016) becomes the mainstream method in domain adaptation. It introduces a domain discriminator to distinguish the source features from the target ones, while the feature extractor is designed to confuse the domain discriminator. In this way, the domain discriminator and feature extractor are competing in a two-player minimax game. Its natural extension to MDL is DANN-MDL. Later, CDAN (Long et al. 2018) further tailors the discriminative information conveyed in the classifier predictions into the input of the domain discriminator, whose natural extension to MDL is CDAN-MDL. Following the main idea of the minimax game, several variants of adversarial training methods (Pei et al. 2018; Tzeng et al. 2017; Saito et al. 2018; Zhang et al. 2019) were proposed. MulANN (Alice et al. 2019) tailors the insight of domain adversarial training into the MDL problem by introducing a domain discriminator into the shared model with a single head. In contrast, ASP-MTL (Liu, Qiu, and Huang 2017) includes a shared-private model and a domain discriminator.

Reserving Differences

Another series of methods (Ma et al. 2018; Tang et al. 2020; Sheng et al. 2021) for multi-domain learning adopt multi-branch network architectures and develop domain-specific parameters (Dredze, Kulesza, and Crammer 2010) to avoid domain conflict caused by dataset bias across domains. Among them, Shared Bottom (SB) (Ruder 2017) is the frustrat-

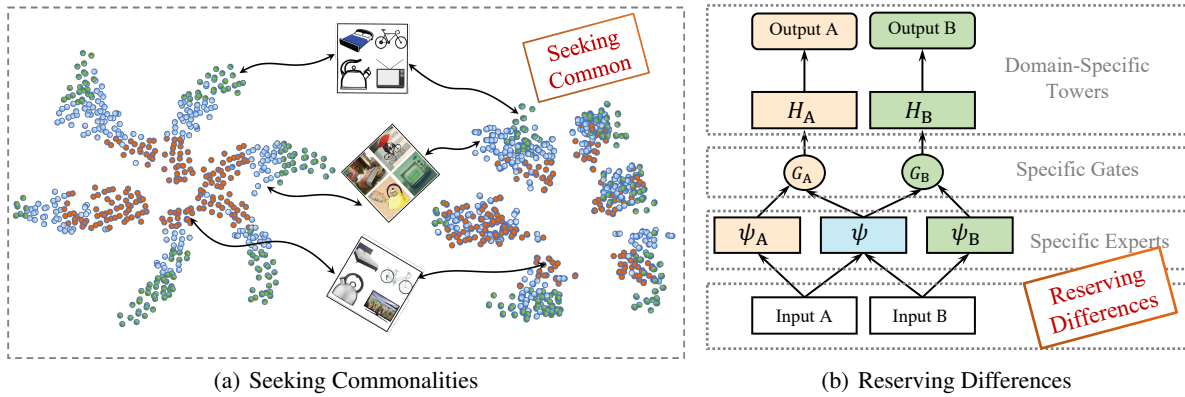


Figure 2: (a): Seeking Commonalities by aligning distributions across domains to reduce domain gap. (b): Reserving Differences by implementing domain-specific towers, gates, and even experts.

ingly easy but effective one. Further, MoE (Jacobs et al. 1991) and its extension of MMoE (Ma et al. 2018) adopt the insightful idea of the mixture of experts to learn different mixture patterns of experts assembling, respectively. PLE (Tang et al. 2020) explicitly separates domain-shared and domain-specific experts to alleviate harmful parameter interference across domains. Note that, PLE further applies progressive separation routing with several deeper layers but we only adopt one layer for a fair comparison with other baselines. Other MDL methods focus on maintaining shared and domain-specific parameters by confidence-weighted combination (Dredze, Kulesza, and Crammer 2010), domain-guided dropout (Xiao et al. 2016), or prior knowledge about domain semantic relationships (Yang and Hospedales 2015). Meanwhile, various task-specific MDL approaches have been proposed for computer vision (Rebuffi, Bilen, and Vedaldi 2018; Mancini et al. 2020; Nam and Han 2016; Rebuffi, Bilen, and Vedaldi 2017; Li and Vasconcelos 2019; Fourure et al. 2017), natural language processing (Wu and Guo 2020; Williams 2013; Pham, Crego, and Yvon 2021) and recommender system (Hao et al. 2021; Chen et al. 2020; Du et al. 2019; Gu et al. 2021; Li et al. 2021b,a; Salah, Tran, and Lauw 2021). The comparison between these MDL methods is summarized in Figure 2.

Approach

This paper aims to propose a simple and effective method for MDL. Given data points from multiple domains $\{\mathcal{D}_1, \mathcal{D}_2, \dots, \mathcal{D}_T\}$, T is the domain number. Denote $\mathcal{D}_t = \{(\mathbf{x}_i, \mathbf{y}_i)\}_{i=1}^{n_t}$ the data from domain t , where \mathbf{x}_i is an example, \mathbf{y}_i is the associated label and n_t is the sample number of domain t . Denote the shared backbone ψ and the domain-specific heads $\{h_1, h_2, \dots, h_T\}$ respectively. The goal of MDL is to improve the performance of each domain \mathcal{D}_t .

As mentioned above, the proposed Decoupled Training (D-Train) is a frustratingly easy multi-domain learning method based on the original *shared-bottom* architecture. D-Train takes a *general-to-specific* training strategy. It first pre-trains on all domains to warm up a root model. Then, it post-trains on each domain by splitting into multi-heads. Finally, it fine-

tunes the heads by fixing the backbone, enabling decouple training to achieve domain independence.

Pre-train: Warm Up a Root Model

The power of deep learning models is unleashed by large-scale datasets. However, as mentioned in Section , the distributions of sample numbers across domains are usually twisted, imbalanced, or even long-tailed in real-world applications. In this case, some tailed domains may only have limited samples and it would be difficult to train satisfied models on them. To alleviate this problem, D-Train first pre-trains a single model on samples from all domains to warm up a root model for all domains, especially for the tailed domain with limited samples. The optimization function of the pre-train phase in multiple domains can be formalized as

$$\psi_0, h_0 = \arg \min_{\psi, h} \frac{1}{T} \sum_{t=1}^T \frac{1}{n_t} \sum_{i=1}^{n_t} \mathcal{L} [(h \circ \psi)(\mathbf{x}_i^t), \mathbf{y}_i^t], \quad (1)$$

where h and ψ are the *shared* head and backbone at the pre-training phase. After the training process converges, ψ_0 and h_0 will be good initializations for the next phase, as shown in Figure 3(a). To verify it, we take DomainNet as an example and show the training curves of the proposed method in Figure 3(b). Note that, the experiments are repeated 5 times to show both mean and standard deviation.

Post-Train: Split Into Multi-Heads

As mentioned before, jointly training a single model obscures domain distinctions, leading to domain conflict caused by the specificity of different domains. To reflect the domain specificity and achieve satisfactory performance for each domain, we adopt the *shared-bottom* architecture that has a shared feature extractor ψ and various domain-specific heads $\{h_1, h_2, \dots, h_T\}$ to tackle the challenge of *dataset bias* across domains. With this design, the parameters of the feature extractor will be updated simultaneously by gradients of samples from all domains, but the parameters of domain-specific heads are trained on each domain. The optimization

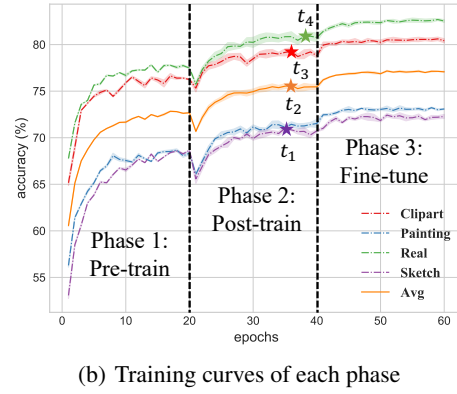
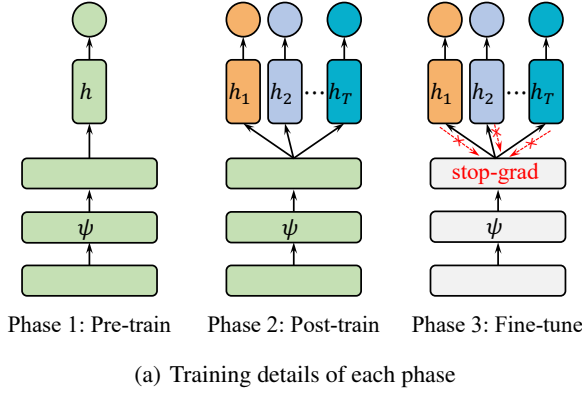


Figure 3: (a): Explanations of different phases of D-Train. ψ denotes the feature extractor; h denotes the shared head in the pre-training phase; $\{h_1, h_2, \dots, h_T\}$ denote the domain-specific heads at the next two phases. During the fine-tuning phase, the parameters of the feature extractor are fixed. (b): The training curves of each phase of D-Train on various domains: Clipart, Painting, Real and Sketch as shown in dotted lines, while the average accuracy over domains is shown in solid line.

function of the post-training phase is formalized as

$$\tilde{\psi}, \{\tilde{h}_1, \tilde{h}_2, \dots, \tilde{h}_T\} = \arg \min_{\psi, \{h_1, h_2, \dots, h_T\}} \frac{1}{T} \sum_{t=1}^T L_t \quad (2)$$

$$L_t = \frac{1}{n_t} \sum_{i=1}^{n_t} \mathcal{L}[(h_t \circ \psi)(\mathbf{x}_i^t), \mathbf{y}_i^t] \quad (3)$$

where the domain-agnostic feature extractor ψ is initialized as ψ_0 while each domain-specific head h_t of domain t is initialized as h_0 . After the training process converges, ψ and h will reach strong points of $\tilde{\psi}$ and \tilde{h} as shown in Figure 3(b). Since the shared-bottom architecture contains both domain-agnostic and domain-specific parameters, the training across domains maintains a lukewarm relationship. In this way, the challenge of *dataset bias* across domains and *domain domination* can be somewhat alleviated. The training curves as shown in Figure 3(b) also witness a sharp improvement via splitting into multi-heads across domains. Note that, at the beginning of the post-train phase, the test accuracy of each domain drops first owing to the training mode switches from fitting all domains to each specific domain.

Fine-tune: Decouple-Train for Independence

Regarding the benefits of domain-specific parameters across domains, a natural question arises: Can the shared-bottom architecture fully solve the problem of domain domination? To answer this question, we adopt the Euclidean norm to calculate the parameter update between the domain-specific heads $\{h_1, h_2, \dots, h_T\}$ and the domain-agnostic head h_0 at the pre-training phase on DomainNet. As revealed in Table 2, domain *Real* has more examples than other domains and is believed to dominate the training process. Our analysis in Figure 4(a) also verified that domain *Real* (h_3) is far away from the initial head. Since the parameter update at each training step i is $h_t^{(i+1)} = h_t^{(i)} - \eta \frac{\partial L}{\partial h_t^{(i)}}$, we can easily attain the cumulative parameter update when the training converges:

$$h_t^{(T)} = h_t^{(0)} - \eta \sum_{i=0}^{T-1} \frac{\partial L}{\partial h_t^{(i)}}, \text{ by repeating the calculation as } h_t^{(1)} = h_t^{(0)} - \eta \frac{\partial L}{\partial h_t^{(0)}}, h_t^{(2)} = h_t^{(1)} - \eta \frac{\partial L}{\partial h_t^{(1)}}, \dots, h_t^{(T)} = h_t^{(T-1)} - \eta \frac{\partial L}{\partial h_t^{(T-1)}}. \text{ Here, domain Real } (h_3) \text{ has the largest value of the cumulative parameter update, we can say that it still } \textit{dominates} \text{ the training process. Hence, though the challenge of dataset bias across domains can be alleviated by introducing domain-specific heads in the shared-bottom architecture, the domain domination problem still exists after the post-train phase. This is reasonable since the domain-shared parameters of the backbone will be dominated by the head domains. To this end, we propose a decoupling training strategy by fully fixing the parameters of the feature extractor to achieve domain independence. Formally,}$$

$$\hat{h}_t = \arg \min_{h_t} \frac{1}{n_t} \sum_{i=1}^{n_t} \mathcal{L}[(h_t \circ \tilde{\psi})(\mathbf{x}_i^t), \mathbf{y}_i^t], \quad t = 1, 2, \dots, T. \quad (4)$$

In this way, the parameters of the domain-specific heads will be learned by samples from each domain. With this kind of *domain-independent* training, the head domains will no longer dominate the training of the tailed domains at this phase. Further, the parameter update between phases becomes more balanced across domains as shown in Figure 4(b). Meanwhile, the training curves as shown in Figure 3(b) reveal that fine-tuning across domains further improves performance.

Why Does D-Train Work?

As mentioned before, dataset bias and domain domination are the main challenges of multi-domain learning. All of the existing works, including the methods from the perspectives of both seeking commonalities or reserving differences, have to face the challenge of *seesaw effect*. With the shared parameters across domains, these methods will influence each other. Specifically, as shown in Figure 3(b), different domains achieve the optimal performance at different time stamps. When the problem of domain domination or domain conflict

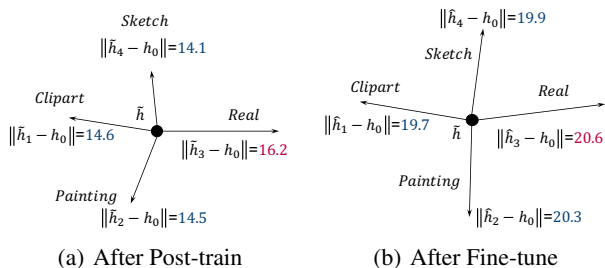


Figure 4: Visualization on domain domination where h_0 is the domain-agnostic head at the pre-training phase. $\|\cdot\|$ denotes the Euclidean norm of the parameter update.

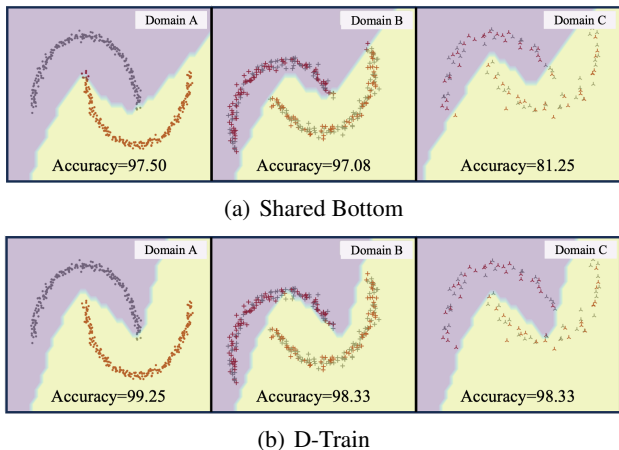


Figure 5: Decision boundaries on Two-Moon, where numbers in the legend indicate the accuracy of each domain.

caused by dataset bias cannot be ignored, the MDL model will struggle to find an optimal solution for all domains. On the contrary, with the proposed decoupling training strategy, different domains in D-Train will train independently at the fine-tuning phase, enabling it the flexibility to achieve *an optimal solution for each domain at different time stamps*.

Further, we visualized the decision boundaries of different domains on *Two-Moon* with different scales and distributions in Figure 5. Caused by dataset bias and domain domination, the decision boundary of existing methods like Shared Bottom have some *conflict areas*, while D-Train can further adjust them by domain-independent fine-tuning.

Experiments

In this section, we compared the proposed D-Train method with baselines. Note that, domains are balanced by setting a fixed *batch_size* for every domain, *i.e.*, the *batch_size* for each domain is 20 if there are 80 examples for 4 domains in a mini-batch. We adopted this *balanced* version for all baselines and the proposed method because we found that the balanced implementation works much better than the original imbalanced one, *e.g.*, Shared Bottom achieves an average accuracy of 75.9 over 74.1 in two versions.

Standard Benchmarks

In this section, we adopt two standard benchmarks in the field of domain adaptation with various dataset scales, where Office-Home is in a low-data regime and DomainNet is a large-scale one.

Low-data Regime: Office-Home Office-Home is a standard multi-domain learning dataset (Venkateswara et al. 2017) with 65 classes and 15,500 images from four significantly different domains: Art, Clipart, Product, and Real-World. As shown in Figure 1(b), there exist challenges of dataset bias and domain domination in this dataset. Following existing works on this dataset, we adopt ResNet-50 as the backbone and randomly initialize fully connected layers as heads. We set the learning rate as 0.0003 and batch size as 24 in each domain for D-Train and all baselines.

As shown in Table 1, Separately Training is a strong baseline and even outperforms Jointly Training, since the latter obscures domain distinctions and cannot tackle the dataset bias across domains. Multi-domain learning methods from the perspective of domain alignment work much better by introducing a domain discriminator and exploiting the domain information. However, applying domain alignment is not an optimal solution in MDL since the domain gap can only be reduced but not removed. Finally, the proposed D-Train consistently improves on all domains, even the tailed domain of “Art”. D-Train achieves a new state-of-the-art result with an average accuracy of 86.0.

Large-Scale Dataset: DomainNet DomainNet (Peng et al. 2019) is a large-scale multi-domain learning and domain adaptation dataset with 345 categories. We utilize 4 domains with different appearances including *Clipart*, *Painting*, *Real*, and *Sketch* where each domain has about 40,000 to 200,000 images. Following the code base in the Transfer Learning Library, we adopt mini-batch SGD with the momentum of 0.9 as an optimizer, and the initial learning rate is set as 0.01 with an annealing strategy. We adopt ResNet-101 as the backbone since DomainNet is much larger and more difficult than the previous Office-Home dataset. Meanwhile, the batch size is set as 20 in each domain here for D-Train and all baselines.

As shown in Table 2, the proposed D-Train outperforms all baselines, no matter measured by average accuracy or worst accuracy in all domains. Since the domain of “Real” has much more samples than other domains, it achieves competitive performance while separately training. However, other domains benefit from training via D-Train.

Applications of Satellite Imagery

In this section, we adopt a popular satellite dataset named Functional Map of the World (FMoW) (Christie et al. 2018), which aims to predict the functional purpose of buildings and land use on this planet, contains large-scale satellite images with different appearances and styles from various regions: *Africa*, *Americas*, *Asia*, *Europe*, and *Oceania*. FMoW is a natural dataset for multi-domain learning. D-Train and all baselines in this section are implemented in a popular open-sourced library named WILDS since it enables easy manipulation of this dataset. Each input x in FMoW is an

Method	Art	Clipart	Product	Real-World	Avg. Acc.	Worst Acc.
#Samples	2427	4365	4439	4357	-	-
Separatly Train	76.8	77.2	92.9	87.1	83.5	76.8
Jointly Train	73.5	73.3	91.4	86.7	81.2	73.3
MuLANN (Alice et al. 2019)	77.8	80.0	92.5	87.3	84.4	77.8
DANN-MDL (Ganin et al. 2016)	75.9	77.2	92.2	87.2	83.1	75.9
ASP-MDL (Liu, Qiu, and Huang 2017)	78.8	79.3	93.2	87.5	84.7	78.8
CDAN-MDL (Long et al. 2018)	78.6	79.0	93.6	89.1	85.1	78.6
Shared Bottom (Ruder 2017)	76.5	80.2	93.8	88.8	84.8	76.5
MoE (Jacobs et al. 1991)	76.8	77.1	92.3	87.4	83.4	76.8
MMoE (Ma et al. 2018)	78.8	79.6	93.4	88.9	85.2	78.8
PLE (Tang et al. 2020)	78.0	79.8	93.6	88.5	85.0	78.0
D-Train (ours)	80.0	80.3	94.1	89.5	86.0	80.0

Table 1: Accuracy (%) on Office-Home for multi-domain learning (ResNet-50).

Method	Clipart	Painting	Real	Sketch	Avg. Acc.	Worst Acc.
#Samples	49k	76k	175k	70k	-	-
Separatly Train	78.2	71.6	83.8	70.6	76.1	70.6
Jointly Train	77.4	68.0	77.9	68.5	73.0	68.0
MuLANN (Alice et al. 2019)	79.5	71.7	81.7	69.9	75.7	69.9
DANN-MDL (Ganin et al. 2016)	79.8	71.4	81.4	70.3	75.7	70.3
ASP-MDL (Liu, Qiu, and Huang 2017)	80.1	72.1	81.2	70.9	76.1	70.9
CDAN-MDL (Long et al. 2018)	80.2	72.2	81.3	71.0	76.2	71.0
Shared Bottom (Ruder 2017)	79.9	72.1	81.9	69.7	75.9	69.7
MoE (Jacobs et al. 1991)	79.1	70.2	79.8	69.4	74.6	69.4
MMoE (Ma et al. 2018)	79.6	72.2	82.0	69.8	75.9	69.8
PLE (Tang et al. 2020)	80.0	72.2	82.1	70.0	76.1	70.0
D-Train (w/o Fine-tune)	79.9	71.3	81.3	70.9	75.9	70.9
D-Train (w/o Post-train)	79.8	72.9	81.7	72.1	76.6	72.1
D-Train (w/o Pre-train)	80.9	72.9	82.7	71.5	77.0	71.5
D-Train (ours)	81.5	72.8	82.7	72.2	77.3	72.2

Table 2: Accuracy (%) on DomainNet for multi-domain learning (ResNet-101).

RGB satellite image that is resized to 224×224 pixels and the label y is one of 62 building or land use categories. For all experiments, we follow (Christie et al. 2018) and use a DenseNet-121 model (Huang et al. 2017) pre-trained on ImageNet. We set the batch size to be 64 on all domains. Following WILDS, we report the average accuracy and worst-region accuracy in all multi-domain learning methods.

As shown in Table 3, it’s not wise to train a separate model for each domain on FMoW, since the data on some domains is extremely scarce. FMoW is a difficult and scarce dataset, e.g., Oceania has only 15k images, causing some categories to involve only a dozen examples. Joint Train is also not optimal, because conflicts widely exist in some domains. Note that D-Train also outperforms all baselines in this difficult dataset.

Applications of Recommender System

We adopt a popular dataset named Amazon Product Review (*Amazon*) which is a large crawl of product reviews from the *Amazon* website, recording users’ *preferences* (by score) for different products. We select 7 typical subsets

with various scales including Books (*Books*), Electronics (*Elec.*), Movies_and_TV (*TV*), CDs_and_Vinyl (*CD*), Kindle_Store (*Kindle*), Cell_Phones_and_Accessories (*Phone*), Digital_Music (*Music*). As shown in Tabel 4, different domains have various samples from 0.38M to 19.2M. For each domain, diverse user behaviors are available, including more than 5 reviews for each user-goods pair. The features consist of *goods_id* and *user_id*. Users in these domains have different preferences for various goods.

We use DNN as the CTR method and the *embed_dim* and *mlp_dim* are both set as 16. The layer number of the expert and the tower are set as 2 and 3 respectively. We report AUC (Area Under the Curve) for each domain. Further, *AUC_d* and *AUC_s* are averaged over all domains and all samples respectively to intuitively compare D-Train with other baselines. For all models, we use Adam as the optimizer with exponential decay, in which the learning rate starts at $1e^{-3}$ with a decay rate of $1e^{-6}$. During training, the mini-batch size is set to 2048. As shown in Table 4, D-Train yields larger improvements than a variety of MDL baselines.

Method	Asia	Europe	Africa	America	Oceania	Avg. Acc.	Worst Acc.
#Samples	115k	182k	37k	176k	15k	-	-
Separately Train	59.4	56.9	72.9	59.4	65.1	58.7	56.9
Jointly Train	60.8	57.2	77.0	63.5	71.6	60.4	57.2
MulANN (Alice et al. 2019)	61.2	57.5	74.6	62.3	67.9	60.2	57.5
DANN-MDL (Ganin et al. 2016)	55.9	55.5	61.9	58.2	74.2	56.7	55.5
ASP-MDL (Liu, Qiu, and Huang 2017)	54.5	53.9	73.4	57.4	70.3	55.3	53.9
CDAN-MDL (Long et al. 2018)	57.0	56.8	68.0	59.7	70.3	57.7	56.8
Shared Bottom (Ruder 2017)	58.1	57.1	75.4	61.3	71.9	59.8	57.1
MoE (Jacobs et al. 1991)	55.9	54.0	63.2	59.0	70.6	56.3	54.0
MMoE (Ma et al. 2018)	60.7	55.7	65.6	62.4	64.8	58.7	55.7
PLE (Tang et al. 2020)	58.2	56.5	74.6	61.7	72.5	59.0	56.5
D-Train (ours)	62.3	58.3	77.0	62.7	68.3	61.0	58.3

Table 3: Accuracy (%) on FMoW for multi-domain learning (DenseNet-121).

Method	Books	Elec.	TV	CD	Kindle	Phone	Music	AUC _d	AUC _s
#Samples	19.2M	3.70M	3.28M	2.96M	2.25M	0.81M	0.38M	-	-
Separately Training	66.09	77.50	79.43	59.69	52.79	70.06	52.95	65.50	67.17
Jointly Training	69.01	78.87	85.06	64.24	59.15	69.89	49.71	67.99	70.43
MulANN (Alice et al. 2019)	68.95	78.90	84.56	64.79	58.64	70.43	52.13	68.34	70.40
DANN-MDL (Ganin et al. 2016)	68.64	80.33	86.08	66.32	58.59	72.47	54.21	69.52	70.74
CDAN-MDL (Long et al. 2018)	69.74	80.63	85.88	67.24	60.61	73.34	57.39	70.69	71.69
MoE (Jacobs et al. 1991)	73.51	85.88	89.66	74.94	63.45	79.63	66.08	76.16	76.04
Shared Bottom (Ruder 2017)	70.91	74.87	85.51	67.18	60.56	74.59	59.14	70.39	71.73
Shared Bottom + D-Train	71.35	74.76	85.52	67.61	60.20	73.53	61.61	70.65	71.99
MMoE (Ma et al. 2018)	73.67	86.15	89.23	75.50	62.43	81.91	63.69	76.01	76.13
MMoE + D-Train	74.50	86.09	88.60	77.13	66.46	82.13	69.01	77.70	77.05
PLE (Tang et al. 2020)	75.25	85.36	88.54	76.09	69.35	81.02	67.75	77.62	77.46
PLE + D-Train	74.70	86.70	89.53	77.40	69.26	82.47	69.91	78.57	77.56

Table 4: AUC (%) on Amazon Product Review for multi-domain learning.

Plug-in Unit

D-Train can be used as a general plug-in unit for existing MDL methods. When D-Train is used as a plugin unit, MMoE and PLE *add an extra phase* to only train the parameters of domain-specific heads while fixing the other parameters. As shown in Table 4, D-Train can further improve these competitive MDL methods on Amazon Product Review dataset, by tailoring D-Train into them.

Ablation Study

As shown in Table 2, ablation study on DomainNet by removing each phase respectively reveals that only utilizing all of these phases works best. In particular, D-Train (w/o Fine-tune) works much worse than other ablation experiments, which reveals the importance of decoupling training for domain independence.

Online Development

We empirically evaluate D-Train in the online advertising scenario of Tencent’s DSP, which needs to serve billions

of requests per day. MMoE-like architecture is utilized to predict pCVR for various conversion tasks, such as purchase and follow. Hundreds of features are used in total, including user behavior features, ad side features, and context side features. Online A/B testing from early July 2022 to August 2022 demonstrates that D-Train achieves 0.36% cost lift and 1.69% GMV(normal) lift over the online baseline, where the improvements on different domains are 3.71%, -0.08% (not statistically significant) and 2.03%, respectively.

Conclusion

Multi-domain learning (MDL) is of great importance in both academia and industry. In this paper, we explicitly uncover the main challenges of dataset bias and domain domination in multi-domain learning, especially the latter since it is usually ignored in most existing works. We further propose a frustratingly easy and hyperparameter-free multi-domain learning method named Decoupled Train (D-Train) that highlights the domain-independent fine-tuning to alleviate the obstacles of *seesaw effect* across multiple domains.

Acknowledgements

We would like to thank many colleagues, in particular, Jun-guang Jiang, Yiwen Qiu, and Prof. Mingsheng Long for their valuable discussions and efforts. Further, we would like to thank Rong Chen, Yuxuan Han, and Wei Xue for their successful deployments of this work into our online system, with a significant improvement in the online A/B test.

References

- Alexandari, M. A.; Kundaje, A.; and Shrikumar, A. 2020. Maximum Likelihood with Bias-Corrected Calibration is Hard-To-Beat at Label Shift Adaptation. *ICML*.
- Alice, S.-S.; Louise, H.; Marc, S.; Schoenauer abd Michele; Lani, F. W.; and Steve, J. A. 2019. Multi-Domain Adversarial Learning. In *ICLR*.
- Azizzadenesheli, K.; Liu, A.; Yang, F.; and Anandkumar, A. 2019. Regularized Learning for Domain Adaptation under Label Shifts. In *ICLR*.
- Chen, Y.; Wang, Y.; Ni, Y.; Zeng, A.-X.; and Lin, L. 2020. Scenario-aware and Mutual-based approach for Multi-scenario Recommendation in E-Commerce. In *ICDMW*.
- Christie, G.; Fendley, N.; Wilson, J.; and Mukherjee, R. 2018. Functional Map of the World. In *CVPR*.
- Dredze, M.; Kulesza, A.; and Crammer, K. 2010. Multi-domain learning by confidence-weighted parameter combination. *Mach. Learn.*
- Du, Z.; Wang, X.; Yang, H.; Zhou, J.; and Tang, J. 2019. Sequential scenario-specific meta learner for online recommendation. In *SIGKDD*.
- Fourure, D.; Emonet, R.; Fromont, E.; Muselet, D.; Neverova, N.; Trémeau, A.; and Wolf, C. 2017. Multi-task, multi-domain learning: application to semantic segmentation and pose regression. *Neurocomputing*.
- Ganin, Y.; and Lempitsky, V. 2015. Unsupervised Domain Adaptation by Backpropagation. In *ICML*.
- Ganin, Y.; Ustinova, E.; Ajakan, H.; Germain, P.; Larochelle, H.; Laviolette, F.; Marchand, M.; and Lempitsky, V. 2016. Domain-adversarial training of neural networks. *JMLR*.
- Gu, Y.; Bao, W.; Ou, D.; Li, X.; Cui, B.; Ma, B.; Huang, H.; Liu, Q.; and Zeng, X. 2021. Self-Supervised Learning on Users' Spontaneous Behaviors for Multi-Scenario Ranking in E-commerce. In *CIKM*.
- Hao, X.; Liu, Y.; Xie, R.; Ge, K.; Tang, L.; Zhang, X.; and Lin, L. 2021. Adversarial Feature Translation for Multi-domain Recommendation. In *SIGKDD*.
- Huang, G.; Liu, Z.; van der Maaten, L.; and Weinberger, K. Q. 2017. Densely Connected Convolutional Networks. In *CVPR*.
- Jacobs, R. A.; Jordan, M. I.; Nowlan, S. J.; and Hinton, G. E. 1991. Adaptive mixtures of local experts. *Neural computation*.
- Joshi, M.; Dredze, M.; Cohen, W. W.; and Rosé, C. P. 2012. Multi-Domain Learning: When Do Domains Matter? In *EMNLP-CoNLL*.
- Li, P.; Jiang, Z.; Que, M.; Hu, Y.; and Tuzhilin, A. 2021a. Dual Attentive Sequential Learning for Cross-Domain Click-Through Rate Prediction. In *SIGKDD*.
- Li, S.; Yao, L.; Mu, S.; Zhao, W. X.; Li, Y.; Guo, T.; Ding, B.; and Wen, J.-R. 2021b. Debiasing Learning based Cross-domain Recommendation. In *SIGKDD*.
- Li, Y.; and Vasconcelos, N. 2019. Efficient multi-domain learning by covariance normalization. In *CVPR*.
- Lipton, Z. C.; Wang, Y.; and Smola, A. J. 2018. Detecting and Correcting for Label Shift with Black Box Predictors. In *ICML*.
- Liu, P.; Qiu, X.; and Huang, X. 2017. Adversarial multi-task learning for text classification. *ICLR*.
- Long, M.; Cao, Y.; Wang, J.; and Jordan, M. I. 2015. Learning Transferable Features with Deep Adaptation Networks. In *ICML*.
- Long, M.; Cao, Z.; Wang, J.; and Jordan, M. I. 2018. Conditional Adversarial Domain Adaptation. In *NeurIPS*.
- Long, M.; Zhu, H.; Wang, J.; and Jordan, M. I. 2017. Deep Transfer Learning with Joint Adaptation Networks. In *ICML*.
- Ma, J.; Zhao, Z.; Yi, X.; Chen, J.; Hong, L.; and Chi, E. H. 2018. Modeling task relationships in multi-task learning with multi-gate mixture-of-experts. In *SIGKDD*.
- Mancini, M.; Ricci, E.; Caputo, B.; and Rota Bulò, S. 2020. Boosting binary masks for multi-domain learning through affine transformations. *Machine Vision and Applications*.
- Nam, H.; and Han, B. 2016. Learning multi-domain convolutional neural networks for visual tracking. In *CVPR*.
- Pan, S. J.; and Yang, Q. 2010. A survey on transfer learning. *TKDE*, 22(10): 1345–1359.
- Pei, Z.; Cao, Z.; Long, M.; and Wang, J. 2018. Multi-Adversarial Domain Adaptation. In *AAAI*.
- Peng, X.; Bai, Q.; Xia, X.; Huang, Z.; Saenko, K.; and Wang, B. 2019. Moment Matching for Multi-Source Domain Adaptation. *ICCV*.
- Pham, M.; Crego, J. M.; and Yvon, F. 2021. Revisiting multi-domain machine translation. *Transactions of the Association for Computational Linguistics*.
- Quionero-Candela, J.; Sugiyama, M.; Schwaighofer, A.; and Lawrence, N. D. 2009. *Dataset Shift in Machine Learning*. The MIT Press. ISBN 0262170051.
- Rebuffi, S.-A.; Bilen, H.; and Vedaldi, A. 2017. Learning multiple visual domains with residual adapters. *NeurIPS*.
- Rebuffi, S.-A.; Bilen, H.; and Vedaldi, A. 2018. Efficient parametrization of multi-domain deep neural networks. In *CVPR*.
- Ruder, S. 2017. An overview of multi-task learning in deep neural networks. *arXiv preprint arXiv:1706.05098*.
- Saito, K.; Watanabe, K.; Ushiku, Y.; and Harada, T. 2018. Maximum Classifier Discrepancy for Unsupervised Domain Adaptation. In *CVPR*.
- Salah, A.; Tran, T. B.; and Lauw, H. 2021. Towards Source-Aligned Variational Models for Cross-Domain Recommendation. In *Fifteenth ACM Conference on Recommender Systems*.

Sheng, X.; Zhao, L.; Zhou, G.; Ding, X.; Dai, B.; Luo, Q.; Yang, S.; Lv, J.; Zhang, C.; Deng, H.; and Zhu, X. 2021. One Model to Serve All: Star Topology Adaptive Recommender for Multi-Domain CTR Prediction. In *CIKM*.

Tang, H.; Liu, J.; Zhao, M.; and Gong, X. 2020. Progressive layered extraction (ple): A novel multi-task learning (mtl) model for personalized recommendations. In *Fourteenth ACM Conference on Recommender Systems*.

Tzeng, E.; Hoffman, J.; Saenko, K.; and Darrell, T. 2017. Adversarial Discriminative Domain Adaptation. In *CVPR*.

Tzeng, E.; Hoffman, J.; Zhang, N.; Saenko, K.; and Darrell, T. 2014. Deep Domain Confusion: Maximizing for Domain Invariance. *CoRR*, abs/1412.3474.

Venkateswara, H.; Eusebio, J.; Chakraborty, S.; and Panchanathan, S. 2017. Deep Hashing Network for Unsupervised Domain Adaptation. In *CVPR*.

Williams, J. D. 2013. Multi-domain learning and generalization in dialog state tracking. In *SIGDIAL*.

Wu, Y.; and Guo, Y. 2020. Dual adversarial co-learning for multi-domain text classification. In *AAAI*.

Xiao, T.; Li, H.; Ouyang, W.; and Wang, X. 2016. Learning Deep Feature Representations with Domain Guided Dropout for Person Re-identification. In *CVPR*.

Yang, Y.; and Hospedales, T. M. 2015. A Unified Perspective on Multi-Domain and Multi-Task Learning. In *ICLR*.

Zhang, Y.; Liu, T.; Long, M.; and Jordan, M. 2019. Bridging Theory and Algorithm for Domain Adaptation. In *ICML*.

A. Experiment Details

A.1. Baselines

We use PyTorch¹ as the deep learning framework and run all methods in Titan V. We compared the proposed D-Train method with three categories of baselines: Single Branch, Domain Alignment, and Multiple Branch. The implementation details of these baselines are summarized as follows:

- **Separately Train** is a strong baseline that separately trains on each domain when enough data is available as shown in Figure 6(f). Here, each domain is trained independently and samples from other domains will not influence the target domain. However, separately training multiple models by domains reduces training data in each model (Joshi et al. 2012).
- **Jointly Train** trains a single model with samples from all domains regardless of the domain information as shown in Figure 6(a). In this case, jointly training a single model obscures domain distinctions (Joshi et al. 2012) and it may bring the challenge of dataset bias.
- **DANN-MDL** (Ganin et al. 2016) is a direct extension of DANN in domain adaptation into multi-domain learning as shown in Figure 6(c). Here, we introduce a domain discriminator for the original MDL model to enable distribution alignment across domains.
- **MulANN** (Alice et al. 2019) introduces a domain discriminator into the shared model with a single head, as shown in Figure 6(b). Here, we remove the extra loss in the original paper on unlabeled data since all samples are labeled in our setting.
- **ASP-MTL** (Liu, Qiu, and Huang 2017) includes a domain-agnostic backbone, a domain-shared head, multiple domain-specific heads, and a domain discriminator, as shown in Figure 6(d). Similarly, the loss function specifically designed for natural language processing is removed.
- **CDAN-MDL** (Long et al. 2018) is a natural extension of CDAN to MDL as shown in Figure 6(e). Since we empirically found that ASP-MTL is much better than the other two variants of domain alignment methods, we also designed a share-private architecture for CDAN-MDL.
- **Shared Bottom (SB)** (Ruder 2017) is the frustratingly easy but effective MDL method, as shown in Figure 6(g). Here, a shared backbone is included to extract representations while multiple domain-specific heads are designed considering the specificity of each domain.
- **MoE** (Jacobs et al. 1991) utilizes the insightful idea of the mixture of experts that learns different mixtures patterns of experts assembling as shown in Figure 6(h). Here, the number of experts is selected from the set of $[3, 4, 5, 6]$ according to the performance on the validation set.
- **MMoE** (Ma et al. 2018) extends MoE to the multi-gate version and explicitly learns to model task relationships from data by designing a task-specific gating network for each task, as shown in Figure 6(i). Similarly, the number of experts is selected from the set of $[3, 4, 5, 6]$ according

to the performance on the validation set of each experiment.

- **PLE** (Tang et al. 2020) explicitly separates domain-shared and domain-specific experts as shown in Figure 6(j). The PLE model in the original paper adopts a progressive routing mechanism to extract and separate deeper semantic knowledge gradually (Tang et al. 2020).

A.2. Datasets

We conducted experiments on various datasets from standard benchmarks including Office-Home and DomainNet, to applications of satellite imagery (FMoW) and recommender system (Amazon) with various dataset scales, in which Office-Home is in a low-data regime and DomainNet is a large-scale one. D-Train and all baselines in this section are implemented in a popular open-sourced library² which has implemented a high-quality code base for many domain adaptation baselines.

- **Office-Home:** Office-Home (Venkateswara et al. 2017) is a standard multi-domain learning dataset with 65 classes and 15,500 images from four significantly different domains: Art, Clipart, Product, and Real-World. There exist challenges of dataset bias and domain domination in this dataset. Following existing works on this dataset, we adopt ResNet-50 as the backbone and randomly initialize fully connected layers as heads. We set the learning rate as 0.0003 and batch size as 24 in each domain for D-Train and all baselines.
- **DomainNet:** DomainNet (Peng et al. 2019) is a large-scale multi-domain learning and domain adaptation dataset with 345 categories. We utilize 4 domains with different appearances including *Clipart*, *Painting*, *Real*, and *Sketch* where each domain has about 40,000 to 200,000 images. The domain of "Real" has much more examples than other domains, and is believed to dominate the training process. Following the code base in Transfer Learning Library, we adopt mini-batch SGD with a momentum of 0.9 as an optimizer, and the initial learning rate is set as 0.01 with an annealing strategy. We adopt ResNet-101 as the backbone since DomainNet is much larger and more difficult than the previous Office-Home dataset. Meanwhile, the batch size is set as 20 in each domain here for D-Train and all baselines.
- **FMoW:** Functional Map of the World (FMoW) (Christie et al. 2018) aims to predict the functional purpose of buildings and land use on this planet. It contains large-scale satellite images with different appearances and styles from various regions: *Africa*, *Americas*, *Asia*, *Europe*, and *Oceania*. FMoW is a natural dataset for multi-domain learning. D-Train and all baselines in this section are implemented in a popular open-sourced library named WILDS³ since it enables easy manipulation of this dataset. Each input x in FMoW is an RGB satellite image that is resized to 224×224 pixels and the label y is one of 62 building or land use categories. For all experiments, we follow (Christie et al. 2018) and use a DenseNet-121

¹<http://pytorch.org>

²<https://github.com/thuml/Transfer-Learning-Library>

³<https://github.com/p-lambda/wilds>

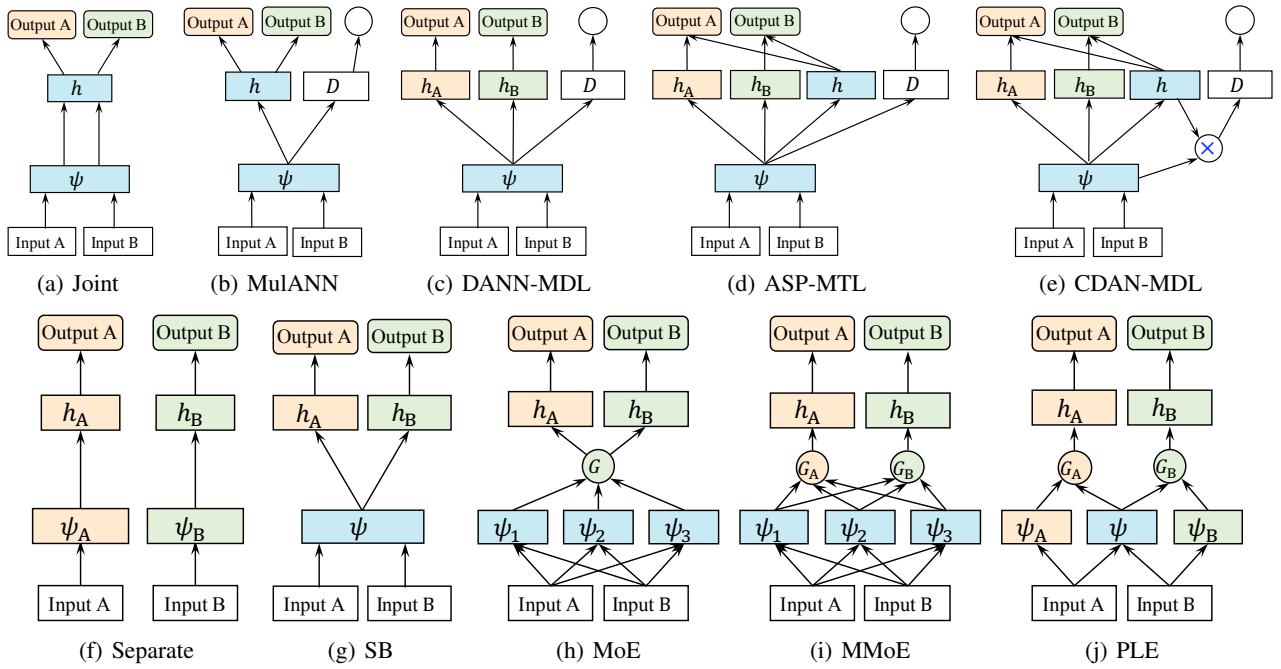


Figure 6: Network architectures of various multi-domain learning methods in which methods at the top row tackle dataset shift from the perspective of domain alignment and methods at the bottom row adopt multi-branch architecture with domain-specific and domain-shared parameters. The used terminologies include feature extractor (backbone) ψ , classifier (head) h , domain discriminator D , and gate G . The blue items represent domain-shared modules while others are domain-specific modules.

Table 5: Comparisons among various MDL methods. Note that, T is the domain number. n_ψ and n_h are parameter number of the backbone and head respectively. Usually, the inequality $n_\psi \gg n_h$ holds.

Type	Method	#Parameters	Hyperparameters
Single Branch	Separately Train	$\mathcal{O}(T \cdot n_\psi + T \cdot n_h)$	W/O
	Jointly Train	$\mathcal{O}(n_\psi + n_h)$	W/O
Domain Alignment	MulANN	$\mathcal{O}(n_\psi + n_h + n_D)$	loss trade-off: λ ; domain discriminator arch.
	DANN-MDL	$\mathcal{O}(n_\psi + T \cdot n_h + n_D)$	loss trade-off: λ ; domain discriminator arch.
	ASP-MTL	$\mathcal{O}(n_\psi + (T + 1) \cdot n_h + n_D)$	loss trade-off: λ ; domain discriminator arch.
	CDAN-MDL	$\mathcal{O}(n_\psi + (T + 1) \cdot n_h + n_D)$	loss trade-off: λ ; domain discriminator arch.
Multiple Branch	Shared Bottom	$\mathcal{O}(n_\psi + T \cdot n_h)$	W/O
	MoE	$\mathcal{O}(E \cdot n_\psi + n_G + T \cdot n_h)$	expert number (EN): E ; gate network arch.
	MMoE	$\mathcal{O}(E \cdot n_\psi + T \cdot (n_h + n_G))$	expert number (EN): E ; gate network arch.
	PLE	$\mathcal{O}((m_s + \sum_i^T m_i) \cdot n_\psi + T \cdot n_h)$	domain-share EN: m_s ; domain-specific EN: m_i
	The Proposed	D-Train	$\mathcal{O}(n_\psi + T \cdot n_h)$

model (Huang et al. 2017) pretrained on ImageNet. We set the batch size to be 64 on all domains. Following WILDS, we report the average accuracy and worst-region accuracy in all multi-domain learning methods.

- **Amazon:** In this section, we adopt a popular dataset named Amazon Product Review (*Amazon*)⁴. We select 7 typical subsets with various scales including Books (*Books*), Electronics (*Elec.*), Movies_and_TV (*TV*), CDs_and_Vinyl (*CD*), Kindle_Store (*Kindle*), Cell_Phones_and_Accessories (*Phone*), Digital_Music

(*Music*). Different domains have various samples from 0.38M to 19.2M. For each domain, diverse user behaviors are available, including more than 5 reviews for each user-goods pair. The features used for experiments consist of *goods_id* and *user_id*. It is obvious that users in these domains have different preferences for goods.

D-Train and all baselines in this section are implemented based on a popular open-sourced library named pytorch-fm⁵. We use DNN as the CTR method and the *embed_dim* and *mlp_dim* are both set as 16. The layer

⁴<https://jmcauley.ucsd.edu/data/amazon/>

⁵<https://github.com/rixwew/pytorch-fm>

number of the expert and the tower are set as 2 and 3 respectively. We report AUC (Area Under the Curve) for each domain. Further, AUC_d and AUC_s are averaged over all domains and all samples respectively to intuitively compare D-Train with other baselines. For all models, we use Adam as the optimizer with exponential decay, in which the learning rate starts at $1e^{-3}$ with a decay rate of $1e^{-6}$. During training, the mini-batch size is set to 2048.

B. Parameters and Hyperparameters

Comparisons among various MDL methods are shown in Table 5. Note that, T is the domain number. n_ψ and n_h are parameter number of the backbone and head respectively. Usually, the inequality $n_\psi \gg n_h$ holds. It is obvious that D-Train is *frustratingly easy* and hyperparameter-free, without introducing extra parameters compared with the popular Shared-Bottom method.