

AMuRD: Annotated Multilingual Receipts Dataset for Cross-lingual Key Information Extraction and Classification

Abdelrahman Abdallah^{a,b}, Mahmoud Abdalla^b, Mohamed Elkasaby^b, Yasser Elbendary^b, Adam Jatowt^a

^aUniversity of Innsbruck, Innrain 15, Innsbruck, 6020, Tyrol, Austria

^bDISCO, Ard El-Marwaha, El-Katamey, Cairo, 11936, Cairo, Egypt

Abstract

Key information extraction involves recognizing and extracting text from scanned receipts, enabling retrieval of essential content, and organizing it into structured documents. This paper presents a novel multilingual dataset for receipt extraction, addressing key challenges in information extraction and item classification. The dataset comprises 47,720 samples, including annotations for item names, attributes like (price, brand, etc.), and classification into 44 product categories. We introduce the InstructLLaMA approach, achieving an F1 score of 0.76 and an accuracy of 0.68 for key information extraction and item classification. We provide code, datasets, and checkpoints.¹

Keywords: Receipt extraction, Multilingual, Arabic, English, Dataset, OCR, Information Extraction

1. Introduction

Receipt extraction [1, 2, 3, 4, 5, 6] is a critical task with broad implications for automating business processes, enhancing financial analysis, and enabling efficient inventory management. By capturing and extracting vital information from scanned receipts, organizations can streamline operations, gain valuable insights, and make informed decisions. The effectiveness of receipt extraction systems crucially depends on the availability of high-quality datasets that mirror the complexities found in real-world receipts.

¹<https://github.com/Update-For-Integrated-Business-AI/AMuRD>

In this paper, we present an innovative and extensive dataset tailored to the task of receipt extraction, enriched with two primary objectives: key information extraction and item classification from scanned receipts. While existing datasets have significantly contributed to the field, the need for multilingual datasets that encompass diverse linguistic and contextual nuances remains pressing. Our dataset addresses this gap by providing a comprehensive collection of receipts in both Arabic and English, offering a versatile resource for the advancement of Optical Character Recognition (OCR) and information extraction techniques.

Our dataset encompasses 47,720 samples from a wide array of sources, including retail stores, restaurants, and supermarkets, ensuring its richness and practical relevance. To facilitate granular analysis and information extraction, meticulous annotations have been conducted on various receipt fields. These annotations include item names, classes, weight, number of units, total price, packaging details, units, and brand names. our dataset includes 37,419 unique item names and enables classification into 44 distinct product categories, enhancing the organization of items. It further provides detailed information on weight, number of units, size of units, price, and total price, offering insights into quantitative aspects of purchased items. By capturing packaging information and presence indicators, researchers gain the ability to study consumer behavior, pricing trends, and promotional strategies within receipts. Additionally, receipt extraction in multilingual settings, such as Arabic and English, introduces unique challenges stemming from such documents' inherent complexity and variability. In the subsequent sections, we explore some of these key challenges and discuss their implications on the accuracy and efficiency of information extraction systems in this domain. The following sections delve into the dataset's details, including its annotation process and data distribution. We believe this dataset serves as a valuable resource for advancing the field of receipt extraction, fostering innovation, and contributing to the development of intelligent systems proficient in accurately analyzing and extracting information from multilingual receipts.

Our contributions to this paper are summarized in the following:

1. We introduce a novel multilingual dataset for receipt extraction, encompassing both Arabic and English content, addressing the need for diverse linguistic contexts.
2. Our dataset focuses on two critical challenges in receipt understanding: key information extraction and item classification.
3. careful annotations cover various receipt fields, including item names, classes,

weight, number of units, price, brand, pack, and total price.

4. Our dataset includes classification into 44 distinct product categories, enhancing the organization of diverse items.
 5. We propose a novel approach, InstructLLaMA, for information extraction and classification, achieving remarkable results with an F1 score of 0.76 and an accuracy of 0.68.
- . The rest of the paper follows a structured path to the domain of receipt extraction and information extraction techniques. Section 2 delves into related work in receipt and information extraction. Section 3 highlights the dataset and annotations. Section 4 describes our InstructLLaMA method. Section 5 shows our performance evaluation. Lastly, Section 6 concludes our dataset and method.

2. Related work

In this section, we delve into the existing research and efforts in the field of Information Extraction. It's important to note that while Information Extraction from scanned receipts plays a vital role in numerous document analysis applications and holds great commercial potential, there has been relatively limited research and advancement in this specific area. The ICDAR 2019 Competition on Scanned Receipt OCR and Information Extraction (SROIE)[7] plays critical roles for many document analysis applications and holds great commercial potential, but very little research works and advances have been published in this area. This competition aimed to advancements of Scanned Receipt OCR and Information Extraction and offered three distinct tasks: First, Scanned Receipt Text Localisation focused on the localization of text regions within scanned receipt images. Participants were tasked with identifying the precise regions containing textual content. Second, Scanned Receipt OCR task. The objective of this task was to accurately recognize and transcribe text from the identified areas. Third, Key Information Extraction from Scanned Receipts extended the challenge to extract vital information from the recognized text. This encompassed crucial details like the merchant's name, total transaction amount, and the date of the receipt. The extraction of these key pieces of information was a pivotal aspect of the competition. Even though the SROIE competition was a big step forward, there's still a lot we can learn and improve, especially when it comes to dealing with receipts in different languages. Receipts often have text in multiple languages, making things tricky. In our paper, we are doing research for the third task. We're sharing a big



Figure 1: Examples of receipts.

dataset that has lots of items named in both Arabic and English and annotated by experts. These receipts are special because we have carefully marked important information like prices and product names. We are helping with better-reading receipts and figuring out what products are on them.

3. Dataset and Annotations

A robust methodology was followed to ensure the creation of a high-quality dataset for receipt extraction in Arabic and English. The methodology involved several key steps, including data collection, annotation guidelines development, annotation process, and data validation.

1. Data Collection: A diverse set of hundred thousand receipts was uploaded by DISCO app² users collected from various sources, including retail stores, restaurants, and supermarkets. The accepted receipts were carefully selected to cover a wide range of industries, products, and transaction types, ensuring the dataset's richness and practical relevance.

²<https://discoapp.ai/>

2. **Annotation Guidelines Development:** Detailed annotation guidelines were developed to ensure consistent and accurate annotations across the dataset. These guidelines provided instructions and definitions for each annotated field, including item names, classes, weight, number of units, size of units, price, total price, pack, units, and brand names.
3. **Annotation Process:** Domain experts were engaged to perform the meticulous annotation process. They carefully analyzed each receipt image, identifying and annotating the relevant information according to the predefined guidelines. The annotation process focused on achieving high accuracy and maintaining consistency throughout the dataset.
4. **Data Validation:** To ensure the quality and reliability of the dataset, a rigorous data validation process was conducted. This involved thorough reviews and cross-checking of annotations by multiple annotators and domain experts. Any discrepancies or uncertainties were discussed and resolved through consensus to ensure the dataset’s integrity.

Our dataset consists of 47,720 items, encompassing both Arabic and English content, and serves as a comprehensive resource for key information extraction. These items support various tasks and feature distinct annotations for each. Each receipt image contains approximately critical text fields, including item names, unit prices, and total prices. The annotated text predominantly comprises digits and English characters, making it a versatile dataset for a wide range of applications. For a visual representation, refer to Figure 1, which showcases sample receipt images.

3.1. Dataset Statistics

The language distribution in the dataset, as depicted in Figure 2, reveals an interesting and valuable insight into the composition of the data. Notably, the dataset exhibits a clear linguistic diversity, with 58% of the items being in Arabic, while the remaining 42% are in English.

This language distribution reflects the multilingual nature of real-world receipts, where items and information may be presented in different languages. Understanding and processing this linguistic diversity is crucial for developing robust receipt extraction systems that can effectively handle both Arabic and English receipts.

The prevalence of Arabic-language items in the dataset suggests a substantial presence of Arabic receipts, reflecting the importance of accommodating the

Arabic language in receipt processing applications, especially in regions where it is commonly used. Conversely, the inclusion of English items acknowledges the global relevance of the dataset, as English is often used as a common language in various contexts.

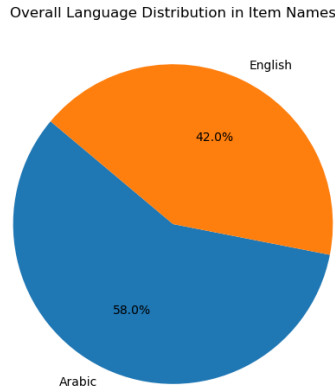


Figure 2: Language Distribution in Item Names

The class distribution in the dataset, as illustrated in Figure 3, provides valuable insights into the composition of items across different product categories. Understanding this distribution is crucial for various applications, including inventory management, recommendation systems, and market analysis. Let's look into the key observations and implications of this class distribution:

1. The dataset encompasses a wide array of product categories, ranging from *Soft Drinks & Juices* to *Home Textile*. This diversity reflects the richness of products found in real-world receipts, catering to various consumer needs and preferences.
2. Certain categories show a higher frequency of occurrence in the dataset. *Soft Drinks & Juices* and *Dairy & Eggs* are among the most common categories, suggesting their popularity and frequent inclusion in receipts.
3. The distribution analyzes consumer preferences and consumption patterns. For instance, the prominence of *Sauces, Dressings & Condiments* and *Biscuits & Cakes* indicates the significance of these items in shopping baskets.

4. Categories like *Dental Care*, *Footwear*, and *Mobile & Tablets* have relatively low representation. While these categories may not be as frequent, they still play a role in the overall shopping landscape.
5. It's important to note that some categories have a significantly lower frequency compared to others. This class imbalance can pose challenges for machine learning models, particularly when building classifiers. Techniques such as oversampling, undersampling, or using class weights may be necessary to address this issue.

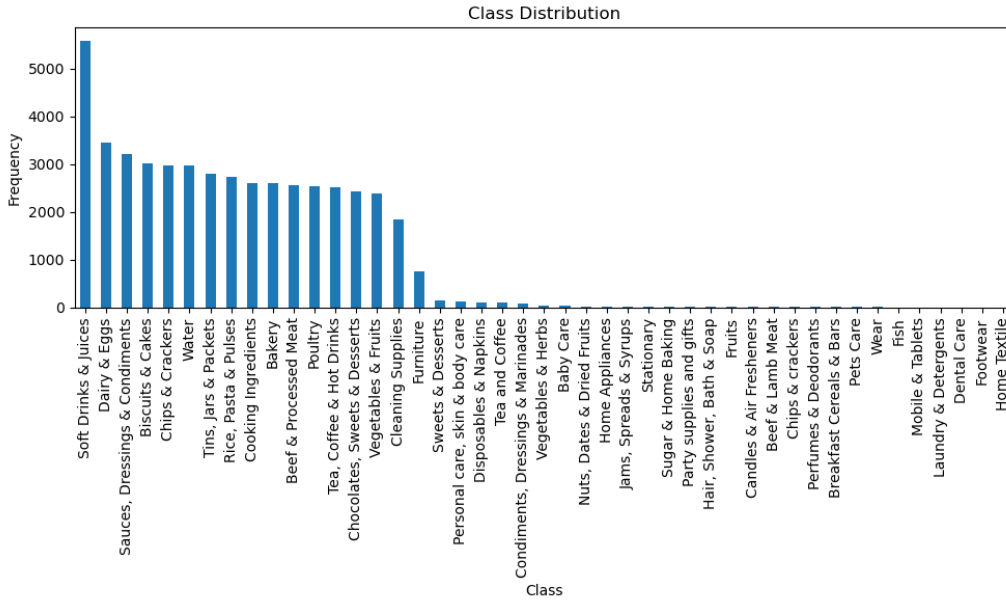


Figure 3: Class Distribution

Analyzing the price distribution within the dataset is essential for gaining insights into the economic aspects of the items it contains. The dataset's prices exhibit a wide range, from relatively low-cost items to more expensive ones. Here are some key observations from the price distribution: The mean price across all items in the dataset is approximately 36.69. The median price, which is 23.95, represents the middle point of the price range when all prices are sorted in ascending order. The lowest recorded price in the dataset is 0.25, suggesting the presence of relatively inexpensive items. At the upper end of the spectrum, the dataset includes items with prices as high as 512.00, indicating the existence of

relatively expensive products as well. The KDE plot price distribution is visually represented in Fig. 4.

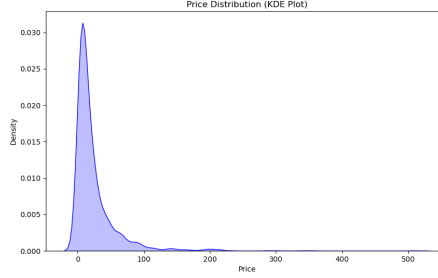


Figure 4: Price Distribution

4. Method

This section describes the LLaMA model used in our experiments, as illustrated in Figure 5.

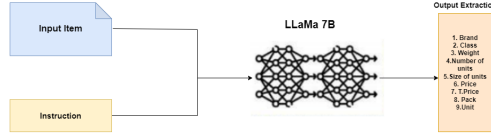


Figure 5: LLaMA Model

4.1. LLaMA V1 and LLaMA V2

LLaMA V1[8] and LLaMA V2 [9] represent two a collection of foundation language models ranging from 7B to 65B parameters. These models are trained on trillions of tokens, all while using publicly available datasets exclusively. LLaMA V1 with 7 billion to 65 billion parameters, demonstrating that it is possible to achieve state-of-the-art language modeling without relying on proprietary or inaccessible datasets. LLaMA V1 employs byte pair encoding (BPE) [10] for tokenization. Key features include pre-normalization with RMSNorm [11], the SwiGLU activation function [12], and rotary positional embedding [13]. This iteration laid the foundation for future advancements and outperformed larger models like GPT-3.5 (175B) [14] on various benchmarks.

Both LLaMA V1 and V2 excel in their fine-tuning approaches. LLaMA V1 employs Supervised Fine-Tuning (SFT) [15] with careful annotation and auto-regressive training objectives. LLaMA V2 raises the fine-tuning process with Reinforcement Learning with Human Feedback (RLHF), introducing novel techniques for data collection and reward modeling. It optimizes for both helpfulness and safety, effectively balancing the trade-off between these critical aspects.

4.2. Training & Prompting

Instruction Tuning [16, 17] is the technique of fine-tuning Large Language Models with multi-task datasets presented in natural language descriptions. We fine-tuned the LLaMA 7.6B[8] model on an instruction-tuning dataset for keyword information extraction.

The model is trained with supervision using the standard objective of predicting the next token given the previous ones. The dataset includes `instruction`, `input`, `output` fields. For such cases, we construct the prompt:

”Below is an instruction that describes a task, paired with an input that provides further context. ” ”Write a response that appropriately completes the request.” ”### Instruction:{instruction}### Input:{input}### Response:”

At inference time, the same prompt is used to generate the answer. Only the text generated after `### Response:` is used as the final output. We sample from the model using *top-p* sampling [18] with a temperature of 0.2, $p = 0.75$, $k = 50$, and beam search with 4 beams. This work demonstrates the essentiality of generic and specific instruction tuning to LLaMA’s keyword extraction and classification ability. There are also existing works that perform multitask instruction tuning of LLMs for specific scenarios, such as machine translation[19], information extraction[20], and QA [21, 22].

5. Experiment

5.1. Experiment setup

This section outlines the experimental setup used for training the LLaMA V1 and V2 model, leveraging the DeepSpeed framework [23, 24]. We engage in fine-tuning using the official LLaMA model with the Huggingface Transformers toolkit [25]. Our primary goal during training is to fine-tune LLaMa to produce the reference response while minimizing the cross-entropy loss. Considering the

time and computational resource limitations, we choose a parameter-efficient fine-tuning approach over full-model fine-tuning for most of our experiments by using DeepSpeed. DeepSpeed offers techniques and automated parameter tuning to optimize training efficiency and memory utilization. We have tailored the training process by utilizing DeepSpeed’s configuration options to achieve the best results. we enabled mixed precision training with bfloat16 (bf16) precision, a technique that accelerates training while preserving model accuracy. We chose the AdamW optimizer [26] as our optimizer and let DeepSpeed automatically determine its hyperparameters. To regulate the learning rate, we employed the WarmupDecayLR scheduler. All experiments are carried out on 4 Nvidia A100 48GB GPUs.

5.2. *Evaluation Metrics*

Our evaluation involves comparing the text extracted from each item to the ground truth data. We use a binary classification approach for correctness:

1. Extracted text is marked as correct if both the content and category match the ground truth.
2. If either the content or category does not match, the extracted text is marked as incorrect.

Additionally, we calculate the F1 score, which balances precision and recall. The F1 score serves as our primary ranking metric, reflecting the method’s overall effectiveness in accurately extracting key information from scanned receipts.

Our dataset was split into three subsets: a test set comprising 4773 samples, a training set with 38177 samples, and a validation set containing 4772 samples. This division ensures robust evaluation and training processes, preventing overfitting and enabling generalization to unseen data. In our experiments, we assess the performance of the LLaMA model with a focus on key information extraction and item classification. The metrics mentioned above provide comprehensive insights into the model’s accuracy, precision, and recall, enabling us to gauge its effectiveness in processing multilingual receipts in Arabic and English.

5.3. *Experiment Result*

In this section, we present the experimental results of our approach for information extraction and classification using the **LLaMA V1** and **LLaMA V2** models. We evaluated our method using the F1 and Accuracy.

Table 1 provides a detailed overview of the results achieved by our models on various aspects of information extraction and classification. Both **LLaMA V1** and

Models	parameters	Class		Brand		Weight		# Units		S.Units		T.Price		Price		Pack		Units		Overall	
		F1	Acc	F1	Acc	F1	Acc	F1	Acc	F1	Acc	F1	Acc	F1	Acc	F1	Acc	F1	Acc	F1	Acc
LLaMA V2	7B	0.94	0.88	0.92	0.85	0.83	0.71	0.93	0.86	0.91	0.83	0.36	0.22	0.43	0.27	0.79	0.65	0.77	0.62	0.76	0.68
LLaMA V1	7B	0.95	0.91	0.92	0.85	0.84	0.72	0.94	0.89	0.87	0.77	0.36	0.22	0.43	0.27	0.76	0.62	0.78	0.64	0.73	0.65

Table 1: Experimental Results for Information Extraction and Classification Using LLaMA V1 and LLaMA V2 Models

Models	parameters	Class		Brand		Weight		# Units		S.Units		T.Price		Price		Pack		Units		Overall	
		F1	Acc	F1	Acc	F1	Acc	F1	Acc	F1	Acc	F1	Acc	F1	Acc	F1	Acc	F1	Acc	F1	Acc
LLaMA V1	7B	0.29	0.17	0.41	0.25	0.37	0.23	0.28	0.17	0.64	0.47	0.77	0.62	0.77	0.62	0.05	0.02	0.00	0.00	0.40	0.25
LLaMA V2	7B	0.19	0.10	0.29	0.17	0.21	0.12	0.12	0.06	0.35	0.22	0.46	0.30	0.46	0.30	0.03	0.01	0.10	0.05	0.25	0.14
GPT-3.5	175B	0.42	0.27	0.36	0.22	0.36	0.22	0.15	0.08	0.67	0.51	0.74	0.59	0.75	0.61	0.09	0.04	0.31	0.18	0.43	0.27
DeciLM	6B	0.40	0.25	0.30	0.18	0.30	0.18	0.18	0.10	0.81	0.68	0.81	0.68	0.05	0.03	0.05	0.03	0.18	0.10	0.43	0.27

Table 2: Performance Metrics for Few-shot Information Extraction Across Multiple Categories

LLaMA V2, each with 7 billion parameters, demonstrate impressive performance across multiple categories. For the *Class* category, both models achieve high F1 scores (0.95 for **LLaMA V1** and 0.94 for **LLaMA V2**), indicating their ability to accurately classify items. In the *Brand* category, both models perform exceptionally well, with F1 scores of 0.92 and above, demonstrating their proficiency in brand recognition. The *Weight* category also showcases strong performance, with F1 scores of around 0.84 for both models. In terms of *Number of Units*, both models achieve F1 scores above 0.86, indicating their effectiveness in extracting this information. For *Size of Units* and *Total Price*, the models exhibit moderate performance, with F1 scores ranging from 0.36 to 0.43. In the *Price* and *Pack* categories, the models perform well, with F1 scores above 0.75. Lastly, for *Units* and in the overall assessment, the models achieve F1 scores ranging from 0.62 to 0.68, demonstrating their overall effectiveness in information extraction and classification. These results highlight the robustness and versatility of both **LLaMA V1** and **LLaMA V2** in handling various aspects of information extraction and classification across multiple categories.

5.4. Ablation study

Few-shot Information Extraction. involves the task of identifying new relationships and extracting pertinent data from unstructured text, even when there is a lack of annotated examples for training [27, 28, 29, 30]. Traditional information extraction methods often encounter difficulties when faced with limited data availability, particularly in the identification of emerging relationship types and the corresponding pairs of entities. To tackle these challenges, few-shot learning techniques harness the power of a small number of labeled samples to generalize and make predictions on unseen instances [31, 32, 33].

In this section, we present the results of our few-shot information extraction experiments based on the GPT-3.5 [14], LLaMA V1 [8], LLaMA V2 [9], and DeciLM[34] provides a comprehensive overview of our experimental findings, showcasing the performance of these models across various information extraction and classification tasks. Notably, our observations reveal that the DeciLM large language model achieved equivalent accuracy compared to GPT-3.5 while demonstrating significantly improved efficiency, operating at 15 times the speed of the LLaMA model. This feat was accomplished with DeciLM’s smaller parameter size of 6 billion, compared to GPT-3.5’s 175 billion parameters. These results underscore the efficiency and competitiveness of DeciLM in the domain of few-shot information extraction and classification, even with reduced model complexity.

6. Conclusion

In this paper, we introduced a novel multilingual dataset designed to tackle the challenges of key information extraction and item classification from scanned receipts. Our dataset, consisting of 47,720 samples in both Arabic and English, offers a comprehensive resource for advancing Optical Character Recognition (OCR) and information extraction techniques in the context of diverse linguistic and product contexts. By providing detailed annotations for item names, attributes, and classification into 44 product categories, our dataset fosters innovation in natural language processing, information extraction, and data processing. We also presented the InstructLLaMA approach, which leverages the LLaMA V1 and LLaMA V2 models, demonstrating remarkable results in key information extraction and item classification across various categories. The DeciLM model achieved competitive performance in few-shot information extraction tasks, even when compared to larger models like GPT-3 and LLaMA.

Acknowledgments

We extend our heartfelt gratitude to *Update For Data Analytics & AI*, the parent company of *DISCO*, for their invaluable support. Their provision of expert data annotators and access to receipt data significantly contributed to the success of our research. We greatly appreciate their partnership and collaboration throughout this project.

References

- [1] A. D. Le, D. V. Pham, T. A. Nguyen, Deep learning approach for receipt recognition, in: Future Data and Security Engineering: 6th International Conference, FDSE 2019, Nha Trang City, Vietnam, November 27–29, 2019, Proceedings 6, Springer, 2019, pp. 705–712.
- [2] D. Karatzas, F. Shafait, S. Uchida, M. Iwamura, L. G. i Bigorda, S. R. Mestre, J. Mas, D. F. Mota, J. A. Almazan, L. P. De Las Heras, Icdar 2013 robust reading competition, in: 2013 12th international conference on document analysis and recognition, IEEE, 2013, pp. 1484–1493.
- [3] A. Abdallah, A. Berendeyev, I. Nuradin, D. Nurseitov, Tncr: Table net detection and classification dataset, *Neurocomputing* 473 (2022) 79–97.
- [4] M. Kasem, A. Abdallah, A. Berendeyev, E. Elkady, M. Abdalla, M. Mahmoud, M. Hamada, D. Nurseitov, I. Taj-Eddin, Deep learning for table detection and structure recognition: A survey, *arXiv preprint arXiv:2211.08469* (2022).
- [5] D. Karatzas, L. Gomez-Bigorda, A. Nicolaou, S. Ghosh, A. Bagdanov, M. Iwamura, J. Matas, L. Neumann, V. R. Chandrasekhar, S. Lu, et al., Icdar 2015 competition on robust reading, in: 2015 13th international conference on document analysis and recognition (ICDAR), IEEE, 2015, pp. 1156–1160.
- [6] D. Karatzas, L. Gomez, A. Nicolaou, M. Rusinol, The robust reading competition annotation and evaluation platform, in: 2018 13th IAPR International Workshop on Document Analysis Systems (DAS), IEEE, 2018, pp. 61–66.
- [7] Z. Huang, K. Chen, J. He, X. Bai, D. Karatzas, S. Lu, C. Jawahar, Icdar2019 competition on scanned receipt ocr and information extraction, in: 2019 International Conference on Document Analysis and Recognition (ICDAR), IEEE, 2019, pp. 1516–1520.
- [8] H. Touvron, T. Lavril, G. Izacard, X. Martinet, M.-A. Lachaux, T. Lacroix, B. Rozière, N. Goyal, E. Hambro, F. Azhar, et al., Llama: Open and efficient foundation language models, *arXiv preprint arXiv:2302.13971* (2023).
- [9] H. Touvron, L. Martin, K. Stone, P. Albert, A. Almahairi, Y. Babaei, N. Bashlykov, S. Batra, P. Bhargava, S. Bhosale, et al., Llama 2: Open foundation and fine-tuned chat models, *arXiv preprint arXiv:2307.09288* (2023).

- [10] R. Sennrich, B. Haddow, A. Birch, Neural machine translation of rare words with subword units, arXiv preprint arXiv:1508.07909 (2015).
- [11] B. Zhang, R. Sennrich, Root mean square layer normalization, Advances in Neural Information Processing Systems 32 (2019).
- [12] N. Shazeer, Glu variants improve transformer, arXiv preprint arXiv:2002.05202 (2020).
- [13] J. Su, Y. Lu, S. Pan, A. Murtadha, B. Wen, Y. Liu, Roformer: Enhanced transformer with rotary position embedding, arXiv preprint arXiv:2104.09864 (2021).
- [14] T. Brown, B. Mann, N. Ryder, M. Subbiah, J. D. Kaplan, P. Dhariwal, A. Neelakantan, P. Shyam, G. Sastry, A. Askell, et al., Language models are few-shot learners, Advances in neural information processing systems 33 (2020) 1877–1901.
- [15] H. W. Chung, L. Hou, S. Longpre, B. Zoph, Y. Tay, W. Fedus, E. Li, X. Wang, M. Dehghani, S. Brahma, et al., Scaling instruction-finetuned language models, arXiv preprint arXiv:2210.11416 (2022).
- [16] J. Wei, M. Bosma, V. Y. Zhao, K. Guu, A. W. Yu, B. Lester, N. Du, A. M. Dai, Q. V. Le, Finetuned language models are zero-shot learners, arXiv preprint arXiv:2109.01652 (2021).
- [17] L. Ouyang, J. Wu, X. Jiang, D. Almeida, C. Wainwright, P. Mishkin, C. Zhang, S. Agarwal, K. Slama, A. Ray, et al., Training language models to follow instructions with human feedback, Advances in Neural Information Processing Systems 35 (2022) 27730–27744.
- [18] A. Holtzman, J. Buys, L. Du, M. Forbes, Y. Choi, The curious case of neural text degeneration, in: International Conference on Learning Representations, 2020.
URL <https://openreview.net/forum?id=rygGQyrFvH>
- [19] W. Jiao, J.-t. Huang, W. Wang, X. Wang, S. Shi, Z. Tu, Parrot: Translating during chat using large language models, arXiv preprint arXiv:2304.02426 (2023).

- [20] X. Wang, W. Zhou, C. Zu, H. Xia, T. Chen, Y. Zhang, R. Zheng, J. Ye, Q. Zhang, T. Gui, et al., Instructuie: Multi-task instruction tuning for unified information extraction, arXiv preprint arXiv:2304.08085 (2023).
- [21] A. Abdallah, A. Jatowt, Generator-retriever-generator: A novel approach to open-domain question answering, arXiv preprint arXiv:2307.11278 (2023).
- [22] A. Abdallah, B. Piryani, A. Jatowt, Exploring the state of the art in legal qa systems, arXiv preprint arXiv:2304.06623 (2023).
- [23] S. Rajbhandari, J. Rasley, O. Ruwase, Y. He, Zero: Memory optimizations toward training trillion parameter models, in: Proceedings of the International Conference for High Performance Computing, Networking, Storage and Analysis, SC '20, IEEE Press, 2020.
- [24] J. Rasley, S. Rajbhandari, O. Ruwase, Y. He, Deepspeed: System optimizations enable training deep learning models with over 100 billion parameters, in: Proceedings of the 26th ACM SIGKDD International Conference on Knowledge Discovery & Data Mining, KDD '20, Association for Computing Machinery, New York, NY, USA, 2020, p. 3505–3506. doi:10.1145/3394486.3406703.
URL <https://doi.org/10.1145/3394486.3406703>
- [25] T. Wolf, L. Debut, V. Sanh, J. Chaumond, C. Delangue, A. Moi, P. Cistac, T. Rault, R. Louf, M. Funtowicz, et al., Transformers: State-of-the-art natural language processing, in: Proceedings of the 2020 conference on empirical methods in natural language processing: system demonstrations, 2020, pp. 38–45.
- [26] I. Loshchilov, F. Hutter, Decoupled weight decay regularization, arXiv preprint arXiv:1711.05101 (2017).
- [27] J. Han, B. Cheng, W. Lu, Exploring task difficulty for few-shot relation extraction, in: Proceedings of the 2021 Conference on Empirical Methods in Natural Language Processing, Association for Computational Linguistics, Online and Punta Cana, Dominican Republic, 2021, pp. 2605–2616. doi:10.18653/v1/2021.emnlp-main.204.
URL <https://aclanthology.org/2021.emnlp-main.204>
- [28] J. Fei, W. Zeng, X. Zhao, X. Li, W. Xiao, Few-shot relational triple extraction with perspective transfer network, in: Proceedings of the 31st ACM

International Conference on Information & Knowledge Management, CIKM '22, Association for Computing Machinery, New York, NY, USA, 2022, p. 488–498. doi:10.1145/3511808.3557323.
URL <https://doi.org/10.1145/3511808.3557323>

- [29] E. Agirre, Few-shot information extraction is here: Pre-train, prompt and entail, in: Proceedings of the 45th International ACM SIGIR Conference on Research and Development in Information Retrieval, SIGIR '22, Association for Computing Machinery, New York, NY, USA, 2022, p. 2. doi:10.1145/3477495.3532786.
URL <https://doi.org/10.1145/3477495.3532786>
- [30] M. Agrawal, S. Hegselmann, H. Lang, Y. Kim, D. Sontag, Large language models are few-shot clinical information extractors (2022). arXiv:2205.12689.
- [31] A. Lazaridou, E. Gribovskaya, W. Stokowiec, N. Grigorev, Internet-augmented language models through few-shot prompting for open-domain question answering, arXiv preprint arXiv:2203.05115 (2022).
- [32] W.-Y. Chen, Y.-C. Liu, Z. Kira, Y.-C. F. Wang, J.-B. Huang, A closer look at few-shot classification, arXiv preprint arXiv:1904.04232 (2019).
- [33] Y. Liu, J. Lee, M. Park, S. Kim, E. Yang, S. J. Hwang, Y. Yang, Learning to propagate labels: Transductive propagation network for few-shot learning, arXiv preprint arXiv:1805.10002 (2018).
- [34] D. R. Team, Decilm 6b (2023).