

# TOPr: Enhanced Static Code Pruning for Fast and Precise Directed Fuzzing

Chaitra Niddodi

Department of Computer Science  
University of Illinois at Urbana-Champaign  
USA  
chaitra@illinois.edu

Stefan Nagy

Kahlert School of Computing  
University of Utah  
USA  
snagy@cs.utah.edu

Darko Marinov

Department of Computer Science  
University of Illinois at Urbana-Champaign  
USA  
marinov@illinois.edu

Sibin Mohan

Department of Computer Science  
The George Washington University  
USA  
sibin.mohan@gwu.edu

**Abstract**—Directed fuzzing is a dynamic testing technique that focuses exploration on specific, pre-targeted program locations. Like other types of fuzzers, directed fuzzers are most effective when maximizing testing speed and precision. To this end, recent directed fuzzers have begun leveraging *path pruning*: preventing the wasteful testing of program paths deemed irrelevant to reaching a desired target location. Yet, despite code pruning’s substantial speedup, current approaches are imprecise—failing to capture indirect control flow—requiring additional dynamic analyses that diminish directed fuzzers’ speeds. Thus, without code pruning that is both fast and precise, directed fuzzers’ effectiveness will continue to remain limited.

This paper aims to tackle the challenge of upholding both speed and precision in pruning-based directed fuzzing. We show that existing pruning approaches fail to recover common-case indirect control flow; and identify opportunities to enhance them with lightweight heuristics—namely, function signature matching—enabling them to maximize precision *without* the burden of dynamic analysis. We implement our enhanced pruning as a prototype, TOPr (Target Oriented Pruning), and evaluate it against the leading pruning-based and pruning-agnostic directed fuzzers SieveFuzz and AFLGo. We show that TOPr’s enhanced pruning outperforms these fuzzers in (1) *speed* (achieving 222% and 73% higher test case throughput, respectively); (2) *reachability* (achieving 149% and 9% more target-relevant coverage, respectively); and (3) *bug discovery time* (triggering bugs faster 85% and 8%, respectively). Furthermore, TOPr’s balance of speed and precision enables it to find 24 new bugs in 5 open-source applications, with 18 confirmed by developers, 12 bugs labelled as “Priority - 1. High”, and 12 bugs fixed — underscoring the effectiveness of our framework.

**Index Terms**—Patch Testing, Regression Testing, Target Reachability, Directed Testing, Static Analysis, Code Rewriting, Fuzzing

## I. INTRODUCTION

Directed fuzzing is a dynamic testing technique well-suited to testing scenarios like patch testing, bug reproduction, test case augmentation and regression testing *w.r.t.* specific targets in code [18], [53]. Unlike conventional fuzzing, which aims to explore a program in its entirety, directed fuzzing instead focuses testing only on a *pre-targeted* set of program locations,

e.g., the source code line(s) affected by a patch. To date, a variety of directed fuzzing techniques have emerged, including AFLGo [18], Beacon [32], Hawkeye [23], and SieveFuzz [59].

Like general-purpose fuzzers [26], [56], directed fuzzers must be both *fast* and *precise*. Maintaining high speed is critical to finding software defects quickly (e.g., for timely patch fixing) [45], while precision is key to avoiding false positives and negatives (e.g., missed or spurious bugs) [33]. While many advancements have made general-purpose fuzzing fast [43], [45], [33], most directed fuzzers unfortunately remain far slower. The most popular approach for “directing” fuzzing to specific target locations is *distance minimization* [19], which iteratively selects test cases with the smallest distances relative to the target sites. Yet, the runtime expense of distance minimization—extra program instrumentation to measure and track distances *per* test case—is shown to deteriorate fuzzing speed by upwards of 92% [59].

To overcome the performance bottleneck of distance minimization, recent directed fuzzers are instead adopting *code pruning* (e.g., SieveFuzz [59], ParmeSan [47]). At a high level, code pruning performs static control-flow analysis to identify and eliminate program paths deemed *irrelevant* to reaching a given target location. By preventing execution from being wasted on fruitless paths, directed fuzzers are shown to achieve upwards of 100% higher test case throughput [59].

Unfortunately, pruning-based directed fuzzers are limited in *precision*. Current approaches universally rely on static analysis to generate control-flow graphs and enumerate relevant paths. Yet, recovering *indirect* control flow statically is infeasible, preventing these fuzzers from exploring many critical paths (e.g., indirect call targets). To improve precision, static analysis is often supplemented with additional *dynamic* analysis to reanalyze control flow. However, the frequency of indirect edges (often tens of thousands per program) demands constant control-flow reanalysis, diminishing the otherwise high speeds of pruning-based directed fuzzers. Thus, achieving a high directed fuzzing performance—without sacrificing

precision—remains a compelling challenge.

This paper introduces the idea of *enhanced code pruning*—a layering of conventional static-based code pruning with lightweight analysis heuristics to recover the overwhelming majority of indirect control flow: indirect function calls. We demonstrate how enhanced code pruning facilitates *fully static* control-flow analysis for pruning-based directed fuzzing, forgoing the high runtime overhead faced by conventional static/dynamic hybrid approaches [59], [47]. We implement our approach as a directed fuzzing prototype, TOPr (**T**arget **O**riented **P**runing), and evaluate it alongside the leading pruning-based and pruning-agnostic directed fuzzers SieveFuzz [59] and AFLGo [18].

We show that TOPr’s fast *and* precise pruning achieves superior directed fuzzing effectiveness—and speed—across **24** real-world software benchmarks: on average, TOPr achieves **222%** and **73%** higher test case throughput and achieves **149%** and **9%** more target-relevant coverage than SieveFuzz and AFLGo, respectively. We further demonstrate how TOPr’s efficient indirect edge recovery enables more expeditious directed fuzzing: on average, TOPr is the fastest to discover bugs—outperforming SieveFuzz and AFLGo by **85%** and **8%**, respectively. In an additional bug-finding case study on the latest versions of **9** real-world programs, TOPr discovers 24 new bugs—with 18 confirmed and 12 fixed by developers and 12 bugs labelled as “Priority - 1. High”.

In summary, this paper makes the following contributions:

- We detail the challenges of pruning-based directed fuzzing. We show that existing code pruning approaches are fundamentally unable to balance performance with precision, leading to cascading effects that impede directed fuzzing effectiveness.
- We introduce the idea of *enhanced code pruning*: a technique by which conventional static analysis is augmented with additional, lightweight heuristics to capture the vast majority of problematic indirect edges.
- We implement enhanced code pruning as a prototype directed fuzzer, TOPr, and evaluate it alongside the leading pruning-based directed fuzzer SieveFuzz [59] and pruning-agnostic directed fuzzer AFLGo [18].
- We evaluate TOPr on **24** real-world software benchmarks, and show that its enhanced code pruning enables faster, more effective directed fuzzing.

## II. BACKGROUND & MOTIVATION

Below, we briefly introduce the high-level concepts behind fuzzing and directed fuzzing. We discuss the challenges of upholding performance *and* precision in directed fuzzing, and weigh current directed fuzzers’ fundamental trade-offs.

### A. Fuzzing

Fuzzing (short for “fuzz testing”) represents one of the most popular and successful dynamic testing approaches in use today. At a high level, fuzzing operates by:

- 1) Mutating test cases at random [70] or via well-defined input dictionaries [52] or grammars [13], [16];

- 2) Executing each test case on the program under test; and
- 3) Preserving—and subsequently re-mutating—only those test cases that trigger interesting behavior (e.g., new code coverage or crashes), while discarding all others.

A variety of tools and techniques have emerged over the last three decades advancing many of fuzzing’s core aspects: increasing speed [43], enhancing test case generation [14] and mutation [40], and streamlining analysis of fuzzer-discovered bugs [68]. As fuzzing continues to gain recognition for discovering numerous critical program defects, many efforts are exploring tailoring fuzzing to specific use cases: emergent classes of bugs [46], and new software, environments [33], and architectures [44]. More recently, a fuzzing technique called *directed fuzzing* substitutes conventional fuzzing’s whole-program exploration with one targeting specific program regions: patched code [18], reported crashing lines [59], and regressions [73].

Tool	Year	Directedness	Indirect Control Flow	
			Recovery	Correctness
AFLGo [19]	2017	Minimization	None	✗
Hawkeye [23]	2018	Minimization	Static	✗
ParmeSan [47]	2020	Minimization	Dynamic	✓
WindRanger [25]	2022	Pruning	Static	✗
RLTG [30]	2023	Pruning	Dynamic	✓
SieveFuzz [59]	2023	Pruning	Dynamic	✓
TOPr	2023	Pruning	Static	✓

TABLE I: Popular directed fuzzers and their design trade-offs.

### B. Directed Fuzzing

Directed fuzzing differs from conventional fuzzing in that it focuses testing only on *specific* program locations. Generally, locations to be targeted are determined either manually (e.g., a line changed by a patch), or automatically via static analysis tools (e.g., a location believed to contain a bug). In the following, we compare and contrast the key design decisions of directed fuzzers: how to achieve *directedness* and how to *recover* control flow from the program under test.

1) *Achieving Directedness*: Unlike general-purpose fuzzers (e.g., AFL [70], libFuzzer [57]) that aim to fully explore the target program as a whole, directed fuzzers instead focus on testing a specific set of program locations. Existing directed fuzzers are generally implemented atop undirected ones, but incorporate a mechanism for *directedness*: steering exploration to the pre-determined target location(s). Historically, many directed fuzzers achieved directedness via *distance minimization* [18].

At a high level, minimization operates by first constructing a gradient of the program with respect to all pre-determined target locations. For all generated test cases, distances are

computed at the basic-block-level relative to the target sites. Lastly, the fuzzer prioritizes those test cases observed to have smaller and smaller relative distances—leveraging this as a proxy for steering testing toward the intended locations. Yet while distance minimization intuitively models program exploration as an optimization problem, it unfortunately cannot prevent exploration of execution paths that are *irrelevant* to reaching target sites. In such cases, minimization-directed fuzzers risk getting stuck in the gradient’s *local* minima, forcing the fuzzer to randomly select other test cases in hopes of finding the correct path to the *global* minimum [18], [23].

To overcome minimization’s wasteful exploration, emerging directed fuzzers are adopting *path pruning* [59], [47]: selectively restricting program control flow from being explored based on its relevancy to the intended target location(s). Typically, pruning performs analysis to recover all program paths, generally via backwards-slicing from the intended region of interest (e.g., a reported buggy line of code). Path restriction is achieved by either discarding non-reaching test cases *before* they are executed; or *during* execution by terminating once a non-reaching path is observed taken. In most implementations, pruning is coupled with minimization to further steer testing toward the pre-targeted program locations [47].

2) *Control Flow Recovery*: To correctly guide testing toward target locations, directed fuzzers must precisely recover the program’s execution paths. Existing approaches universally rely on *static* analysis to recover program control flow. However, statically recovering *indirect* branches (e.g., indirect call targets) remains undecidable in practice, leaving purely-static approaches unsound—missing or over-approximating the set of outgoing edges from an indirect call site. To overcome this challenge, a number of directed fuzzers are employing *hybrid* analysis: performing a best-guess static analysis (e.g., points-to alias analysis [23]), followed by dynamic analysis to incorporate and re-analyze control flow for any concrete indirect edges seen during fuzzing’s many test case executions.

### C. Weaknesses of Existing Directed Fuzzers

In seeking to build an ideal directed fuzzer, we identify two key challenges that affect current directed fuzzers: (1) the high cost of directedness, and (2) the imprecision of indirect flow analysis. We weigh existing directed fuzzers with respect to these challenges (shown in Table I); and elicit a criteria for a directed fuzzer to uphold both performance *and* precision.

1) *The Cost of Directedness*: Directed fuzzers employing distance minimization suffer the risk of wasteful execution: spending time in execution paths that will *not* reach the desired target locations. This risk is compounded by the high cost of distance minimization’s instrumentation, which adds significant runtime overhead per test case execution—shown to reduce test case throughput by upwards of 90% [59] relative to non-directed fuzzing.

Figure 1 shows an example memory corruption bug in the latest version of the popular library NetCDF-C. We observe that AFLGo [18]—the leading distance-minimization-based directed fuzzer—*cannot* uncover this bug in 1 hour.

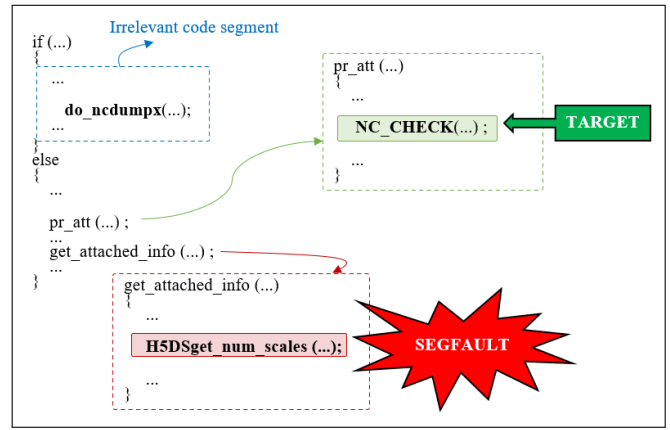


Fig. 1: Simplified version of a memory corruption found by TOPr but *not* by AFLGo in NetCDF-C v4.9.1 (latest version).

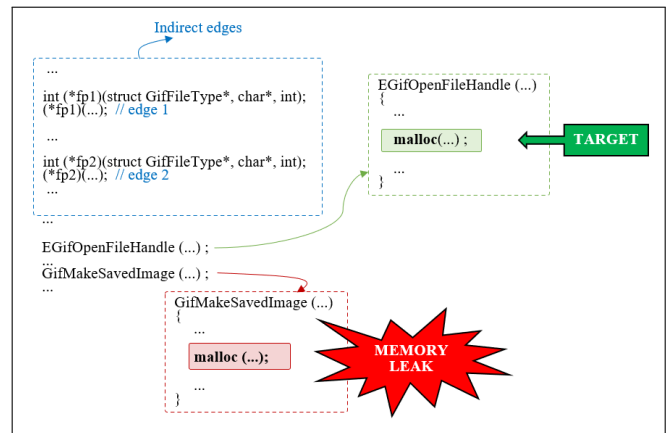


Fig. 2: Simplified version of a memory leak found by TOPr but *not* by SieveFuzz in giflib v5.2.1 (latest version).

In examining the source code manually, we see a significant percentage of code paths that are not relevant to the target bug (e.g., the code containing call to function `do_ncdumpx`). As AFLGo cannot filter-out such paths from being tested, much of its exploration will be spent exploring fruitless execution paths that will not reveal the program’s bug. Thus, we conclude that **path pruning achieves the best performance** as it prevents fuzzing from steering exploration down irrelevant paths.

2) *The Imprecision of Indirect Edge Recovery*: While most fuzzers aim to maximize exploration of the entire program, the goal of directed fuzzing is to instead focus only on *specific* program regions (e.g., the lines affected by a program patch). To this end, accurately modeling control flow is critical to knowing which paths to explore and which others to ignore. Hawkeye [23] and WindRanger [25] attempt to resolve indirect control flow statically, which yields better performance as it requires just a one-time, pre-fuzzing analysis cost. However, we observe that these tools rely on imprecise static analysis frameworks (e.g., SVF [61]) that produce a significant over-approximation of possible paths, making them *unusable* for

general-purpose directed fuzzing.

Other directed fuzzers instead resolve indirect edges dynamically (e.g., SieveFuzz [59], ParmeSan [47], and RLTG [30]), which yields higher precision as their reachability analysis is expanded to include concrete edges. However, the reachability is dependent on the set of seed inputs. Hence, we see that even these approaches miss critical paths that are not covered by the seed inputs. Figure 2 shows a memory leak bug in the latest version of `giflib` missed by the leading pruning-directed fuzzer SieveFuzz. We observe that hybrid directed fuzzers will only incorporate indirect edges *covered* by set of seed inputs, leaving paths that contain uncovered indirect edges missing. Moreover, as edges are observed, these tools’ reachability analyses need to be re-performed—deteriorating their performance further on programs where indirect edges are common.

In weighing the trade-offs of handling indirect edges, we conclude that the least-invasive option with respect to performance is **performing recovery statically**. However, **achieving precision demands that no indirect edges are missed**.

**Motivation:** Attaining fast *and* precise directed fuzzing demands (1) *pruning-based* directedness and (2) *fully-static* indirect edge recovery. To date, **we see no existing directed fuzzer meeting these criteria**.

#### D. Attempt at Overcoming these Limitations

Our tool, TOPr, attempts to address the above mentioned weaknesses of existing directed fuzzers:

1) *The Cost of Directedness:* TOPr identifies and prunes off all irrelevant code segments *w.r.t.* target (e.g., a code segment marked in blue in Figure 1), including entire functions (e.g., `do_ncdumpx`). As a result, TOPr was able to effectively explore the program space after the target location and uncover the memory corruption bug shown in Figure 1 in 1 hour. On the other hand, the leading distance-minimization-based directed fuzzer, AFLGo was not able to find this bug in 1 hour due to its expensive exploration of irrelevant code segments *w.r.t.* target.

2) *The Imprecision of Indirect Edge Recovery:* TOPr’s lightweight static analysis uses function signature matching to resolve indirect edges. As a result, TOPr recovered the 2 indirect edges marked in blue in Figure 2 on the paths to the target location. TOPr was thus able to reach the target location and uncover the memory leak bug shown in Figure 2 in 1 hour. Whereas, the leading pruning-based directed fuzzer, SieveFuzz was unable to reach the target and consequently did not find the memory leak bug in 1 hour. This is due to the fact that SieveFuzz resolves indirect edges dynamically by completely relying on the set of seed inputs. On examining the logs generated by SieveFuzz, we learned that it failed to dynamically recover both of these indirect edges.

### III. TOPr: ENHANCING STATIC PATH PRUNING

Figure 3 details our high-level approach. We perform backward slicing to isolate target locations—and their reaching

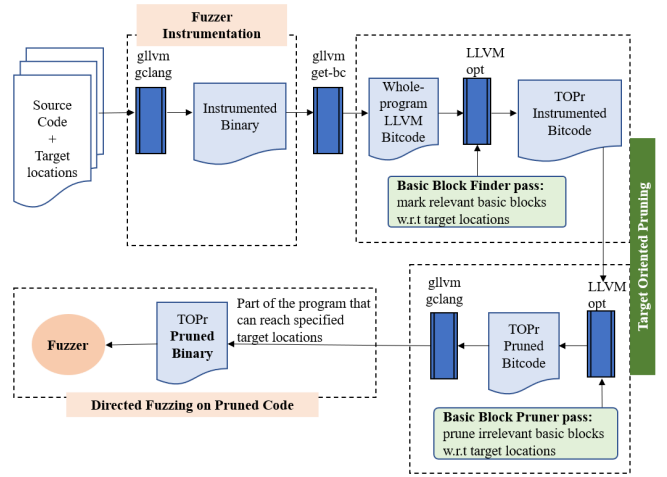


Fig. 3: High-level overview of our enhanced static code pruning for directed fuzzing.

paths—in the program. Our approach leverages a control-flow-based static analysis to identify basic blocks that can reach the target locations at the basic block level. Following this analysis, we prune all irrelevant basic blocks, and perform directed fuzzing on the pruned program slice. We discuss the rest of our components and workflow below.

#### A. Finding Relevant Control Flow

Our first phase identifies relevant basic blocks in program paths leading to desired target locations. Given a set of target locations, we perform a whole-program analysis as shown in Algorithm 1. Our approach leverages a conventional reachability analysis at the call and control-flow graphs to recover all basic blocks that reach target sites. Below we detail our efforts to recover all direct and indirect control flow in a *without* resorting to hybrid static/dynamic analysis.

1) *Recovering Direct Edges:* Using the default analyses provided by compilers (e.g., LLVM), we obtain all direct transfers at both the intra- (e.g., `jmp .label`) and inter-procedural level (e.g., `call foo`). As this analysis is sound as-is, we need not incorporate additional heuristics to further strengthen its precision.

2) *Statically Recovering Indirect Edges:* While off-the-shelf control-flow analyses capture all direct edges, they are insufficient for recovering the frequent indirect edges ubiquitous among today’s complex, real-world software. To overcome this challenge, we perform *function signature matching* to handle indirect calls to functions in the whole-program module. We build on the basic approach in type-based pointer analysis and call-graph construction (e.g., [38], [1]).

In case of call instructions that contain function pointers instead of names, we use signature matching to identify all functions in the whole-program module whose function signature matches with the function signature seen in the call instruction. `getMatchedSignFnNames` on line 29 of algorithm Algorithm 1 accomplishes this task. This is a

conservative mechanism which ensures that no relevant part of the program gets pruned out. We construct the call graph for the entire program module and store it as a map whose key is a function and value is the set of functions that call the said function (*i.e.*, caller functions). This is a graph whose nodes are functions and there is an edge from function  $f_1$  to function  $f_2$  if  $f_2$  can call  $f_1$ . Effectively, it stores an inverse of the traditional call graph. Moreover, to identify call sites more precisely, we store function call sites (*i.e.*, call instructions) along with function names as nodes instead of having only functions.

For each target, we traverse the call graph bottom-up beginning from its parent function to identify all possible predecessor functions up to the program entry point. For each function in this set, starting from the basic block of the target instruction or a function call instruction, we perform an iterative search to identify the relevant basic blocks (shown using `inverseDFS` on line 16). All relevant blocks are marked using a call to a custom marker function (which we call the *marker instruction*). These marker instructions are inserted after the function call instructions that can reach targets (line 20). Apart from these, all blocks in function calls appearing *before* the target in relevant basic blocks are also marked as relevant (lines 29 and 37). Finally, we output the instrumented bitcode containing all basic block markers.

### B. Pruning Irrelevant Control Flow

With our marked bitcode of target-relevant control flow in hand, our second phase aims to prevent wasteful fuzzing by restricting all *irrelevant* program paths. We terminate quickly during the execution. This pass outputs the pruned LLVM bitcode. As shown in Algorithm 2, we first identify locations of marker instructions in every basic block (lines 5–16); if no marker instruction is found, then the entire basic block will be pruned (line 6); and if a marker instruction *is* present as the last non-terminating instruction, then we skip the basic block (line 10). We insert a call to `exit()` before all marker instructions (line 18). As AFLGo treats non-zero exit codes as erroneous program crashes, we intentionally use `exit(0)` to signal a normal termination.

## IV. IMPLEMENTATION

Below we detail our implementation of enhanced static code pruning: TOPr (Target Oriented Pruning).

### A. Overview

We use `gllvm` [6], an LLVM [9] framework based toolchain for static analysis and rewriting (*i.e.*, pruning) of code. `gllvm` is wrapper around LLVM based compilers that provides tools to build whole-program (or whole-library) LLVM bitcode files. `gclang` generates a whole-program executable. Next, the `get-bc` tool is used to extract LLVM bitcode from this binary. The modular LLVM optimizer and analyzer, `opt` is then used to analyze and transform the bitcode. We integrated TOPr atop a recent version of the directed greybox fuzzer,

---

### Algorithm 1 Basic Block Finder Pass

---

```

1: Input: Whole-program LLVM bitcode
2: Output: LLVM bitcode with basic block markers
3: requiredFns  $\leftarrow \emptyset$ 
4: targetInstructionSet  $\leftarrow$  findAllTargets()
5: for targetInstruction  $\in$  targetInstructionSet do
6:   targetFn  $\leftarrow$  targetInstruction.getParentFn()
7:   targReachFnSet  $\leftarrow$  {targetFn}
8:   while targReachFnSet  $\neq \emptyset$  do
9:     targReachFn  $\leftarrow$  targReachFnSet.getNext()
10:    callerList  $\leftarrow$  callGraph[targReachFn]
11:    while callerList  $\neq \emptyset$  do
12:      callerFn  $\leftarrow$  callerList.getNext()
13:      targReachFnSet  $\leftarrow$  targReachFnSet  $\cup$  {callerFn}
14:      callerFnIns  $\leftarrow$  callerFn.ins
15:      callerFnBbl  $\leftarrow$  callerFnIns.getParentBbl()
16:      predBblSet  $\leftarrow$  inverseDFS(callerFnBbl)
17:      for basicBlock  $\in$  predBblSet do
18:        for ins  $\in$  basicBlock do
19:          if ins = callerFnIns then
20:            insertMarkerFnCall()
21:            break
22:          else
23:            if ins.isCall() then
24:              fn  $\leftarrow$  ins.getCalledFnName()
25:              if fn  $\neq$  "" then
26:                requiredFns  $\leftarrow$  requiredFns  $\cup$  {fn}
27:            else
28:              fnSign  $\leftarrow$  ins.getCallSign()
29:              requiredFns  $\leftarrow$  requiredFns  $\cup$ 
30:                getMatchedSignFnNames(fnSign)
31:            end if
32:          end if
33:        end for
34:      end for
35:    end while
36:  end while
37:  markFns(requiredFns)
38: end for

```

---

AFLGo [19], which is commit `b170fad` that uses LLVM version 11.0.

Figure 3 provides the workflow of our framework. The user specifies the target locations in the source code of the program. AFLGo takes as input the source code and these targets to generate an instrumented binary for fuzzing. We wrap `gllvm` around the AFLGo compiler in order to extract the LLVM bitcode from whole-program (or whole-library) instrumented binary that it generates. This instrumented bitcode is then pruned by TOPr before being used for fuzzing. We run our transformation passes for pruning using the LLVM optimizer, `opt`. The pruned bitcode is finally compiled to a pruned binary using `gclang` and then used to perform directed fuzzing.

---

**Algorithm 2** Basic Block Pruner Pass

---

```
1: Input: LLVM bytecode with basic block markers
2: Output: Pruned LLVM bytecode
3: for fn  $\in$  wholeProgram do
4:   for bbl  $\in$  fn do
5:     toPrune  $\leftarrow$  True
6:     pruneStartIns  $\leftarrow$  bbl.begin()
7:     for ins  $\in$  bbl do
8:       if ins.isMarkerFnCall() then
9:         if ins.isLast() then
10:           toPrune  $\leftarrow$  False
11:         else
12:           pruneStartIns  $\leftarrow$  ins
13:           break
14:         end if
15:       end if
16:     end for
17:     if toPrune then
18:       pruneStartIns.insertExitCallBefore()
19:     end if
20:   end for
21: end for
```

---

### B. Backward Slicing

Many of the advanced analyses that are part of the LLVM project, such as alias analyses and memory SSA, are only intra-procedural and therefore insufficient: LLVMSlicer [10] is obsolete, while others (e.g., [5], [15], [12], [72]) are limited in their capabilities. As we are not aware of an existing, fully-functional LLVM pass that performs backward slicing, we manually implement backward slicing atop our LLVM analyses.

### C. Fuzzing Component

TOPr’s enhanced static path pruning is implemented atop the AFLGo directed fuzzer. We leverage the fuzzer’s lightweight instrumentation to obtain code coverage information (e.g., control-flow edges and hit count frequencies), alongside target-relative distances, for every generated input.

## V. EVALUATION

We evaluate TOPr against the following two tools:

- 1) the leading distance-minimization-based directed fuzzer, AFLGo [19].
- 2) the state-of-the-art pruning-based directed fuzzer SieveFuzz [59].

Our evaluation addresses the following research questions:

- 1) **Research Question 1.** How many unique bugs are found by the tools?
- 2) **Research Question 2.** What is the time taken by the tools to expose the bugs?
- 3) **Research Question 3.** How well do the tools perform *w.r.t.* target reachability?
- 4) **Research Question 4** How fast are the tools in terms the test case throughput?

### A. Evaluation Projects

Table II and Table III provide details on the 24 real world benchmarks used in evaluation. Based on the use case for evaluation, the benchmarks are split into two sets — (i) Patch testing where the changed lines of code are set as target locations and (ii) Bug reproduction where previously found bugs are set as target locations. Moreover, based on the project versions, these benchmarks are categorized into two sets:

- 1) **Older project versions evaluated by AFLGo and SieveFuzz.** This set consists of 15 of the 24 benchmarks. The benchmark IDs with suffixes  $-2, -3, -4$  fall into this category. These have been used previously in the evaluation of AFLGo [19], [3] and SieveFuzz [59]. Most of these projects have been updated since they were evaluated by AFLGo and SieveFuzz. Hence, finding bugs in these older versions has no benefit for the current code versions because the bugs had been already discovered and mostly fixed. However, these benchmarks are still useful for comparing TOPr with these tools.
- 2) **Latest project versions.** This set consists of the remaining 9 of the 24 benchmarks. The benchmark IDs with suffix  $-1$  fall into this category. It includes the latest versions of 7 projects from the first set, *i.e.*, all projects that changed since prior evaluations (the `libming` library has been abandoned for years, motivating the need to compare techniques on the latest project versions rather than old versions with known prior bugs). Furthermore, this set also includes the latest versions of 2 additional projects—`NetCDF-C` and `HDF5`. These are libraries are extensively used to analyze and process scientific datasets in geo-science applications [7], [11]. Finding new bugs in the latest versions of these projects provides more confidence in assessing and establishing the significance of TOPr.

TABLE II: *Patch testing* benchmarks (all latest versions except `libxml2-2`) used in our evaluation.

Benchmark	Commit ID
cxxfilt-1	32778522c7d
giflib-1	adf5a1a
hdf5	0553fb7
jasper-1	402d096
libxml2-1	f507d167
libxml2-2	ef709ce2
lrzip-1	e5e9a61
mjs-1	b1b6eac
netcdf-c	63150df
objdump-1	32778522c7d

### B. Metrics

The evaluation metrics measure target specific statistics to effectively compare the tools against one another. These metrics are obtained by replaying the inputs generated during fuzzing on code instrumented using LLVM to compute these

TABLE III: Bug reproduction benchmarks in our evaluation.

Benchmark	Commit ID	Error ID	Error Type
cxxfilt-2	2c49145	CVE-2016-4487	Heap UAF
giflib-2	72e31ff	Bug #74	Double Free
giflib-3	adf5a1a	N/A	Memory Leak
jasper-2	142245b	CVE-2015-5221	Heap UAF
jasper-3	142245b	N/A	Memory Leak
libming-1	b72cc2f	CVE-2018-8807	Heap UAF
libming-2	b72cc2f	CVE-2018-8962	Heap UAF
libming-3	b72cc2f	N/A	Memory Leak
lrzip-2	ed51e14	CVE-2018-11496	Heap UAF
lrzip-3	9de7ccb	CVE-2017-8846	Heap UAF
mjs-2	d6c06a6	Issue #57	Int Overflow
mjs-3	9eae0e6	Issue #78	Heap UAF
mjs-4	2827bd0	N/A	Floating Point
objdump-2	a6c21d4a553	CVE-2017-8392	Invalid Read

metrics. Note that all the metrics that we use in our evaluation are *target specific*, *i.e.*, all these metrics are computed only with reference to program paths and basic blocks that reach target locations. Table IV summarizes the following metrics used in our evaluation:

- **Unique Bugs and Unique Traces.** We count only the bugs on program paths that include target locations. Note that the program path for a given input may not reach the target location even for TOPr that guides exploration towards targets. First, the program may crash before a target is reached, *e.g.*, Segmentation Fault. Such an input/path would not show any bug in the target itself but shows that some paths to the target have bugs. Second, the program path may follow a branch that cannot reach a target, *e.g.*, the target may be in the *else* block of an *if* statement, while the input follows the *then* block. (The key contribution of TOPr is indeed to terminate such paths as soon as they reach a basic block from which the target cannot be reached.) We use the ASAN tool to detect bugs during replay of inputs generated by the fuzzer. Of the bugs reported by ASAN, we filter out and deduplicate ASAN reports to count — (i) Unique bugs: based on *primary bug location* that accounts for only the primary source file name and line number where the bug was triggered and (ii) Unique traces: based on *full stack trace* that accounts for all source file names and line numbers listed in the error stack trace. The number of unique bugs [Research Question 1] is the most important metric used to evaluate the efficacy of fuzzing in our evaluation and thus to compare TOPr against AFLGo and SieveFuzz.
- **Time to Bug Exposure.** This is a measure of the time taken by the fuzzer to generate the input that triggers the first bug in the program [Research Question 2].
- **Target Reachability.** We measure target-relevant coverage in terms of basic blocks covered in the pruned code. The other metrics include the number of times that one or more targets are reached and the number of inputs that reach at least one of the target locations

during execution. These metrics put together conceptually show how much the generated inputs “explore” the targets [Research Question 3]. A tool that reaches the target more often is likely to have a higher chance to detect bugs related to targets.

- **Test Case Throughput.** This is a measure of the total number of executions during the fuzzing campaign used to evaluate the speed of fuzzing [Research Question 4].

TABLE IV: Metrics used in evaluation.

No.	Metric
1	Unique bugs based on primary location in ASAN trace
2	Unique traces based on full ASAN trace
3	Time taken to exposure of first bug within fuzzing campaign
4	Target-Relevant coverage in terms of basic blocks
5	Number of target reaches
6	Number of target reaching inputs
7	Test case throughput

### C. Experimental Setup

We run experiments on a Virtual Machine with Ubuntu 20.04 OS, 66GB Memory, Intel® Xeon(R) CPU E5-2620 @ 2.00GHz × 24. The time-to-exploitation is set to 45 minutes and the timeout is set to 1 hour for the fuzzing campaigns. The rationale for setting a 1 hour time limit is as follows. Most use-case scenarios for targeted fuzzing require relatively *faster* feedback than traditional fuzzing that explores an entire program. For example, consider the use scenario of regression testing [69]—validating whether a recent code commit in a large code base breaks some functionality [50]. While traditional fuzzing may explore the entire large code base to search for potential bugs, targeted fuzzing would focus only on the changed code to explore whether it itself introduced a bug. In others words, generating a test input that leads to a failure in the unchanged code can be considered a kind of “false alarm” because the developer may be already aware of those existing bugs. For this reason, targeted fuzzing has a much smaller time budget than traditional fuzzing (which in the limit can run continuously “forever” and in research experiments is typically evaluated with 24-hour-long experiments). A reasonable expectation is that targeted fuzzing finishes in the same time it takes to run the regression test suite, *e.g.*, with targeted fuzzing running in parallel with the traditional regression test suite. As a result, in our experiments we use 1-hour-long time limit for running targeted fuzzing.

To ensure a fair evaluation, we follow the experimental setup (to the extent possible) used in prior evaluation of the tools, AFLGo [19] and SieveFuzz [59]. For evaluation of TOPr against AFLGo, the fuzzing campaigns make use of 22 out of the 24 cores. For evaluation of TOPr against SieveFuzz, the fuzzing campaigns make use of 1 core and 10 trials of fuzzing campaigns are conducted. In this case, we use the arithmetic mean to report the summary of results across the 10 trials.

## D. Results

**Note:** that **X** in the tables indicates that a tool failed to generate a value *w.r.t.* the given metric. SieveFuzz failed to run on `cxxfilt-2` benchmark and therefore all corresponding values are shown as **X** in the tables.

1) *Unique Bugs and Unique Traces:* Tables Table V and Table VIII show the results for the number of unique bugs found and the number of unique ASAN traces for TOPr vs. AFLGo and TOPr vs. SieveFuzz respectively. Higher values indicate better performance. For most benchmarks, TOPr finds more bugs than its competitors, AFLGo and SieveFuzz. For the remaining benchmarks, TOPr performs on a par with the other 2 tools. This shows that in terms of the most important evaluation metric, unique bugs found, TOPr outperforms both AFLGo and SieveFuzz (highlighted by numbers shown in bold in the tables). TOPr found 24 bugs in the latest versions of 5 projects. More details on the reported bugs are discussed in Section § V-E.

2) *Time to Bug Exposure:* Tables Table VI and Table IX show the results for time to exposure of the first bug within the fuzzing campaigns along with type and location of the bugs. Lower values for TTB indicate better performance. For most benchmarks, TOPr finds bugs faster (lower TTB) in comparison to its competitors, AFLGo and SieveFuzz. The average speedup of TOPr *w.r.t.* time to bug exposure in Tables Table VI and Table IX are **8%** and **85%** respectively (We compute this average for all benchmarks where values for both tools are not **X**, and we compute the average of  $(TOPr - baseline)/baseline$  values where *baseline* is AFLGo or SieveFuzz respectively). This indicates that once again TOPr outperforms both AFLGo and SieveFuzz (highlighted by numbers shown in bold in the tables).

3) *Target Reachability and Test Case Throughput:* Tables Table VII and Table X show the results for basic block coverage in target-relevant code, number of times target(s) reached, number of inputs reaching target(s) and the test case throughput. Higher values indicate better performance. For most of the benchmarks, TOPr achieves better target reachability compared to its competitors, AFLGo and SieveFuzz. On average, TOPr’s increase in test-case throughput in Tables Table VII and Table X are **73%** and **222%** respectively. TOPr’s average increase in target relevant coverage as shown in Tables Table VII and Table X are **9%** and **149%** respectively. Yet again, *w.r.t.* target reachability, TOPr outperforms both AFLGo and SieveFuzz (highlighted by numbers shown in bold in the tables).

SieveFuzz operates by pruning irrelevant control-flow at a function-level granularity, and incorporates statically-unobtainable indirect edges in its dynamically-updated CFG. As shown in Table VIII, Table IX and Table X, TOPr enables a more thorough exploration of directed fuzzing target locations across the 6 benchmarks—reaching target locations at a higher frequency per trial—enabling upwards of 12× more unique bugs to be discovered than SieveFuzz. We posit that TOPr’s

improvement over SieveFuzz is primarily due to SieveFuzz’s coarse-grained pruning coupled with its higher overhead: TOPr’s pruning instead operates at the basic block level and captures indirect function call edges statically, thus achieving higher precision *and* speed than SieveFuzz.

**Summary.** To summarize the results overall, TOPr outperforms both AFLGo and SieveFuzz in terms of (i) bug discovery (both number and speed), (ii) target reachability and (iii) speed by achieving a higher test case throughput.

TABLE V: AFLGo vs. TOPr: number of AddressSanitizer-reported unique bugs found (*UB*) and unique bug stack traces (*UT*) for TOPr versus AFLGo. Numbers are shown in bold when TOPr outperforms AFLGo. (*Higher is better.*)

Benchmark	AFLGo <i>UB</i>	TOPr <i>UB</i>	AFLGo <i>UT</i>	TOPr <i>UT</i>
cxxfilt-2	18	<b>32</b>	134	<b>310</b>
giflib-1	4	4	32	<b>46</b>
giflib-2	2	2	2	2
hdf5	11	<b>12</b>	16	16
jasper-2	15	<b>24</b>	271	<b>433</b>
libming-1	0	<b>67</b>	0	<b>2126</b>
libming-2	0	<b>77</b>	0	<b>2101</b>
libxml2-2	8	<b>9</b>	14	<b>20</b>
lrzip-1	1	1	1	1
lrzip-2	9	9	22	22
lrzip-3	1	1	1	1
mjs-1	0	<b>1</b>	0	<b>1</b>
mjs-2	13	<b>14</b>	22	<b>23</b>
mjs-3	2	2	2	2
netcdf-c	2	<b>6</b>	3	<b>9</b>
objdump-2	2	2	2	2

TABLE VI: AFLGo vs. TOPr: time to bug exposure in seconds (TTB) of the *first* bug within the fuzzing campaign. Numbers are shown in bold when TOPr outperforms AFLGo. (*Lower is better.*)

Benchmark	AFLGo			TOPr		
	TTB (sec)	Type	Location	TTB (sec)	Type	Location
netcdf-c	21	Leak	nchashmap.c:183	<b>20</b>	Leak	nchashmap.c:183
hdf5	51	Leak	h5trav.c:124	<b>35</b>	Leak	h5trav.c:124
mjs-1				<b>510</b>	Crash	Unspecified
lrzip-1	1873	Leak	stream.c:1692	3443	Heap	stream.c:1692
giflib-1	357	Leak	gifalloc.c:329	<b>92</b>	Leak	egif_lib.c:101
libming-1				<b>506</b>	Leak	parser.c:2435
libming-2				<b>2450</b>	Heap	decompile.c:896
libxml2-2	241	Heap	xmlsave.c:2057	1158	Leak	valid.c:952
jasper-2	31	Leak	jas_malloc.c:106	<b>10</b>	Leak	jas_malloc.c:106
cxxfilt-2	256	Heap	xmalloc.c:147	<b>62</b>	Heap	xmalloc.c:147
mjs-2	764	Stack	mjs.c:12522	<b>384</b>	Crash	mjs.c:8820
mjs-3	1813	Crash	mjs.c:9082	2721	Crash	mjs.c:9082
objdump-2	247	Heap	xmalloc.c:147	<b>67</b>	Heap	xmalloc.c:147
giflib-2	41	Crash	gif sponge.c:58	56	Crash	gif sponge.c:58
lrzip-2	15	Leak	stream.c:1651	<b>5</b>	Leak	stream.c:1651
lrzip-3	5	Leak	lrzip.c:1326	5	Leak	lrzip.c:1326



TABLE VII: AFLGo vs. TOPr: basic block coverage of target-relevant code, total instances target(s) is reached, total inputs reaching target(s), and test case throughput. Numbers are shown **in bold** when TOPr outperforms AFLGo. (*Higher is better.*)

Benchmark	Target-Relevant Coverage		Target Reaches		Target-Reaching Inputs		Test Case Throughput	
	AFLGo	TOPr	AFLGo	TOPr	AFLGo	TOPr	AFLGo	TOPr
cxxfilt-1	4.86%	<b>4.94%</b>	2777115	<b>2856414</b>	60997	<b>63397</b>	39121411	29160761
cxxfilt-2	6.31%	<b>6.48%</b>	44674525	5572273	87367	<b>116256</b>	12424857	<b>23310188</b>
giflib-1	65.19%	<b>65.41%</b>	34529	<b>34563</b>	7075	<b>7119</b>	31487585	<b>31622273</b>
giflib-2	55.43%	<b>57.74%</b>	337	310	259	208	26010883	<b>38766493</b>
hdf5	10.69%	<b>10.8%</b>	17430	<b>23353</b>	17430	<b>23353</b>	3817389	<b>5857210</b>
jasper-1	31.29%	<b>31.37%</b>	1304630	<b>3603540</b>	31622	25034	2220500	<b>3064910</b>
jasper-2	38.39%	<b>39.00%</b>	43682	<b>50691</b>	35066	34489	1451864	<b>5378160</b>
libming-1	49.91%	<b>65.03%</b>	0	<b>58533</b>	0	<b>58533</b>	16480846	16244787
libming-2	55.56%	<b>67.75%</b>	0	<b>129321</b>	0	<b>60198</b>	14670904	<b>17524671</b>
libxml2-1	14.45%	<b>15.42%</b>	60107	<b>106178</b>	54738	<b>72002</b>	4354232	<b>8956259</b>
libxml2-2	14.33%	<b>15.31%</b>	81886	<b>142048</b>	66420	<b>74602</b>	6717548	<b>8976242</b>
lrzip-1	11.52%	<b>15.86%</b>	12250	1837	12250	1837	3679161	<b>22457124</b>
lrzip-2	22.95%	<b>25.39%</b>	116250	<b>188456</b>	12575	<b>15132</b>	3476647	<b>3732705</b>
lrzip-3	22.77%	<b>24.22%</b>	13924	<b>16373</b>	13924	<b>16373</b>	5139749	3715864
mjs-1	39.21%	<b>40.82%</b>	155956	<b>232189</b>	41547	38517	36098187	31482133
mjs-2	38.75%	<b>39.94%</b>	2351387	<b>2618489</b>	34629	<b>43924</b>	23525141	<b>36261339</b>
mjs-3	40.55%	<b>41.13%</b>	602653	<b>690056</b>	36993	<b>42194</b>	24022544	<b>27349040</b>
netcdf-c	6.29%	6.26%	4995	<b>10815</b>	999	<b>2163</b>	3419075	<b>4730305</b>
objdump-1	2.89%	<b>3.07%</b>	138228	<b>338736</b>	64836	24029	9707018	<b>14370966</b>
objdump-2	4.07%	<b>5.11%</b>	25975	<b>29038</b>	23256	15947	2721294	<b>8077430</b>

TABLE VIII: SieveFuzz vs. TOPr: mean number of AddressSanitizer-reported unique bugs found (*UB*) and unique bug stack traces (*UT*) for TOPr versus SieveFuzz. Numbers are shown **in bold** when TOPr outperforms SieveFuzz. (*Higher is better.*)

Benchmark	SieveFuzz		TOPr	
	<i>UB</i>	<i>TOPr</i> <i>UB</i>	<i>UT</i>	<i>TOPr</i> <i>UT</i>
cxxfilt-2	<b>X</b>	<b>2.6</b>	<b>X</b>	<b>6</b>
giflib-3	0	<b>0.8</b>	0	<b>0.9</b>
jasper-3	1	<b>10</b>	3.8	<b>50</b>
libming-3	2.3	<b>3.1</b>	2.5	<b>3.1</b>
lrzip-2	1	<b>3.6</b>	1	<b>7.8</b>
mjs-4	0.1	<b>1</b>	0.1	<b>1</b>

### E. Reported Bugs in Latest Versions of Applications

Table XI shows the summary of the reported bugs that were found by our tool, TOPr, in the latest versions of 5 projects. The table shows the number of bugs found per benchmark, the binary on which fuzzer was run along with the type, location, status, severity and the link of each reported bug. Of the 24 bugs found, 13 are in hdf5, 5 in netcdf-c, 1 in lrzip, 4 in giflib and 1 in mjs. 12 bugs in hdf5, 5 bugs in netcdf-c and 1 bug in lrzip have all been confirmed by developers. Furthermore, 12 of the hdf5 bugs have been labelled as **“Priority - 1. High”** and 12 of them have already been fixed.

## VI. RELATED WORK

Recently, directed fuzzing has gained much popularity [32], [39], [71], [35], [37], [31], [64], [65], [36], [4]. Beacon [32] uses path-condition satisfiability to prune execution paths at

TABLE IX: SieveFuzz vs. TOPr: mean time to bug exposure in seconds (TTB) of the *first* bug within fuzzing campaign. Numbers are shown **in bold** when TOPr outperforms SieveFuzz. (*Lower is better.*)

Benchmark	SieveFuzz			TOPr		
	TTB (sec)	Type	Location	TTB (sec)	Type	Location
mjs-4	3307	FPE	mjs.c:8602	<b>2041.6</b>	Stack	mjs.c:12488
giflib-3	<b>X</b>	<b>X</b>	<b>X</b>	<b>960.6</b>	FPE	mjs.c:8602
					Leak	gifalloc.c:329
lrzip-2	7.7	Leak	stream.c:1651	<b>4.8</b>	Leak	stream.c:1651
cxxfilt-2	<b>X</b>	<b>X</b>	<b>X</b>	<b>1423</b>	Crash	cp-demangle.c:1596
					Crash	cplus-dem.c:4839
					Heap	xmalloc.c:147
jasper-3	5.4	Crash	jas_malloc.c:111	31.4	Crash	jas_cm.c:1281
libming-3	15.6	Leak	read.c:227	<b>5.4</b>	Leak	parser.c:882

runtime which incurs a high analysis overhead of approximately 20.8%. Prior work [59] has already demonstrated that Beacon’s runtime pruning suffers from the following drawbacks — (i) its significant high cost reduces fuzzing throughput and (ii) its imprecise control flow analysis tends to over-prune and aggressively remove reachable paths. Contrary to this, (i) TOPr employs an extremely light-weight static pruning mechanism that prunes code at compile time with an analysis overhead in the order of a few seconds, incurring no runtime overhead and (ii) TOPr’s precise indirect flow analysis recovers indirect edges *w.r.t.* targets accurately.

SelectFuzz [39] proposes a new metric for distance minimization that aids in the selection and exploration of paths specific to targets. Beak [71] is a hybrid directed fuzzer for

TABLE X: SieveFuzz vs. TOPr: mean basic block coverage of target-relevant code, mean of instances target(s) reached, mean of inputs reaching target(s), and mean of test case throughput. Numbers are shown **in bold** when TOPr outperforms SieveFuzz. (*Higher is better.*)

Benchmark	Target-Relevant Coverage		Target Reaches		Target-Reaching Inputs		Test Case Throughput	
	SieveFuzz	TOPr	SieveFuzz	TOPr	SieveFuzz	TOPr	SieveFuzz	TOPr
cxxfilt-2	<b>X</b>	<b>4.72%</b>	<b>X</b>	<b>2561</b>	<b>X</b>	<b>1054.6</b>	<b>X</b>	<b>1649432.1</b>
giflib-3	47.74%	<b>52.33%</b>	0	<b>42.2</b>	0	<b>42.2</b>	321822.4	<b>1643788.5</b>
jasper-3	5.81%	<b>40.64%</b>	81.7	<b>842.4</b>	81.7	<b>842.4</b>	121633.9	111484.4
libming-3	3.47%	<b>3.63%</b>	108.1	54	38.1	18	783136.5	211008.1
lrzip-2	9.64%	<b>20.68%</b>	80.2	<b>1366.4</b>	39.5	<b>242.5</b>	100613.8	<b>586171.2</b>
mjs-4	32.08%	<b>36.97%</b>	524	<b>1870.9</b>	376.7	<b>655.4</b>	569233.8	<b>2273708</b>

TABLE XI: Summary of the 24 *newly-discovered* bugs found by TOPr. Details collected using ASAN.

Benchmark	#Bugs	Binary	Type	Location	Status	Severity	Bug Link
hdf5	13	h5dump	Heap Buffer Overflow	H5Oinfo.c:104	Fixed	High Priority	<a href="#">b1-link</a>
			Memory Allocation Error	H5C.c:7120	Fixed	High Priority	<a href="#">b2-link</a>
			Memory Leaks	h5trav.c:124	Fixed	High Priority	<a href="#">b3-link</a>
			Heap Buffer Overflow	H5Oinfo.c:121	Fixed	High Priority	<a href="#">b4-link</a>
			Heap Buffer Overflow	H5Fint.c:2859	Fixed	High Priority	<a href="#">b5-link</a>
			Memory Leaks	H5Oefl.c:137	Fixed	High Priority	<a href="#">b6-link</a>
			Heap Buffer Overflow	H5MM.c:311	Fixed	High Priority	<a href="#">b7-link</a>
			Memory Leaks	H5FL.c:237	Fixed	High Priority	<a href="#">b8-link</a>
			Memory Leaks	H5Opline.c:392	Fixed	High Priority	<a href="#">b9-link</a>
			Out Of Memory	H5C.c:7120	Fixed	High Priority	<a href="#">b10-link</a>
			Heap Buffer Overflow	H5Oattr.c:144	Fixed	High Priority	<a href="#">b11-link</a>
			Memory Leaks	H5FL.c:246	Not fixed	High Priority	<a href="#">b12-link</a>
			Segmentation Fault	H5MM.c:311	Fixed	-	<a href="#">b13-link</a>
netcdf-c	5	ncdump	Segmentation Fault	hdf5open.c:1333	Confirmed	Pending	<a href="#">b14-link</a>
			Memory Leaks	nchashmap.c:183	Confirmed	Pending	<a href="#">b15-link</a>
			Heap Buffer Overflow	hdf5open.c:1333	Confirmed	Pending	<a href="#">b16-link</a>
			Heap Buffer Overflow	hdf5var.c:2102	Confirmed	Pending	<a href="#">b17-link</a>
			Memcpy Parameter Overlap	hdf5open.c:1333	Confirmed	Pending	<a href="#">b18-link</a>
lrzip-1	1	lrzip	Memory Allocation Error	stream.c:1692	Confirmed	Pending	<a href="#">b19-link</a>
giflib-1	4	gifsponge	Memory Leaks	gifalloc.c:329	Reported	Pending	<a href="#">b20-link</a>
			Memory Leaks	egif_lib.c:101	Reported	Pending	<a href="#">b21-link</a>
			Memory Leaks	gifalloc.c:331	Reported	Pending	<a href="#">b22-link</a>
			Memory Leaks	gifalloc.c:53	Reported	Pending	<a href="#">b23-link</a>
mjs-1	1	mjs-bin	Segmentation Fault	Unspecified	Reported	Pending	<a href="#">b24-link</a>

smart contracts that also uses symbolic execution to improve target specific testing. G-fuzz [35] is a directed fuzzer for Google’s gVisor kernel that incorporates a combination of fine-grained distance calculation, target related syscall inference and utilization along with a dynamic switch between exploration and exploitation to enhance directed fuzzing. RLF [37] utilizes deep reinforcement learning along with computing the distance between the path and the target to optimize fuzzing. SwitchFuzz [31] aims to address the issue of path exploration falling into a local optimum using runtime feedback. It switches to other possible paths when the distance of test cases to target does not decrease over a period of time. RDGFuzz [64] proposes to optimize AFLGo’s seed energy allocation algorithm for better directed fuzzing. LeoFuzz [36] proposes an energy scheduling strategy based on several relations between seeds and target locations and a strategy for better coordination of exploration, exploitation stages. MC2 [65] introduces a complexity-theoretic framework to

convert directed greybox fuzzing into an oracle-guided search problem where the querying oracle receives feedback on how close an input is to the target. BugsBunny [4] aims to optimize directed fuzzing for complex hardware designs by proposing a distance-to-target feedback metric to minimize distance to target locations. Distinct from TOPr, these techniques do *not* use pruning to optimize directed fuzzing.

There has also been significant research effort towards making directed fuzzing more effective on complex programs including hybrid techniques that leverage symbolic execution. Next, we discuss directed fuzzing and taint-based fuzzing techniques that include both greybox and whitebox fuzzers. Many coverage-based fuzzing techniques, both greybox and whitebox, have endeavored to increase code coverage while generating inputs [27], [34], [49]. Coverage-based greybox fuzzers [20], [54], [58], [2], [8] primarily make use of lightweight instrumentation to increase code coverage. AFL’s [2] instrumentation tracks basic block transitions and branch-taken

hit counts and uses it to decide which of the generated inputs to preserve for fuzzing. AFLFast [20] investigates the possibility of exercising low-frequency paths to cover more paths in a given time unit. Vuzzer [54] triages basic blocks that select certain paths likely leading to a vulnerability target location. The technique by Sparks et al. [58] puts forward a genetic algorithm to increase code coverage and penetration depth into control-flow logic.

Symbolic execution based whitebox fuzzers are mostly implemented on symbolic execution engine, KLEE [21]. Most of the current directed fuzzers [17], [24], [29], [41], [42], [51], [55], [67] exploit the systematic exploration of path, a principal characteristic of symbolic execution. Symbolic execution runs a program by assigning both concrete and symbolic values to variables. Theoretically, symbolic execution would explore all possible paths in a program by forking at the conditional branches. However, in spite of being a widely used technique in testing, symbolic execution suffers from a few challenges that limit its usage in large real-world programs [22]. Chief among these is path explosion that prevents the technique from reaching deep parts of program code.

There has also been work in the area of directed symbolic execution. DiSE [50] combines static analysis techniques for computing program differences between two versions to improve symbolic execution for regression testing. Fitnex [66] uses target-specific distance computation to guide path exploration in symbolic execution. eXpress [62] uses path pruning to enhance directed symbolic execution.

Apart from these, efforts combining both these strategies—fuzzing and symbolic execution—have also been attempted [48], [60] in the past. Also, there are many taint-based directed whitebox fuzzing techniques [28], [54], [63] that dispense with the not so lightweight machinery of symbolic execution. Buzzfuzz [28] is a dynamic whitebox technique that uses automatic taint tracking to mark the original input files at strategic critical locations. Vuzzer [54] (already mentioned above) is a coverage directed greybox fuzzer that also uses taint analysis to exercise not easily accessible code.

## VII. CONCLUSION

TOPr is designed to enable fast and precise directed fuzzing. Our evaluation demonstrates that TOPr outperforms both AFLGo and SieveFuzz in terms of (i) bug discovery (both number and speed), (ii) target reachability and (iii) overall speed by achieving a higher test case throughput. TOPr found 24 bugs in the latest versions of 5 projects, of which 18 bugs have been already confirmed and 12 bugs fixed by the developers with 12 bugs labelled as "Priority - 1. High"

## ACKNOWLEDGMENT

This material is based upon work supported by the National Science Foundation (NSF) under Grants NSF CCF-1763788, NSF CCF-1956374 and the Office of Naval Research (ONR) under Contract N68335-17-C-0558.

## REFERENCES

- [1] Precise call graphs for C programs with function pointers. *Automated Software Engineering*, 11:7–26, 2004.
- [2] [http://lcamtuf.coredump.cx/afl/technical\\_details.txt](http://lcamtuf.coredump.cx/afl/technical_details.txt), 2017. American Fuzzy Lop (AFL) Fuzzer.
- [3] <https://github.com/aflgo/aflgo/tree/master/scripts/fuzz>, AFLGo projects.
- [4] <https://silml-workshop.github.io/2022-papers/silm2022-bugsbunny.pdf>, BugsBunny: Hopping to RTL Targets with a Directed Hardware-Design Fuzzer.
- [5] <https://github.com/mchalupa/dg>, DG Static Slicer.
- [6] <https://github.com/SRI-CSL/gllvm>, gllvm.
- [7] <https://github.com/HDFGroup/hdf5>, HDF5 library.
- [8] <http://llvm.org/docs/LibFuzzer.html>, LibFuzzer: A library for coverage-guided fuzz testing.
- [9] <https://llvm.org/>, LLVM.
- [10] <https://github.com/jslay/LLVMSlicer>, LLVMSlicer.
- [11] <https://github.com/Unidata/netcdf-c>, NetCDF-C library.
- [12] <https://archive.codeplex.com/?p=paraslicer>, ParaSlicer.
- [13] Cornelius Aschermann, Patrick Jauernig, Tommaso Frassetto, Ahmad-Reza Sadeghi, Thorsten Holz, and Daniel Teuchert. NAUTILUS: Fishing for Deep Bugs with Grammars. In *Network and Distributed System Security Symposium*, NDSS, 2019.
- [14] Cornelius Aschermann, Sergej Schumilo, Tim Blazytko, Robert Gawlik, and Thorsten Holz. REDQUEEN: Fuzzing with Input-to-State Correspondence. In *Network and Distributed System Security Symposium*, NDSS, 2018.
- [15] B. Beckert, T. Borner, S. Gocht, M. Herda, D. Lentzsch, and M. Ulrich. Semslice: Exploiting relational verification for automatic program slicing. In *N. Polikarpova and S. Schneider, editors, IFM'17, volume 10510 of Lecture Notes in Computer Science, pages 312–319. Springer, 2017. https://doi.org/10.1007/978-3-319-66845-1*, 2017.
- [16] Tim Blazytko, Cornelius Aschermann, Moritz Schlögel, Ali Abbasi, Sergej Schumilo, Simon Wörner, and Thorsten Holz. GRIMOIRE: Synthesizing Structure while Fuzzing. In *USENIX Security Symposium*, USENIX, 2019.
- [17] Marcel Böhme, Bruno C. d. S. Oliveira, and Abhik Roychoudhury. Regression tests to expose change interaction errors. *ESEC/FSE 2013*, page 334–344, New York, NY, USA, 2013. Association for Computing Machinery. doi:10.1145/2491411.2491430.
- [18] Marcel Böhme, Van-Thuan Pham, Manh-Dung Nguyen, and Abhik Roychoudhury. Directed Greybox Fuzzing. In *ACM SIGSAC Conference on Computer and Communications Security*, CCS, 2017.
- [19] Marcel Böhme, Van-Thuan Pham, Manh-Dung Nguyen, and Abhik Roychoudhury. Directed greybox fuzzing. *CCS '17*, New York, NY, USA, 2017. Association for Computing Machinery. doi:10.1145/3133956.3134020.
- [20] Marcel Böhme, Van-Thuan Pham, and Abhik Roychoudhury. Coverage-based greybox fuzzing as markov chain. In *Proceedings of the 2016 ACM SIGSAC Conference on Computer and Communications Security*, CCS '16, page 1032–1043, New York, NY, USA, 2016. Association for Computing Machinery. doi:10.1145/2976749.2978428.
- [21] C. Cadar, D. Dunbar, and D. Engler. Klee: Unassisted and automatic generation of high-coverage tests for complex systems programs. In *The 8th USENIX Symposium on Operating Systems Design and Implementation (OSDI'08)*, 2008.
- [22] C. Cadar and K. Sen. Symbolic execution for software testing: Three decades later. In *Commun. ACM*, 2013.
- [23] Hongxu Chen, Yinxing Xue, Yuekang Li, Bihuan Chen, Xiaofei Xie, Xiuheng Wu, and Yang Liu. Hawkeye: Towards a Desired Directed Grey-box Fuzzer. In *ACM SIGSAC Conference on Computer and Communications Security*, CCS, 2018.
- [24] Maria Christakis, Peter Müller, and Valentin Wüstholtz. Guiding dynamic symbolic execution toward unverified program executions. *ICSE '16*, page 144–155, New York, NY, USA, 2016. Association for Computing Machinery. doi:10.1145/2884781.2884843.
- [25] Zhengjie Du, Yuekang Li, Yang Liu, and Bing Mao. Windranger: A directed greybox fuzzer driven by deviation basic blocks. In *Proceedings of the 44th International Conference on Software Engineering*, ICSE '22, page 2440–2451, New York, NY, USA, 2022. Association for Computing Machinery. doi:10.1145/3510003.3510197.
- [26] Andrea Fioraldi, Dominik Maier, Heiko Eißfeldt, and Marc Heuse. AFL++: Combining Incremental Steps of Fuzzing Research. In *USENIX Workshop on Offensive Technologies*, WOOT, 2020.

- [27] Shutao Gan, Chao Zhang, Xiaojun Qin, Xuwen Tu, Kang Li, Zhongyu Pei, and Zuoning Chen. Collafl: Path sensitive fuzzing. In *2018 IEEE Symposium on Security and Privacy (SP)*, pages 679–696, 2018. doi:10.1109/SP.2018.00040.
- [28] Vijay Ganesh, Tim Leek, and Martin Rinard. Taint-based directed whitebox fuzzing. In *2009 IEEE 31st International Conference on Software Engineering*, pages 474–484, 2009. doi:10.1109/ICSE.2009.5070546.
- [29] Istvan Haller, Asia Slowinska, Matthias Neugschwandtner, and Herbert Bos. Dowsing for overflows: A guided fuzzer to find buffer boundary violations. In *Proceedings of the 22nd USENIX Conference on Security, SEC'13*, page 49–64, USA, 2013. USENIX Association.
- [30] Yubo He and Yuefei Zhu. Rltg: Multi-targets directed greybox fuzzing. *PLOS ONE*, 18(4):1–23, 04 2023. doi:10.1371/journal.pone.0278138.
- [31] Ziheng He, Peng Jia, Yong Fang, Yuying Liu, and Hairu Luo. Switch-fuzz: Switch short-term goals in directed grey-box fuzzing. *Applied Sciences*, 12(21), 2022. URL: <https://www.mdpi.com/2076-3417/12/21/11097>, doi:10.3390/app122111097.
- [32] Heqing Huang, Yiyuan Guo, Qingkai Shi, Peisen Yao, Rongxin Wu, and Charles Zhang. Beacon: Directed grey-box fuzzing with provable path pruning. In *2022 IEEE Symposium on Security and Privacy (SP)*, pages 36–50, 2022. doi:10.1109/SP46214.2022.9833751.
- [33] Jinho Jung, Stephen Tong, Hong Hu, Jungwon Lim, Yonghui Jin, and Taesoo Kim. WINNIE: Fuzzing Windows Applications with Harness Synthesis and Fast Cloning. In *Network and Distributed System Security Symposium, NDSS*, 2021.
- [34] Caroline Lemieux and Koushik Sen. Fairfuzz: A targeted mutation strategy for increasing greybox fuzz testing coverage. In *Proceedings of the 33rd ACM/IEEE International Conference on Automated Software Engineering, ASE '18*, page 475–485, New York, NY, USA, 2018. Association for Computing Machinery. doi:10.1145/3238147.3238176.
- [35] Yuwei Li, Yuan Chen, Shouling Ji, Xuhong Zhang, Guanglu Yan, Alex X. Liu, Chunming Wu, Zulie Pan, and Peng Lin. G-fuzz: A directed fuzzing framework for gvisor. *IEEE Transactions on Dependable and Secure Computing*, pages 1–18, 2023. doi:10.1109/TDSC.2023.3244825.
- [36] Hongliang Liang, Xinglin Yu, Xianglin Cheng, Jie Liu, and Jin Li. Multiple targets directed greybox fuzzing. *IEEE Transactions on Dependable and Secure Computing*, pages 1–15, 2023. doi:10.1109/TDSC.2023.3253120.
- [37] Xinran Liang and Tian Xiao. Rlf: Directed fuzzing based on deep reinforcement learning. In *2022 International Conference on Machine Learning, Control, and Robotics (MLCR)*, pages 127–133, 2022. doi:10.1109/MLCR57210.2022.00032.
- [38] Kangjie Lu and Hong Hu. Where does it go?: Refining indirect-call targets with multi-layer type analysis. In *CCS '19: Proceedings of the 2019 ACM SIGSAC Conference on Computer and Communications Security*, pages 1867–1881, November 2019.
- [39] C. Luo, W. Meng, and P. Li. Selectfuzz: Efficient directed fuzzing with selective path exploration. In *2023 IEEE Symposium on Security and Privacy (SP)* (SP), pages 1050–1064, Los Alamitos, CA, USA, may 2023. IEEE Computer Society. URL: <https://doi.ieeecomputersociety.org/10.1109/SP46215.2023.00060>, doi:10.1109/SP46215.2023.00060.
- [40] Chenyang Lv, Shouling Ji, Chao Zhang, Yuwei Li, Wei-Han Lee, Yu Song, and Raheem Beyah. MOPT: Optimize Mutation Scheduling for Fuzzers. In *USENIX Security Symposium*, USENIX, 2019.
- [41] K.K. Ma, K.Y. Phang, J. S. Foster, and M. Hicks. Directed symbolic execution. In *Yahav E. (eds) Static Analysis. SAS 2011. Lecture Notes in Computer Science, vol 6887. Springer, Berlin, Heidelberg*, 2011.
- [42] Paul Dan Marinescu and Cristian Cadar. Katch: High-coverage testing of software patches. *ESEC/FSE 2013*, page 235–245, New York, NY, USA, 2013. Association for Computing Machinery. doi:10.1145/2491411.2491438.
- [43] Stefan Nagy and Matthew Hicks. Full-speed Fuzzing: Reducing Fuzzing Overhead through Coverage-guided Tracing. In *IEEE Symposium on Security and Privacy*, Oakland, 2019.
- [44] Stefan Nagy, Anh Nguyen-Tuong, Jason D Hiser, Jack W Davidson, and Matthew Hicks. Breaking Through Binaries: Compiler-quality Instrumentation for Better Binary-only Fuzzing. In *USENIX Security Symposium*, USENIX, 2021.
- [45] Stefan Nagy, Anh Nguyen-Tuong, Jason D Hiser, Jack W Davidson, and Matthew Hicks. Same Coverage, Less Bloat: Accelerating Binary-only Fuzzing with Coverage-preserving Coverage-guided Tracing. In *ACM SIGSAC Conference on Computer and Communications Security*, 2021.
- [46] Manh-Dung Nguyen, Sébastien Bardin, Richard Bonichon, Roland Groz, and Matthieu Lemerre. Binary-level Directed Fuzzing for Use-After-Free Vulnerabilities. In *International Symposium on Research in Attacks, Intrusions and Defenses, RAID*, 2020.
- [47] Sebastian Österlund, Kaveh Razavi, Herbert Bos, and Cristiano Giuffrida. ParmeSan: Sanitizer-guided Greybox Fuzzing. In *USENIX Security Symposium*, USENIX, 2020.
- [48] Brian Pak. Hybrid fuzz testing: Discovering software bugs via fuzzing and symbolic execution. 2012.
- [49] Hui Peng, Yan Shoshitaishvili, and Mathias Payer. T-fuzz: Fuzzing by program transformation. In *2018 IEEE Symposium on Security and Privacy (SP)*, pages 697–710, 2018. doi:10.1109/SP.2018.00056.
- [50] Suzette Person, Guowei Yang, Neha Rungta, and Sarfraz Khurshid. Directed incremental symbolic execution. In *Proceedings of the 32nd ACM SIGPLAN Conference on Programming Language Design and Implementation, PLDI '11*, page 504–515, New York, NY, USA, 2011. Association for Computing Machinery. doi:10.1145/1993498.1993558.
- [51] Suzette Person, Guowei Yang, Neha Rungta, and Sarfraz Khurshid. Directed incremental symbolic execution. *SIGPLAN Not.*, 46(6):504–515, jun 2011. doi:10.1145/1993316.1993558.
- [52] Van-Thuan Pham, Marcel Böhme, Andrew E. Santosa, Alexandru Răzvan Căciulescu, and Abhik Roychoudhury. Smart Greybox Fuzzing. *IEEE Transactions on Software Engineering*, 2019.
- [53] Vaibhav Rastogi, Chaitra Niddodi, Sibin Mohan, and Somesh Jha. New directions for container debloating. In *Proceedings of the 2017 Workshop on Forming an Ecosystem Around Software Transformation (FEAST '17)*, 2017.
- [54] Sanjay Rawat, Vivek Jain, Ashish Kumar, Lucian Cojocar, Cristiano Giuffrida, and Herbert Bos. Vuzzer: Application-aware evolutionary fuzzing. In *NDSS '17*, page 1–14, 2017.
- [55] R. Santelices, P. K. Chittimalli, T. Apiwatanapong, A. Orso, and M. J. Harrold. Test-suite augmentation for evolving software. In *Proceedings of the 2008 23rd IEEE/ACM International Conference on Automated Software Engineering, ASE '08*, page 218–227, USA, 2008. IEEE Computer Society. doi:10.1109/ASE.2008.32.
- [56] Kosta Serebryany. Continuous fuzzing with libfuzzer and addresssanitizer. In *IEEE Cybersecurity Development Conference, SecDev*, 2016.
- [57] Kostya Serebryany. OSS-Fuzz - Google's continuous fuzzing service for open source software. In *USENIX Security Symposium*, USENIX, 2017.
- [58] Sherri Sparks, Shawn Embleton, Ryan Cunningham, and Cliff Zou. Automated vulnerability analysis: Leveraging control flow for evolutionary input crafting. In *Twenty-Third Annual Computer Security Applications Conference (ACSAC 2007)*, pages 477–486, 2007. doi:10.1109/ACSAC.2007.27.
- [59] Prashast Srivastava, Stefan Nagy, Matthew Hicks, Antonio Bianchi, and Mathias Payer. One fuzz doesn't fit all: Optimizing directed fuzzing via target-tailored program state restriction. In *Proceedings of the 38th Annual Computer Security Applications Conference, ACSAC '22*, page 388–399, New York, NY, USA, 2022. Association for Computing Machinery. doi:10.1145/3564625.3564643.
- [60] Nick Stephens, John Grosen, Christopher Salls, Andrew Dutcher, Ruoyu Wang, Jacopo Corbetta, Yan Shoshitaishvili, Christopher Krügel, and Giovanni Vigna. Driller: Augmenting fuzzing through selective symbolic execution. In *Network and Distributed System Security Symposium*, 2016.
- [61] Yulei Sui and Jingling Xue. Svf: interprocedural static value-flow analysis in llvm. In *Proceedings of the 25th international conference on compiler construction*, pages 265–266. ACM, 2016.
- [62] Kunal Taneja, Tao Xie, Nikolai Tillmann, and Jonathan de Halleux. express: Guided path exploration for efficient regression test generation. In *Proc. 2011 International Symposium on Software Testing and Analysis (ISSTA 2011)*, pages 1–11, July 2011. URL: <http://taoie.cs.illinois.edu/publications/issta11-express.pdf>.
- [63] Tielei Wang, Tao Wei, Guofei Gu, and Wei Zou. Taintscope: A checksum-aware directed fuzzing tool for automatic software vulnerability detection. In *2010 IEEE Symposium on Security and Privacy*, pages 497–512, 2010. doi:10.1109/SP.2010.37.

- [64] Zejun Wu, Li Lu, Qiong Jia, and Zhihao Chen. Rdfuzz: A directed greybox fuzzing optimization method based on rich-branch nodes. EITCE '22, page 312–317, New York, NY, USA, 2023. Association for Computing Machinery. doi:10.1145/3573428.3573482.
- [65] Zejun Wu, Li Lu, Qiong Jia, and Zhihao Chen. Rdfuzz: A directed greybox fuzzing optimization method based on rich-branch nodes. EITCE '22, page 312–317, New York, NY, USA, 2023. Association for Computing Machinery. doi:10.1145/3573428.3573482.
- [66] Tao Xie, Nikolai Tillmann, Peli de Halleux, and Wolfram Schulte. Fitness-guided path exploration in dynamic symbolic execution. In *Proc. the 39th Annual IEEE/IFIP International Conference on Dependable Systems and Networks (DSN 2009)*, pages 359–368, June–July 2009. URL: <http://taoxie.cs.illinois.edu/publications/dsn09-fitnex.pdf>.
- [67] Zhihong Xu, Yunho Kim, Moonzoo Kim, Gregg Rothermel, and Myra B. Cohen. Directed test suite augmentation: Techniques and tradeoffs. FSE '10, page 257–266, New York, NY, USA, 2010. Association for Computing Machinery. doi:10.1145/1882291.1882330.
- [68] Guanhua Yan, Junchen Lu, Zhan Shu, and Yunus Kucuk. ExploitMeter: Combining Fuzzing with Machine Learning for Automated Evaluation of Software Exploitability. In *IEEE Symposium on Privacy-Aware Computing, PAC*, 2017.
- [69] S Yoo and M Harman. Regression testing minimisation, selection and prioritisation : A survey. 2007. URL: <http://www0.cs.ucl.ac.uk/staff/mharman/stvr-shin-survey.pdf>, doi:10.1002/000.
- [70] Michal Zalewski. American fuzzy lop, 2017. URL: <http://lcamtuf.coredump.cx/afl/>.
- [71] Wei Zhang. Beak: A directed hybrid fuzzer for smart contracts. In *International Core Journal of Engineering*, volume 8, 2022. doi:10.6919/ICJE.202204\_8(4).0060.
- [72] Y. Zhang. Sympas: Symbolic program slicing. In *CoRR*, abs/1903.05333, 2019. URL <http://arxiv.org/abs/1903.05333>, 2019.
- [73] Xiaogang Zhu and Marcel Böhme. Regression greybox fuzzing. In *Proceedings of the 2021 ACM SIGSAC Conference on Computer and Communications Security, CCS '21*, page 2169–2182, New York, NY, USA, 2021. Association for Computing Machinery. doi:10.1145/3460120.3484596.